CALCULUS AND LINEAR ALGEBRA

Semester	**: I**	**CIE Marks**	**: 40**
Course Code	**: 18MAT11**	**SEE Marks**	**: 60**
Teaching Hours/week (L:T:P)	**: 3:2:0**	**Exam Hours**	**: 03**
	Credits : 04		

Course Learning Objectives: This course Calculus and Linear Algebra **(18MAT11)** will enable students:

- To familiarize the important tools of calculus and differential equations that are essential in all branches of engineering.
- To develop the knowledge of matrices and linear algebra in a comprehensive manner.

MODULE-I

Differential Calculus-1: Review of elementary differential calculus, Polar curves - angle between the radius vector and tangent, angle between two curves, pedal equation. Curvature and radius of curvature- Cartesian and polar forms; Centre and circle of curvature (All without proof-formulae only) –applications to evolutes and involutes.

(RBT Levels: L1 & L2)

MODULE-II

Differential Calculus-2: Taylor's and Maclaurin's series expansions for one variable (statements only), indeterminate forms - L'Hospital's rule. Partial differentiation; Total derivatives-differentiation of composite functions. Maxima and minima for a function of two variables; Method of Lagrange multipliers with one subsidiary condition. Applications of maxima and minima with illustrative examples. Jacobians-simple problems.

(RBT Levels: L1 & L2)

MODULE-III

Integral Calculus: Review of elementary integral calculus.

Multiple integrals: Evaluation of double and triple integrals. Evaluation of double integrals- change of order of integration and changing into polar co-ordinates. Applications to find area volume and centre of gravity

Beta and Gamma functions: Definitions, Relation between beta and gamma functions and simple problems.

(RBT Levels: L1 & L2)

MODULE-IV

Ordinary differential equations (ODE's) of first order:

Exact and reducible to exact differential equations. Bernoulli's equation.

Applications of ODE's-orthogonal trajectories, Newton's law of cooling and L-R circuits. Nonlinear differential equations: Introduction to general and singular solutions ; Solvable for p only; Clairaut's and reducible to Clairaut's equations only. **(RBT Levels : L1, L2 & L3)**

MODULE-V

Linear Algebra: Rank of a matrix-echelon form. Solution of system of linear equations – consistency. Gauss-elimination method, Gauss –Jordan method and Approximate solution by Gauss-Seidel method. Eigen values and eigenvectors-Rayleigh's power method. Diagonalization of a square matrix of order two.

(RBT Levels : L1, L2 & L3)

Textbooks:

1. B.S. Grewal: Higher Engineering Mathematics, Khanna Publishers, 43rd Ed., 2015.
2. E. Kreyszig: Advanced Engineering Mathematics, John Wiley & Sons, 10th Ed.(Reprint), 2016.

Reference books:

1. C.Ray Wylie, Louis C.Barrett : "Advanced Engineering Mathematics", 6th Edition, 2. McGraw-Hill Book Co., New York, 1995.
2. James Stewart : "Calculus –Early Transcendentals", Cengage Learning India Private Ltd., 2017.
3. B.V.Ramana: "Higher Engineering Mathematics" 11th Edition, Tata McGraw-Hill, 2010.
4. Srimanta Pal & Subobh C Bhunia: "Engineering Mathematics", Oxford University Press, 3rd Reprint, 2016.
5. Gupta C.B., Singh S.R. and Mukesh Kumar: "Engineering Mathematics for Semester I & II", Mc-Graw Hill Education (India) Pvt.Ltd., 2015.

Web links and Video Lectures:

1. http://nptel.ac.in/courses.php?disciplineID=111
2. http://www.class-central.com/subject/math(MOOCs)
3. http://academicearth.org/
4. VTU EDUSAT PROGRAMME - 20

Course Outcomes: On completion of this course, students are able to:

CO1 : Apply the knowledge of calculus to solve problems related to polar curves and its applications in determining the bentness of a curve.

CO2 : Learn the notion of partial differentiation to calculate rates of change of multivariate functions and solve problems related to composite functions and Jacobians.

CO3 : Apply the concept of change of order of integration and variables to evaluate multiple integrals and their usage in computing the area and volumes.

CO4 : Solve first order linear/nonlinear differential equation analytically using standard methods

CO5 : Make use of matrix theory for solving system of linear equations and compute eigenvalues and eigenvectors required for matrix diagonalization process.

Question Paper Pattern:

- The SEE question paper will be set for 100 marks and the marks scored will be proportionately reduced to 60.
- The question paper will have ten full questions carrying equal marks.
- Each full question carries 20 marks.
- There will be two full questions (with a maximum of four sub questions) from each module.
- Each full question will have sub questions covering all the topics under a module.
- The students will have to answer five full questions, selecting one full question from each module.

ENGINEERING PHYSICS

Semester	**: I/II**	**CIE Marks**	**: 40**
Course Code	**: 18PHY12/22**	**SEE Marks**	**: 60**
Teaching Hours/week (L:T:P)	**: 3:2:0**	**Exam Hours**	**: 03**
	Credits : 04		

Course Learning Objectives:

This course **(18PHY12/22)** will enable students to

- Learn the basic concepts in Physics which are very much essential in understanding and solving engineering related challenges.
- Gain the knowledge of newer concepts in modern physics for the better appreciation of modern technology

MODULE-I

Oscillations and Waves

Free Oscillations: Definition of SHM, derivation of equation for SHM, Mechanical simple harmonic oscillators (mass suspended to spring oscillator), complex notation and phasor representation of simple harmonic motion. Equation of motion for free oscillations, Natural frequency of oscillations.

Damped and forced oscillations: Theory of damped oscillations: over damping, critical & under damping, quality factor. Theory of forced oscillations and resonance, Sharpness of resonance. One example for mechanical resonance.

Shock waves: Mach number, Properties of Shock waves, control volume. Laws of conservation of mass, energy and momentum. Construction and working of Reddy shock tube, applications of shock waves.

Numerical problems

(RBT Levels : L1, L2 & L3)

MODULE-II

Elastic properties of materials:

Elasticity: Concept of elasticity, plasticity, stress, strain, tensile stress, shear stress, compressive stress, strain hardening and strain softening, failure (fracture/fatigue), Hooke's law, different elastic moduli: Poisson's ratio, Expression for Young's modulus (Y), Bulk modulus (K) and Rigidity modulus (n) in terms of and β. Relation between Y, n and K, Limits of Poisson's ratio.

Bending of beams: Neutral surface and neutral plane, Derivation of expression for bending moment. Bending moment of a beam with circular and rectangular cross section. Single cantilever, derivation of expression for Young's' modulus.

Torsion of cylinder: Expression for couple per unit twist of a solid cylinder (Derivation), Torsional pendulum-Expression for period of oscillation.
Numerical problems.

(RBT Levels : L1, L2 & L3)

MODULE- III

Maxwell's equations, EM waves and Optical fibers

Maxwell's equations: Fundamentals of vector calculus. Divergence and curl of electric field and magnetic field (static), Gauss' divergence theorem and Stokes' theorem. Description of laws of electrostatics, magnetism and Faraday's laws of EMI. Current density & equation of Continuity; displacement current (with derivation) Maxwell's equations in vacuum.

EM Waves: The wave equation in differential form in free space (Derivation of the equation using Maxwell's equations), Plane electromagnetic waves in vacuum, their transverse nature, polarization of EM waves (Qualitative).

Optical fibers: Propagation mechanism, angle of acceptance. Numerical aperture. Modes of propagation and Types of optical fibers. Attenuation: Causes of attenuation and Mention of expression for attenuation coefficient. Discussion of block diagram of point to point communication. Merits and demerits Numerical problems.

(RBT Levels : L1 & L2)

MODULE IV

Quantum Mechanics and Lasers

Quantum mechanics: Introduction to Quantum mechanics, Wave nature of particles, Heisenberg's uncertainty principle and applications (non confinement of electron in the nucleus), Schrodinger time independent wave equation, Significance of Wave function, Normalization, Particle in a box, Energy eigen values of a particle in a box and probability densities.

Lasers: Review of spontaneous and stimulated processes, Einstein's coefficients (derivation of expression for energy density). Requisites of a Laser system. Conditions for laser action. Principle, Construction and working of CO_2 and semiconductor Lasers.
Application of Lasers in Defense (Laser range finder) and Engineering (Data storage).
Numerical problems

(RBT Levels : L1, L2 & L3)

MODULE-V

Material science

Quantum Free electron theory of metals: Review of classical free electron theory, mention of failures. Assumptions of Quantum Free electron theory,

Mention of expression for density of states, Fermi-Dirac statistics (qualitative), Fermi factor, Fermi level, Derivation of the expression for Fermi energy, Success of QFET.

Physics of Semiconductor: Fermi level in intrinsic semiconductors, Expression for concentration of electrons in conduction band, Hole concentration in valance band (only mention the expression), Conductivity of semiconductors(derivation), Hall effect, Expression for Hall coefficient (derivation)

Dielectric materials: polar and non-polar dielectrics, internal fields in a solid, Clausius-Mossotti equation(Derivation), mention of solid, liquid and gaseous dielectrics with one example each. Application of dielectrics in transformers. Numerical problems.

(RBT Levels : L1, L2 & L3)

Textbooks:

1. A Text book of Engineering Physics- M.N. Avadhanulu and P.G. Kshirsagar, 10th revised Ed, S. Chand & Company Ltd, New Delhi.
2. Engineering Physics-Gaur and Gupta Dhanpat Rai Publications-2017.
3. Concepts of Modern Physics-Arthur Beiser: 6th Ed, Tata McGraw Hill Edu Pvt Ltd- New Delhi 2006.

Reference books:

1. Introduction to Mechanics, MK Verma: 2nd Ed, University Press(India) Pvt Ltd, Hyderabad 2009.
2. Lasers and Non Linear Optics, BB laud, 3rd Ed, New Age International Publishers 2011.
3. Solid State Physics-S O Pillai, 8th Ed New Age International Publishers-2018.
4. Shock waves made simple- Chintoo S Kumar, K Takayama and KPJ Reddy: Willey India Pvt. Ltd., New Delhi, 2014.
5. Introduction to Electrodynamics, David Griffiths, 4th Ed, Cambridge University Press 2017.

Course Outcomes:

Upon completion of this course, students will be able to

1. Understand various types of oscillations and their implications, the role of Shock waves in various fields and Recognize the elastic properties of materials for engineering applications.
2. Realize the interrelation between time varying electric field and magnetic field, the transverse nature of the EM waves and their role in optical fiber communication.
3. Compute Eigen values, Eigen functions, momentum of Atomic and subatomic particles using Time independent 1-D Schrodinger's wave equation.
4. Apprehend theoretical background of laser, construction and working of different types of laser and its applications in different fields

5. Understand various electrical and thermal properties of materials like conductors, semiconductors and dielectrics using different theoretical models.

Question paper pattern:

Note:- The SEE question paper will be set for 100 marks and the marks will be proportionately reduced to 60.

- The question paper will have **ten** full questions carrying equal marks.
- Each full question consisting of **20** marks.
- There will be **two** full questions (with a **maximum** of **four** sub questions) from each module.
- Each full question will have sub question covering all the topics under a module.
- The students will have to answer **five** full questions, selecting **one** full question from each module.

BASIC ELECTRICAL ENGINEERING

Semester	**: I/II**	**CIE Marks**	**: 40**
Course Code	**: 18ELE13/23**	**SEE Marks**	**: 60**
Teaching Hours/week (L:T:P)	**: 2:2:0**	**Exam Hours**	**: 03**
	Credits : 03		

Lecture hours per module: Six hours and Tutorials per module: **one of 2 hours**

Course Objectives:

- To explain Ohm's law and Kirchhoff's laws used for the analysis of DC circuits.
- To explain fundamentals of AC circuits and the behaviour of R, L and C and their combinations in AC circuits.
- To discuss three phase balanced circuits.
- To explain principle of operation, construction and performance of electrical machines such as single phase transformer, DC machines, synchronous generator and three phase induction motor.
- To introduce concepts of electrical wiring, circuit protecting devices and earthing.

MODULE-I

D.C.Circuits: Ohm's Law and Kirchhoff's Laws, analysis of series, parallel and series- parallel circuits excited by independent voltage sources. Power and Energy.

A.C. Fundamentals: Generation of sinusoidal voltage, frequency of generated voltage, definition and numerical values of average value, root mean square value, form factor and peak factor of sinusoidally varying voltage and current, phasor representation of alternating quantities.

(RBT Levels : L1, L2, L3 & L4)

MODULE - 2

Single Phase Circuits: Analysis, with phasor diagram, of circuits with R, L, C, R-L, RC, R-L-C for series and parallel configurations. Real power, reactive power, apparent power and power factor.

Three Phase circuits: Advantages of 3-phase power, Generation of 3-phase power, Three-phase balanced circuits, voltage and current relations in star and delta connections. Measurement of three phase power using two wattmeter method.

(RBT Levels : L1, L2, L3 & L4)

MODULE - 3

Single Phase Transformers: Necessity of transformer, Principle of operation, Types and construction of transformers. emf equation, losses, variation of losses with respect to load, efficiency, Condition for maximum efficiency.

Domestic Wiring: Service mains, meter board and distribution board. Brief discussion on concealed conduit wiring. Two-way and three-way control. Elementary discussion on circuit protective devices: Fuse and Miniature Circuit Breaker (MCB's),electric shock, precautions against shock. Earthing: Pipe and Plate earthing.

(RBT Levels : L1, L2 & L3)

MODULE – 4

DC Generators: Principle of operation, Construction of D.C. Generators. Expression for induced emf,Types of D.C. Generators,Relation between induced emf and terminal voltage.

DC motors: Principle of operation,Back emf,Torque equation, Types of dc motors, Characteristics of dc motors (shunt and series motors only) and Applications.

(RBT Levels : L1, L2 & L3)

MODULE – 5

Three Phase Synchronous Generators: Principle of operation, Constructional details, Synchronous speed, Frequency of generated voltage, emf equation, Concept of winding factor (excluding the derivation and calculation of distribution and pitch factors).

Three Phase Induction Motors: Principle of operation, Generation of rotating magnetic field, Construction and working of three-phase induction motor, Slip and its significance. Necessity of starter, star-delta starter.

(RBT Levels : L1, L2 & L3)

Textbooks:

1 Basic Electrical Engineering, D C Kulshreshtha, Tata McGraw Hill, Revised First Edition.

2 Principles of Electrical Engineering & Electronics, V.K. Mehta, Rohit Mehta, S.ChandPublications.

Reference Books:

1 Fundamentals of Electrical Engineering and Electronics, B. L. Theraja, S. Chand & Company Ltd, Reprint Edition 2013.

2 Electrical Technology, E. Hughes, International Students 9th Edition, Pearson, 2005.

3 Basic Electrical Engineering, D. P. Kothari and I. J. Nagrath, Tata McGraw Hill, 2017.

Course Outcomes:

At the end of the course the student will be able to:

- Analyse D.C and A.C circuits.
- Explain the principle of operation andconstruction of single phase transformers.

- Explain the principle of operation andconstruction of DC machines and synchronous machines.
- Explain the principle of operation and construction of three phase induction motors.
- Discuss concepts of electrical wiring, circuit protecting devices and earthing.

Graduate Attributes (As per NBA): Engineering Knowledge, Problem Analysis.

Question paper pattern:

- The question paper will have ten questions. Each question is set for 20 marks.
- There will be 2 questions from each module. Each of the two questions under a module (with a maximum of 3 sub questions), should have a mix of topics under that module.
- The students have to answer 5 full questions, selecting one full question from each module.

ELEMENTS OF CIVIL ENGINEERING AND MECHANICS

Semester	**: I/II**	**CIE Marks**	**: 40**
Course Code	**: 18CIV14/24**	**SEE Marks**	**: 60**
Teaching Hours/week (L:T:P)	**: 2:2:0**	**Exam Hours**	**: 03**
	Credits : 03		

Course Objectives:

The objectives of this course are:

- To make students to learn Scope of various fields of Civil Engineering, basics of civil engineering concepts and importance of infrastructure development.
- To develop a student's ability to analyze the problems involving Forces and Moments with their applications, Centroid and Moment of inertia and Kinetics of bodies.

Module-1

Introduction to Civil Engineering: Scope of different fields of Civil Engineering; Surveying, Building Materials, Construction Technology, Geotechnical Engineering, Structural Engineering, Hydraulics, Water Resources & Irrigation Engineering, Transportation Engineering and Environmental Engineering. Role of Civil Engineers in the Infrastructural development, effect of infrastructural facilities on social-economic development of a country. **(RBT Level : L1)**

Introduction to Engineering Mechanics: Basic concepts of idealization- Particle, Continuum and Rigid Body; Force; Systems of Forces; Basic Principles – Physical Independence of forces, Superposition, Transmissibility, Newton's Laws of Motion, Resolution and Composition of forces, Law of parallelogram of forces, Polygonal law, Resultant of Concurrent coplanar force systems, Coplanar Non Concurrent Force System: Moment of a Forces, couple, Varignon's theorem, Resultant of Coplanar non-concurrent force system.

(RBT Level : L1, L2 & L3)

Module-2

Equilibrium of Forces: Free body diagrams, Lami's theorem, Equations of Equilibrium, equilibrium of concurrent and non concurrent coplanar force systems. **(RBT Level : L1, L2 & L3)**

Friction: Types of friction, Laws of dry Friction, Limiting friction, Concept of Static and Dynamic Friction; Numerical problems on motion of single and connected bodies on planes, wedge friction, ladder friction, rope and Pulley systems. **(RBT Level : L1, L2 & L3)**

Module-3

Support Reactions: Types of Loads and Supports, statically determinate and indeterminate beams, Support Reaction in beams, Numerical problems on support reactions for statically determinate beams (Point load, uniformly distributed & uniformly varying loads and Moments)

(RBT Level : L1, L2 & L3)

Analysis of Simple trusses: Types of trusses, Analysis of statically determinate trusses using method of joints and method of sections.

(RBT Level : L1, L2 & L3)

Module-4

Centroid: Centroid of simple figures from first principle, Centroid of composite/built-up sections; Moment of Inertia: Introduction, second moment of area of plane sections from first principles, Parallel axes and perpendicular axes Theorems, Radius of gyration, Moment of inertia of composite area and built-up sections.

Concept of Product of Inertia(No Problems)

(RBT Level : L1, L2 & L3)

Module-5

Kinematics: Definitions, Displacement, Average velocity, Instantaneous velocity, Speed, Acceleration, Average acceleration, Variable acceleration, Acceleration due to gravity, Newton's Laws of Motion. Rectilinear Motion–Numerical problems. Curvilinear Motion-Super elevation, Projectile Motion, Relative motion, Numerical problems. Motion under gravity, Numerical problems,

(RBT Level : L1, L2 & L3)

Kinetics: D'Alembert's principle and its applications in plane motion and connected bodies including pulleys

(RBT Level : L2 & L3)

Course outcomes: After a successful completion of the course, the student will be able to:

1. Mention the applications of various fields of Civil Engineering.
2. Compute the resultant of given force system subjected to various loads.
3. Comprehend the action of Forces, Moments and other loads on systems of rigid bodies and compute the reactive forces that develop as a result of the external loads.
4. Locate the Centroid and compute the Moment of Inertia of regular and built-up sections.
5. Express the relationship between the motion of bodies and analyze the bodies in motion.

Question paper pattern:

- The SEE question paper will be set for 100 marks and the marks scored will be proportionately reduced to 60.
- The question paper will have ten full questions carrying equal marks.
- Each full question consisting of 20 marks.
- There will be two full questions (with a maximum of three sub questions) from each module.
- Each full question will have sub question covering all the topics under a module.
- The students will have to answer five full questions, selecting one full question from each module.

Textbooks:

1. R. C. Hibbler, Engineering Mechanics: Principles of Statics and Dynamics, Pearson Press.
2. Bansal R.K., A Text Book of Engineering Mechanics, Laxmi Publications.

Reference Books:

1. Andy Ruina and Rudra Pratap , Introduction to Statics and Dynamics, Oxford University Press.
2. Reddy Vijaykumar K. and K. Suresh Kumar, Singer's Engineering Mechanics.
3. F. P. Beer and E. R. Johnston, Mechanics for Engineers, Statics and Dynamics, McGraw Hill.
4. Irving H. Shames, Engineering Mechanics, Prentice Hall.

ENGINEERING GRAPHICS

Semester	**: I/II**	**CIE Marks**	**: 40**
Course Code	**: 18EGDL15/25**	**SEE Marks**	**: 60**
Teaching Hours/week (L:T:P)	**: 2:0:2**	**Exam Hours**	**: 03**
	Credits : 03		

Course Learning Objectives:

This course will enable students to

CLO1 To expose the students to standards and conventions followed in preparation of engineering drawings.

CLO2 To make them understand the concepts of orthographic and isometric projections.

CLO3 Develop the ability of conveying the engineering information through drawings.

CLO4 To make them understand the relevance of engineering drawing to different engineering domains.

CLO5 To develop the ability of producing engineering drawings using drawing instruments.

CLO6 To enable them to use computer aided drafting packages for the generation of drawings.

MODULE-I

Introduction to Computer Aided Sketching:

Introduction, Drawing Instruments and their uses, relevant BIS conventions and standards. Lettering, line conventions, dimensioning, material conventions, and free hand practicing.

Computer screen, layout of the software, standard tool bar / menu and description of most commonly used tool bars, and navigational tools.

Co-ordinate system and reference planes HP, VP, RPP & LPP of 2D/3D environment. Selection of drawing sheet size and scale.

Commands and creation of Lines, coordinate points, axes, poly-lines, square, rectangle, polygons, splines, circles, ellipse, text, move, copy, off-set, mirror, rotate, trim, extend, break, chamfer, fillet, curves, constraints viz., tangency, parallelism, inclination and perpendicularity.

MODULE-II

Orthographic projections of points, straight lines and planes:

Introduction, Definitions - Planes of projection, reference line and conventions employed. First angle and Third angle projection.

Projections of points in all the four quadrants.

Projections of straight lines (located in first quadrant/first angle only), true and apparent lengths, true and apparent inclinations to reference planes (No application problems and midpoint problems).

Orthographic projections of plane surfaces (First angle projection only):

Projections of regular plane surfaces–triangle, square, rectangle, pentagon, hexagon and circle-in simple positions inclined to both the planes; planes in different positions by change of position method only. (No problems on punched plates and composite plates).

MODULE – III

Projections of solids:

Introduction, definitions – projections of right regular tetrahedron, hexahedron (cube), prisms, pyramids, and cones with axis inclined to both the planes. (Solids resting on HP only and no problems on octahedrons, and freely suspended solids.)

MODULE IV

Development of Lateral Surfaces of Solids:

Introduction to section planes and sectional views.

Development of lateral surfaces of right regular prisms, cylinders, pyramids, and cones resting with base on HP only. Development of their frustums and truncations. (No problems on lateral surfaces of trays, tetrahedrons, spheres and transition pieces).

MODULE-V

Isometric Projection (using isometric scale only)

Introduction, Isometric scale, Isometric projection of simple plane figures, Isometric projection of hexahedron(cube), right regular prisms, pyramids, cylinders, cones, and spheres. Isometric projection of combination of two simple solids. Conversion of given isometric/ pictorial views to orthographic views of simple objects.

Course Outcomes:

Upon completion of this course, students will be able to

CO1 Prepare engineering drawings as per BIS conventions mentioned in the relevant codes.

CO2 Produce computer generated drawings using CAD software.

CO3 Use the knowledge of orthographic projections to represent engineering information / concepts and present the same in the form of drawings.

CO4 Develop isometric drawings of simple objects reading the orthographic projections of those objects.

CO5 Convert pictorial and isometric views of simple objects to orthographic views.

Question paper pattern:

- Module -1 is only for practice and CIE and not for examination.
- Question paper for each batch of students will be sent online by VTU and has to be downloaded before the commencement of Examination of each batch. The answer sheets will have to be jointly evaluated by the Internal & External examiners.
- A maximum of THREE questions will be set as per the following pattern (No mixing of questions from different Modules).

Scheme of evaluation:

From Chapters			Marks Allotted
Module 2 [Choice between (Lines or Planes)]			**25**
Module 3			**45**
Module 4 or Module 5			**30**
Total			**100**
Q. No.	**Solutions and sketching in the sketch book**	**Computer display and printout**	**Total Marks**
1	**15**	**10**	**25**
2	**25**	**20**	**45**
3	**20**	**10**	**30**
Total Marks	**60**	**40**	**100**

- Students have to submit the computer printouts and the sketches at the end of the examination. Both Internal & External examiners have to jointly evaluate the solutions (sketches) and computer display & printouts of each student for 100 marks (60 marks for solutions & sketches + 40 marks for computer display and printouts) and submit the marks list along with the solution (sketches) on graph sheets & computer printouts in separate covers.
- Each batch must consist of a maximum of 12 students.
- Examination can be conducted in parallel batches, if necessary.

Textbooks:

1. **Engineering Drawing** – N.D. Bhatt & V.M. Panchal, 48th edition, 2005-Charotar Publishing House, Gujarat.
2. **Engineering Graphics** – K.R. Gopalakrishna, 32nd edition, 2005-Subash Publishers Bangalore.
3. **Computer Aided Engineering Drawing -** by Dr. M H Annaiah, Dr C N Chandrappa and Dr. B Sudheer Premkumar, Fifth edition, New Age International Publishers.

Reference Books:

1. **Computer Aided Engineering Drawing** – S. Trymbaka Murthy, – I.K. International Publishing House Pvt. Ltd., New Delhi, 3rd revised edition-2006.
2. **Engineering Drawing-**by N.S.Parthasarathy & Vela Murali, Oxford University Press, 2015
3. **Fundamentals of Engineering Drawing with an Introduction to Interactive Computer Graphics for Design and Production-** Luzadder Warren J., Duff John M., Eastern Economy Edition, 2005- Prentice-Hall of India Pvt. Ltd., New Delhi.
4. **A Primer on Computer Aided Engineering Drawing-**2006, Published by VTU, Belgaum.
5. **Publications of Bureau of Indian Standards**
   a) **IS 10711 – 2001:** Technical products documentation – Size and lay out of drawing sheets.
   b) **IS 9609 (Parts 0 & 1) – 2001:** Technical products documentation – Lettering.
   c) **IS 10714 (Part 20) – 2001 & SP 46 – 2003:** Lines for technical drawings.
   d) **IS 11669 – 1986 & SP 46 – 2003:** Dimensioning of Technical Drawings.
   e) **IS 15021 (Parts 1 to 4) – 2001:** Technical drawings – Projection Methods.

ENGINEERING PHYSICS LABORATORY

Semester	**: I/II**	**CIE Marks**	**: 40**
Course Code	**: 18PHYL16/26**	**SEE Marks**	**: 60**
Teaching Hours/week (L:T:P)	**: 0:0:2**	**Exam Hours**	**: 03**
	Credits : 01		

Course Learning Objectives:

This course (18PHY16/26) will enable students

- To realize experimentally, the mechanical, electrical and thermal properties of materials, concept of waves and oscillations
- Design simple circuits and hence study the characteristics of semiconductor devices

Sl. No.	Title of the Experiment	To which Module it belongs
1	Determination of spring constants in Series and Parallel combination	I
2	Determination of Magnetic field intensity is along the axis of a circular coil carrying current(by deflection method)	III
3	n & I by Torsional pendulum (radius of the wire, mass and dimensions of the regular bodies to be given). (In the examination either n or I to be asked)	II
4	Young's modulus of a beam by Single Cantilever experiment (breadth and thickness of the beam to be given)	II
5	Radius of curvature of piano convex lens using Newton's rings(wavelength of light to be given)	III
6	Study Series and parallel LCR resonance and hence Calculate inductance, band width and quality factor using series LCR Resonance	I/III
7	Determine Acceptance angle and Numerical aperture of an optical fiber	III
8	Determine Wavelength of semiconductor laser using Laser diffraction by calculating grating constant.	IV
9	Estimation of Fermi Energy of Copper	V
10	Study of input and output Transistor characteristics and hence calculate input resistance, and	V
11	Draw photodiode characteristics and calculate power responsivity	V
12	Calculation of Dielectric constant by RC charging and Discharging	V

Note:

1.In addition to above experiments, Reddy shock tube must be introduced as compulsory demo experiment.

2.All 12 experiments are mandatory. Student has to perform 2 experiments in the semester end examination.

Course Outcomes:

Upon completion of this course, students will be able to

1. Apprehend the concepts of interference of light, diffraction of light, Fermi energy and magnetic effect of current
2. Understand the principles of operations of optical fibers and semiconductor devices such as Photodiode, and NPN transistor using simple circuits
3. Determine elastic moduli and moment of inertia of given materials with the help of suggested procedures
4. Recognize the resonance concept and its practical applications
5. Understand the importance of measurement procedure, honest recording and representing the data, reproduction of final results

Scheme of Evaluation

(with effect from 2018-19 Scheme)

Subject : Engineering Physics Lab **Code : 18PHYL16/26**

The student has to perform **TWO** experiments during the practical examination of **THREE** hours duration. The scheme of valuation shall be as follows.

Sl. No.	Description	Max.Marks	**Part:A** Marks for **First** experiment	**Part:B** Marks for **Second** experiment
01	Write up: Formula, Tabular column and Circuit diagram/Ray Diagram	**16**	**4+2+2=08**	4+2+2=08
02	Experimental set up/Circuit connection	**10**	**05**	**05**
03	Conduction and reading	**40**	**20**	**20**
04	Graph, Calculations, Results and accuracy	**20**	**2+4+2+2=10**	2+4+2+2=10
06	Viva-Voce	**14**	**07**	**07**
Total		**100**	**50**	**50**

Note: The student is required to obtain a minimum of 40 % Marks in the practical examination to pass.

BASIC ELECTRICAL ENGINEERING LABORATORY

Semester	**: I/II**	**CIE Marks**	**: 40**
Course Code	**: 18ELEL17/27**	**SEE Marks**	**: 60**
Teaching Hours/week (L:T:P)	**: 0:0:2**	**Exam Hours**	**: 03**
	Credits : 01		

Course Objectives:

- To provide exposure to common electrical components such as Resistors, capacitors and inductors, types of wires and measuring instruments.
- To measure power and power factor measurement of different types of lamps and three phase circuits.
- To explain measurement of impedance for R-L and R-C circuits.
- To determine power consumed in a 3 phase load.
- To determine earth resistance and explain methods of controlling a lamp from different places.

Orientation class for an exposure to:

- Resistors, capacitors, inductors, rheostats,diodes, transistors,types of wires, measuring instruments – voltmeter, ammeter, wattmeter, multi-meter, Regulated power supply, Function generator, oscilloscope, transformer, dc motor, synchronous generator, three phase induction motor etc.
- Basic safety precautions while dealing with electricity.

LIST OF EXPERIMENTS

1. Verification of KCL and KVL for DC circuits.
2. Measurement of current, power and power factor ofincandescent lamp, fluorescent lamp, and LED lamp.
3. Measurement of resistance and inductance of a choke coil using 3 voltmeter method.
4. Determination of phase and line quantities in three phase star and delta connected loads.
5. Measurement of three phase power using two wattmeter method.
6. Two way and three way control of lamp and formation of truth table.
7. Measurement of earth resistance.
8. Study of effect of open and short circuit in simple circuits.

Demonstration Experiments (for CIE only):

1. Demonstration of fuse and MCB separately by creating a fault.
2. Demonstration of cut-out sections of electrical machines (DC machines, Induction machines and synchronous machines).
3. Understanding ac and dc supply. Use of tester and test lamp to ascertain the healthy status of mains.
4. Understanding of UPS.

Revised Bloom's Taxonomy Levels L_1- Remembering, L_2- Understanding, L_3- Applying, L_4- Analysing

Course Outcomes:

At the end of the course the student will be able to:

- Identify the common electrical components and measuring instruments used for conducting experiments in the electrical laboratory.
- Compare power factor of lamps.
- Determine impedance of an electrical circuit and power consumed in a 3 phase load.
- Determine earth resistance and understand two way and three way control of lamps.

Graduate Attributes (As per NBA): Engineering Knowledge, Problem Analysis, Individual and Team work, Communication

Conduct of Practical Examination:

1. All laboratory experiments are to be included for practical examination.
2. Breakup of marks and the instructions printed on the cover page of answer script to be strictly adhered by the examiners.
3. Students can pick one experiment from the questions lot prepared by the examiners.
4. Change of experiment is allowed only once and 15% Marks allotted to the procedure part shall be made zero.

TECHNICAL ENGLISH - I

Semester	**: I**	**CIE Marks**	**: 40**
Course Code	**: 18EGH18**	**SEE Marks**	**: 60**
Teaching Hours/week (L:T:P)	**: 0:2:0**	**Exam Hours**	**: 03**
	Credits : 01		

Course Learning Objectives:

The course Technical English – I will enable the students ,

- To impart basic English grammar and essentials of language skills
- To train to identify the nuances of phonetics, intonation and enhance pronunciation skills
- To enhance with English vocabulary and language proficiency

Language Lab

For augment LSRW and GV skills (Listening, Speaking, Reading, Writing and Grammar, Vocabulary) through tests, activities, exercises etc., comprehensive web-based learning and assessment systems can be referred.

Module - I

Introduction to Technical Communication

Fundamentals of Technical Communication Skills, Barriers to Effective Communication, Different styles in Technical Communication. Interpersonal Communication Skills, How to improve Interpersonal Communication Skills, Developing Interpersonal Skills.

Grammar : Basic English Grammar and Parts of Speech - Nouns, Pronouns, Adjectives, Verbs, Adverbs, Preposition, Articles, Conjunctions.

(RBT Levels : L1, L2 & L3)

Module - II

Introduction to Listening Skills and Phonetics – I

Introduction to Phonetics, Sounds Mispronounced, Silent and Non silent Letters, Homophones and Homonyms, Aspiration, Pronunciation of 'The', words ending 'age', some plural forms.

Articles: Use of Articles – Indefinite and Definite Articles.

(RBT Levels : L1, L2 & L3)

Module - III

Developing Listening Skills (Phonetics and Vocabulary Building) - II

Speech Sounds: Vowels and Consonants - Exercises on it. Preposition, kinds of Preposition and Prepositions often Confused. Word Accent – Rules for Word Accent, Stress Shift, Question Tags, Question Tags for Assertive Sentences(Statements) – Some Exceptions in Question Tags and Exercises, One Word Substitutes and Exercises.

Vocabulary – Synonyms and Antonyms, Exercises on it.

(RBT Levels : L1, L2 & L3)

Module - IV

Speaking Skills (Grammar and Vocabulary) – I

Syllables, Structures, Strong and Weak forms of words, Words formation - Prefixes and Suffixes (Vocabulary), Contractions and Abbreviations.

Spelling Rules and Words often Misspelt – Exercises on it. Word Pairs (Minimal Pairs) – Exercises, The Sequence of Tenses (Rules in use of Tenses) and Exercises on it. **(RBT Levels : L1, L2 & L3)**

Module - V

Speaking Skills (Grammar and Vocabulary) – II

Extempore/Public Speaking, Difference between Extempore/Public Speaking, and Guidelines for Practice.

Mother Tongue Influence(MTI) – South Indian Speakers, Various Techniques for Neutralisation of Mother Tongue Influence – Exercises, Listening Comprehension – Exercises. Information Transfer : Oral Presentation - Examples. Common Errors in Pronunciation.

(RBT Levels : L1, L2 & L3)

Course Outcomes:

On completion of the course, students will be able to,

CO 1: Use grammatical English and essentials of language skills and identify the nuances of phonetics, intonation and flawless pronunciation

CO 2: Implement English vocabulary at command and language proficiency

CO 3: Identify common errors in spoken and written communication

CO 4: Understand and improve the non verbal communication and kinesics

CO 5: Perform well in campus recruitment, engineering and all other general competitive examinations

Question paper pattern for SEE (Semester end examination)

The SEE question paper will be set for 100 marks and the pattern of the question paper will be objective type (MCQ).

Textbooks

1) **Communication Skills** by Sanjay Kumar and Pushp Lata, Oxford University Press - 2018. **Refer it's workbook** for activities and exercises – "Communication Skills – I (A Workbook)" published by Oxford University Press – 2018.

2) **English Language Communication Skills (Lab Manual cum Workbook),** Cengage learning India Pvt Limited [Latest Revised Edition] – 2018.

Reference Books

1) **English for Technical Communication** by N.P.Sudharshana and C.Savitha, Cambridge University Press – 2016.
2) **Technical Communication** by Gajendra Singh Chauhan and Et al, Cengage learning India Pvt Limited [Latest Revised Edition] - 2018.
3) **Practical English Usage** by Michael Swan, Oxford University Press – 2016.
4) **High School English Grammar & Composition** by Wren and Martin, S Chandh & Company Ltd – 2015.
5) **Effective Technical Communication** – Second Edition by M. Ashraf Rizvi, McGraw Hill Education (India) Private Limited – 2018.

ADVANCED CALCULUS AND NUMERICAL METHODS

Semester	**: II**	**CIE Marks**	**: 40**
Course Code	**: 18MAT21**	**SEE Marks**	**: 60**
Teaching Hours/week (L:T:P)	**: 3:2:0**	**Exam Hours**	**: 03**
	Credits : 04		

Course Learning Objectives: This course viz., Advanced Calculus and Numerical Methods (**18MAT21**) aims to prepare the students:

- To familiarize the important tools of vector calculus, ordinary/partial differential equations and power series required to analyze the engineering problems.
- To apply the knowledge of interpolation/extrapolation and numerical integration technique whenever analytical methods fail or very complicated, to offer solutions.

MODULE-I

Vector Calculus:-

Vector Differentiation: Scalar and vector fields. Gradient, directional derivative; curl and divergence-physical interpretation; solenoidal and irrotational vector fields- Illustrative problems.

Vector Integration: Line integrals, Theorems of Green, Gauss and Stokes (without proof). Applications to work done by a force and flux.

(RBT Levels : L1 & L2)

MODULE-II

Differential Equations of higher order:- Second order linear ODE's with constant coefficients-Inverse differential operators, method of variation of parameters; Cauchy's and Legendre homogeneous equations. Applications to oscillations of a spring and L-C-R circuits.

(RBT Levels : L1, L2 & L3)

MODULE-III

Partial Differential Equations(PDE's):- Formation of PDE's by elimination of arbitrary constants and functions. Solution of non-homogeneous PDE by direct integration. Homogeneous PDEs involving derivative with respect to one independent variable only. Solution of Lagrange's linear PDE. Derivation of one dimensional heat and wave equations and solutions by the method of separation of variables. **(RBT Levels : L1, L2 & L3)**

MODULE-IV

Infinite Series:- Series of positive terms- convergence and divergence. Cauchy's root test and D'Alembert's ratio test(without proof)- Illustrative examples.

Power Series solutions:- Series solution of Bessel's differential equation leading to *Jn(x)*- Bessel's function of first kind-orthogonality. Series solution of Legendre's differential equation leading to *Pn(x)*-Legendre polynomials. Rodrigue's formula (without proof), problems.

(RBT Levels : L1 & L2)

MODULE-V

Numerical Methods:

Finite differences. Interpolation/extrapolation using Newton's forward and backward difference formulae, Newton's divided difference and Lagrange's formulae (All formulae without proof). Solution of polynomial and transcendental equations – Newton-Raphson and Regula-Falsi methods(only formulae)- Illustrative examples.

Numerical integration: Simpson's $(1/3)^{rd}$ and $(3/8)^{th}$ rules, Weddle's rule (without proof) –Problems. **(RBT Levels : L1, L2 & L3)**

Textbooks:

1. **B.S. Grewal:** Higher Engineering Mathematics, Khanna Publishers, 43rd Ed., 2015.
2. **E. Kreyszig:** Advanced Engineering Mathematics, John Wiley & Sons, 10th Ed.(Reprint), 2016.

Reference books:

1. **C.Ray Wylie, Louis C.Barrett :** "Advanced Engineering Mathematics", 6th Edition, 2. McGraw-Hill Book Co., New York, 1995.
2. **James Stewart :** "Calculus –Early Transcendentals", Cengage Learning India Private Ltd., 2017.
3. **B.V.Ramana:** "Higher Engineering Mathematics" 11th Edition, Tata McGraw-Hill, 2010.
4. **Srimanta Pal & Subobh C Bhunia:** "Engineering Mathematics", Oxford University Press, 3rd Reprint, 2016.
5. **Gupta C.B., Singh S.R. and Mukesh Kumar:** "Engineering Mathematics for Semester I & II", Mc-Graw Hill Education (India) Pvt.Ltd., 2015.

Web links and Video Lectures:

1. http://nptel.ac.in/courses.php?disciplineID=111
2. http://www.class-central.com/subject/math(MOOCs)
3. http://academicearth.org/
4. VTU EDUSAT PROGRAMME - 20

Course Outcomes: On completion of this course, students are able to:

CO1 : Illustrate the applications of multivariate calculus to understand the solenoidal and irrotational vectors and also exhibit the inter dependence of line, surface and volume integrals.

CO2 : Demonstrate various physical models through higher order differential equations and solve such linear ordinary differential equations.

Co3 : Construct a variety of partial differential equations and solution by exact methods/method of separation of variables.

CO4 : Explain the applications of infinite series and obtain series solution of ordinary differential equations.

Co5 : Apply the knowledge of numerical methods in the modeling of various physical and engineering phenomena.

Question Paper Pattern:

- **The SEE question paper will be set for 100 marks and the marks scored will be proportionately reduced to 60.**
- The question paper will have ten full questions carrying equal marks.
- Each full question carries 20 marks.
- There will be two full questions (with a maximum of four sub questions) from each module.
- Each full question will have sub questions covering all the topics under a module.
- The students will have to answer five full questions, selecting one full question from each module.

ENGINEERING CHEMISTRY

Semester	**: I/II**	**CIE Marks**	**: 40**
Course Code	**: 18CHE12/22**	**SEE Marks**	**: 60**
Teaching Hours/week (L:T:P)	**: 3:2:0**	**Exam Hours**	**: 03**
	Credits : 04		

Course Learning Objectives:

This course **(18CHE12/22)** will enable students to

- Master the basic knowledge of engineering chemistry for building technical competence in industries, research and development.
- To develop knowledge in the fields of use of free energy in chemical equilibrium, electrochemistry and energy storage systems, Corrosion and metal finishing.
- To understand the importance of energy systems, environmental pollution, waste management, water chemistry, Instrumental methods of analysis and Nanomaterials.

MODULE-I

Electrochemistry and Energy storage systems

Use of free energy in chemical equilibria: Thermodynamic functions: Definitions of free energy and entropy. Cell potential, derivation of Nernst equation for single electrode potential, numerical problems on E, E0, and Ecell

Electrochemical energy systems: Reference electrodes: Introduction, construction, working and applications of Calomel electrode. Ion-selective electrode – Definition, construction and principle of Glass electrode and determination of pH using glass electrode. Electrolyte concentration cells, numerical problems

Energy storage systems: Introduction, classification - primary, secondary and reserve batteries. Construction, working and applications of Ni-MH and Li-ion batteries

(RBT Levels: L3)

MODULE-II

Corrosion and Metal finishing

Corrosion: Introduction, Electrochemical theory of corrosion, Factors affecting the rate of corrosion: ratio of anodic to cathodic areas, nature of corrosion product, nature of medium – pH, conductivity and temperature. Types of corrosion - Differential metal and differential aeration - pitting and water line). Corrosion control: Anodizing – Anodizing of aluminium, Cathodic protection - sacrificial anode and impressed current methods, Metal coatings – Galvanization

Metal finishing: Introduction, Technological importance. Electroplating: Introduction, principles governing electroplating-Polarization, decomposition potential and overvoltage. Electroplating of chromium (hard and decorative). Electroless plating: Introduction, electroless plating of nickel & copper, distinction between electroplating and electroless plating processes

(RBT Levels: L1 & L2)

MODULE-III

Energy Systems

Chemical Fuels: Introduction, classification, definitions of CV, LCV, and HCV, determination of calorific value of solid/liquid fuel using bomb calorimeter, numerical problems. Knocking of petrol engine – Definition, mechanism, ill effects and prevention. Power alcohol, unleaded petrol and biodiesel

Fuel Cells: Introduction, differences between conventional cell and fuel cell, limitations & advantages. Construction, working & applications of methanol-oxygen fuel cell with H_2SO_4 electrolyte, and solid oxide fuel cell (SOFCs)

Solar Energy: Photovoltaic cells- introduction, construction and working of a typical PV cell, Preparation of solar grade silicon by Union Carbide Process/Method. Advantages & disadvantages of PV cells

MODULE - IV

Environmental Pollution and Water Chemistry

Environmental Pollution: Air pollutants: Sources, effects and control of primary air pollutants: Carbon monoxide, Oxides of nitrogen and sulphur, hydrocarbons, Particulate matter, Carbon monoxide, Mercury and Lead. Secondary air pollutant: Ozone, Ozone depletion

Waste Management: Solid waste, e-waste & biomedical waste: Sources, characteristics & disposal methods (Scientific land filling, composting, recycling and reuse)

Water Chemistry: Introduction, sources and impurities of water; boiler feed water, boiler troubles with disadvantages -scale and sludge formation, boiler corrosion (due to dissolved O_2, CO_2 and MgC_{12}). Sources of water pollution, Sewage, Definitions of Biological oxygen demand (BOD) and Chemical Oxygen Demand (COD), determination of COD, numerical problems on COD. Chemical analysis of water: Sulphates (gravimetry) and Fluorides (colorimetry). Sewage treatment: Primary, secondary (activated sludge) and tertiary methods. Softening of water by ion exchange process. Desalination of sea water by reverse osmosis

(RBT Levels: L3)

Module V

Instrumental methods of analysis and Nanomaterials

Instrumental methods of analysis: Theory, Instrumentation and applications of Colorimetry, Flame Photometry, Atomic Absorption Spectroscopy, Potentiometry, Conductometry (Strong acid with a strong base, weak acid with a strong base, mixture of strong acid and a weak acid with a strong base)

Nanomaterials: Introduction, size dependent properties (Surface area, Electrical, Optical, Catalytic and Thermal properties). Synthesis of nanomaterials: Top down and bottom up approaches, Synthesis by Sol-gel, precipitation and chemical vapour deposition, Nanoscale materials: Fullerenes, Carbon nanotubes and graphenes – properties and applications

(RBT Levels: L1 & L2)

Course Outcomes: On completion of this course, students will have knowledge in:

CO1 : Use of free energy in equilibria, rationalize bulk properties and processes using thermodynamic considerations, electrochemical
energy systems.

CO2 : Causes & effects of corrosion of metals and control of corrosion. Modification of surface properties of metals to develop resistance to corrosion, wear, tear, impact etc. by electroplating and electroless plating.

CO3 : Production & consumption of energy for industrialization of country and living standards of people. Electrochemical and concentration cells. Classical, modern batteries and fuel cells. Utilization of solar energy for different useful forms of energy.

CO4 : Environmental pollution, waste management and water chemistry.

CO5 : Different techniques of instrumental methods of analysis. Fundamental principles of nano materials.

Question Paper Pattern:

- **The SEE question paper will be set for 100 marks and the marks scored by the student will be proportionately reduced to 60.**
- The question paper will have **ten** full questions carrying equal marks.
- Each full question carries **20** marks.
- There will be **two** full questions (with a **maximum** of **three** sub questions) from each module.
- Each full question will have sub question covering all the topics under a module.
- The students will have to answer **five** full questions, selecting **one** full question from each module.

Textbooks:

1. P.C. Jain & Monica Jain. **"Engineering Chemistry"**, Dhanpat Rai Publications, New Delhi (2015- Edition).
2. S. S. Dara, A textbook of Engineering Chemistry, 10th Edition, S Chand & Co., Ltd., New Delhi, 2014.
3. Physical Chemistry, by P. W. Atkins, Oxford Publications (Eighth edition-2006).

Reference books:

1. O.G. Palanna, **"Engineering Chemistry"**, Tata McGraw Hill Education Pvt. Ltd. New Delhi, Fourth Reprint (2015- Edition).
2. R.V. Gadag & A. Nityananda Shetty., **"Engineering Chemistry"**, I K International Publishing House Private Ltd. New Delhi (2015- Edition).
3. **"Wiley Engineering Chemistry"**, Wiley India Pvt. Ltd. New Delhi. Second Edition-2013.
4. B. Jaiprakash, R. Venugopal, Sivakumaraiah and Pushpa Iyengar, Chemistry for Engineering Students, Subhash Publications, Bengaluru, (2015- Edition).

C PROGRAMMING FOR PROBLEM SOLVING

Semester	**: I/II**	**CIE Marks**	**: 40**
Course Code	**: 18CPS13/23**	**SEE Marks**	**: 60**
Teaching Hours/week (L:T:P)	**: 2:2:0**	**Exam Hours**	**: 03**
	Credits : 03		

Course Learning Objectives:

This course **(18CPS13/23)** will enable students to:

- Familiarize with writing of algorithms, fundamentals of C and philosophy of problem solving.
- Implement different programming constructs and decomposition of problems into functions.
- Use and implement data structures like arrays and structures to obtain solutions.
- Define and use of pointers with simple applications.

MODULE-I

Introduction to computer Hardware and software: Computer generations, computer types, bits, bytes and words, CPU, Primary memory, Secondary memory, ports and connections, input devices, output devices, Computers in a network, Network hardware, Software basics, software types.

Overview of C: Basic structure of C program, executing a C program. Constant, variable and data types, Operators and expressions,

(RBT Levels : L1 & L2)

MODULE 2

Managing Input and output operations. Conditional Branching and Loops. Example programs, Finding roots of a quadratic equation, computation of binomial coefficients, plotting of Pascals triangle.

(RBT Levels : L1 & L2)

MODULE 3

Arrays: Arrays (1-D, 2-D), Character arrays and Strings, Basic Algorithms: Searching and Sorting Algorithms (Linear search, Binary search, Bubble sort and Selection sort).

(RBT Levels : L1, L2 & L3)

MODULE 4

User Defined Functions and Recursion.

Example programs, Finding Factorial of a positive integers and Fibonacci series.

(RBT Levels : L1, L2 & L3)

MODULE 5

Structure and Pointers, Preprocessor Directives

(RBT Levels : L1, L2 & L3)

Course Outcomes:

The student will be able to :

- Illustrate simple algorithms from the different domains such as mathematics, physics, etc.
- Construct a programming solution to the given problem using C.
- Identify and correct the syntax and logical errors in C programs.
- Modularize the given problem using functions and structures.

Question Paper Pattern:

- The question paper will have ten questions.
- Each full Question consisting of 20 marks
- There will be 2 full questions (with a maximum of four sub questions) from each module.
- Each full question will have sub questions covering all the topics under a module.
- The students will have to answer 5 full questions, selecting one full question from each module.

Textbooks:

1. E. Balaguruswamy, Programming in ANSI C, 7th Edition, Tata McGraw-Hill
2. Brian W. Kernighan and Dennis M. Ritchie, The 'C' Programming Language, Prentice Hall of India.

Reference Books:

1. Sumitabha Das, Computer Fundamentals & C Programming, Mc Graw Hill Education.
2. Gary J Bronson, ANSI C Programming, 4th Edition, Ceneage Learning.
3. Dey and Ghosh, Programming in C, 3rd Edition, Oxford University Press.
4. Vikas Gupta: Computer Concepts and C Programming, Dreamtech Press 2013.
5. R S Bichkar, Programming with C, University Press, 2012.
6. V Rajaraman: Computer Programming in C, PHI, 2013.
7. Basavaraj S. Anami, Shanmukhappa A Angadi, Sunilkumar S. Manvi, Computer Concepts and C Programming: A Holistic Approach to Learning C, Seond edition, PHI India, 2010.

BASIC ELECTRONICS

Semester	**: I/II**	**CIE Marks**	**: 40**
Course Code	**: 18ELN14/24**	**SEE Marks**	**: 60**
Teaching Hours/week (L:T:P)	**: 2:2:0**	**Exam Hours**	**: 03**
	Credits : 03		

Course Objectives:

This course will enable students to:

- Understand characteristics, operation and applications of the diodes, bipolar junction transistors, field effect transistors, SCRs and operational amplifiers in electronic circuits.
- Understand different number systems and working of fundamental building blocks of digital circuits.
- Understand the principle of basic communication system and mobile phones.

MODULE-1

Semiconductor Diodes and Applications:

p-n junction diode, Equivalent circuit of diode, Zener Diode, Zener diode as a voltage regulator, Rectification-Half wave rectifier, Full wave rectifier, Bridge rectifier, Capacitor filter circuit (2.2, 2.3, 2.4 of Text 1).

Photo diode, LED, Photo coupler. (2.7.4, 2.7.5, 2.7.6 of Text 1).

78XX series and 7805 Fixed IC voltage regulator (8.4.4 and 8.4.5 of Text 1).

(RBT Levels : L1, L2 & L3)

MODULE-2

FET and SCR:

Introduction, JFET: Construction and operation, JFET Drain Characteristics and Parameters, JFET Transfer Characteristic, Square law expression for I_D, Input resistance, MOSFET: Depletion and Enhancement type MOSFET-Construction, Operation, Characteristics and Symbols, (refer 7.1, 7.2, 7.4, 7.5 of Text 2), CMOS (4.5 of Text 1).

Silicon Controlled Rectifier (SCR) – Two-transistor model, Switching action, Characteristics, Phase control application (refer 3.4 upto 3.4.5 of Text 1).

(RBT Levels : L1, L2 & L3)

MODULE-3

Operational Amplifiers and Applications:

Introduction to Op-Amp, Op-Amp Input Modes, Op-Amp Parameters-CMRR, Input Offset Voltage and Current, Input Bias Current, Input and Output Impedance, Slew Rate (12.1, 12.2 of Text 2).

Applications of Op-Amp - Inverting amplifier, Non-Inverting amplifier, Summer, Voltage follower, Integrator, Differentiator, Comparator (6.2 of Text 1).

(RBT Levels : L1, L2 & L3)

MODULE-4

BJT Applications, Feedback Amplifiers and Oscillators:

BJT as an amplifier, BJT as a switch, Transistor switch circuit to switch ON/OFF an LED and a lamp in a power circuit using a relay (refer 4.4 and 4.5 of Text 2).
Feedback Amplifiers – Principle, Properties and advantages of Negative Feedback, Types of feedback, Voltage series feedback, Gain stability with feedback (7.1-7.3 of Text 1).
Oscillators – Barkhaunsen's criteria for oscillation, RC Phase Shift oscillator, Wien Bridge oscillator (7.7-7.9 of Text 1).
IC 555 Timer and Astable Oscillator using IC 555 (17.2 and 17.3 of Text 1).

(RBT Levels : L1, L2 & L3)

MODULE-5

Digital Electronics Fundamentals:

Difference between analog and digital signals, Number System-Binary, Hexadecimal, Conversion- Decimal to binary, Hexadecimal to decimal and vice-versa, Boolean algebra, Basic and Universal Gates, Half and Full adder, Multiplexer, Decoder, SR and JK flip-flops, Shift register, 3 bit Ripple Counter (refer 10.1-10.7 of Text 1).
Basic Communication system, Principle of operations of Mobile phone (refer 18.2 and 18.18 of Text 1).

(RBT Levels : L1 & L2)

Course Outcomes:

After studying this course, students will be able to:

- Describe the operation of diodes, BJT, FET and Operational Amplifiers.
- Design and explain the construction of rectifiers, regulators, amplifiers and oscillators.
- Describe general operating principles of SCRs and its application.
- Explain the working and design of Fixed voltage IC regulator using 7805 and Astable oscillator using Timer IC 555.
- Explain the different number system and their conversions and construct simple combinational and sequential logic circuits using Flip-Flops.
- Describe the basic principle of operation of communication system and mobile phones.

Proposed Activities to be carried out for 10 marks of CIE:

Students should construct and make the demo of the following circuits in a group of 3/4 students:

1. +5V power supply unit using Bridge rectifier, Capacitor filter and IC 7805.
2. To switch on/off an LED using a Diode in forward/reverse bias using a battery cell.
3. Transistor switch circuit to operate a relay which switches off/on an LED.
4. IC 741 Integrator circuit/ Comparator circuit.
5. To operate a small loud speaker by generating oscillations using IC 555.

Question paper pattern:

- Examination will be conducted for 100 marks with question paper containing 10 full questions, each of 20 marks.
- Each full question can have a maximum of 4 sub questions.
- There will be 2 full questions from each module covering all the topics of the module.
- Students will have to answer 5 full questions, selecting one full question from each module.
- The total marks will be proportionally reduced to 60 marks as SEE marks is 60.

Textbooks:

1. D.P.Kothari, I.J.Nagarath, "Basic Electronics", 2nd edn, Mc Graw Hill, 2018.
2. Thomas L. Floyd, "Electronic Devices", Pearson Education, 9th edition, 2012.

Reference Books:

1. D.P.Kothari, I.J.Nagarath, "Basic Electronics", 1st edn, Mc Graw Hill, 2014.
2. Boylestad, Nashelskey, "Electronic Devices and Circuit Theory", Pearson Education, 9th Edition, 2007/11th edition, 2013.
3. David A. Bell, "Electronic Devices and Circuits", Oxford University Press, 5th Edition, 2008.
4. Muhammad H. Rashid, "Electronics Devices and Circuits", Cengage Learning, 2014.

ELEMENTS OF MECHANICAL ENGINEERING

Semester	**: I/II**	**CIE Marks**	**: 40**
Course Code	**: 18ME15/25**	**SEE Marks**	**: 60**
Teaching Hours/week (L:T:P)	**: 2:2:0**	**Exam Hours**	**: 03**
	Credits : 03		

Course Objectives:

This course **(18ME15/25)** will enable students to

CLO1 Learn the fundamental concepts of energy, its sources and conversion.
CLO2 Comprehend the basic concepts of thermodynamics.
CLO3 Understand the concepts of boilers, turbines, pumps, internal combustion engines and refrigeration
CLO4 Distinguish different metal joining techniques.
CLO5 Enumerate the knowledge of working with conventional machine tools, their specifications.

MODULE-1

Sources of Energy : Introduction and application of energy sources like fossil fuels, hydel, solar, wind, nuclear fuels and bio-fuels; environmental issues like global warming and ozone depletion.

Basic concepts of Thermodynamics: Introduction, states, concept of work, heat, temperature; Zeroth, 1st, 2nd and 3rd laws of thermodynamics. Concept of internal energy, enthalpy and entropy (simple numericals).

Steam: Formation of steam and thermodynamic properties of steam (simple numericals).

(RBT : L1, L2 & L3)

MODULE-II

Boilers: Introduction to boilers, classification, Lancashire boiler, Babcock and Wilcox boiler. Introduction to boiler mountings and accessories (no sketches).

Turbines: Hydraulic Turbines – Classification and specification, Principles and operation of Pelton wheel turbine, Francis turbine and Kaplan turbine (elementary treatment only).

Hydraulic Pumps: Introduction, classification and specification of pumps, reciprocating pump and centrifugal pump, concept of cavitation and priming.

(RBT: L1, L2 & L3)

MODULE – III

Internal Combustion Engines

Classification, I.C. Engines parts, 2 and 4 stroke petrol and 4-stroke diesel engines. P-V diagrams of Otto and Diesel cycles. Simple problems on indicated power, brake power, indicated thermal efficiency, brake thermal efficiency, mechanical efficiency and specific fuel consumption.

Refrigeration and Air conditioning

Refrigeration - Definitions - Refrigerating effect, Ton of Refrigeration, Ice making capacity, COP, relative COP, Unit of Refrigeration. Refrigerants, Properties of refrigerants, List of commonly used refrigerants. Principle and working of vapor compression refrigeration and vapor absorption refrigeration. Domestic refrigerator. Principles and applications of air conditioners, window and split air conditioners.

(RBT Levels : L1, L2 & L3)

MODULE IV

Properties, Composition and Industrial Applications of engineering materials

Metals – Ferrous: cast iron, tool steels and stainless steels and nonferrous: aluminum, brass, bronze. Polymers - Thermoplastics and thermosetting polymers. Ceramics - Glass, optical fiber glass, cermets. Composites - Fiber reinforced composites, Metal Matrix Composites Smart materials – Piezoelectric materials, shape memory alloys, semiconductors and insulators.

Joining Processes: Soldering, Brazing and Welding

Definitions. Classification and methods of soldering, brazing and welding. Brief description of arc welding, oxy-acetylene welding, TIG welding, and MIG welding.

Belt drives

Open & crossed belt drives, Definitions -slip, creep, velocity ratio, derivations for length of belt in open and crossed belt drive, ratio of tension in flat belt drives, advantages and disadvantages of V belts and timing belts, simple numerical problems.

Gear drives

Types–spur, helical, bevel, worm and rack and pinion. Velocity ratio, advantages and disadvantages over belt drives, simple numerical problems on velocity ratio.

(RBT Levels : L1, L2 & L3)

MODULE-V

Lathe - Principle of working of a center lathe. Parts of a lathe. Operations on lathe - Turning, Facing, Knurling, Thread Cutting, Drilling, Taper turning by Tailstock offset method and Compound slide swiveling method, Specification of Lathe.

Milling Machine - Principle of milling, types of milling machines. Working of horizontal and vertical milling machines. Milling processes - plane milling, end milling, slot milling, angular milling, form milling, straddle milling, and gang milling.

(Layout sketches of the above machines need not be dealt. Sketches need to be used only for explaining the operations performed on the machines)

Introduction to Advanced Manufacturing Systems

Computer Numerical Control (CNC): Introduction, components of CNC, open loop and closed loop systems, advantages of CNC, CNC Machining centers and Turning centers.

Robots: Robot anatomy, joints and links, common robot configurations.

Applications of Robots in material handling, processing and assembly and inspection.

(RBT Levels : L1, L2 & L3)

Course Outcomes:

Upon completion of this course, students will be able to

CO1 Identify different sources of energy and their conversion process.

CO2 Explain the working principle of hydraulic turbines, pumps, IC engines and refrigeration.

CO3 Recognize various metal joining processes and power transmission elements.

CO4 Understand the properties of common engineering materials and their applications in engineering industry.

CO5 Discuss the working of conventional machine tools, machining processes, tools and accessories.

CO6 Describe the advanced manufacturing systems.

Question paper pattern:

- **The SEE question paper will be set for 100 marks and the marks scored will be proportionately reduced to 60.**
- The question paper will have **ten** full questions carrying equal marks.
- Each full question consisting of **20** marks.
- There will be **two** full questions (with a **maximum** of **three** sub questions) from each module.
- Each full question will have sub question covering all the topics under a module.
- The students will have to answer **five** full questions, selecting **one** full question from each module.

Note

- To illustrate the concepts of operations of turbines, pumps, conventional machines like lathe, drilling, milling, grinding etc., the instructions should be blended with video presentations and visit to the laboratories/ machine shop concerned.
- Demonstration of soldering, brazing and welding should be arranged in the workshop.
- To illustrate the fundamentals of CNC machining and turning centers and robots, video presentations should be adapted in addition to class room instructions.
- The boiler mountings and accessories should be shown in the engine lab.

- Assignments should be submitted by students on materials, sources of energy, global warming, welding processes, robots and their applications. These assignments should be given due credit in awarding CIE marks.

Textbooks :

1. **Elements of Mechanical Engineering,** K. R. Gopalakrishna, Subhas Publications, Bangalore, 2008.
2. **Elements of Mechanical Engineering,** Vol.-1 & 2, Hajra Choudhury, Media Promoters, New Delhi, 2001.
3. **A Text Book of Elements of Mechanical Engineering",** S. Trymbaka Murthy, 3rd revised edition 2006, I .K. International Publishing House Pvt. Ltd., New Delhi.

Reference Books :

1. **Elements of Mechanical Engineering,** R.K. Rajput, Firewall Media, 2005.
2. **Elements of Mechanical Engineering,** Dr. A. S. Ravindra, Best Publications, 7th edition, 2009.
3. **CAD/CAM/CIM,** Dr. P Radhakrishnan, 3rd edition, New Age International Publishers, New Delhi.
4. **Introduction to Robotics: Mechanics And Control,** Craig, J. J., 2nd Ed.Addison-Wesley Publishing Company, Readong, MA, 1989.
5. **Introduction to Engineering Materials",** B.K. Agrawal ,Tata McGraHill Publication, New Delhi.
6. **Thermal Science and Engineering",** Dr. D.S. Kumar, S.K. Kataria & sons Publication, New Delhi.

ENGINEERING CHEMISTRY LABORATORY

Semester	**: I/II**	**CIE Marks**	**: 40**
Course Code	**: 18CHEL16/26**	**SEE Marks**	**: 60**
Teaching Hours/week (L:T:P)	**: 0:0:2**	**Exam Hours**	**: 03**
	Credits : 01		

Course Objectives:

To provide students with practical knowledge of

- Quantitative analysis of materials by classical methods of analysis.
- Instrumental methods for developing experimental skills in building technical competence.

Instrumental Experiments

1. Potentiometric estimation of FAS using standard $K_2Cr_2O_7$ solution.
2. Conductometric estimation of acid mixture.
3. Determination of Viscosity co-efficient of the given liquid using Ostwald's viscometer.
4. Colorimetric estimation of Copper.
5. Determination of pKa of the given weak acid using pH meter.
6. Flame photometric estimation of sodium and potassium.

Volumetric Experiments

1. Estimation of Total hardness of water by EDTA complexometric method.
2. Estimation of CaO in cement solution by rapid EDTA method.
3. Determination of percentage of Copper in brass using standard sodium thiosulphate solution.
4. Determination of COD of waste water.
5. Estimation of Iron in haematite ore solution using standard $K_2Cr_2O_7$ solution by external indicator method.
6. Estimation of percentage of available chlorine in the given sample of bleaching powder (Iodometric method)

Course Outcomes:

On completion of this course, students will have the knowledge in,

CO1: Handling different types of instruments for analysis of materials using small quantities of materials involved for quick and accurate results.

CO2: Carrying out different types of titrations for estimation of concerned in materials using comparatively more quantities of materials involved for good results.

Conduction of Practical Examination :

1. Examination shall be conducted for 100 marks, later reduced to 60 marks.
2. All experiments are to be included for practical examination.
3. One instrumental and another volumetric experiment shall be set.
4. Different experiments shall be set under instrumental and a common experiment under volumetric.

Reference Books :

1. G.H. Jeffery, J. Bassett, J. Mendham and R.C. Denney, "Vogel's Text Book of Quantitative Chemical Analysis".
2. O.P. Vermani & Narula, "Theory and Practice in Applied Chemistry", New Age International Publishers.
3. Gary D. Christian, "Analytical chemistry", 6th Edition, Wiley India.

C PROGRAMMING LABORATORY

Semester	**: I/II**	**CIE Marks**	**: 40**
Course Code	**: 18CPL17/27**	**SEE Marks**	**: 60**
Teaching Hours/week (L:T:P)	**: 0:0:2**	**Exam Hours**	**: 03**
	Credits : 01		

Course Learning Objectives:

This course **(18CPL17/27)** will enable students to:

- Write flowcharts, algorithms and programs.
- Familiarize the processes of debugging and execution.
- Implement basics of C programming language.
- Illustrate solutions to the laboratory programs.

Descriptions (if any):

- The laboratory should be preceded or followed by a tutorial to explain the approach or algorithm being implemented or implemented for the problems given.
- Note that experiment 1 is mandatory and written in the journal.
- Questions related with experiment 1, need to be asked during viva-voce for all experiments.
- Every experiment should have algorithm and flowchart be written before writing the program.
- Code should be traced using minimum two test cases which should be recorded.
- It is preferred to implement using Linux and GCC.

Laboratory Programs:

1. Familiarization with computer hardware and programming environment, concept of naming the program files, storing, compilation, execution and debugging, taking any simple C- code.

PART A

2. Develop a program to solve simple computational problems using arithmetic expressions and use of each operator leading to simulation of a commercial calculator. (No built-in math function)
3. Develop a program to compute the roots of a quadratic equation by accepting the coefficients. Print appropriate messages.
4. Develop a program to find the reverse of a positive integer and check for palindrome or not. Display appropriate messages.

5. An electricity board charges the following rates for the use of electricity: for the first 200 units 80 paise per unit: for the next 100 units 90 paise per unit: beyond 300 units Rs 1 per unit. All users are charged a minimum of Rs. 100 as meter charge. If the total amount is more than Rs 400, then an additional surcharge of 15% of total amount is charged. Write a program to read the name of the user, number of units consumed and print out the charges.
6. Introduce 1D Array manipulation and implement Binary search.
7. Implement using functions to check whether the given number is prime and display appropriate messages. (No built-in math function)

PART B

8. Develop a program to introduce 2D Array manipulation and implement Matrix multiplication and ensure the rules of multiplication are checked.
9. Develop a Program to compute Sin(x) using Taylor series approximation. Compare your result with the built- in Library function. Print both the results with appropriate messages.
10. Write functions to implement string operations such as compare, concatenate, string length. Convince the parameter passing techniques.
11. Develop a program to sort the given set of N numbers using Bubble sort.
12. Develop a program to find the square root of a given number N and execute for all possible inputs with appropriate messages. Note: Don't use library function sqrt(n).
13. Implement structures to read, write and compute average- marks and the students scoring above and below the average marks for a class of N students.
14. Develop a program using pointers to compute the sum, mean and standard deviation of all elements stored in an array of n real numbers.
15. Implement Recursive functions for Binary to Decimal Conversion.

Laboratory Outcomes:

The student should be able to:

- Write algorithms, flowcharts and program for simple problems.
- Correct syntax and logical errors to execute a program.
- Write iterative and wherever possible recursive programs.
- Demonstrate use of functions, arrays, strings, structures and pointers in problem solving.

Conduct of Practical Examination:

- All laboratory experiments, excluding the first, are to be included for practical examination.
- Experiment distribution
  - o For questions having only one part: Students are allowed to pick one experiment from the lot and are given equal opportunity.

- o For questions having part A and B: Students are allowed to pick one experiment from part A and one experiment from part B and are given equal opportunity.
- Strictly follow the instructions as printed on the cover page of answer script for breakup of marks
- Change of experiment is allowed only once and marks allotted for procedure part to be made zero.
- Marks Distribution (Subjected to change in accordance with university regulations)

a) For questions having only one part – Procedure + Execution + Viva-Voce: 15+70+15 = 100 Marks

b) For questions having part A and B
   i. Part A – Procedure + Execution + Viva = 4 + 21 + 5 = 30 Marks
   ii. Part B – Procedure + Execution + Viva = 10 + 49+ 11 = 70 Marks

TECHNICAL ENGLISH - II

Semester	**: II**	**CIE Marks**	**: 40**
Course Code	**: 18EGH28**	**SEE Marks**	**: 60**
Teaching Hours/week (L:T:P)	**: 0:2:0**	**Exam Hours**	**: 03**
	Credits : 01		

Course Objectives:

The course Technical English – II will enable the students,

- To implement English vocabulary at command and ensure language proficiency
- To Achieve better Technical writing and Presentation skills
- Identify the common errors in speaking and writing English
- Acquire Employment and Workplace communication skills

Language Lab

For augment LSRW and GV skills (Listening, Speaking, Reading, Writing and Grammar, Vocabulary) through tests, activities, exercises etc., comprehensive web-based learning and assessment systems can be referred.

Module - I

Identifying Common Errors in Writing and Speaking English

Subject Verb Agreement (Concord Rules with Exercises), Common errors in Subject-verb agreement, Noun-pronoun agreement, Adjective, Adverb, Verb, Sequence of Tenses, Misplaced modifiers, Articles and Prepositions, Common errors in Conjunctions, Word Order, Errors due to the Confusion of words, Common errors in the use of Idioms and phrases, Gender, Singular & Plural.

(RBT Levels : L1, L2 & L3)

Module - II

Nature and Style of sensible writing

Organizing Principles of Paragraphs in Documents, Writing Introduction and Conclusion, Importance of Proper Punctuation, The Art of Condensation (Precise writing) and Techniques in Essay writing, Common Errors due to Indianism in English Communication, Redundancies & Clichés.

(RBT Levels : L1, L2 & L3)

Module - III

Technical Reading and Writing Practices

Effective Technical Reading and Writing Practices, Technical Reports writing and Technical Proposals Writing.

Grammar – Voice (Active and Passive Voices) and Reported Speech, Vocabulary – Anologies, Words Confused/Misused, Collocations. The

Listening Comprehension, Spotting Error Exercises, Sentence Improvement Exercises, Cloze Test and Theme Detection Exercises.

(RBT Levels : L1, L2 & L3)

Module - IV

Communication for Employment

Components of a Formal Letter, Formats and Types of Business Letters, Model Letter of Application (Cover Letter) with Resume, Email and Blog Writing, Reading Skills and Reading Comprehension.

(RBT Levels : L1, L2 & L3)

Module - V

Communication at Workplace

Interpersonal Communication Skills, Non-Verbal Communication Skills (Body Language), Group Discussion and Employment Interviews, Presentation skills and Formal Presentations by Students, Dialogues in Various Situations (Practical Sessions by Students).

(RBT Levels : L1, L2 & L3)

Course Outcomes:

On completion of the course, students will be able to,

CO 1: Identify common errors in spoken and written communication
CO 2: Get familiarized with English vocabulary and language proficiency
CO 3: Improve nature and style of sensible writing and acquire employment and workplace communication skills
CO 4: Improve their Technical Communication Skills through Technical Reading and Writing practices
CO 5: Perform well in campus recruitment, engineering and all other general competitive examinations

Question paper pattern :

The SEE question paper will be set for 100 marks and the pattern of the question paper will be objective type (MCQ).

Textbooks :

1. **Technical Communication** by Gajendra Singh Chauhan and Et al, Cengage learning India Pvt Limited [Latest Revised Edition] - 2018.
2. **Communication Skills** by Sanjay Kumar and Pushp Lata, Oxford University Press - 2018. **Refer it's workbook** for activities and exercises – "Communication Skills – II (A Workbook)" published by Oxford University Press – 2018.

Reference Books :

1. **High School English Grammar & Composition** by Wren and Martin, S Chandh & Company Ltd – 2015.
2. **English Language Communication Skills – Lab Manual cum Workbook,** Cengage learning India Pvt Limited [Latest Revised Edition] – 2018.
3. **Technical Communication** – Principles and Practice, Third Edition by Meenakshi Raman and Sangeetha Sharma, Oxford University Press 2017.
4. **Effective Technical Communication** – Second Edition by M Ashraf Rizvi, McGraw Hill Education (India) Private Limited – 2018.
5. **Intermediate Grammar, Usage and Composition** by M.L.Tichoo, A.L.Subramanian, P.R.Subramanian, Orient Black Swan – 2016.

VISVESVARAYA TECHNOLOGICAL UNIVERSITY, BELAGAVI

Scheme of Teaching and Examination 2018 – 19

Outcome Based Education(OBE) and Choice Based Credit System (CBCS)

(Effective from the academic year 2018 – 19)

I SEMESTER B.E./B.Tech (PHYSICS GROUP)

Sl. No	Course and Course Code		Course Title	Teaching Department	Paper Setting Board	Teaching Hours /Week			Examination				Credits
						Theory Lecture	Tutorial	Practical/ Drawing	Duration in hours	CIE Marks	SEE Marks	Total Marks	
						L	T	P					
1	BSC	18MAT11	Calculus and Linear Algebra	Mathematics	Maths	3	2	--	03	40	60	100	4
2	BSC	18PHY12	Engineering Physics	Physics	Physics	3	2	--	03	40	60	100	4
3	ESC	18ELE13	Basic Electrical Engineering	E and E Engineering	E and E Engineering	2	2	--	03	40	60	100	3
4	ESC	18CIV14	Elements of Civil Engineering and Mechanics	Civil Engineering	Civil Engineering	2	2	--	03	40	60	100	3
5	ESC	18EGDL15	Engineering Graphics	ME, Auto, IP, IEM, Mfg Engineering	Mechanical Engineering	2	--	2	03	40	60	100	3
6	BSC	18PHYL16	Engineering Physics Laboratory	Physics	Physics	--	--	2	03	40	60	100	1
7	ESC	18ELEL17	Basic Electrical Engineering Laboratory	E and E Engineering	E and E Engineering	--	--	2	03	40	60	100	1
8	HSMC	18EGH18	Technical English–I	Humanities	Humanities	--	2	--	03	40	60	100	1
					TOTAL	**12**	**10**	**06**	**24**	**320**	**480**	**800**	**20**

Note: BSC: Basic Science Courses, ESC: Engineering Science Courses, HSMC: Humanity, Social Science and Management Courses.

Definition of Credit:	1 hour Lecture (L) per week per semester =1 Credit 2 hour Tutorial (T) per week per semester =1 Credit 2 hour Practical/Laboratory/Drawing (P) per week per semester =1 Credit.

VISVESVARAYA TECHNOLOGICAL UNIVERSITY, BELAGAVI

Scheme of Teaching and Examination 2018 – 19

Outcome Based Education(OBE) and Choice Based Credit System (CBCS)

(Effective from the academic year 2018 – 19)

I SEMESTER B.E./B.Tech (CHEMISTRY GROUP)

Sl. No	Course and Course Code		Course Title	Teaching Department	Paper Setting Board	Teaching Hours /Week			Examination				Credits
						Theory Lecture	Tutorial	Practical/ Drawing	Duration in hours	CIE Marks	SEE Marks	Total Marks	
						L	T	P					
1	BSC	18MAT11	Calculus and Linear Algebra	Mathematics	Mathematics	3	2	--	03	40	60	100	4
2	BSC	18CHE12	Engineering Chemistry	Chemistry	Chemistry	3	2	--	03	40	60	100	4
3	ESC	18CPS13	C Programming for Problem Solving	Computer Science and Engineering	Computer Science and Engineering	2	2	--	03	40	60	100	3
4	ESC	18ELN14	Basic Electronics	ECE/E and I/ TC	E and C Engineering	2	2	--	03	40	60	100	3
5	ESC	18ME15	Elements of Mechanical Engineering	ME, Auto, IP, IEM, Mfg Engineering	Mechanical Engineering	2	2	--	03	40	60	100	3
6	BSC	18CHEL16	Engineering Chemistry Laboratory	Chemistry	Chemistry	--	--	2	03	40	60	100	1
7	ESC	18CPL17	C Programming Laboratory	Computer Science and Engineering	Computer Science and Engineering	--	--	2	03	40	60	100	1
8	HSMC	18EGH18	Technical English– I	Humanities	Humanities	--	2	--	03	40	60	100	1
					TOTAL	**12**	**12**	**04**	**24**	**320**	**480**	**800**	**20**

Note: BSC: Basic Science Courses, ESC: Engineering Science Courses, HSMC: Humanity, Social Science and Management Courses.

Definition of Credit:	1 hour Lecture (L) per week per semester =1 Credit 2 hour Tutorial (T) per week per semester =1 Credit 2 hour Practical/Laboratory/Drawing (P) per week per semester =1 Credit.

VISVESVARAYA TECHNOLOGICAL UNIVERSITY, BELAGAVI

Scheme of Teaching and Examination 2018 – 19

Outcome Based Education(OBE) and Choice Based Credit System (CBCS)

(Effective from the academic year 2018 – 19)

II SEMESTER B.E./B.Tech (PHYSICS GROUP)

Sl. No	Course and Course Code		Course Title	Teaching Department	Paper Setting Board	Teaching Hours /Week			Examination				Credits
						Theory Lecture	Tutorial	Practical/ Drawing	Duration in hours	CIE Marks	SEE Marks	Total Marks	
						L	T	P					
1	BSC	18MAT21	Advanced Calculus and Numerical Methods	Mathematics	Mathematics	3	2	--	03	40	60	100	4
2	BSC	18PHY22	Engineering Physics	Physics	Physics	3	2	--	03	40	60	100	4
3	ESC	18ELE23	Basic Electrical Engineering	E and E Engineering	E and E Engineering	2	2	--	03	40	60	100	3
4	ESC	18CIV24	Elements of Civil Engineering and Mechanics	Civil Engineering	Civil Engineering	2	2	--	03	40	60	100	3
5	ESC	18EGDL25	Engineering Graphics	ME, Auto, IP, IEM, Mfg Engineering	Mechanical Engineering	2	--	2	03	40	60	100	3
6	BSC	18PHYL26	Engineering Physics Laboratory	Physics	Physics	--	--	2	03	40	60	100	1
7	ESC	18ELEL27	Basic Electrical Engineering Laboratory	E and E Engineering	E and E Engineering	--	--	2	03	40	60	100	1
8	HSMC	18EGH28	Technical English– II	Humanities	Humanities	--	2	--	03	40	60	100	1
					TOTAL	**12**	**10**	**06**	**24**	**320**	**480**	**800**	**20**

Note: BSC: Basic Science Courses, ESC: Engineering Science Courses, HSMC: Humanity, Social Science and Management Courses.

Definition of Credit:	1 hour Lecture (L) per week per semester =1 Credit 2 hour Tutorial (T) per week per semester =1 Credit 2 hour Practical/Laboratory/Drawing (P) per week per semester =1 Credit.

VISVESVARAYA TECHNOLOGICAL UNIVERSITY, BELAGAVI

Scheme of Teaching and Examination 2018 – 19

Outcome Based Education(OBE) and Choice Based Credit System (CBCS)

(Effective from the academic year 2018 – 19)

II SEMESTER B.E./B.Tech (CHEMISTRY GROUP)

Sl. No	Course and Course Code		Course Title	Teaching Department	Paper Setting Board	Teaching Hours /Week			Examination				Credits
						Theory Lecture	Tutorial	Practical/ Drawing	Duration in hours	CIE Marks	SEE Marks	Total Marks	
						L	T	P					
1	BSC	18MAT21	Advanced Calculus and Numerical Methods	Mathematics	Maths	3	2	--	03	40	60	100	4
2	BSC	18CHE22	Engineering Chemistry	Chemistry	Chemistry	3	2	--	03	40	60	100	4
3	ESC	18CPS23	C Programming for Problem Solving	Computer Science and Engineering	Computer Science and Engineering	2	2	--	03	40	60	100	3
4	ESC	18ELN24	Basic Electronics	ECE/E and I/ TC	E and C Engineering	2	2	--	03	40	60	100	3
5	ESC	18ME25	Elements of Mechanical Engineering	ME, Auto, IP, IEM, Mfg Engineering	Mechanical Engineering	2	2	--	03	40	60	100	3
6	BSC	18CHEL26	Engineering Chemistry Laboratory	Chemistry	Chemistry	--	--	2	03	40	60	100	1
7	ESC	18CPL27	C Programming Laboratory	Computer Science and Engineering	Computer Science and Engineering	--	--	2	03	40	60	100	1
8	HSMC	18EGH28	Technical English– II	Humanities	Humanities	--	2	--	03	40	60	100	1
					TOTAL	**12**	**12**	**04**	**24**	**320**	**480**	**800**	**20**

Note: BSC: Basic Science Courses, ESC: Engineering Science Courses, HSMC: Humanity, Social Science and Management Courses.

Definition of Credit:	1 hour Lecture (L) per week per semester =1 Credit 2 hour Tutorial (T) per week per semester =1 Credit 2 hour Practical/Laboratory/Drawing (P) per week per semester =1 Credit.

CALCULUS AND LINEAR ALGEBRA

Semester	**: I**	**CIE Marks**	**: 40**
Course Code	**: 18MAT11**	**SEE Marks**	**: 60**
Teaching Hours/week (L:T:P)	**: 3:2:0**	**Exam Hours**	**: 03**
	Credits : 04		

Course Learning Objectives: This course Calculus and Linear Algebra **(18MAT11)** will enable students:

- To familiarize the important tools of calculus and differential equations that are essential in all branches of engineering.
- To develop the knowledge of matrices and linear algebra in a comprehensive manner.

MODULE-I

Differential Calculus-1: Review of elementary differential calculus, Polar curves - angle between the radius vector and tangent, angle between two curves, pedal equation. Curvature and radius of curvature- Cartesian and polar forms; Centre and circle of curvature (All without proof-formulae only) –applications to evolutes and involutes.

(RBT Levels: L1 & L2)

MODULE-II

Differential Calculus-2: Taylor's and Maclaurin's series expansions for one variable (statements only), indeterminate forms - L'Hospital's rule. Partial differentiation; Total derivatives-differentiation of composite functions. Maxima and minima for a function of two variables; Method of Lagrange multipliers with one subsidiary condition. Applications of maxima and minima with illustrative examples. Jacobians-simple problems.

(RBT Levels: L1 & L2)

MODULE-III

Integral Calculus: Review of elementary integral calculus.

Multiple integrals: Evaluation of double and triple integrals. Evaluation of double integrals- change of order of integration and changing into polar co-ordinates. Applications to find area volume and centre of gravity

Beta and Gamma functions: Definitions, Relation between beta and gamma functions and simple problems.

(RBT Levels: L1 & L2)

MODULE-IV

Ordinary differential equations (ODE's) of first order:

Exact and reducible to exact differential equations. Bernoulli's equation.

Applications of ODE's-orthogonal trajectories, Newton's law of cooling and L-R circuits. Nonlinear differential equations: Introduction to general and singular solutions ; Solvable for p only; Clairaut's and reducible to Clairaut's equations only. **(RBT Levels : L1, L2 & L3)**

MODULE-V

Linear Algebra: Rank of a matrix-echelon form. Solution of system of linear equations – consistency. Gauss-elimination method, Gauss –Jordan method and Approximate solution by Gauss-Seidel method. Eigen values and eigenvectors-Rayleigh's power method. Diagonalization of a square matrix of order two.

(RBT Levels : L1, L2 & L3)

Textbooks:

1. B.S. Grewal: Higher Engineering Mathematics, Khanna Publishers, 43rd Ed., 2015.
2. E. Kreyszig: Advanced Engineering Mathematics, John Wiley & Sons, 10th Ed.(Reprint), 2016.

Reference books:

1. C.Ray Wylie, Louis C.Barrett : "Advanced Engineering Mathematics", 6th Edition, 2. McGraw-Hill Book Co., New York, 1995.
2. James Stewart : "Calculus –Early Transcendentals", Cengage Learning India Private Ltd., 2017.
3. B.V.Ramana: "Higher Engineering Mathematics" 11th Edition, Tata McGraw-Hill, 2010.
4. Srimanta Pal & Subobh C Bhunia: "Engineering Mathematics", Oxford University Press, 3rd Reprint, 2016.
5. Gupta C.B., Singh S.R. and Mukesh Kumar: "Engineering Mathematics for Semester I & II", Mc-Graw Hill Education (India) Pvt.Ltd., 2015.

Web links and Video Lectures:

1. http://nptel.ac.in/courses.php?disciplineID=111
2. http://www.class-central.com/subject/math(MOOCs)
3. http://academicearth.org/
4. VTU EDUSAT PROGRAMME - 20

Course Outcomes: On completion of this course, students are able to:

CO1 : Apply the knowledge of calculus to solve problems related to polar curves and its applications in determining the bentness of a curve.

CO2 : Learn the notion of partial differentiation to calculate rates of change of multivariate functions and solve problems related to composite functions and Jacobians.

CO3 : Apply the concept of change of order of integration and variables to evaluate multiple integrals and their usage in computing the area and volumes.

CO4 : Solve first order linear/nonlinear differential equation analytically using standard methods

CO5 : Make use of matrix theory for solving system of linear equations and compute eigenvalues and eigenvectors required for matrix diagonalization process.

Question Paper Pattern:

- The SEE question paper will be set for 100 marks and the marks scored will be proportionately reduced to 60.
- The question paper will have ten full questions carrying equal marks.
- Each full question carries 20 marks.
- There will be two full questions (with a maximum of four sub questions) from each module.
- Each full question will have sub questions covering all the topics under a module.
- The students will have to answer five full questions, selecting one full question from each module.

ENGINEERING PHYSICS

Semester	**: I/II**	**CIE Marks**	**: 40**
Course Code	**: 18PHY12/22**	**SEE Marks**	**: 60**
Teaching Hours/week (L:T:P)	**: 3:2:0**	**Exam Hours**	**: 03**
	Credits : 04		

Course Learning Objectives:

This course **(18PHY12/22)** will enable students to

- Learn the basic concepts in Physics which are very much essential in understanding and solving engineering related challenges.
- Gain the knowledge of newer concepts in modern physics for the better appreciation of modern technology

MODULE-I

Oscillations and Waves

Free Oscillations: Definition of SHM, derivation of equation for SHM, Mechanical simple harmonic oscillators (mass suspended to spring oscillator), complex notation and phasor representation of simple harmonic motion. Equation of motion for free oscillations, Natural frequency of oscillations.

Damped and forced oscillations: Theory of damped oscillations: over damping, critical & under damping, quality factor. Theory of forced oscillations and resonance, Sharpness of resonance. One example for mechanical resonance.

Shock waves: Mach number, Properties of Shock waves, control volume. Laws of conservation of mass, energy and momentum. Construction and working of Reddy shock tube, applications of shock waves.

Numerical problems

(RBT Levels : L1, L2 & L3)

MODULE-II

Elastic properties of materials:

Elasticity: Concept of elasticity, plasticity, stress, strain, tensile stress, shear stress, compressive stress, strain hardening and strain softening, failure (fracture/fatigue), Hooke's law, different elastic moduli: Poisson's ratio, Expression for Young's modulus (Y), Bulk modulus (K) and Rigidity modulus (n) in terms of and β. Relation between Y, n and K, Limits of Poisson's ratio.

Bending of beams: Neutral surface and neutral plane, Derivation of expression for bending moment. Bending moment of a beam with circular and rectangular cross section. Single cantilever, derivation of expression for Young's' modulus.

Torsion of cylinder: Expression for couple per unit twist of a solid cylinder (Derivation), Torsional pendulum-Expression for period of oscillation.
Numerical problems.

(RBT Levels : L1, L2 & L3)

MODULE- III

Maxwell's equations, EM waves and Optical fibers

Maxwell's equations: Fundamentals of vector calculus. Divergence and curl of electric field and magnetic field (static), Gauss' divergence theorem and Stokes' theorem. Description of laws of electrostatics, magnetism and Faraday's laws of EMI. Current density & equation of Continuity; displacement current (with derivation) Maxwell's equations in vacuum.

EM Waves: The wave equation in differential form in free space (Derivation of the equation using Maxwell's equations), Plane electromagnetic waves in vacuum, their transverse nature, polarization of EM waves (Qualitative).

Optical fibers: Propagation mechanism, angle of acceptance. Numerical aperture. Modes of propagation and Types of optical fibers. Attenuation: Causes of attenuation and Mention of expression for attenuation coefficient. Discussion of block diagram of point to point communication. Merits and demerits Numerical problems.

(RBT Levels : L1 & L2)

MODULE IV

Quantum Mechanics and Lasers

Quantum mechanics: Introduction to Quantum mechanics, Wave nature of particles, Heisenberg's uncertainty principle and applications (non confinement of electron in the nucleus), Schrodinger time independent wave equation, Significance of Wave function, Normalization, Particle in a box, Energy eigen values of a particle in a box and probability densities.

Lasers: Review of spontaneous and stimulated processes, Einstein's coefficients (derivation of expression for energy density). Requisites of a Laser system. Conditions for laser action. Principle, Construction and working of CO_2 and semiconductor Lasers.
Application of Lasers in Defense (Laser range finder) and Engineering (Data storage).
Numerical problems

(RBT Levels : L1, L2 & L3)

MODULE-V

Material science

Quantum Free electron theory of metals: Review of classical free electron theory, mention of failures. Assumptions of Quantum Free electron theory,

Mention of expression for density of states, Fermi-Dirac statistics (qualitative), Fermi factor, Fermi level, Derivation of the expression for Fermi energy, Success of QFET.

Physics of Semiconductor: Fermi level in intrinsic semiconductors, Expression for concentration of electrons in conduction band, Hole concentration in valance band (only mention the expression), Conductivity of semiconductors(derivation), Hall effect, Expression for Hall coefficient (derivation)

Dielectric materials: polar and non-polar dielectrics, internal fields in a solid, Clausius-Mossotti equation(Derivation), mention of solid, liquid and gaseous dielectrics with one example each. Application of dielectrics in transformers. Numerical problems.

(RBT Levels : L1, L2 & L3)

Textbooks:

1. A Text book of Engineering Physics- M.N. Avadhanulu and P.G. Kshirsagar, 10th revised Ed, S. Chand & Company Ltd, New Delhi.
2. Engineering Physics-Gaur and Gupta Dhanpat Rai Publications-2017.
3. Concepts of Modern Physics-Arthur Beiser: 6th Ed, Tata McGraw Hill Edu Pvt Ltd- New Delhi 2006.

Reference books:

1. Introduction to Mechanics, MK Verma: 2nd Ed, University Press(India) Pvt Ltd, Hyderabad 2009.
2. Lasers and Non Linear Optics, BB laud, 3rd Ed, New Age International Publishers 2011.
3. Solid State Physics-S O Pillai, 8th Ed New Age International Publishers-2018.
4. Shock waves made simple- Chintoo S Kumar, K Takayama and KPJ Reddy: Willey India Pvt. Ltd., New Delhi, 2014.
5. Introduction to Electrodynamics, David Griffiths, 4th Ed, Cambridge University Press 2017.

Course Outcomes:

Upon completion of this course, students will be able to

1. Understand various types of oscillations and their implications, the role of Shock waves in various fields and Recognize the elastic properties of materials for engineering applications.
2. Realize the interrelation between time varying electric field and magnetic field, the transverse nature of the EM waves and their role in optical fiber communication.
3. Compute Eigen values, Eigen functions, momentum of Atomic and subatomic particles using Time independent 1-D Schrodinger's wave equation.
4. Apprehend theoretical background of laser, construction and working of different types of laser and its applications in different fields

5. Understand various electrical and thermal properties of materials like conductors, semiconductors and dielectrics using different theoretical models.

Question paper pattern:

Note:- The SEE question paper will be set for 100 marks and the marks will be proportionately reduced to 60.

- The question paper will have **ten** full questions carrying equal marks.
- Each full question consisting of **20** marks.
- There will be **two** full questions (with a **maximum** of **four** sub questions) from each module.
- Each full question will have sub question covering all the topics under a module.
- The students will have to answer **five** full questions, selecting **one** full question from each module.

BASIC ELECTRICAL ENGINEERING

Semester	**: I/II**	**CIE Marks**	**: 40**
Course Code	**: 18ELE13/23**	**SEE Marks**	**: 60**
Teaching Hours/week (L:T:P)	**: 2:2:0**	**Exam Hours**	**: 03**
	Credits : 03		

Lecture hours per module: Six hours and Tutorials per module: **one of 2 hours**

Course Objectives:

- To explain Ohm's law and Kirchhoff's laws used for the analysis of DC circuits.
- To explain fundamentals of AC circuits and the behaviour of R, L and C and their combinations in AC circuits.
- To discuss three phase balanced circuits.
- To explain principle of operation, construction and performance of electrical machines such as single phase transformer, DC machines, synchronous generator and three phase induction motor.
- To introduce concepts of electrical wiring, circuit protecting devices and earthing.

MODULE-I

D.C.Circuits: Ohm's Law and Kirchhoff's Laws, analysis of series, parallel and series- parallel circuits excited by independent voltage sources. Power and Energy.

A.C. Fundamentals: Generation of sinusoidal voltage, frequency of generated voltage, definition and numerical values of average value, root mean square value, form factor and peak factor of sinusoidally varying voltage and current, phasor representation of alternating quantities.

(RBT Levels : L1, L2, L3 & L4)

MODULE - 2

Single Phase Circuits: Analysis, with phasor diagram, of circuits with R, L, C, R-L, RC, R-L-C for series and parallel configurations. Real power, reactive power, apparent power and power factor.

Three Phase circuits: Advantages of 3-phase power, Generation of 3-phase power, Three-phase balanced circuits, voltage and current relations in star and delta connections. Measurement of three phase power using two wattmeter method.

(RBT Levels : L1, L2, L3 & L4)

MODULE - 3

Single Phase Transformers: Necessity of transformer, Principle of operation, Types and construction of transformers. emf equation, losses, variation of losses with respect to load, efficiency, Condition for maximum efficiency.

Domestic Wiring: Service mains, meter board and distribution board. Brief discussion on concealed conduit wiring. Two-way and three-way control. Elementary discussion on circuit protective devices: Fuse and Miniature Circuit Breaker (MCB's),electric shock, precautions against shock. Earthing: Pipe and Plate earthing.

(RBT Levels : L1, L2 & L3)

MODULE – 4

DC Generators: Principle of operation, Construction of D.C. Generators. Expression for induced emf,Types of D.C. Generators,Relation between induced emf and terminal voltage.

DC motors: Principle of operation,Back emf,Torque equation, Types of dc motors, Characteristics of dc motors (shunt and series motors only) and Applications.

(RBT Levels : L1, L2 & L3)

MODULE – 5

Three Phase Synchronous Generators: Principle of operation, Constructional details, Synchronous speed, Frequency of generated voltage, emf equation, Concept of winding factor (excluding the derivation and calculation of distribution and pitch factors).

Three Phase Induction Motors: Principle of operation, Generation of rotating magnetic field, Construction and working of three-phase induction motor, Slip and its significance. Necessity of starter, star-delta starter.

(RBT Levels : L1, L2 & L3)

Textbooks:

1 Basic Electrical Engineering, D C Kulshreshtha, Tata McGraw Hill, Revised First Edition.

2 Principles of Electrical Engineering & Electronics, V.K. Mehta, Rohit Mehta, S.ChandPublications.

Reference Books:

1 Fundamentals of Electrical Engineering and Electronics, B. L. Theraja, S. Chand & Company Ltd, Reprint Edition 2013.

2 Electrical Technology, E. Hughes, International Students 9th Edition, Pearson, 2005.

3 Basic Electrical Engineering, D. P. Kothari and I. J. Nagrath, Tata McGraw Hill, 2017.

Course Outcomes:

At the end of the course the student will be able to:

- Analyse D.C and A.C circuits.
- Explain the principle of operation andconstruction of single phase transformers.

- Explain the principle of operation andconstruction of DC machines and synchronous machines.
- Explain the principle of operation and construction of three phase induction motors.
- Discuss concepts of electrical wiring, circuit protecting devices and earthing.

Graduate Attributes (As per NBA): Engineering Knowledge, Problem Analysis.

Question paper pattern:

- The question paper will have ten questions. Each question is set for 20 marks.
- There will be 2 questions from each module. Each of the two questions under a module (with a maximum of 3 sub questions), should have a mix of topics under that module.
- The students have to answer 5 full questions, selecting one full question from each module.

ELEMENTS OF CIVIL ENGINEERING AND MECHANICS

Semester	**: I/II**	**CIE Marks**	**: 40**
Course Code	**: 18CIV14/24**	**SEE Marks**	**: 60**
Teaching Hours/week (L:T:P)	**: 2:2:0**	**Exam Hours**	**: 03**
	Credits : 03		

Course Objectives:

The objectives of this course are:

- To make students to learn Scope of various fields of Civil Engineering, basics of civil engineering concepts and importance of infrastructure development.
- To develop a student's ability to analyze the problems involving Forces and Moments with their applications, Centroid and Moment of inertia and Kinetics of bodies.

Module-1

Introduction to Civil Engineering: Scope of different fields of Civil Engineering; Surveying, Building Materials, Construction Technology, Geotechnical Engineering, Structural Engineering, Hydraulics, Water Resources & Irrigation Engineering, Transportation Engineering and Environmental Engineering. Role of Civil Engineers in the Infrastructural development, effect of infrastructural facilities on social-economic development of a country. **(RBT Level : L1)**

Introduction to Engineering Mechanics: Basic concepts of idealization-Particle, Continuum and Rigid Body; Force; Systems of Forces; Basic Principles – Physical Independence of forces, Superposition, Transmissibility, Newton's Laws of Motion, Resolution and Composition of forces, Law of parallelogram of forces, Polygonal law, Resultant of Concurrent coplanar force systems, Coplanar Non Concurrent Force System: Moment of a Forces, couple, Varignon's theorem, Resultant of Coplanar non-concurrent force system.

(RBT Level : L1, L2 & L3)

Module-2

Equilibrium of Forces: Free body diagrams, Lami's theorem, Equations of Equilibrium, equilibrium of concurrent and non concurrent coplanar force systems. **(RBT Level : L1, L2 & L3)**

Friction: Types of friction, Laws of dry Friction, Limiting friction, Concept of Static and Dynamic Friction; Numerical problems on motion of single and connected bodies on planes, wedge friction, ladder friction, rope and Pulley systems. **(RBT Level : L1, L2 & L3)**

Module-3

Support Reactions: Types of Loads and Supports, statically determinate and indeterminate beams, Support Reaction in beams, Numerical problems on support reactions for statically determinate beams (Point load, uniformly distributed & uniformly varying loads and Moments)

(RBT Level : L1, L2 & L3)

Analysis of Simple trusses: Types of trusses, Analysis of statically determinate trusses using method of joints and method of sections.

(RBT Level : L1, L2 & L3)

Module-4

Centroid: Centroid of simple figures from first principle, Centroid of composite/built-up sections; Moment of Inertia: Introduction, second moment of area of plane sections from first principles, Parallel axes and perpendicular axes Theorems, Radius of gyration, Moment of inertia of composite area and built-up sections.

Concept of Product of Inertia(No Problems)

(RBT Level : L1, L2 & L3)

Module-5

Kinematics: Definitions, Displacement, Average velocity, Instantaneous velocity, Speed, Acceleration, Average acceleration, Variable acceleration, Acceleration due to gravity, Newton's Laws of Motion. Rectilinear Motion–Numerical problems. Curvilinear Motion-Super elevation, Projectile Motion, Relative motion, Numerical problems. Motion under gravity, Numerical problems,

(RBT Level : L1, L2 & L3)

Kinetics: D'Alembert's principle and its applications in plane motion and connected bodies including pulleys

(RBT Level : L2 & L3)

Course outcomes: After a successful completion of the course, the student will be able to:

1. Mention the applications of various fields of Civil Engineering.
2. Compute the resultant of given force system subjected to various loads.
3. Comprehend the action of Forces, Moments and other loads on systems of rigid bodies and compute the reactive forces that develop as a result of the external loads.
4. Locate the Centroid and compute the Moment of Inertia of regular and built-up sections.
5. Express the relationship between the motion of bodies and analyze the bodies in motion.

Question paper pattern:

- The SEE question paper will be set for 100 marks and the marks scored will be proportionately reduced to 60.
- The question paper will have ten full questions carrying equal marks.
- Each full question consisting of 20 marks.
- There will be two full questions (with a maximum of three sub questions) from each module.
- Each full question will have sub question covering all the topics under a module.
- The students will have to answer five full questions, selecting one full question from each module.

Textbooks:

1. R. C. Hibbler, Engineering Mechanics: Principles of Statics and Dynamics, Pearson Press.
2. Bansal R.K., A Text Book of Engineering Mechanics, Laxmi Publications.

Reference Books:

1. Andy Ruina and Rudra Pratap , Introduction to Statics and Dynamics, Oxford University Press.
2. Reddy Vijaykumar K. and K. Suresh Kumar, Singer's Engineering Mechanics.
3. F. P. Beer and E. R. Johnston, Mechanics for Engineers, Statics and Dynamics, McGraw Hill.
4. Irving H. Shames, Engineering Mechanics, Prentice Hall.

ENGINEERING GRAPHICS

Semester	**: I/II**	**CIE Marks**	**: 40**
Course Code	**: 18EGDL15/25**	**SEE Marks**	**: 60**
Teaching Hours/week (L:T:P)	**: 2:0:2**	**Exam Hours**	**: 03**
	Credits : 03		

Course Learning Objectives:

This course will enable students to

CLO1 To expose the students to standards and conventions followed in preparation of engineering drawings.

CLO2 To make them understand the concepts of orthographic and isometric projections.

CLO3 Develop the ability of conveying the engineering information through drawings.

CLO4 To make them understand the relevance of engineering drawing to different engineering domains.

CLO5 To develop the ability of producing engineering drawings using drawing instruments.

CLO6 To enable them to use computer aided drafting packages for the generation of drawings.

MODULE-I

Introduction to Computer Aided Sketching:

Introduction, Drawing Instruments and their uses, relevant BIS conventions and standards. Lettering, line conventions, dimensioning, material conventions, and free hand practicing.

Computer screen, layout of the software, standard tool bar / menu and description of most commonly used tool bars, and navigational tools.

Co-ordinate system and reference planes HP, VP, RPP & LPP of 2D/3D environment. Selection of drawing sheet size and scale.

Commands and creation of Lines, coordinate points, axes, poly-lines, square, rectangle, polygons, splines, circles, ellipse, text, move, copy, off-set, mirror, rotate, trim, extend, break, chamfer, fillet, curves, constraints viz., tangency, parallelism, inclination and perpendicularity.

MODULE-II

Orthographic projections of points, straight lines and planes:

Introduction, Definitions - Planes of projection, reference line and conventions employed. First angle and Third angle projection.

Projections of points in all the four quadrants.

Projections of straight lines (located in first quadrant/first angle only), true and apparent lengths, true and apparent inclinations to reference planes (No application problems and midpoint problems).

Orthographic projections of plane surfaces (First angle projection only):

Projections of regular plane surfaces–triangle, square, rectangle, pentagon, hexagon and circle-in simple positions inclined to both the planes; planes in different positions by change of position method only. (No problems on punched plates and composite plates).

MODULE – III

Projections of solids:

Introduction, definitions – projections of right regular tetrahedron, hexahedron (cube), prisms, pyramids, and cones with axis inclined to both the planes. (Solids resting on HP only and no problems on octahedrons, and freely suspended solids.)

MODULE IV

Development of Lateral Surfaces of Solids:

Introduction to section planes and sectional views.

Development of lateral surfaces of right regular prisms, cylinders, pyramids, and cones resting with base on HP only. Development of their frustums and truncations. (No problems on lateral surfaces of trays, tetrahedrons, spheres and transition pieces).

MODULE-V

Isometric Projection (using isometric scale only)

Introduction, Isometric scale, Isometric projection of simple plane figures, Isometric projection of hexahedron(cube), right regular prisms, pyramids, cylinders, cones, and spheres. Isometric projection of combination of two simple solids. Conversion of given isometric/ pictorial views to orthographic views of simple objects.

Course Outcomes:

Upon completion of this course, students will be able to

CO1 Prepare engineering drawings as per BIS conventions mentioned in the relevant codes.

CO2 Produce computer generated drawings using CAD software.

CO3 Use the knowledge of orthographic projections to represent engineering information / concepts and present the same in the form of drawings.

CO4 Develop isometric drawings of simple objects reading the orthographic projections of those objects.

CO5 Convert pictorial and isometric views of simple objects to orthographic views.

Question paper pattern:

- Module -1 is only for practice and CIE and not for examination.
- Question paper for each batch of students will be sent online by VTU and has to be downloaded before the commencement of Examination of each batch. The answer sheets will have to be jointly evaluated by the Internal & External examiners.
- A maximum of THREE questions will be set as per the following pattern (No mixing of questions from different Modules).

Scheme of evaluation:

From Chapters			Marks Allotted
Module 2 [Choice between (Lines or Planes)]			**25**
Module 3			**45**
Module 4 or Module 5			**30**
Total			**100**
Q. No.	**Solutions and sketching in the sketch book**	**Computer display and printout**	**Total Marks**
1	**15**	**10**	**25**
2	**25**	**20**	**45**
3	**20**	**10**	**30**
Total Marks	**60**	**40**	**100**

- Students have to submit the computer printouts and the sketches at the end of the examination. Both Internal & External examiners have to jointly evaluate the solutions (sketches) and computer display & printouts of each student for 100 marks (60 marks for solutions & sketches + 40 marks for computer display and printouts) and submit the marks list along with the solution (sketches) on graph sheets & computer printouts in separate covers.
- Each batch must consist of a maximum of 12 students.
- Examination can be conducted in parallel batches, if necessary.

Textbooks:

1. **Engineering Drawing** – N.D. Bhatt & V.M. Panchal, 48th edition, 2005-Charotar Publishing House, Gujarat.
2. **Engineering Graphics** – K.R. Gopalakrishna, 32nd edition, 2005-Subash Publishers Bangalore.
3. **Computer Aided Engineering Drawing -** by Dr. M H Annaiah, Dr C N Chandrappa and Dr. B Sudheer Premkumar, Fifth edition, New Age International Publishers.

Reference Books:

1. **Computer Aided Engineering Drawing** – S. Trymbaka Murthy, – I.K. International Publishing House Pvt. Ltd., New Delhi, 3rd revised edition-2006.
2. **Engineering Drawing-**by N.S.Parthasarathy & Vela Murali, Oxford University Press, 2015
3. **Fundamentals of Engineering Drawing with an Introduction to Interactive Computer Graphics for Design and Production-** Luzadder Warren J., Duff John M., Eastern Economy Edition, 2005- Prentice-Hall of India Pvt. Ltd., New Delhi.
4. **A Primer on Computer Aided Engineering Drawing-**2006, Published by VTU, Belgaum.
5. **Publications of Bureau of Indian Standards**
   a) **IS 10711 – 2001:** Technical products documentation – Size and lay out of drawing sheets.
   b) **IS 9609 (Parts 0 & 1) – 2001:** Technical products documentation – Lettering.
   c) **IS 10714 (Part 20) – 2001 & SP 46 – 2003:** Lines for technical drawings.
   d) **IS 11669 – 1986 & SP 46 – 2003:** Dimensioning of Technical Drawings.
   e) **IS 15021 (Parts 1 to 4) – 2001:** Technical drawings – Projection Methods.

ENGINEERING PHYSICS LABORATORY

Semester	**: I/II**	**CIE Marks**	**: 40**
Course Code	**: 18PHYL16/26**	**SEE Marks**	**: 60**
Teaching Hours/week (L:T:P)	**: 0:0:2**	**Exam Hours**	**: 03**
	Credits : 01		

Course Learning Objectives:

This course (18PHY16/26) will enable students

- To realize experimentally, the mechanical, electrical and thermal properties of materials, concept of waves and oscillations
- Design simple circuits and hence study the characteristics of semiconductor devices

Sl. No.	Title of the Experiment	To which Module it belongs
1	Determination of spring constants in Series and Parallel combination	I
2	Determination of Magnetic field intensity is along the axis of a circular coil carrying current(by deflection method)	III
3	n & I by Torsional pendulum (radius of the wire, mass and dimensions of the regular bodies to be given). (In the examination either n or I to be asked)	II
4	Young's modulus of a beam by Single Cantilever experiment (breadth and thickness of the beam to be given)	II
5	Radius of curvature of piano convex lens using Newton's rings(wavelength of light to be given)	III
6	Study Series and parallel LCR resonance and hence Calculate inductance, band width and quality factor using series LCR Resonance	I/III
7	Determine Acceptance angle and Numerical aperture of an optical fiber	III
8	Determine Wavelength of semiconductor laser using Laser diffraction by calculating grating constant.	IV
9	Estimation of Fermi Energy of Copper	V
10	Study of input and output Transistor characteristics and hence calculate input resistance, and	V
11	Draw photodiode characteristics and calculate power responsivity	V
12	Calculation of Dielectric constant by RC charging and Discharging	V

Note:

1.In addition to above experiments, Reddy shock tube must be introduced as compulsory demo experiment.

2.All 12 experiments are mandatory. Student has to perform 2 experiments in the semester end examination.

Course Outcomes:

Upon completion of this course, students will be able to

1. Apprehend the concepts of interference of light, diffraction of light, Fermi energy and magnetic effect of current
2. Understand the principles of operations of optical fibers and semiconductor devices such as Photodiode, and NPN transistor using simple circuits
3. Determine elastic moduli and moment of inertia of given materials with the help of suggested procedures
4. Recognize the resonance concept and its practical applications
5. Understand the importance of measurement procedure, honest recording and representing the data, reproduction of final results

Scheme of Evaluation

(with effect from 2018-19 Scheme)

Subject : Engineering Physics Lab **Code : 18PHYL16/26**

The student has to perform **TWO** experiments during the practical examination of **THREE** hours duration. The scheme of valuation shall be as follows.

Sl. No.	Description	Max.Marks	**Part:A** Marks for **First** experiment	**Part:B** Marks for **Second** experiment
01	Write up: Formula, Tabular column and Circuit diagram/Ray Diagram	**16**	**4+2+2=08**	4+2+2=08
02	Experimental set up/Circuit connection	**10**	**05**	**05**
03	Conduction and reading	**40**	**20**	**20**
04	Graph, Calculations, Results and accuracy	**20**	**2+4+2+2=10**	2+4+2+2=10
06	Viva-Voce	**14**	**07**	**07**
Total		**100**	**50**	**50**

Note: The student is required to obtain a minimum of 40 % Marks in the practical examination to pass.

BASIC ELECTRICAL ENGINEERING LABORATORY

Semester	**: I/II**	**CIE Marks**	**: 40**
Course Code	**: 18ELEL17/27**	**SEE Marks**	**: 60**
Teaching Hours/week (L:T:P)	**: 0:0:2**	**Exam Hours**	**: 03**
	Credits : 01		

Course Objectives:

- To provide exposure to common electrical components such as Resistors, capacitors and inductors, types of wires and measuring instruments.
- To measure power and power factor measurement of different types of lamps and three phase circuits.
- To explain measurement of impedance for R-L and R-C circuits.
- To determine power consumed in a 3 phase load.
- To determine earth resistance and explain methods of controlling a lamp from different places.

Orientation class for an exposure to:

- Resistors, capacitors, inductors, rheostats,diodes, transistors,types of wires, measuring instruments – voltmeter, ammeter, wattmeter, multi-meter, Regulated power supply, Function generator, oscilloscope, transformer, dc motor, synchronous generator, three phase induction motor etc.
- Basic safety precautions while dealing with electricity.

LIST OF EXPERIMENTS

1. Verification of KCL and KVL for DC circuits.
2. Measurement of current, power and power factor ofincandescent lamp, fluorescent lamp, and LED lamp.
3. Measurement of resistance and inductance of a choke coil using 3 voltmeter method.
4. Determination of phase and line quantities in three phase star and delta connected loads.
5. Measurement of three phase power using two wattmeter method.
6. Two way and three way control of lamp and formation of truth table.
7. Measurement of earth resistance.
8. Study of effect of open and short circuit in simple circuits.

Demonstration Experiments (for CIE only):

1. Demonstration of fuse and MCB separately by creating a fault.
2. Demonstration of cut-out sections of electrical machines (DC machines, Induction machines and synchronous machines).
3. Understanding ac and dc supply. Use of tester and test lamp to ascertain the healthy status of mains.
4. Understanding of UPS.

Revised Bloom's Taxonomy Levels L_1- Remembering, L_2- Understanding, L_3- Applying, L_4- Analysing

Course Outcomes:

At the end of the course the student will be able to:

- Identify the common electrical components and measuring instruments used for conducting experiments in the electrical laboratory.
- Compare power factor of lamps.
- Determine impedance of an electrical circuit and power consumed in a 3 phase load.
- Determine earth resistance and understand two way and three way control of lamps.

Graduate Attributes (As per NBA): Engineering Knowledge, Problem Analysis, Individual and Team work, Communication

Conduct of Practical Examination:

1. All laboratory experiments are to be included for practical examination.
2. Breakup of marks and the instructions printed on the cover page of answer script to be strictly adhered by the examiners.
3. Students can pick one experiment from the questions lot prepared by the examiners.
4. Change of experiment is allowed only once and 15% Marks allotted to the procedure part shall be made zero.

TECHNICAL ENGLISH - I

Semester	**: I**	**CIE Marks**	**: 40**
Course Code	**: 18EGH18**	**SEE Marks**	**: 60**
Teaching Hours/week (L:T:P)	**: 0:2:0**	**Exam Hours**	**: 03**
	Credits : 01		

Course Learning Objectives:

The course Technical English – I will enable the students ,

- To impart basic English grammar and essentials of language skills
- To train to identify the nuances of phonetics, intonation and enhance pronunciation skills
- To enhance with English vocabulary and language proficiency

Language Lab

For augment LSRW and GV skills (Listening, Speaking, Reading, Writing and Grammar, Vocabulary) through tests, activities, exercises etc., comprehensive web-based learning and assessment systems can be referred.

Module - I

Introduction to Technical Communication

Fundamentals of Technical Communication Skills, Barriers to Effective Communication, Different styles in Technical Communication. Interpersonal Communication Skills, How to improve Interpersonal Communication Skills, Developing Interpersonal Skills.

Grammar : Basic English Grammar and Parts of Speech - Nouns, Pronouns, Adjectives, Verbs, Adverbs, Preposition, Articles, Conjunctions.

(RBT Levels : L1, L2 & L3)

Module - II

Introduction to Listening Skills and Phonetics – I

Introduction to Phonetics, Sounds Mispronounced, Silent and Non silent Letters, Homophones and Homonyms, Aspiration, Pronunciation of 'The', words ending 'age', some plural forms.

Articles: Use of Articles – Indefinite and Definite Articles.

(RBT Levels : L1, L2 & L3)

Module - III

Developing Listening Skills (Phonetics and Vocabulary Building) - II

Speech Sounds: Vowels and Consonants - Exercises on it. Preposition, kinds of Preposition and Prepositions often Confused. Word Accent – Rules for Word Accent, Stress Shift, Question Tags, Question Tags for Assertive Sentences(Statements) – Some Exceptions in Question Tags and Exercises, One Word Substitutes and Exercises.

Vocabulary – Synonyms and Antonyms, Exercises on it.

(RBT Levels : L1, L2 & L3)

Module - IV

Speaking Skills (Grammar and Vocabulary) – I

Syllables, Structures, Strong and Weak forms of words, Words formation - Prefixes and Suffixes (Vocabulary), Contractions and Abbreviations.

Spelling Rules and Words often Misspelt – Exercises on it. Word Pairs (Minimal Pairs) – Exercises, The Sequence of Tenses (Rules in use of Tenses) and Exercises on it. **(RBT Levels : L1, L2 & L3)**

Module - V

Speaking Skills (Grammar and Vocabulary) – II

Extempore/Public Speaking, Difference between Extempore/Public Speaking, and Guidelines for Practice.

Mother Tongue Influence(MTI) – South Indian Speakers, Various Techniques for Neutralisation of Mother Tongue Influence – Exercises, Listening Comprehension – Exercises. Information Transfer : Oral Presentation - Examples. Common Errors in Pronunciation.

(RBT Levels : L1, L2 & L3)

Course Outcomes:

On completion of the course, students will be able to,

CO 1: Use grammatical English and essentials of language skills and identify the nuances of phonetics, intonation and flawless pronunciation

CO 2: Implement English vocabulary at command and language proficiency

CO 3: Identify common errors in spoken and written communication

CO 4: Understand and improve the non verbal communication and kinesics

CO 5: Perform well in campus recruitment, engineering and all other general competitive examinations

Question paper pattern for SEE (Semester end examination)

The SEE question paper will be set for 100 marks and the pattern of the question paper will be objective type (MCQ).

Textbooks

1) **Communication Skills** by Sanjay Kumar and Pushp Lata, Oxford University Press - 2018. **Refer it's workbook** for activities and exercises – "Communication Skills – I (A Workbook)" published by Oxford University Press – 2018.

2) **English Language Communication Skills (Lab Manual cum Workbook),** Cengage learning India Pvt Limited [Latest Revised Edition] – 2018.

Reference Books

1) **English for Technical Communication** by N.P.Sudharshana and C.Savitha, Cambridge University Press – 2016.
2) **Technical Communication** by Gajendra Singh Chauhan and Et al, Cengage learning India Pvt Limited [Latest Revised Edition] - 2018.
3) **Practical English Usage** by Michael Swan, Oxford University Press – 2016.
4) **High School English Grammar & Composition** by Wren and Martin, S Chandh & Company Ltd – 2015.
5) **Effective Technical Communication** – Second Edition by M. Ashraf Rizvi, McGraw Hill Education (India) Private Limited – 2018.

ADVANCED CALCULUS AND NUMERICAL METHODS

Semester	**: II**	**CIE Marks**	**: 40**
Course Code	**: 18MAT21**	**SEE Marks**	**: 60**
Teaching Hours/week (L:T:P)	**: 3:2:0**	**Exam Hours**	**: 03**
	Credits : 04		

Course Learning Objectives: This course viz., Advanced Calculus and Numerical Methods (**18MAT21**) aims to prepare the students:

- To familiarize the important tools of vector calculus, ordinary/partial differential equations and power series required to analyze the engineering problems.
- To apply the knowledge of interpolation/extrapolation and numerical integration technique whenever analytical methods fail or very complicated, to offer solutions.

MODULE-I

Vector Calculus:-

Vector Differentiation: Scalar and vector fields. Gradient, directional derivative; curl and divergence-physical interpretation; solenoidal and irrotational vector fields- Illustrative problems.

Vector Integration: Line integrals, Theorems of Green, Gauss and Stokes (without proof). Applications to work done by a force and flux.

(RBT Levels : L1 & L2)

MODULE-II

Differential Equations of higher order:- Second order linear ODE's with constant coefficients-Inverse differential operators, method of variation of parameters; Cauchy's and Legendre homogeneous equations. Applications to oscillations of a spring and L-C-R circuits.

(RBT Levels : L1, L2 & L3)

MODULE-III

Partial Differential Equations(PDE's):- Formation of PDE's by elimination of arbitrary constants and functions. Solution of non-homogeneous PDE by direct integration. Homogeneous PDEs involving derivative with respect to one independent variable only. Solution of Lagrange's linear PDE. Derivation of one dimensional heat and wave equations and solutions by the method of separation of variables. **(RBT Levels : L1, L2 & L3)**

MODULE-IV

Infinite Series:- Series of positive terms- convergence and divergence. Cauchy's root test and D'Alembert's ratio test(without proof)- Illustrative examples.

Power Series solutions:- Series solution of Bessel's differential equation leading to *Jn(x)*- Bessel's function of first kind-orthogonality. Series solution of Legendre's differential equation leading to *Pn(x)*-Legendre polynomials. Rodrigue's formula (without proof), problems.

(RBT Levels : L1 & L2)

MODULE-V

Numerical Methods:

Finite differences. Interpolation/extrapolation using Newton's forward and backward difference formulae, Newton's divided difference and Lagrange's formulae (All formulae without proof). Solution of polynomial and transcendental equations – Newton-Raphson and Regula-Falsi methods(only formulae)- Illustrative examples.

Numerical integration: Simpson's $(1/3)^{rd}$ and $(3/8)^{th}$ rules, Weddle's rule (without proof) –Problems. **(RBT Levels : L1, L2 & L3)**

Textbooks:

1. **B.S. Grewal:** Higher Engineering Mathematics, Khanna Publishers, 43rd Ed., 2015.
2. **E. Kreyszig:** Advanced Engineering Mathematics, John Wiley & Sons, 10th Ed.(Reprint), 2016.

Reference books:

1. **C.Ray Wylie, Louis C.Barrett :** "Advanced Engineering Mathematics", 6th Edition, 2. McGraw-Hill Book Co., New York, 1995.
2. **James Stewart :** "Calculus –Early Transcendentals", Cengage Learning India Private Ltd., 2017.
3. **B.V.Ramana:** "Higher Engineering Mathematics" 11th Edition, Tata McGraw-Hill, 2010.
4. **Srimanta Pal & Subobh C Bhunia:** "Engineering Mathematics", Oxford University Press, 3rd Reprint, 2016.
5. **Gupta C.B., Singh S.R. and Mukesh Kumar:** "Engineering Mathematics for Semester I & II", Mc-Graw Hill Education (India) Pvt.Ltd., 2015.

Web links and Video Lectures:

1. http://nptel.ac.in/courses.php?disciplineID=111
2. http://www.class-central.com/subject/math(MOOCs)
3. http://academicearth.org/
4. VTU EDUSAT PROGRAMME - 20

Course Outcomes: On completion of this course, students are able to:

CO1 : Illustrate the applications of multivariate calculus to understand the solenoidal and irrotational vectors and also exhibit the inter dependence of line, surface and volume integrals.

CO2 : Demonstrate various physical models through higher order differential equations and solve such linear ordinary differential equations.

Co3 : Construct a variety of partial differential equations and solution by exact methods/method of separation of variables.

CO4 : Explain the applications of infinite series and obtain series solution of ordinary differential equations.

Co5 : Apply the knowledge of numerical methods in the modeling of various physical and engineering phenomena.

Question Paper Pattern:

- **The SEE question paper will be set for 100 marks and the marks scored will be proportionately reduced to 60.**
- The question paper will have ten full questions carrying equal marks.
- Each full question carries 20 marks.
- There will be two full questions (with a maximum of four sub questions) from each module.
- Each full question will have sub questions covering all the topics under a module.
- The students will have to answer five full questions, selecting one full question from each module.

ENGINEERING CHEMISTRY

Semester	**: I/II**	**CIE Marks**	**: 40**
Course Code	**: 18CHE12/22**	**SEE Marks**	**: 60**
Teaching Hours/week (L:T:P)	**: 3:2:0**	**Exam Hours**	**: 03**
	Credits : 04		

Course Learning Objectives:

This course **(18CHE12/22)** will enable students to

- Master the basic knowledge of engineering chemistry for building technical competence in industries, research and development.
- To develop knowledge in the fields of use of free energy in chemical equilibrium, electrochemistry and energy storage systems, Corrosion and metal finishing.
- To understand the importance of energy systems, environmental pollution, waste management, water chemistry, Instrumental methods of analysis and Nanomaterials.

MODULE-I

Electrochemistry and Energy storage systems

Use of free energy in chemical equilibria: Thermodynamic functions: Definitions of free energy and entropy. Cell potential, derivation of Nernst equation for single electrode potential, numerical problems on E, E0, and Ecell

Electrochemical energy systems: Reference electrodes: Introduction, construction, working and applications of Calomel electrode. Ion-selective electrode – Definition, construction and principle of Glass electrode and determination of pH using glass electrode. Electrolyte concentration cells, numerical problems

Energy storage systems: Introduction, classification - primary, secondary and reserve batteries. Construction, working and applications of Ni-MH and Li-ion batteries

(RBT Levels: L3)

MODULE-II

Corrosion and Metal finishing

Corrosion: Introduction, Electrochemical theory of corrosion, Factors affecting the rate of corrosion: ratio of anodic to cathodic areas, nature of corrosion product, nature of medium – pH, conductivity and temperature. Types of corrosion - Differential metal and differential aeration - pitting and water line). Corrosion control: Anodizing – Anodizing of aluminium, Cathodic protection - sacrificial anode and impressed current methods, Metal coatings – Galvanization

Metal finishing: Introduction, Technological importance. Electroplating: Introduction, principles governing electroplating-Polarization, decomposition potential and overvoltage. Electroplating of chromium (hard and decorative). Electroless plating: Introduction, electroless plating of nickel & copper, distinction between electroplating and electroless plating processes

(RBT Levels: L1 & L2)

MODULE-III

Energy Systems

Chemical Fuels: Introduction, classification, definitions of CV, LCV, and HCV, determination of calorific value of solid/liquid fuel using bomb calorimeter, numerical problems. Knocking of petrol engine – Definition, mechanism, ill effects and prevention. Power alcohol, unleaded petrol and biodiesel

Fuel Cells: Introduction, differences between conventional cell and fuel cell, limitations & advantages. Construction, working & applications of methanol-oxygen fuel cell with H_2SO_4 electrolyte, and solid oxide fuel cell (SOFCs)

Solar Energy: Photovoltaic cells- introduction, construction and working of a typical PV cell, Preparation of solar grade silicon by Union Carbide Process/Method. Advantages & disadvantages of PV cells

MODULE - IV

Environmental Pollution and Water Chemistry

Environmental Pollution: Air pollutants: Sources, effects and control of primary air pollutants: Carbon monoxide, Oxides of nitrogen and sulphur, hydrocarbons, Particulate matter, Carbon monoxide, Mercury and Lead. Secondary air pollutant: Ozone, Ozone depletion

Waste Management: Solid waste, e-waste & biomedical waste: Sources, characteristics & disposal methods (Scientific land filling, composting, recycling and reuse)

Water Chemistry: Introduction, sources and impurities of water; boiler feed water, boiler troubles with disadvantages -scale and sludge formation, boiler corrosion (due to dissolved O_2, CO_2 and MgC_{12}). Sources of water pollution, Sewage, Definitions of Biological oxygen demand (BOD) and Chemical Oxygen Demand (COD), determination of COD, numerical problems on COD. Chemical analysis of water: Sulphates (gravimetry) and Fluorides (colorimetry). Sewage treatment: Primary, secondary (activated sludge) and tertiary methods. Softening of water by ion exchange process. Desalination of sea water by reverse osmosis

(RBT Levels: L3)

Module V

Instrumental methods of analysis and Nanomaterials

Instrumental methods of analysis: Theory, Instrumentation and applications of Colorimetry, Flame Photometry, Atomic Absorption Spectroscopy, Potentiometry, Conductometry (Strong acid with a strong base, weak acid with a strong base, mixture of strong acid and a weak acid with a strong base)

Nanomaterials: Introduction, size dependent properties (Surface area, Electrical, Optical, Catalytic and Thermal properties). Synthesis of nanomaterials: Top down and bottom up approaches, Synthesis by Sol-gel, precipitation and chemical vapour deposition, Nanoscale materials: Fullerenes, Carbon nanotubes and graphenes – properties and applications

(RBT Levels: L1 & L2)

Course Outcomes: On completion of this course, students will have knowledge in:

CO1 : Use of free energy in equilibria, rationalize bulk properties and processes using thermodynamic considerations, electrochemical
energy systems.

CO2 : Causes & effects of corrosion of metals and control of corrosion. Modification of surface properties of metals to develop resistance to corrosion, wear, tear, impact etc. by electroplating and electroless plating.

CO3 : Production & consumption of energy for industrialization of country and living standards of people. Electrochemical and concentration cells. Classical, modern batteries and fuel cells. Utilization of solar energy for different useful forms of energy.

CO4 : Environmental pollution, waste management and water chemistry.

CO5 : Different techniques of instrumental methods of analysis. Fundamental principles of nano materials.

Question Paper Pattern:

- **The SEE question paper will be set for 100 marks and the marks scored by the student will be proportionately reduced to 60.**
- The question paper will have **ten** full questions carrying equal marks.
- Each full question carries **20** marks.
- There will be **two** full questions (with a **maximum** of **three** sub questions) from each module.
- Each full question will have sub question covering all the topics under a module.
- The students will have to answer **five** full questions, selecting **one** full question from each module.

Textbooks:

1. P.C. Jain & Monica Jain. **"Engineering Chemistry"**, Dhanpat Rai Publications, New Delhi (2015- Edition).
2. S. S. Dara, A textbook of Engineering Chemistry, 10th Edition, S Chand & Co., Ltd., New Delhi, 2014.
3. Physical Chemistry, by P. W. Atkins, Oxford Publications (Eighth edition-2006).

Reference books:

1. O.G. Palanna, **"Engineering Chemistry"**, Tata McGraw Hill Education Pvt. Ltd. New Delhi, Fourth Reprint (2015- Edition).
2. R.V. Gadag & A. Nityananda Shetty., **"Engineering Chemistry"**, I K International Publishing House Private Ltd. New Delhi (2015- Edition).
3. **"Wiley Engineering Chemistry"**, Wiley India Pvt. Ltd. New Delhi. Second Edition-2013.
4. B. Jaiprakash, R. Venugopal, Sivakumaraiah and Pushpa Iyengar, Chemistry for Engineering Students, Subhash Publications, Bengaluru, (2015- Edition).

C PROGRAMMING FOR PROBLEM SOLVING

Semester	**: I/II**	**CIE Marks**	**: 40**
Course Code	**: 18CPS13/23**	**SEE Marks**	**: 60**
Teaching Hours/week (L:T:P)	**: 2:2:0**	**Exam Hours**	**: 03**
	Credits : 03		

Course Learning Objectives:

This course **(18CPS13/23)** will enable students to:

- Familiarize with writing of algorithms, fundamentals of C and philosophy of problem solving.
- Implement different programming constructs and decomposition of problems into functions.
- Use and implement data structures like arrays and structures to obtain solutions.
- Define and use of pointers with simple applications.

MODULE-I

Introduction to computer Hardware and software: Computer generations, computer types, bits, bytes and words, CPU, Primary memory, Secondary memory, ports and connections, input devices, output devices, Computers in a network, Network hardware, Software basics, software types.

Overview of C: Basic structure of C program, executing a C program. Constant, variable and data types, Operators and expressions,

(RBT Levels : L1 & L2)

MODULE 2

Managing Input and output operations. Conditional Branching and Loops. Example programs, Finding roots of a quadratic equation, computation of binomial coefficients, plotting of Pascals triangle.

(RBT Levels : L1 & L2)

MODULE 3

Arrays: Arrays (1-D, 2-D), Character arrays and Strings, Basic Algorithms: Searching and Sorting Algorithms (Linear search, Binary search, Bubble sort and Selection sort).

(RBT Levels : L1, L2 & L3)

MODULE 4

User Defined Functions and Recursion.

Example programs, Finding Factorial of a positive integers and Fibonacci series.

(RBT Levels : L1, L2 & L3)

MODULE 5

Structure and Pointers, Preprocessor Directives

(RBT Levels : L1, L2 & L3)

Course Outcomes:

The student will be able to :

- Illustrate simple algorithms from the different domains such as mathematics, physics, etc.
- Construct a programming solution to the given problem using C.
- Identify and correct the syntax and logical errors in C programs.
- Modularize the given problem using functions and structures.

Question Paper Pattern:

- The question paper will have ten questions.
- Each full Question consisting of 20 marks
- There will be 2 full questions (with a maximum of four sub questions) from each module.
- Each full question will have sub questions covering all the topics under a module.
- The students will have to answer 5 full questions, selecting one full question from each module.

Textbooks:

1. E. Balaguruswamy, Programming in ANSI C, 7th Edition, Tata McGraw-Hill
2. Brian W. Kernighan and Dennis M. Ritchie, The 'C' Programming Language, Prentice Hall of India.

Reference Books:

1. Sumitabha Das, Computer Fundamentals & C Programming, Mc Graw Hill Education.
2. Gary J Bronson, ANSI C Programming, 4th Edition, Ceneage Learning.
3. Dey and Ghosh, Programming in C, 3rd Edition, Oxford University Press.
4. Vikas Gupta: Computer Concepts and C Programming, Dreamtech Press 2013.
5. R S Bichkar, Programming with C, University Press, 2012.
6. V Rajaraman: Computer Programming in C, PHI, 2013.
7. Basavaraj S. Anami, Shanmukhappa A Angadi, Sunilkumar S. Manvi, Computer Concepts and C Programming: A Holistic Approach to Learning C, Seond edition, PHI India, 2010.

BASIC ELECTRONICS

Semester	**: I/II**	**CIE Marks**	**: 40**
Course Code	**: 18ELN14/24**	**SEE Marks**	**: 60**
Teaching Hours/week (L:T:P)	**: 2:2:0**	**Exam Hours**	**: 03**
	Credits : 03		

Course Objectives:

This course will enable students to:

- Understand characteristics, operation and applications of the diodes, bipolar junction transistors, field effect transistors, SCRs and operational amplifiers in electronic circuits.
- Understand different number systems and working of fundamental building blocks of digital circuits.
- Understand the principle of basic communication system and mobile phones.

MODULE-1

Semiconductor Diodes and Applications:

p-n junction diode, Equivalent circuit of diode, Zener Diode, Zener diode as a voltage regulator, Rectification-Half wave rectifier, Full wave rectifier, Bridge rectifier, Capacitor filter circuit (2.2, 2.3, 2.4 of Text 1).

Photo diode, LED, Photo coupler. (2.7.4, 2.7.5, 2.7.6 of Text 1).

78XX series and 7805 Fixed IC voltage regulator (8.4.4 and 8.4.5 of Text 1).

(RBT Levels : L1, L2 & L3)

MODULE-2

FET and SCR:

Introduction, JFET: Construction and operation, JFET Drain Characteristics and Parameters, JFET Transfer Characteristic, Square law expression for I_D, Input resistance, MOSFET: Depletion and Enhancement type MOSFET-Construction, Operation, Characteristics and Symbols, (refer 7.1, 7.2, 7.4, 7.5 of Text 2), CMOS (4.5 of Text 1).

Silicon Controlled Rectifier (SCR) – Two-transistor model, Switching action, Characteristics, Phase control application (refer 3.4 upto 3.4.5 of Text 1).

(RBT Levels : L1, L2 & L3)

MODULE-3

Operational Amplifiers and Applications:

Introduction to Op-Amp, Op-Amp Input Modes, Op-Amp Parameters-CMRR, Input Offset Voltage and Current, Input Bias Current, Input and Output Impedance, Slew Rate (12.1, 12.2 of Text 2).

Applications of Op-Amp - Inverting amplifier, Non-Inverting amplifier, Summer, Voltage follower, Integrator, Differentiator, Comparator (6.2 of Text 1).

(RBT Levels : L1, L2 & L3)

MODULE-4

BJT Applications, Feedback Amplifiers and Oscillators:

BJT as an amplifier, BJT as a switch, Transistor switch circuit to switch ON/OFF an LED and a lamp in a power circuit using a relay (refer 4.4 and 4.5 of Text 2).
Feedback Amplifiers – Principle, Properties and advantages of Negative Feedback, Types of feedback, Voltage series feedback, Gain stability with feedback (7.1-7.3 of Text 1).
Oscillators – Barkhaunsen's criteria for oscillation, RC Phase Shift oscillator, Wien Bridge oscillator (7.7-7.9 of Text 1).
IC 555 Timer and Astable Oscillator using IC 555 (17.2 and 17.3 of Text 1).

(RBT Levels : L1, L2 & L3)

MODULE-5

Digital Electronics Fundamentals:

Difference between analog and digital signals, Number System-Binary, Hexadecimal, Conversion- Decimal to binary, Hexadecimal to decimal and vice-versa, Boolean algebra, Basic and Universal Gates, Half and Full adder, Multiplexer, Decoder, SR and JK flip-flops, Shift register, 3 bit Ripple Counter (refer 10.1-10.7 of Text 1).
Basic Communication system, Principle of operations of Mobile phone (refer 18.2 and 18.18 of Text 1).

(RBT Levels : L1 & L2)

Course Outcomes:

After studying this course, students will be able to:

- Describe the operation of diodes, BJT, FET and Operational Amplifiers.
- Design and explain the construction of rectifiers, regulators, amplifiers and oscillators.
- Describe general operating principles of SCRs and its application.
- Explain the working and design of Fixed voltage IC regulator using 7805 and Astable oscillator using Timer IC 555.
- Explain the different number system and their conversions and construct simple combinational and sequential logic circuits using Flip-Flops.
- Describe the basic principle of operation of communication system and mobile phones.

Proposed Activities to be carried out for 10 marks of CIE:

Students should construct and make the demo of the following circuits in a group of 3/4 students:

1. +5V power supply unit using Bridge rectifier, Capacitor filter and IC 7805.
2. To switch on/off an LED using a Diode in forward/reverse bias using a battery cell.
3. Transistor switch circuit to operate a relay which switches off/on an LED.
4. IC 741 Integrator circuit/ Comparator circuit.
5. To operate a small loud speaker by generating oscillations using IC 555.

Question paper pattern:

- Examination will be conducted for 100 marks with question paper containing 10 full questions, each of 20 marks.
- Each full question can have a maximum of 4 sub questions.
- There will be 2 full questions from each module covering all the topics of the module.
- Students will have to answer 5 full questions, selecting one full question from each module.
- The total marks will be proportionally reduced to 60 marks as SEE marks is 60.

Textbooks:

1. D.P.Kothari, I.J.Nagarath, "Basic Electronics", 2nd edn, Mc Graw Hill, 2018.
2. Thomas L. Floyd, "Electronic Devices", Pearson Education, 9th edition, 2012.

Reference Books:

1. D.P.Kothari, I.J.Nagarath, "Basic Electronics", 1st edn, Mc Graw Hill, 2014.
2. Boylestad, Nashelskey, "Electronic Devices and Circuit Theory", Pearson Education, 9th Edition, 2007/11th edition, 2013.
3. David A. Bell, "Electronic Devices and Circuits", Oxford University Press, 5th Edition, 2008.
4. Muhammad H. Rashid, "Electronics Devices and Circuits", Cengage Learning, 2014.

ELEMENTS OF MECHANICAL ENGINEERING

Semester	**: I/II**	**CIE Marks**	**: 40**
Course Code	**: 18ME15/25**	**SEE Marks**	**: 60**
Teaching Hours/week (L:T:P)	**: 2:2:0**	**Exam Hours**	**: 03**
	Credits : 03		

Course Objectives:

This course **(18ME15/25)** will enable students to

CLO1 Learn the fundamental concepts of energy, its sources and conversion.
CLO2 Comprehend the basic concepts of thermodynamics.
CLO3 Understand the concepts of boilers, turbines, pumps, internal combustion engines and refrigeration
CLO4 Distinguish different metal joining techniques.
CLO5 Enumerate the knowledge of working with conventional machine tools, their specifications.

MODULE-1

Sources of Energy : Introduction and application of energy sources like fossil fuels, hydel, solar, wind, nuclear fuels and bio-fuels; environmental issues like global warming and ozone depletion.

Basic concepts of Thermodynamics: Introduction, states, concept of work, heat, temperature; Zeroth, 1st, 2nd and 3rd laws of thermodynamics. Concept of internal energy, enthalpy and entropy (simple numericals).

Steam: Formation of steam and thermodynamic properties of steam (simple numericals).

(RBT : L1, L2 & L3)

MODULE-II

Boilers: Introduction to boilers, classification, Lancashire boiler, Babcock and Wilcox boiler. Introduction to boiler mountings and accessories (no sketches).

Turbines: Hydraulic Turbines – Classification and specification, Principles and operation of Pelton wheel turbine, Francis turbine and Kaplan turbine (elementary treatment only).

Hydraulic Pumps: Introduction, classification and specification of pumps, reciprocating pump and centrifugal pump, concept of cavitation and priming.

(RBT: L1, L2 & L3)

MODULE – III

Internal Combustion Engines

Classification, I.C. Engines parts, 2 and 4 stroke petrol and 4-stroke diesel engines. P-V diagrams of Otto and Diesel cycles. Simple problems on indicated power, brake power, indicated thermal efficiency, brake thermal efficiency, mechanical efficiency and specific fuel consumption.

Refrigeration and Air conditioning

Refrigeration - Definitions - Refrigerating effect, Ton of Refrigeration, Ice making capacity, COP, relative COP, Unit of Refrigeration. Refrigerants, Properties of refrigerants, List of commonly used refrigerants. Principle and working of vapor compression refrigeration and vapor absorption refrigeration. Domestic refrigerator. Principles and applications of air conditioners, window and split air conditioners.

(RBT Levels : L1, L2 & L3)

MODULE IV

Properties, Composition and Industrial Applications of engineering materials

Metals – Ferrous: cast iron, tool steels and stainless steels and nonferrous: aluminum, brass, bronze. Polymers - Thermoplastics and thermosetting polymers. Ceramics - Glass, optical fiber glass, cermets. Composites - Fiber reinforced composites, Metal Matrix Composites Smart materials – Piezoelectric materials, shape memory alloys, semiconductors and insulators.

Joining Processes: Soldering, Brazing and Welding

Definitions. Classification and methods of soldering, brazing and welding. Brief description of arc welding, oxy-acetylene welding, TIG welding, and MIG welding.

Belt drives

Open & crossed belt drives, Definitions -slip, creep, velocity ratio, derivations for length of belt in open and crossed belt drive, ratio of tension in flat belt drives, advantages and disadvantages of V belts and timing belts, simple numerical problems.

Gear drives

Types–spur, helical, bevel, worm and rack and pinion. Velocity ratio, advantages and disadvantages over belt drives, simple numerical problems on velocity ratio.

(RBT Levels : L1, L2 & L3)

MODULE-V

Lathe - Principle of working of a center lathe. Parts of a lathe. Operations on lathe - Turning, Facing, Knurling, Thread Cutting, Drilling, Taper turning by Tailstock offset method and Compound slide swiveling method, Specification of Lathe.

Milling Machine - Principle of milling, types of milling machines. Working of horizontal and vertical milling machines. Milling processes - plane milling, end milling, slot milling, angular milling, form milling, straddle milling, and gang milling.

(Layout sketches of the above machines need not be dealt. Sketches need to be used only for explaining the operations performed on the machines)

Introduction to Advanced Manufacturing Systems

Computer Numerical Control (CNC): Introduction, components of CNC, open loop and closed loop systems, advantages of CNC, CNC Machining centers and Turning centers.

Robots: Robot anatomy, joints and links, common robot configurations.

Applications of Robots in material handling, processing and assembly and inspection.

(RBT Levels : L1, L2 & L3)

Course Outcomes:

Upon completion of this course, students will be able to

CO1 Identify different sources of energy and their conversion process.

CO2 Explain the working principle of hydraulic turbines, pumps, IC engines and refrigeration.

CO3 Recognize various metal joining processes and power transmission elements.

CO4 Understand the properties of common engineering materials and their applications in engineering industry.

CO5 Discuss the working of conventional machine tools, machining processes, tools and accessories.

CO6 Describe the advanced manufacturing systems.

Question paper pattern:

- **The SEE question paper will be set for 100 marks and the marks scored will be proportionately reduced to 60.**
- The question paper will have **ten** full questions carrying equal marks.
- Each full question consisting of **20** marks.
- There will be **two** full questions (with a **maximum** of **three** sub questions) from each module.
- Each full question will have sub question covering all the topics under a module.
- The students will have to answer **five** full questions, selecting **one** full question from each module.

Note

- To illustrate the concepts of operations of turbines, pumps, conventional machines like lathe, drilling, milling, grinding etc., the instructions should be blended with video presentations and visit to the laboratories/ machine shop concerned.
- Demonstration of soldering, brazing and welding should be arranged in the workshop.
- To illustrate the fundamentals of CNC machining and turning centers and robots, video presentations should be adapted in addition to class room instructions.
- The boiler mountings and accessories should be shown in the engine lab.

- Assignments should be submitted by students on materials, sources of energy, global warming, welding processes, robots and their applications. These assignments should be given due credit in awarding CIE marks.

Textbooks :

1. **Elements of Mechanical Engineering,** K. R. Gopalakrishna, Subhas Publications, Bangalore, 2008.
2. **Elements of Mechanical Engineering,** Vol.-1 & 2, Hajra Choudhury, Media Promoters, New Delhi, 2001.
3. **A Text Book of Elements of Mechanical Engineering",** S. Trymbaka Murthy, 3rd revised edition 2006, I .K. International Publishing House Pvt. Ltd., New Delhi.

Reference Books :

1. **Elements of Mechanical Engineering,** R.K. Rajput, Firewall Media, 2005.
2. **Elements of Mechanical Engineering,** Dr. A. S. Ravindra, Best Publications, 7th edition, 2009.
3. **CAD/CAM/CIM,** Dr. P Radhakrishnan, 3rd edition, New Age International Publishers, New Delhi.
4. **Introduction to Robotics: Mechanics And Control,** Craig, J. J., 2nd Ed.Addison-Wesley Publishing Company, Readong, MA, 1989.
5. **Introduction to Engineering Materials",** B.K. Agrawal ,Tata McGraHill Publication, New Delhi.
6. **Thermal Science and Engineering",** Dr. D.S. Kumar, S.K. Kataria & sons Publication, New Delhi.

ENGINEERING CHEMISTRY LABORATORY

Semester	**: I/II**	**CIE Marks**	**: 40**
Course Code	**: 18CHEL16/26**	**SEE Marks**	**: 60**
Teaching Hours/week (L:T:P)	**: 0:0:2**	**Exam Hours**	**: 03**
	Credits : 01		

Course Objectives:

To provide students with practical knowledge of

- Quantitative analysis of materials by classical methods of analysis.
- Instrumental methods for developing experimental skills in building technical competence.

Instrumental Experiments

1. Potentiometric estimation of FAS using standard $K_2Cr_2O_7$ solution.
2. Conductometric estimation of acid mixture.
3. Determination of Viscosity co-efficient of the given liquid using Ostwald's viscometer.
4. Colorimetric estimation of Copper.
5. Determination of pKa of the given weak acid using pH meter.
6. Flame photometric estimation of sodium and potassium.

Volumetric Experiments

1. Estimation of Total hardness of water by EDTA complexometric method.
2. Estimation of CaO in cement solution by rapid EDTA method.
3. Determination of percentage of Copper in brass using standard sodium thiosulphate solution.
4. Determination of COD of waste water.
5. Estimation of Iron in haematite ore solution using standard $K_2Cr_2O_7$ solution by external indicator method.
6. Estimation of percentage of available chlorine in the given sample of bleaching powder (Iodometric method)

Course Outcomes:

On completion of this course, students will have the knowledge in,

CO1: Handling different types of instruments for analysis of materials using small quantities of materials involved for quick and accurate results.

CO2: Carrying out different types of titrations for estimation of concerned in materials using comparatively more quantities of materials involved for good results.

Conduction of Practical Examination :

1. Examination shall be conducted for 100 marks, later reduced to 60 marks.
2. All experiments are to be included for practical examination.
3. One instrumental and another volumetric experiment shall be set.
4. Different experiments shall be set under instrumental and a common experiment under volumetric.

Reference Books :

1. G.H. Jeffery, J. Bassett, J. Mendham and R.C. Denney, "Vogel's Text Book of Quantitative Chemical Analysis".
2. O.P. Vermani & Narula, "Theory and Practice in Applied Chemistry", New Age International Publishers.
3. Gary D. Christian, "Analytical chemistry", 6th Edition, Wiley India.

C PROGRAMMING LABORATORY

Semester	**: I/II**	**CIE Marks**	**: 40**
Course Code	**: 18CPL17/27**	**SEE Marks**	**: 60**
Teaching Hours/week (L:T:P)	**: 0:0:2**	**Exam Hours**	**: 03**
	Credits : 01		

Course Learning Objectives:

This course **(18CPL17/27)** will enable students to:

- Write flowcharts, algorithms and programs.
- Familiarize the processes of debugging and execution.
- Implement basics of C programming language.
- Illustrate solutions to the laboratory programs.

Descriptions (if any):

- The laboratory should be preceded or followed by a tutorial to explain the approach or algorithm being implemented or implemented for the problems given.
- Note that experiment 1 is mandatory and written in the journal.
- Questions related with experiment 1, need to be asked during viva-voce for all experiments.
- Every experiment should have algorithm and flowchart be written before writing the program.
- Code should be traced using minimum two test cases which should be recorded.
- It is preferred to implement using Linux and GCC.

Laboratory Programs:

1. Familiarization with computer hardware and programming environment, concept of naming the program files, storing, compilation, execution and debugging, taking any simple C- code.

PART A

2. Develop a program to solve simple computational problems using arithmetic expressions and use of each operator leading to simulation of a commercial calculator. (No built-in math function)
3. Develop a program to compute the roots of a quadratic equation by accepting the coefficients. Print appropriate messages.
4. Develop a program to find the reverse of a positive integer and check for palindrome or not. Display appropriate messages.

5. An electricity board charges the following rates for the use of electricity: for the first 200 units 80 paise per unit: for the next 100 units 90 paise per unit: beyond 300 units Rs 1 per unit. All users are charged a minimum of Rs. 100 as meter charge. If the total amount is more than Rs 400, then an additional surcharge of 15% of total amount is charged. Write a program to read the name of the user, number of units consumed and print out the charges.
6. Introduce 1D Array manipulation and implement Binary search.
7. Implement using functions to check whether the given number is prime and display appropriate messages. (No built-in math function)

PART B

8. Develop a program to introduce 2D Array manipulation and implement Matrix multiplication and ensure the rules of multiplication are checked.
9. Develop a Program to compute Sin(x) using Taylor series approximation. Compare your result with the built- in Library function. Print both the results with appropriate messages.
10. Write functions to implement string operations such as compare, concatenate, string length. Convince the parameter passing techniques.
11. Develop a program to sort the given set of N numbers using Bubble sort.
12. Develop a program to find the square root of a given number N and execute for all possible inputs with appropriate messages. Note: Don't use library function sqrt(n).
13. Implement structures to read, write and compute average- marks and the students scoring above and below the average marks for a class of N students.
14. Develop a program using pointers to compute the sum, mean and standard deviation of all elements stored in an array of n real numbers.
15. Implement Recursive functions for Binary to Decimal Conversion.

Laboratory Outcomes:

The student should be able to:

- Write algorithms, flowcharts and program for simple problems.
- Correct syntax and logical errors to execute a program.
- Write iterative and wherever possible recursive programs.
- Demonstrate use of functions, arrays, strings, structures and pointers in problem solving.

Conduct of Practical Examination:

- All laboratory experiments, excluding the first, are to be included for practical examination.
- Experiment distribution
  - o For questions having only one part: Students are allowed to pick one experiment from the lot and are given equal opportunity.

- o For questions having part A and B: Students are allowed to pick one experiment from part A and one experiment from part B and are given equal opportunity.
- Strictly follow the instructions as printed on the cover page of answer script for breakup of marks
- Change of experiment is allowed only once and marks allotted for procedure part to be made zero.
- Marks Distribution (Subjected to change in accordance with university regulations)

a) For questions having only one part – Procedure + Execution + Viva-Voce: 15+70+15 = 100 Marks

b) For questions having part A and B

i. Part A – Procedure + Execution + Viva = 4 + 21 + 5 = 30 Marks

ii. Part B – Procedure + Execution + Viva = 10 + 49+ 11 = 70 Marks

TECHNICAL ENGLISH - II

Semester	**: II**	**CIE Marks**	**: 40**
Course Code	**: 18EGH28**	**SEE Marks**	**: 60**
Teaching Hours/week (L:T:P)	**: 0:2:0**	**Exam Hours**	**: 03**
	Credits : 01		

Course Objectives:

The course Technical English – II will enable the students,

- To implement English vocabulary at command and ensure language proficiency
- To Achieve better Technical writing and Presentation skills
- Identify the common errors in speaking and writing English
- Acquire Employment and Workplace communication skills

Language Lab

For augment LSRW and GV skills (Listening, Speaking, Reading, Writing and Grammar, Vocabulary) through tests, activities, exercises etc., comprehensive web-based learning and assessment systems can be referred.

Module - I

Identifying Common Errors in Writing and Speaking English

Subject Verb Agreement (Concord Rules with Exercises), Common errors in Subject-verb agreement, Noun-pronoun agreement, Adjective, Adverb, Verb, Sequence of Tenses, Misplaced modifiers, Articles and Prepositions, Common errors in Conjunctions, Word Order, Errors due to the Confusion of words, Common errors in the use of Idioms and phrases, Gender, Singular & Plural.

(RBT Levels : L1, L2 & L3)

Module - II

Nature and Style of sensible writing

Organizing Principles of Paragraphs in Documents, Writing Introduction and Conclusion, Importance of Proper Punctuation, The Art of Condensation (Precise writing) and Techniques in Essay writing, Common Errors due to Indianism in English Communication, Redundancies & Clichés.

(RBT Levels : L1, L2 & L3)

Module - III

Technical Reading and Writing Practices

Effective Technical Reading and Writing Practices, Technical Reports writing and Technical Proposals Writing.

Grammar – Voice (Active and Passive Voices) and Reported Speech, Vocabulary – Anologies, Words Confused/Misused, Collocations. The

Listening Comprehension, Spotting Error Exercises, Sentence Improvement Exercises, Cloze Test and Theme Detection Exercises.

(RBT Levels : L1, L2 & L3)

Module - IV

Communication for Employment

Components of a Formal Letter, Formats and Types of Business Letters, Model Letter of Application (Cover Letter) with Resume, Email and Blog Writing, Reading Skills and Reading Comprehension.

(RBT Levels : L1, L2 & L3)

Module - V

Communication at Workplace

Interpersonal Communication Skills, Non-Verbal Communication Skills (Body Language), Group Discussion and Employment Interviews, Presentation skills and Formal Presentations by Students, Dialogues in Various Situations (Practical Sessions by Students).

(RBT Levels : L1, L2 & L3)

Course Outcomes:

On completion of the course, students will be able to,

CO 1: Identify common errors in spoken and written communication
CO 2: Get familiarized with English vocabulary and language proficiency
CO 3: Improve nature and style of sensible writing and acquire employment and workplace communication skills
CO 4: Improve their Technical Communication Skills through Technical Reading and Writing practices
CO 5: Perform well in campus recruitment, engineering and all other general competitive examinations

Question paper pattern :

The SEE question paper will be set for 100 marks and the pattern of the question paper will be objective type (MCQ).

Textbooks :

1. **Technical Communication** by Gajendra Singh Chauhan and Et al, Cengage learning India Pvt Limited [Latest Revised Edition] - 2018.
2. **Communication Skills** by Sanjay Kumar and Pushp Lata, Oxford University Press - 2018. **Refer it's workbook** for activities and exercises – "Communication Skills – II (A Workbook)" published by Oxford University Press – 2018.

Reference Books :

1. **High School English Grammar & Composition** by Wren and Martin, S Chandh & Company Ltd – 2015.
2. **English Language Communication Skills – Lab Manual cum Workbook,** Cengage learning India Pvt Limited [Latest Revised Edition] – 2018.
3. **Technical Communication** – Principles and Practice, Third Edition by Meenakshi Raman and Sangeetha Sharma, Oxford University Press 2017.
4. **Effective Technical Communication** – Second Edition by M Ashraf Rizvi, McGraw Hill Education (India) Private Limited – 2018.
5. **Intermediate Grammar, Usage and Composition** by M.L.Tichoo, A.L.Subramanian, P.R.Subramanian, Orient Black Swan – 2016.

VISVESVARAYA TECHNOLOGICAL UNIVERSITY
BELAGAVI

Scheme of Teaching and Examination and Syllabus
B.E. CIVIL ENGINEERING
(Effective from Academic year 2018-19)

General Notes:

1. Question Paper Pattern for Theory Courses:
   - The question paper will have TEN questions, Each full question carries 20 marks, There will be two full questions (with a maximum of four subquestions) from each module.Each full question will have sub questions covering all the topicsunder a module.
   - Students will have to answer 5 full questions, selecting one fullquestion from each module.
2. The teaching learning process should be as per the Choice Based CreditSystem
3. All Civil Engineering Departments should have a "CIVIL ENGINEERINGMUSEUM" with collections like models,charts, material samples, fixtures and fittings etc. which assist effectiveteaching learning process.
4. The teaching learning process may be planned to develop capabilities,competencies and skills required for career development based on coursebeginning and course end surveys.
5. Course objectives, course outcomes and RBT levels given under eachcourse in the syllabus are indicative/suggestive. The facultycan set them appropriately according to their lesson/ course plan.
6. The course coordinators/teachers/instructors are informed to deliberatein the faculty meeting with module coordinator, program coordinatoralong with the stake holders to develop the respective lesson/ courseplans.
7. The department advisory board may make suitable changes to thecourse objectives, course outcomes according totheir finalized course plans.
8. The faculty should complement the teaching with case studies and fieldvisits wherever required.
9. At least one faculty development program to be conducted to complimentteaching learning process by the department in a year

VISVESVARAYA TECHNOLOGICAL UNIVERSITY, BELAGAVI
Scheme of Teaching and Examination 2018 – 19
Outcome Based Education(OBE) and Choice Based Credit System (CBCS)
(Effective from the academic year 2018 – 19)

Programme: CIVIL ENGINEERING

III SEMESTER

Sl. No	Course and Course Code		Course Title	Teaching Department	Teaching Hours /Week			Examination				Credits
					Theory Lecture	Tutorial	Practical/ Drawing	Duration in hours	CIE Marks	SEE Marks	Total Marks	
					L	T	P					
1	BSC	18MAT31	Transform Calculus, Fourier Series and Numerical Techniques	Mathematics	2	2	--	03	40	60	100	3
2	PCC	18CV32	Strength of Materials	Civil Engg.	3	2	--	03	40	60	100	4
3	PCC	18CV33	Fluid Mechanics	Civil Engg.	3	0	--	03	40	60	100	3
4	PCC	18CV34	Building Materials and Construction	Civil Engg.	3	0	--	03	40	60	100	3
5	PCC	18CV35	Basic Surveying	Civil Engg.	3	0	--	03	40	60	100	3
6	PCC	18CV36	Engineering Geology	Geology	3	0	--	03	40	60	100	3
7	PCC	18CVL37	Computer Aided Building Planning & Drawing	Civil Engg.	--	2	2	03	40	60	100	2
8	PCC	18CVL38	Building Materials Testing Laboratory	Civil Engg.	--	2	2	03	40	60	100	2
9	HSMC	18KVK39	Vyavaharika Kannada (Kannada for communication)/	HSMC	--	2	--	--	100	--	100	1
		OR										
		18KAK39	Aadalitha Kannada (Kannada for Administration)									
		OR										
		18CPC39	Constitution of India, Professional Ethics and Cyber Law		1	--	--	02	40	60		
					Examination is by objective type questions							
				TOTAL	**17**	**08**	**04**	**24**	**420**	**480**	**900**	**24**
					OR	**OR**		**OR**	**OR**	**OR**		
					18	**10**		**26**	**360**	**540**		

Note: BSC: Basic Science, PCC: Professional Core, HSMC: Humanity and Social Science, NCMC: Non-credit mandatory course.

18KVK39Vyavaharika Kannada (Kannada for communication) is for non-Kannada speaking, reading and writing students and 18KAK39 Aadalitha Kannada (Kannada for Administration) is for students who speak, read and write Kannada.

Course prescribed to lateral entry Diploma holders admitted to III semester of Engineering programs

10	NCMC	18MATDIP31	Additional Mathematics - I	Mathematics	02	01	--	03	40	60	100	0

(a)The mandatory non – credit courses Additional Mathematics I and II prescribed for III and IV semesters respectively, to the lateral entry Diploma holders admitted to III semester of BE/B. Tech programs, shall attend the classes during the respective semesters to complete all the formalities of the course and appear for the University examination. In case, any student fails to register for the said course/fails to secure the minimum 40 % of the prescribed CIE marks, he/she shall be deemed to have secured F grade. In such a case, the students have to fulfill the requirements during subsequent semester/s to appear for

SEE.
(b)These Courses shall not be considered for vertical progression, but completion of the courses shall be mandatory for the award of degree.

Courses prescribed to lateral entry B. Sc degree holders admitted to III semester of Engineering programs

Lateral entrant students from B.Sc. Stream, shall clear the non-credit courses Engineering Graphics and Elements of Civil Engineering and Mechanics of the First Year Engineering Programme. These Courses shall not be considered for vertical progression, but completion of the courses shall be mandatory for the award of degree.

AICTE Activity Points to be earned by students admitted to BE/B. Tech/B. Plan day college programme (For more details refer to Chapter 6,AICTE Activity Point Programme, Model Internship Guidelines):

Over and above the academic grades, every Day College regular student admitted to the 4 years Degree programme and every student entering 4 years Degree programme through lateral entry, shall earn 100 and 75 Activity Points respectively for the award of degree through AICTE Activity Point Programme. Students transferred from other Universities to fifth semester are required to earn 50 Activity Points from the year of entry to VTU. The Activity Points earned shall be reflected on the student's eighth semester Grade Card.

The activities can be can be spread over the years, anytime during the semester weekends and holidays, as per the liking and convenience of the student from the year of entry to the programme. However, minimum hours' requirement should be fulfilled. Activity Points (non-credit) have no effect on SGPA/CGPA and shall not be considered for vertical progression.

In case students fail to earn the prescribed activity Points, Eighth semester Grade Card shall be issued only after earning the required activity Points. Students shall be admitted for the award of degree only after the release of the Eighth semester Grade Card.

VISVESVARAYA TECHNOLOGICAL UNIVERSITY, BELAGAVI
Scheme of Teaching and Examination 2018 – 19
Outcome Based Education(OBE) and Choice Based Credit System (CBCS)
(Effective from the academic year 2018 – 19)

Programme: CIVIL ENGINEERING

IV SEMESTER

Sl. No	Course and Course code		Course Title	Teaching Department	Teaching Hours /Week			Examination				Credits
					Theory Lecture	Tutorial	Practical/ Drawing	Duration in hours	CIE Marks	SEE Marks	Total Marks	
					L	T	P					
1	BSC	18MAT41	Complex Analysis, Probability And Statistical Methods	Mathematics	2	2	--	03	40	60	100	3
2	PCC	18CV42	Analysis of Determinate Structures	Civil Engg.	3	2	--	03	40	60	100	4
3	PCC	18CV43	Applied Hydraulics	Civil Engg.	3	0	--	03	40	60	100	3
4	PCC	18CV44	Concrete Technology	Civil Engg.	3	0	--	03	40	60	100	3
5	PCC	18CV45	Advanced Surveying	Civil Engg.	3	0	--	03	40	60	100	3
6	PCC	18CV46	Water Supply & Treatment Engineering	Civil Engg.	3	0	--	03	40	60	100	3
7	PCC	18CVL47	Engineering Geology Laboratory	Geology	--	2	2	03	40	60	100	2
8	PCC	18CVL48	Fluid Mechanics and Hydraulic Machines Laboratory	Civil Engg.	--	2	2	03	40	60	100	2
9	HSMC	18KVK39/49	Vyavaharika Kannada (Kannada for Communication)/	HSMC	--	2	--	--	100	--	100	1
		OR										
		18KAK39/49	Aadalitha Kannada (Kannada for Administration)									
		OR										
		18CPC39/49	Constitution of India, Professional Ethics and Cyber Law		1	--	--	02	40	60		
					Examination is by objective type questions							
				TOTAL	**17**	**08**	**04**	**24**	**420**	**480**	**900**	**24**
					OR	**OR**		**OR**	**OR**	**OR**		
					18	**10**		**26**	**360**	**540**		

Note: BSC: Basic Science, PCC: Professional Core, HSMC: Humanity and Social Science, NCMC: Non-credit mandatory course.

18KVK39/49Vyavaharika Kannada (Kannada for communication) is for non-Kannada speaking, reading and writing students and 18KAK39/49Aadalitha Kannada (Kannada for Administration) is for students who speak, read and write Kannada.

Course prescribed to lateral entry Diploma holders admitted to III semester of Engineering programs

10	NCMC	18MATDIP41	Additional Mathematics - II	Mathematics	02	01	--	03	40	60	100	0

(a)The mandatory non – credit courses Additional Mathematics I and II prescribed for III and IV semesters respectively, to the lateral entry Diploma holders admitted to III semester of BE/B. Tech programs, shall attend the classes during the respective semesters to complete all the formalities of the course and appear for the University examination. In case, any student fails to register for the said course/fails to secure the minimum 40 % of the prescribed CIE marks, he/she shall be deemed to have secured F grade. In such a case, the students have to fulfill the requirements during subsequent semester/s to appear for SEE.

(b)These Courses shall not be considered for vertical progression, but completion of the courses shall be mandatory for the award of degree.
Courses prescribed to lateral entry B. Sc degree holders admitted to III semester of Engineering programs
Lateral entrant students from B.Sc. Stream, shall clear the non-credit courses Engineering Graphics and Elements of Civil Engineering and Mechanics of the First Year Engineering Programme. These Courses shall not be considered for vertical progression, but completion of the courses shall be mandatory for the award of degree.
AICTE activity Points: In case students fail to earn the prescribed activity Points, Eighth semester Grade Card shall be issued only after earning the required activity Points. Students shall be admitted for the award of degree only after the release of the Eighth semester Grade Card.

VISVESVARAYA TECHNOLOGICAL UNIVERSITY, BELAGAVI
Scheme of Teaching and Examination 2018 – 19
Outcome Based Education(OBE) and Choice Based Credit System (CBCS)
(Effective from the academic year 2018 – 19)

Programme: CIVIL ENGINEERING

V SEMESTER

Sl. No	Course and Course code		Course Title	Teaching Department	Teaching Hours /Week			Examination				Credits
					Theory Lecture	Tutorial	Practical/ Drawing	Duration in hours	CIE Marks	SEE Marks	Total Marks	
					L	T	P					
1	HSMC	18CV51	Construction Management & Entrepreneurship	Civil Engg.	2	2	--	03	40	60	100	3
2	PCC	18CV52	Analysis of Indeterminate Structures	Civil Engg.	3	2	--	03	40	60	100	4
3	PCC	18CV53	Design of RC Structural Elements	Civil Engg.	3	2	--	03	40	60	100	4
4	PCC	18CV54	Basic Geotechnical Engineering	Civil Engg.	3	--	--	03	40	60	100	3
5	PCC	18CV55	Municipal Wastewater Engineering	Civil Engg.	3	--	--	03	40	60	100	3
6	PCC	18CV56	Highway Engineering	Civil Engg.	3	--	--	03	40	60	100	3
7	PCC	18CVL57	Surveying Practice	Civil Engg.	--	2	2	03	40	60	100	2
8	PCC	18CVL58	Concrete and Highway Materials Laboratory	Civil Engg.	--	2	2	03	40	60	100	2
9	HSMC	18CIV59	Environmental Studies	Civil/Environmental [Paper setting Board: Civil Engineering]	1	--	--	02	40	60	100	1
				TOTAL	**18**	**10**	**04**	**26**	**360**	**540**	**900**	**25**

Note: PCC: Professional Core, HSMC: Humanity and Social Science.

AICTE activity Points: In case students fail to earn the prescribed activity Points, Eighth semester Grade Card shall be issued only after earning the required activity Points. Students shall be admitted for the award of degree only after the release of the Eighth semester Grade Card.

VISVESVARAYA TECHNOLOGICAL UNIVERSITY, BELAGAVI
Scheme of Teaching and Examination 2018 – 19
Outcome Based Education(OBE) and Choice Based Credit System (CBCS)
(Effective from the academic year 2018 – 19)

Programme: CIVIL ENGINEERING

VI SEMESTER

Sl. No	Course and Course code		Course Title	Teaching Department	Teaching Hours /Week			Examination				Credits
					Theory Lecture	Tutorial	Practical/ Drawing	Duration in hours	CIE Marks	SEE Marks	Total Marks	
					L	T	P					
1	PCC	18CV61	Design of Steel Structural Elements	Civil Engg.	3	2	--	03	40	60	100	4
2	PCC	18CV62	Applied Geotechnical Engineering	Civil Engg.	3	2	--	03	40	60	100	4
3	PCC	18CV63	Hydrology and Irrigation Engineering	Civil Engg.	3	2	--	03	40	60	100	4
4	PEC	18CV64X	Professional Elective -1	Civil Engg.	3	--	--	03	40	60	100	3
5	OEC	18CV65X	Open Elective -A	Civil Engg.	3	--	--	03	40	60	100	3
6	PCC	18CVL66	Software Application Laboratory	Civil Engg.	--	2	2	03	40	60	100	2
7	PCC	18CVL67	Environmental Engineering Laboratory	Civil Engg.	--	2	2	03	40	60	100	2
8	EP	18CVEP68	Extensive Survey project	Civil Engg.	--	2	2	03	40	60	100	2
9	Internship	--	Internship	To be carried out during the vacation/s of VI and VII semesters and /or VII and VIII semesters.								
				TOTAL	**15**	**12**	**06**	**24**	**320**	**480**	**800**	**24**

Note: PCC: Professional core, PEC: Professional Elective, OE: Open Elective, MP: Mini-project.

Professional Elective -1

Course code under18CV64X	
18CV641	Matrix Method of Structural Analysis
18CV642	Solid Waste Management
18CV643	Alternate Building Materials
18CV644	Ground Improvement Techniques
18CV645	Railway, Harbours, Tunnelling & Airports

Open Elective -A

Course code under18CV65X	
18CV651	Remote Sensing & GIS
18CV652	Traffic Engineering
18CV653	Occupational Health & Safety

18CV654	Sustainability Concepts in Civil Engineering

Students can select any one of the open electives offered by other Departments expect those that are offered by the parent Department (Please refer to the list of open electives under 18XX65X).

Selection of an open elective shall not be allowed if,

- The candidate has studied the same course during the previous semesters of the programme.
- The syllabus content of open elective is similar to that of the Departmental core courses or professional electives.
- A similar course, under any category, is prescribed in the higher semesters of the programme.

Registration to electives shall be documented under the guidance of Programme Coordinator/ Advisor/Mentor.

Internship: All the students admitted to III year of BE/B. Tech shall have to undergo mandatory internship of 4 weeks during the vacation of VI and VII semesters and /or VII and VIII semesters. A University examination shall be conducted during VIII semester and the prescribed credit shall be included in VIII semester. Internship shall be considered as a head of passing and shall be considered for the award of degree. Those, who do not take-up/complete the internship shall be declared fail and shall have to complete during subsequent University examination after satisfying the internship requirements.

AICTE activity Points: In case students fail to earn the prescribed activity Points, Eighth semester Grade Card shall be issued only after earning the required activity Points. Students shall be admitted for the award of degree only after the release of the Eighth semester Grade Card.

VISVESVARAYA TECHNOLOGICAL UNIVERSITY, BELAGAVI
Scheme of Teaching and Examination 2018 – 19
Outcome Based Education(OBE) and Choice Based Credit System (CBCS)
(Effective from the academic year 2018 – 19)

Programme: CIVIL ENGINEERING

VII SEMESTER

Sl. No	Course and Course code		Course Title	Teaching Department	Teaching Hours /Week			Examination				Credits
					Theory Lecture	Tutorial	Practical/ Drawing	Duration in hours	CIE Marks	SEE Marks	Total Marks	
					L	T	P					
1	PCC	18CV71	Quality Surveying and Contract Management	Civil Engg.	3	--	--	03	40	60	100	3
2	PCC	18CV72	Design of RCC and Steel Structures	Civil Engg.	3	--	--	03	40	60	100	3
3	PEC	18CV73X	Professional Elective - 2	Civil Engg.	3	--	--	03	40	60	100	3
4	PEC	18CV74X	Professional Elective - 3	Civil Engg.	3	--	--	03	40	60	100	3
5	OEC	18CV75X	Open Elective -B	Civil Engg.	3	--	--	03	40	60	100	3
6	PCC	18CVL76	Computer Aided Detailing of Structures	Civil Engg.	--	2	2	03	40	60	100	2
7	PCC	18CVL77	Geotechnical Engineering Laboratory	Civil Engg.	--	2	2	03	40	60	100	2
8	Project	18CVP78	Project Work Phase - 1		--	--	2	--	100	--	100	1
9	Internship	--	Internship	(If not completed during the vacation of VI and VII semesters, it shall be carried out during the vacation of VII and VIII semesters)								
				TOTAL	**15**	**04**	**06**	**21**	**380**	**420**	**00**	**20**

Note: PCC: Professional core, PEC: Professional Elective.

Professional Elective - 2

Course code under 18CV73X	Course Title
18CV731	Theory of Elasticity
18CV732	Air Pollution and Control
18CV733	Pavement Materials & Construction
18CV734	Ground Water Hydraulics
18CV735	Masonry Structures

Professional Electives - 3

Course code under 18CV74X	Course Title
18CV741	Earthquake Engineering
18CV742	Design Concepts of Building Services
18CV743	Reinforced Earth Structures

18CV744	Design of Hydraulic Structures
18CV745	Urban Transport Planning
Open Elective -B	
Course code under 18CV75X	**Course Title**
18CV751	Finite Element Method
18CV752	Numerical Methods and Applications
18CV753	Environmental Protection and Management

Students can select any one of the open electives offered by other Departments expect those that are offered by the parent Department (Please refer to the list of open electives under 18XX75X).

Selection of an open elective shall not be allowed if,

- The candidate has studied the same course during the previous semesters of the programme.
- The syllabus content of open elective is similar to that of the Departmental core courses or professional electives.
- A similar course, under any category, is prescribed in the higher semesters of the programme.

Registration to electives shall be documented under the guidance of Programme Coordinator/ Advisor/Mentor.

Project work:

Based on the ability/abilities of the student/s and recommendations of the mentor, a single discipline or a multidisciplinary project can be assigned to an individual student or to a group having not more than 4 students. In extraordinary cases, like the funded projects requiring students from different disciplines, the project student strength can be 5 or 6.

CIE procedure for Project Work Phase - 1:

(i) Single discipline: The CIE marks shall be awarded by a committee consisting of the Head of the concerned Department and two senior faculty members of the Department, one of whom shall be the Guide.

The CIE marks awarded for the project work phase -1, shall be based on the evaluation of the project work phase -1 Report (covering Literature Survey, Problem identification, Objectives and Methodology), project presentation skill and question and answer session in the ratio 50:25:25.The marks awarded for the Project report shall be the same for all the batch mates.

(ii) Interdisciplinary: Continuous Internal Evaluation shall be group wise at the college level with the participation of all guides of the college. Participation of external guide/s, if any, is desirable.

The CIE marks awarded for the project work phase -1, shall be based on the evaluation of project work phase -1 Report (covering Literature Survey, Problem identification, Objectives and Methodology), project presentation skill and question and answer session in the ratio 50:25:25.The marks awarded for the project report shall be the same for all the batch mates.

Internship: All the students admitted to III year of BE/B. Tech shall have to undergo mandatory internship of 4 weeks during the vacation of VI and VII semesters and /or VII and VIII semesters. A University examination shall be conducted during VIII semester and the prescribed credit shall be included in VIII semester. Internship shall be considered as a head of passing and shall be considered for the award of degree. Those, who do not take-up/complete the internship shall be declared fail and shall have to complete during subsequent University examination after satisfying the internship requirements.

AICTE activity Points: In case students fail to earn the prescribed activity Points, Eighth semester Grade Card shall be issued only after earning the required activity Points. Students shall be admitted for the award of degree only after the release of the Eighth semester Grade Card.

VISVESVARAYA TECHNOLOGICAL UNIVERSITY, BELAGAVI
Scheme of Teaching and Examination 2018 – 19
Outcome Based Education(OBE) and Choice Based Credit System (CBCS)
(Effective from the academic year 2018 – 19)

Programme: CIVIL ENGINEERING

VIII SEMESTER

Sl. No	Course and Course code		Course Title	Teaching Department	Teaching Hours /Week			Examination				
					Theory Lecture	Tutorial	Practical/ Drawing	Duration in hours	CIE Marks	SEE Marks	Total Marks	Credits
					L	T	P					
1	PCC	18CV81	Design of Pre-stressed Concrete	Civil Engg.	3	--	--	03	40	60	100	3
2	PEC	18CV82X	Professional Elective - 4	Civil Engg.	3	--	--	03	40	60	100	3
3	Project	18CVP83	Project Work Phase - 2	Civil Engg.	--	--	16	03	40	60	100	8
4	Seminar	18CVS84	Technical Seminar	Civil Engg.	--	--	2	03	100	--	100	1
5	Internship	18CVI85	Internship	Completed during the vacation/s of VI and VII semesters and /or VII and VIII semesters.)				03	40	60	100	3
				TOTAL	**06**	**--**	**18**	**15**	**260**	**240**	**500**	**18**

Note: PCC: Professional Core, PEC: Professional Elective.

Professional Electives - 4

Course code under 18CV82X	Course Title
18CV821	Bridge Engineering
18CV822	Prefabricated Structures
18CV823	Advanced Foundation Engineering
18CV824	Rehabilitation & Retrofitting
18CV825	Pavement Design

Project Work

CIE procedure for Project Work Phase - 2:

(i) Single discipline: The CIE marks shall be awarded by a committee consisting of the Head of the concerned Department and two senior faculty members of the Department, one of whom shall be the Guide.

The CIE marks awarded for the project work phase -2, shall be based on the evaluation of project work phase -2 Report, project presentation skill and question and answer session in the ratio 50:25:25.The marks awarded for the project report shall be the same for all the batch mates.

(ii) Interdisciplinary: Continuous Internal Evaluation shall be group wise at the college level with the participation of all guides of the college. Participation of external guide/s, if any, is desirable.

The CIE marks awarded for the project work phase -2, shall be based on the evaluation of project work phase -2 Report, project presentation skill and question and answer session in the ratio 50:25:25.The marks awarded for the project report shall be the same for all the batch mates.

SEE for Project Work Phase - 2:

(i) Single discipline: Contribution to the project and the performance of each group member shall be assessed individually in semester end examination (SEE) conducted at the department. **(ii) Interdisciplinary:** Contribution to the project and the performance of each group member shall be assessed individually in semester end examination (SEE) conducted separately at the departments to which the student/s belongs to. **Internship:** Those, who have not pursued /completed the internship, shall be declared as fail and have to complete during subsequent University examination after satisfying the internship requirements.
AICTE activity Points: In case students fail to earn the prescribed activity Points, Eighth semester Grade Card shall be issued only after earning the required activity Points. Students shall be admitted for the award of degree only after the release of the Eighth semester Grade Card. Activity points of the students who have earned the prescribed AICTE activity Points shall be sent the University along with the CIE marks of 8th semester. In case of students who have not satisfied the AICTE activity Points at the end of eighth semester, the column under activity Points shall be marked NSAP (Not Satisfied Activity Points).

B. E. Common to all Programmes
Outcome Based Education (OBE) and Choice Based Credit System (CBCS)
SEMESTER - III

TRANSFORM CALCULUS, FOURIER SERIES AND NUMERICAL TECHNIQUES

Course Code	**18MAT31**	CIE Marks	40
Teaching Hours/Week (L: T:P)	(2:2:0)	SEE Marks	60
Credits	03	Exam Hours	03

Course Learning Objectives:

- To have an insight into Fourier series, Fourier transforms, Laplace transforms, Difference equations and Z-transforms.
- To develop the proficiency in variational calculus and solving ODE's arising in engineering applications, using numerical methods.

Module-1

Laplace Transform: Definition and Laplace transforms of elementary functions (statements only). Laplace transforms of Periodic functions (statement only) and unit-step function – problems.
Inverse Laplace Transform: Definition and problem s, Convolution theorem to find the inverse Laplace transforms (without Proof) and problems. Solution of linear differential equations using Laplace transforms.

Module-2

Fourier Series: Periodic functions, Dirichlet's condition. Fourier series of periodic functions period 2π and arbitrary period. Half range Fourier series. Practical harmonic analysis.

Module-3

Fourier Transforms: Infinite Fourier transforms, Fourier sine and cosine transforms. Inverse Fourier transforms. Problems.
Difference Equations and Z-Transforms: Difference equations, basic definition, z-transform-definition, Standard z-transforms, Damping and shifting rules, initial value and final value theorems (without proof) and problems, Inverse z-transform and applications to solve difference equations.

Module-4

Numerical Solutions of Ordinary Differential Equations(ODE's):
Numerical solution of ODE's of first order and first degree- Taylor's series method, Modified Euler's method. Runge - Kutta method of fourth order, Milne's and Adam-Bash forth predictor and corrector method (No derivations of formulae)-Problems.

Module-5

Numerical Solution of Second Order ODE's: Runge-Kutta method and Milne's predictor and corrector method. (No derivations of formulae).
Calculus of Variations: Variation of function and functional, variational problems, Euler's equation, Geodesics, hanging chain, problems.

Course outcomes: At the end of the course the student will be able to:

- CO1: Use Laplace transform and inverse Laplace transform in solving differential/ integral equation arising in network analysis, control systems and other fields of engineering.
- CO2: Demonstrate Fourier series to study the behaviour of periodic functions and their applications in system communications, digital signal processing and field theory.
- CO3: Make use of Fourier transform and Z-transform to illustrate discrete/continuous function arising in wave and heat propagation, signals and systems.
- CO4: Solve first and second order ordinary differential equations arising in engineering problems using single step and multistep numerical methods.
- CO5:Determine the externals of functional using calculus of variations and solve problems arising in dynamics of rigid bodies and vibrational analysis.

Question paper pattern:

- The question paper will have ten full questions carrying equal marks.
- Each full question will be for 20 marks.
- There will be two full questions (with a maximum of four sub- questions) from each module.
- Each full question will have sub- question covering all the topics under a module.
- The students will have to answer five full questions, selecting one full question from each module.

Sl No	Title of the Book	Name of the Author/s	Name of the Publisher	Edition and Year
Textbooks				
1	Advanced Engineering Mathematics	E. Kreyszig	John Wiley & Sons	10th Edition, 2016
2	Higher Engineering Mathematics	B. S. Grewal	Khanna Publishers	44th Edition, 2017
3	Engineering Mathematics	Srimanta Pal et al	Oxford University Press	3rd Edition, 2016
Reference Books				
1	Advanced Engineering Mathematics	C. Ray Wylie, Louis C. Barrett	McGraw-Hill Book Co	6th Edition, 1995
2	Introductory Methods of Numerical Analysis	S. S. Sastry	Prentice Hall of India	4th Edition 2010
3	Higher Engineering Mathematics	B.V. Ramana	McGraw-Hill	11th Edition,2010
4	A Textbook of Engineering Mathematics	N. P. Bali and Manish Goyal	Laxmi Publications	6th Edition, 2014
5	Advanced Engineering Mathematics	Chandrika Prasad and Reena Garg	Khanna Publishing,	2018

Web links and Video Lectures:

1. http://nptel.ac.in/courses.php?disciplineID=111
2. http://www.class-central.com/subject/math(MOOCs)
3. http://academicearth.org/
4. VTU EDUSAT PROGRAMME - 20

B. E. CIVIL ENGINEERING
Choice Based Credit System (CBCS) and Outcome Based Education (OBE)
SEMESTER - III

STRENGTH OF MATERIALS

Course Code	**18CV32**	CIE Marks	40
Teaching Hours/Week (L:T:P)	(3:2:0)	SEE Marks	60
Credits	04	Exam Hours	03

Course Learning Objectives: This course will enable students

1. To understand the basic concepts of the stresses and strains for different materials and strength of structural elements.
2. To know the development of internal forces and resistance mechanism for one dimensional and two-dimensional structural elements.
3. To analyse and understand different internal forces and stresses induced due to representative loads on structural elements.
4. To determine slope and deflections of beams.
5. To evaluate the behaviour of torsion members, columns and struts.

Module-1

Simple Stresses and Strain: Introduction, Definition and concept and of stress and strain. Hooke's law, Stress-Strain diagrams for ferrous and non-ferrous materials, factor of safety, Elongation of tapering bars of circular and rectangular cross sections, Elongation due to self-weight. Saint Venant's principle, Compound bars, Temperature stresses, Compound section subjected to temperature stresses, state of simple shear, Elastic constants and their relationship.

Module-2

Compound Stresses: Introduction, state of stress at a point, General two dimensional stress system, Principal stresses and principal planes. Mohr's circle of stresses**.** Theory of failures: Max. Shear stress theory and Max. principal stress theory.

Thin and Thick Cylinders: Introduction, Thin cylinders subjected to internal pressure; Hoop stresses, Longitudinal stress and change in volume. Thick cylinders subjected to both internal and external pressure; Lame's equation, radial and hoop stress distribution.

Module-3

Shear Force and Bending Moment in Beams: Introduction to types of beams, supports and loadings. Definition of bending moment and shear force, Sign conventions, relationship between load intensity, bending moment and shear force. Shear force and bending moment diagrams for statically determinate beams subjected to points load, uniformly distributed loads, uniformly varying loads, couple and their combinations.

Module-4

Bending and Shear Stresses in Beams: Introduction, pure bending theory, Assumptions, derivation of bending equation, modulus of rupture, section modulus, flexural rigidity. Expression for transverse shear stress in beams, Bending and shear stress distribution diagrams for circular, rectangular, 'I', and 'T' sections. Shear centre (only concept).

Torsion in Circular Shaft: Introduction, pure torsion, Assumptions, derivation of torsion equation for circular shafts, torsional rigidity and polar modulus Power transmitted by a shaft.

Module-5

Deflection of Beams: Definition of slope, Deflection and curvature, Sign conventions, Derivation of moment-curvature equation. Double integration method and Macaulay's method: Slope and deflection for standard loading cases and for determinate prismatic beams subjected to point loads, UDL, UVL and couple.

Columns and Struts: Introduction, short and long columns. Euler's theory; Assumptions, Derivation for Euler's Buckling load for different end conditions, Limitations of Euler's theory. Rankine-Gordon's formula for columns.

Course outcomes: After studying this course, students will be able;

1. To evaluate the basic concepts of the stresses and strains for different materials and strength of structural elements.
2. To evaluate the development of internal forces and resistance mechanism for one dimensional and two dimensional structural elements.
3. To analyse different internal forces and stresses induced due to representative loads on structural elements.
4. To evaluate slope and deflections of beams.
5. To evaluate the behaviour of torsion members, columns and struts.

Question paper pattern:

- The question paper will have ten full questions carrying equal marks.
- Each full question will be for 20 marks.
- There will be two full questions (with a maximum of four sub- questions) from each module.
- Each full question will have sub- question covering all the topics under a module.
- The students will have to answer five full questions, selecting one full question from each module.

Textbooks:

1. B.S. Basavarajaiah, P. Mahadevappa "Strength of Materials" in SI Units, University Press (India) Pvt. Ltd., 3rd Edition,2010
2. Ferdinand P. Beer, E. Russell Johnston and Jr. John T. De Wolf "Mechanics of Materials", Tata McGraw-Hill, Third Edition, SI Units

Reference Books:

1. D.H. Young, S.P. Timoshenko "Elements of Strength of Materials" East West Press Pvt. Ltd., 5th Edition (Reprint2014).
2. R K Bansal, "A Textbook of Strength of Materials", 4th Edition, Laxmi Publications, 2010.
3. S.S. Rattan "Strength of Materials" McGraw Hill Education (India) Pvt. Ltd., 2nd Edition (Sixth reprint2013).
4. Vazirani, V N, Ratwani M M. and S K Duggal "Analysis of Structures Vol. I", 17th Edition, Khanna Publishers, New Delhi.

B. E. CIVIL ENGINEERING
Choice Based Credit System (CBCS) and Outcome Based Education (OBE)
SEMESTER - III

FLUIDS MECHANICS

Course Code	**18CV33**	CIE Marks	40
Teaching Hours/Week(L:T:P)	(3:0:0)	SEE Marks	60
Credits	03	Exam Hours	03

Course Learning Objectives: The objectives of this course is to make students to learn:

1. The Fundamental properties of fluids and its applications.
2. Hydrostatic laws and application to solve practical problem.
3. Principles of Kinematics and Hydrodynamics for practical applications.
4. Basic design of pipes and pipe networks considering flow, pressure and its losses.
5. The basic flow rate measurements.

Module-1

Fluids & Their Properties: Concept of fluid, Systems of units. Properties of fluid; Mass density, Specific weight, Specific gravity, Specific volume, Viscosity, Newton's law of viscosity (theory & problems), Cohesion, Adhesion, Surface tension, Pressure inside a water droplet, soap bubble and liquid jet. Numerical problems,& Capillarity. Capillary rise in a vertical tube and between two plane surfaces (theory & problems). Vapor pressure of liquid, compressibility and bulk modulus, Fluid as a continuum,

Fluid Pressure and Its Measurements: Definition of pressure, Pressure at a point, Pascal's law, Variation of pressure with depth. Types of pressure. Measurement of pressure using simple, differential & inclined manometers (theory & problems). Introduction to Mechanical and electronic pressure measuring devices**.**

Module-2

Hydrostatic forces on Surfaces: Definition, Total pressure, centre of pressure, total pressure on horizontal, vertical and inclined plane surface, total pressure on curved surfaces, water pressure on gravity dams, Lock gates. Numerical Problems.

Fundamentals of fluid flow (Kinematics): Introduction. Methods of describing fluid motion. Velocity and Total acceleration of a fluid particle. Types of fluid flow, Description of flow pattern. Basic principles of fluid flow, three- dimensional continuity equation in Cartesian coordinate system. Derivation for Rotational and irrational motion. Potential function, stream function, orthogonality of streamlines and equipotential lines. Numerical problems on Stream function and velocity potential. Introduction to flow net.

Module-3

Fluid Dynamics: Introduction. Forces acting on fluid in motion. Euler's equation of motion along a streamline and Bernoulli's equation. Assumptions and limitations of Bernoulli's equation. Modified Bernoulli's equation. Problems on applications of Bernoulli's equation (with and without losses).
Momentum equation problems on pipe bends.

Applications: Introduction. Venturi meter, Orifice meter, Pitot tube. Numerical Problems.

Module-4

Orifice and Mouth piece: Introduction, classification, flow through orifice, hydraulic coefficients and Numerical problems. Mouthpiece, classification, Borda's Mouthpiece (No problems).

Notches and Weirs: Introduction. Classification, discharge over rectangular, triangular, trapezoidal notches, Cippoletti notch, broad crested weirs. Numerical problems. Ventilation of weirs, submerged weirs.

Module-5

Flow through Pipes: Introduction. Major and minor losses in pipe flow. Darcy- Weis bach equation for head loss due to friction in a pipe. Pipes in series, pipes in parallel, equivalent pipe-problems. Minor losses in pipe flow, equation for head loss due to sudden expansion. Numerical problems. Hydraulic gradient line, energy gradient line. Numerical problems, .Pipe Networks, Hardy Cross method (No problems on pipe networks),

Surge Analysis in Pipes: Water hammer in pipes, equations for pressure rise due to gradual valve closure and sudden closure for rigid and elastic pipes. Problems.

Course outcomes: After successful completion of the course, the student will be able to:

1. Possess a sound knowledge of fundamental properties of fluids and fluid Continuum
2. Compute and solve problems on hydrostatics, including practical applications
3. Apply principles of mathematics to represent kinematic concepts related to fluid flow
4. Apply fundamental laws of fluid mechanics and the Bernoulli's principle for practical applications
5. Compute the discharge through pipes and over notches and weirs

Question paper pattern:

- The question paper will have ten full questions carrying equal marks.
- Each full question will be for 20 marks.
- There will be two full questions (with a maximum of four sub- questions) from each module.
- Each full question will have sub- question covering all the topics under a module.
- The students will have to answer five full questions, selecting one full question from each module.

Textbooks:

1. P N Modi and S M Seth, "Hydraulics and Fluid Mechanics, including Hydraulic Machines", 20th edition, 2015, Standard Book House, New Delhi
2. R.K. Bansal, "A Text book of Fluid Mechanics and Hydraulic Machines", Laxmi Publications, New Delhi
3. S K SOM and G Biswas, "Introduction to Fluid Mechanics and Fluid Machines", Tata McGraw Hill, New Delhi

Reference Books:

1. Victor L Streeter, Benjamin Wylie E and Keith W Bedford, "Fluid Mechanics", Tata McGraw Hill Publishing Co Ltd., New Delhi, 2008(Ed).
2. K Subramanya, "Fluid Mechanics and Hydraulic Machines", Tata McGraw Hill Publishing Co. Ltd.
3. K Subramanya, "Fluid Mechanics and Hydraulic Machines-problems and solutions", Tata McGraw Hill Publishing Co. Ltd.
4. J. F. Douglas, J. M. Gasoriek, John Swaffield, Lynne Jack, "Fluid Mechanics", Pearson, Fifth Edition.
5. Mohd. Kaleem Khan, "Fluid Mechanics and Machinery", Oxford University Press.

B. E. CIVIL ENGINEERING
Choice Based Credit System (CBCS) and Outcome Based Education (OBE)
SEMESTER - III

BUILDING MATERIALS AND CONSTRUCTION

Course Code	**18CV34**	CIE Marks	40
Teaching Hours/Week(L:T:P)	(3:0:0)	SEE Marks	60
Credits	03	Exam Hours	03

Course Learning Objectives: This course will develop a student;

1. To recognize good construction materials based on properties.
2. To investigate soil properties and design suitable foundation.
3. To understand the types and properties of masonry materials and supervise masonry construction.
4. To gain knowledge of structural components like lintels, arches, staircase and roofs.
5. To understand the finishes in construction like flooring, plastering, paining.

Module-1

Building Materials: Stone as building material; Requirement of good building stones, Dressing of stones, Deterioration and Preservation of stone work. Bricks; Classification, Manufacturing of clay bricks, Requirement of good bricks. Field and laboratory tests on bricks; compressive strength, water absorption, efflorescence, dimension and warpage.

Cement Concrete blocks, Autoclaved Aerated Concrete Blocks, Sizes, requirement of good blocks.

Timber as construction material.

Fine aggregate: Natural and manufactured: Sieve analysis, zoning, specify gravity, bulking, moisture content, deleterious materials.

Coarse aggregate: Natural and manufactured: Importance of size, shape and texture. Grading of aggregates, Sieve analysis, specific gravity, Flakiness and elongation index, crushing, impact and abrasion tests.

Module-2

Foundation: Preliminary investigation of soil, safe bearing capacity of soil, Function and requirements of good foundation , types of foundation , introduction to spread, combined , strap, mat and pile foundation

Masonry: Definition and terms used in masonry. Brick masonry, characteristics and requirements of good brick masonry, Bonds in brick work, Header, Stretcher, English, Flemish bond, Stone masonry, Requirements of good stone masonry, Classification, characteristics of different stone masonry, Joints in stone masonry. Types of walls; load bearing, partition walls, cavity walls.

Module-3

Lintels and Arches: Definition, function and classification of lintels, Balconies, chejja and canopy. Arches; Elements and Stability of an Arch.

Floors and roofs: Floors; Requirement of good floor, Components of ground floor, Selection of flooring material Procedure for laying of Concrete (VDF), Mosaic, Kota, Slate, Marble, Granite, Tile flooring, Cladding of tiles.

Roof: Requirement of good roof, Types of roof, Elements of a pitched roof, Trussed roof, King post Truss, Queen Post Truss, Steel Truss, Different roofing materials, R.C.C. Roof.

Module-4

Doors, Windows and Ventilators: Location of doors and windows, technical terms, Materials for doors and windows: PVC, CPVC and Aluminum. Types of Doors and Windows: Paneled, Flush, Collapsible, Rolling shutter, Paneled and glazed Window, Bay Window, French window. Steel windows, Ventilators. Sizes as per IS recommendations.

Stairs: Definitions, technical terms and types of stairs: Wood, RCC, Metal. Requirements of good stairs. Geometrical design of RCC doglegged and open-well stairs.

Formwork: Introduction to form work, scaffolding, shoring, under pinning.

Module-5

Plastering and Pointing: Mortar and its types. Purpose, materials and methods of plastering and pointing: Sand faced plastering, Stucco plastering, lathe plastering, defects in plastering . Water proofing with various thicknesses.

Damp proofing- causes, effects and methods.

Paints- Purpose, types, technical terms, ingredients and defects, Preparation and applications of paints to new and old plastered surfaces, wooden and steel surfaces.

Course outcomes: After a successful completion of the course, the student will be able to:

1. Select suitable materials for buildings and adopt suitable construction techniques.
2. Decide suitable type of foundation based on soil parameters
3. Supervise the construction of different building elements based on suitability
4. Exhibit the knowledge of building finishes and form work requirements

Question paper pattern:

- The question paper will have ten full questions carrying equal marks.
- Each full question will be for 20 marks.
- There will be two full questions (with a maximum of four sub- questions) from each module.
- Each full question will have sub- question covering all the topics under a module.

Textbooks:

1. Sushil Kumar “Building Materials and construction”, 20th edition, reprint 2015,StandardPublishers
2. Dr. B. C. Punmia, Ashok kumar Jain, Arun Kumar Jain, “Building Construction, Laxmi Publications (P) ltd., New Delhi.
3. Rangawala S. C. “Engineering Materials”, Charter Publishing House, Anand, India.

Reference Books:

1. S. K. Duggal, “Building Materials”, (Fourth Edition)New Age International (P) Limited, 2016 National Building Code(NBC) of India
2. P C Vergese, “Building Materials”, PHI Learning Pvt.Ltd
3. Building Materials and Components, CBRI, 1990,India
4. Jagadish. K.S, “Alternative Building Materials Technology”, New Age International,2007.
5. M. S. Shetty, “Concrete Technology”, S. Chand & Co. New Delhi.

B. E. CIVIL ENGINEERING
Choice Based Credit System (CBCS) and Outcome Based Education (OBE)
SEMESTER – III

BASIC SURVEYING

Course Code	**18CV35**	CIE Marks	40
Teaching Hours/Week(L:T:P)	(3:0:0)	SEE Marks	60
Credits	03	Exam Hours	03

Course Learning Objectives: This course will enable students to;

1. Understand the basic principles of Surveying
2. Learn Linear and Angular measurements to arrive at solutions to basic surveying problems.
3. Employ conventional surveying data capturing techniques and process the data for computations.
4. Analyze the obtained spatial data to compute areas and volumes and draw contours to represent 3D data on plane figures.

Module-1

Introduction: Definition of surveying, Objectives and importance of surveying. Classification of surveys. Principles of surveying. Units of measurements, Surveying measurements and errors, types of errors, precision and accuracy. Classification of maps, map scale, conventional symbols, topographic maps, map layout, Survey of India Map numbering systems.

Measurement of Horizontal Distances: Measuring tape and types. Measurement using tapes, Taping on level ground and sloping ground. Errors and corrections in tape measurements, ranging of lines, direct and indirect methods of ranging, Electronic distance measurement, basic principle. Booking of tape survey work, Field book, entries, Conventional symbols, Obstacles in tape survey, Numerical problems.

Module-2

Measurement of Directions and Angles: Compass survey: Basic definitions; meridians, bearings, magnetic and True bearings. Prismatic and surveyor's compasses, temporary adjustments, declination. Quadrantal bearings, whole circle bearings, local attraction and related problems

Traversing: Traverse Survey and Computations: Latitudes and departures, rectangular coordinates, Traverse adjustments, Bowditch rule and transit rule, Numerical Problems.

Module-3

Leveling: Basic terms and definitions, Methods of leveling, Dumpy level, auto level, digital and laser levels. Curvature and refraction corrections. Booking and reduction of levels. Differential leveling, profile leveling, fly leveling, check leveling, reciprocal leveling.

Module-4

Plane Table Surveying: Plane table and accessories, Advantages and limitations of plane table survey, Orientation and methods of orientation, Methods of plotting – Radiation, Intersection, Traversing, Resection method, Two point and three point problems, Solution to two point problem by graphical method, Solution to three point problem Bessel's graphical method, Errors in plane table survey.

Module-5

Areas and Volumes: Measurement of area by dividing the area into geometrical figures, area from offsets, mid ordinate rule, trapezoidal and Simpson's one third rule, area from co-ordinates, introduction to planimeter, digital planimeter. Measurement of volumes- trapezoidal and prismoidal formula.

Contouring: Contours, Methods of contouring, Interpolation of contours, contour gradient, characteristics of contours and uses.

Course outcomes: After a successful completion of the course, the student will be able to:

1. Posses a sound knowledge of fundamental principles Geodetics
2. Measurement of vertical and horizontal plane, linear and angular dimensions to arrive at solutions to basic surveying problems.
3. Capture geodetic data to process and perform analysis for survey problems]
4. Analyse the obtained spatial data and compute areas and volumes. Represent 3D data on plane figures as contours

Question paper pattern:

- The question paper will have ten full questions carrying equal marks.
- Each full question will be for 20 marks.
- There will be two full questions (with a maximum of four sub- questions) from each module.
- Each full question will have sub- question covering all the topics under a module.
- The students will have to answer five full questions, selecting one full question from each module.

Textbooks:

1. B.C. Punmia, "Surveying Vol.1", Laxmi Publications pvt. Ltd., New Delhi –2009.
2. Kanetkar T P and S V Kulkarni , Surveying and Leveling Part I, Pune VidyarthiGrihaPrakashan,1988

Reference Books:

1. S.K. Duggal, "Surveying Vol.1", Tata McGraw Hill Publishing Co. Ltd. New Delhi.2009.
2. K.R. Arora, "Surveying Vol. 1" Standard Book House, New Delhi. –2010
3. R Subramanian, Surveying and Leveling, Second edition, Oxford University Press, NewDelhi
4. A. Bannister, S. Raymond , R. Baker, "Surveying", Pearson, 7th ed., NewDelhi

B. E. CIVIL ENGINEERING
Choice Based Credit System (CBCS) and Outcome Based Education (OBE)
SEMESTER - III

ENGINEERING GEOLOGY

Course Code	**18CV36**	CIE Marks	40
Teaching Hours/Week(L:T:P)	(3:0:0)	SEE Marks	60
Credits	03	Exam Hours	03

Course Learning Objectives: This course will enable students;

1. To inculcate the importance of earth's interior and application of Geology in civil engineering. Attempts are made to highlight the industrial applications of minerals.
2. To create awareness among Civil engineers regarding the use of rocks as building materials.
3. To provide knowledge on dynamic Geology and its importance in modifying the physical character of rocks which cause rocks suitable or unsuitable in different civil engineering projects such as Dams, bridges, tunnels and highways.
4. To educate the ground water management regarding diversified geological formations, climatologically dissimilarity which are prevailed in the country. To highlight the concept of rain water harvesting.
5. To understand the application of Remote Sensing and GIS, Natural disaster and management and environmental awareness.

Module-1

Introduction: Application of Geology in Civil Engineering Practices, Understanding the earth, internal structure and composition.

Mineralogy: Mineral properties, composition and their use in the manufacture of construction materials – Quartz Group (Glass); Feldspar Group (Ceramic wares and Flooring tiles); Kaolin (Paper, paint and textile); Asbestos (AC sheets); Carbonate Group (Cement) ; Gypsum (POP, gypsum sheets, cement); Mica Group (Electrical industries); Ore minerals - Iron ores (Steel); Chro mite (Alloy); Bauxite (aluminum); Chalcopyrite (copper).

Module-2

Petrology & Geomorphology: Formation, Classification and Engineering Properties of: **Igneous rocks**-Types of Granite, Dolerite, Basalt, Pumice, Granite Porphyry. **Sedimentary Rocks**- Sandstone, Limestone, Shale, Late rite, Conglomerate. **Metamorphic Rocks**- Gneiss, Slate, Muscovite & Biotite schist, Marble, Quartzite. Rock weathering: types and their effects on Civil Engineering Projects. Landforms, Drainage pattern and types. Soil formation and soil profile. The apprehension of Index properties of rocks: Porosity, Density, Permeability, and Durability. Selection of rocks as materials for construction, as a foundation, Decorative, Flooring, and Roofing, Concrete Aggregate, Road Metal, Railway Ballast with examples.

Module-3

Structural Geology & Rock Mechanics: Structural aspects of rocks like Outcrop, Dip and strike, Folds, Faults, Joints, Unconformities and their influence on Engineering Projects/structures like dam, tunnels, slope treatment; ground improvement, recognition of the structures in field and their types/classification. Rock Quality Determination (RQD) & Rock Structure Rating (RSR). Geological site characterization: Dam foundations and rock Foundation treatment for dams and Reservoirs heavy structures by grouting and rock reinforcement. Tunnels: Basic terminology and application, site investigations, Coastlines and their engineering considerations.

Module-4

Hydrogeology: Hydrological cycle, Vertical distribution of groundwater, artesian groundwater in soil and rock. Water Bearing Formations, Aquifer and its types – Aquitard, Aquifuge, and Aquiclude. Porosity, Specific yield and retention, Permeability, Transmissibility and Storage Coefficient. Determination of Quality - SAR, RSC and TH of Groundwater. Groundwater Exploration- Electrical Resistivity and Seismic methods, Artificial Recharge of Groundwater, Rain water harvesting and methods, Seawater intrusion in coastal areas and remedies. Groundwater Pollution. Floods and its control, Cyclone and its effects.

Module-5

Seismology and Geodesy: Earthquake - Causes and Effects, Seismic waves, engineering problems related to Earthquakes, Earthquake intensity, Richter scale, Seismograph, Seismic zones- World and India. Tsunami causes and effects, Volcanic Eruptions. Landslides (Mass movements) causes, types and remedial measures –stability assessment for soil and rock slopes. Study of Topographic maps and Contour maps; Remote Sensing – Concept, Application and its Limitations; Geographic Information System (GIS) and Global Positioning System (GPS) –

Concept and their use resource mapping. Aerial Photography, LANDSAT Imagery – Definition and its use. Impact of Mining, Quarrying and Reservoirs on Environment. Natural Disasters and their mitigation

Course outcomes: After a successful completion of the course, the student will be able to:

1. Apply geological knowledge in different civil engineering practice.
2. Students will acquire knowledge on durability and competence of foundation rocks, and confidence enough to use the best building materials.
3. Civil Engineers are competent enough for the safety, stability, economy and life of the structures that they construct.
4. Able to solve various issues related to ground water exploration, build up dams, bridges, tunnels which are often confronted with ground water problems.
5. Intelligent enough to apply GIS, GPS and remote sensing as a latest tool in different civil engineering construction.

Question paper pattern:

- The question paper will have ten full questions carrying equal marks.
- Each full question will be for 20 marks.
- There will be two full questions (with a maximum of four sub- questions) from each module.
- Each full question will have sub- question covering all the topics under a module.
- The students will have to answer five full questions, selecting one full question from each module.

Textbooks:

1. P.K. Mukerjee, “A Text Book of Geology”, World Press Pvt., Ltd.Kolkatta.
2. Parbin Singh, “Text Book of Engineering and General Geology”, Published by S.K.Kataria and Sons, New Dehli.

Reference Books:

1. Earthquake Tips - Learning Earthquake Design and Construction - C V R Murthy Published by National Information Centre of Earthquake Engineering, Indian Institute of Technology, Kanpur. Dimitri P Krynine and William R Judd, “Principles of Engineering Geology and Geotechnics”, CBS Publishers and Distributors, New Delhi.
2. K V G K Gokhale, “Principles of Engineering Geology”, B S Publications, Hyderabad.
3. M Anji Reddy, “Text book of Remote Sensing and Geographical Information System”, BS Publications, Hyderabad.
5. M Anji Reddy, “Text book of Remote Sensing and Geographical Information System”, BS Publications, Hyderabad.
6. Ground water Assessment, development and Management by K.R. Karanth, Tata Mc Graw Hills
7. K. Todd, “Groundwater Hydrology”, Tata Mac Grow Hill, NewDelhi.
8. D. Venkata Reddy, “Engineering Geology”, New Age International Publications, NewDelhi.
9. S.K Duggal, H.K Pandey and N Rawal, “Engineering Geology”, McGrawHill Education (India) Pvt, Ltd. Ne Delhi.
10. M.P Billings, “Structural Geology”, CBS Publishers and Distributors, New Delhi.
11. K. S. Valdiya, “Environmental Geology”,, Tata Mc Grew Hills.
12. M. B. Ramachandra Rao, “Outlines of Geophysical Prospecting- A Manual for Geologists”, Prasaranga, University of Mysore, Mysore

B. E. CIVIL ENGINEERING
Choice Based Credit System (CBCS) and Outcome Based Education (OBE)
SEMESTER - III

COMPUTER AIDED BUILDING PLANNING AND DRAWING

Course Code	**18CVL37**	CIE Marks	40
Teaching Hours/Week(L:T:P)	(0:2:2)	SEE Marks	60
Total Number of Lecture/Practice Hours	02	Exam Hours	03

Course Learning Objectives: Provide students with a basic understanding

1. Achieve skill sets to prepare computer aided engineering drawings
2. Understand the details of construction of different building elements.
3. Visualize the completed form of the building and the intricacies of construction based on the engineering drawings.

Module:1

Drawing Basics: Selection of scales for various drawings, thickness of lines, dimensioning, abbreviations and conventional representations as per IS: 962.

Simple engineering drawings with CAD drawing tools : Lines, Circle, Arc, Poly line, Multiline, Polygon, Rectangle, Spline, Ellipse, Modify tools: Erase, Copy, Mirror, Offset, Array, Move, Rotate, Scale, Stretch, Lengthen, Trim, Extend, Break, Chamfer and Fillet, Using Text: Single line text, Multiline text, Spelling, Edit text, Special Features: View tools, Layers concept, Dimension tools, Hatching, Customizing toolbars, Working with multiple drawings.

Module:2

Drawings Related to Different Building Elements:

Following drawings are to be prepared for the data given using CAD Software

a) Cross section of Foundation, masonry wall, RCC columns with isolated & combined footings.
b) Different types of bonds in brick masonry.
c) Different types of staircases – Dog legged, Open well.
d) Lintel and chajja.
e) RCC slabs and beams.
f) Cross section of a pavement.
g) Septic Tank and sedimentation Tank.
h) Layout plan of Rainwater recharging and harvesting system.
i) Cross sectional details of a road for a Residential area with provision for all services.
j) Steel truss (connections Bolted).

Note: Students should sketch to dimension the above in a sketch book before doing the computer drawing.

Module -3:

Building Drawings: Principles of planning, Planning regulations and building bye-laws, factors affecting site selection, Functional planning of residential and public buildings, design aspects for different public buildings. Recommendations of NBC.

Drawing of Plan, elevation and sectional elevation including electrical, plumbing and sanitary services using CAD software for:

1. Single and double story residential building.
2. Hostel building.
3. Hospital building.
4. School building.

Submission drawing (sanction drawing) of two storied residential building with access to terrace including all details and statements as per the local bye-laws

Note:

- Students should sketch to dimension the above in a sketch book before doing the computer drawing
- One compulsory field visit/exercise to be carried out.
- Single line diagrams to be given in the examination.

Course Outcomes: After studying this course, students will be able to

1. Prepare, read and interpret the drawings in a professional set up.
2. KnowtheproceduresofsubmissionofdrawingsandDevelopworkingandsubmissiondrawingsforbuilding.
3. Plananddesignaresidentialorpublicbuildingasperthegivenrequirements.

Question paper pattern:

- There will be four full questions with sub divisions if necessary from Module2 with each full question carrying twenty five marks. Students have to answer any two questions.
- There will be two full questions from Module 3 with each full question carrying fifty marks. Students have to answer any one question. The conduction of examination and question paper format of should be in lines of 1st year CAED drawing. It's a drawing paper but the exam will be conducted by batches in the computer labs. Question papers should be given in batches.

Textbook:

1. MG Shah, CM Kale, SY Patki, "Building drawing with an integrated approach to Built Environment Drawing" , Tata McGraw Hill Publishing co. Ltd., New Delhi
2. Gurucharan Singh, "Building Construction", Standard Publishers, & distributors, New Delhi.
3. Malik R S and Meo G S, "Civil Engineering Drawing", Asian Publishers/Computech Publications Pvt Ltd.

Reference Books:

1. Time Saver Standard by Dodge F. W., F. W. Dodge Corp.
2. IS: 962-1989 (Code of practice for architectural and building drawing).
3. National Building Code, BIS, New Delhi.

B. E. CIVIL ENGINEERING
Choice Based Credit System (CBCS) and Outcome Based Education (OBE)
SEMESTER - III

BUILDING MATERIALS TESTING LABORATORY

Course Code	**18CVL38**	**CIE Marks**	**40**
Teaching Hours/Week(L:T:P)	**(0:2:2)**	**SEE Marks**	**60**
Credits	**02**	**Exam Hours**	**03**

Course Learning Objectives: The objectives of this course is to make students to learn:

1. Ability to apply knowledge of mathematics and engineering in calculating the mechanical properties of structural materials.
2. Ability to function on multi-disciplinary teams in the area of materials testing.
3. Ability to use the techniques, skills and modern engineering tools necessary for engineering.
4. Understanding of professional and ethical responsibility in the areas of material testing.
5. Ability to communicate effectively the mechanical properties of materials.

Experiments:

1. Tension test on mild steel and HYSD bars.
2. Compression test on mild steel, cast iron and wood.
3. Torsion test on mild steel circular sections.
4. Bending Test on Wood Under two point loading.
5. Shear Test on Mild steel- single and double shear.
6. Impact test on Mild Steel (Charpy & Izod).
7. Hardness tests on ferrous and non-ferrous metals- Brinell's, Rockwell and Vicker's.
8. Tests on Bricks, Tiles and Concrete Blocks.
9. Tests on Fine aggregates-Moisture content, Specific gravity, Bulk density, Sieve analysis and Bulking.
10. Tests on Coarse aggregates-Absorption, Moisture content, specific gravity, Bulk density and Sieve analysis.
11. Demonstration of Strain gauges and Strain indicators.

NOTE: All tests to be carried out as per relevant latest BIS Codes

Course Outcomes: After successful completion of the course, the students will be able to:

1. Reproduce the basic knowledge of mathematics and engineering in finding the strength in tension, compression, shear and torsion.
2. Identify, formulate and solve engineering problems of structural elements subjected to flexure.
3. Evaluate the impact of engineering solutions on the society and also will be aware of contemporary issues regarding failure of structures due to unsuitable materials.

Question paper pattern:

- Group experiments - Tension test, compression test, torsion test and bending test.
- Individual Experiments – Remaining tests.
- Two questions are to be set - One from group experiments and the other as individual experiment.
- Instructions as printed on the cover page of answer script for split up of marks to be strictly followed.
- All exercises are to be included for practical examination.

Reference Books:

1. Davis, Troxell and Hawk, “Testing of Engineering Materials”, International Student Edition – McGraw Hill Book Co. New Delhi.
2. M L Gambhir and Neha Jamwal, “Building and construction materials-Testing and quality control”, McGraw Hill education (India)Pvt. Ltd.,2014.
3. Fenner, “Mechanical Testing of Materials”, George Newnes Ltd. London.
4. Holes K A, “Experimental Strength of Materials”, English Universities Press Ltd. London.
5. Suryanarayana A K, “Testing of Metallic Materials”, Prentice Hall of India Pvt. Ltd. New Delhi.
6. Kukreja C B, Kishore K. and Ravi Chawla “Material Testing Laboratory Manual”, Standard Publishers & Distributors1996.
7. Relevant **latest IS Codes.**

B. E. (Common to all Programmes)
Outcome Based Education (OBE) and Choice Based Credit System (CBCS)
SEMESTER –II / III / IV

Aadalitha Kannada

Course Code	**18KAK28/39/49**	CIE Marks	100
Teaching Hours/Week (L:T:P)	(0:2:0)		
Credits	01		

ಆಡಳಿತ ಕನ್ನಡ ಕಲಿಕೆಯ ಉದ್ದೇಶಗಳು:

- ಪದವಿ ವಿದ್ಯಾರ್ಥಿಳಾಗಿರುವುದರಿಂದ ಆಡಳಿತ ಕನ್ನಡದ ಪರಿಚಯ ಮಾಡಿಕೊಡುವುದು.
- ವಿದ್ಯಾರ್ಥಿಗಳಲ್ಲಿ ಕನ್ನಡ ಭಾಷೆಯ ವ್ಯಾಕರಣದ ಬಗ್ಗೆ ಅರಿವು ಮೂಡಿಸುವುದು.
- ಕನ್ನಡ ಭಾಷಾ ರಚನೆಯಲ್ಲಿನ ನಿಯಮಗಳನ್ನು ಪರಿಚಯಿಸುವುದು.
- ಕನ್ನಡ ಭಾಷಾ ಬರಹದಲ್ಲಿ ಕಂಡುಬರುವ ದೋಷಗಳು ಹಾಗೂ ಅವುಗಳ ನಿವಾರಣೆ. ಮತ್ತು ಲೇಖನ ಚಿಹ್ನೆಗಳನ್ನು ಪರಿಚಯಿಸುವುದು.
- ಸಾಮಾನ್ಯ ಅರ್ಜಿಗಳು, ಸರ್ಕಾರಿ ಮತ್ತು ಅರೆ ಸರ್ಕಾರಿ ಪತ್ರವ್ಯವಹಾರದ ಬಗ್ಗೆ ಅರಿವು ಮೂಡಿಸುವುದು.
- ಭಾಷಾಂತರ ಮತ್ತು ಪ್ರಬಂಧ ರಚನೆ ಬಗ್ಗೆ ಅಸಕ್ತಿ ಮೂಡಿಸುವುದು.
- ಕನ್ನಡ ಭಾಷಾಭ್ಯಾಸ ಮತ್ತು ಸಾಮಾನ್ಯ ಕನ್ನಡ ಹಾಗೂ ಆಡಳಿತ ಕನ್ನಡದ ಪದಗಳ ಪರಿಚಯ ಮಾಡಿಕೊಡುವುದು.

ಪರಿವಿಡಿ (ಪಠ್ಯಪುಸ್ತಕದಲ್ಲಿರುವ ವಿಷಯಗಳ ಪಟ್ಟಿ)

ಅಧ್ಯಾಯ – 1 ಕನ್ನಡಭಾಷೆ – ಸಂಕ್ಷಿಪ್ತ ವಿವರಣೆ.
ಅಧ್ಯಾಯ – 2 ಭಾಷಾ ಪ್ರಯೋಗದಲ್ಲಾಗುವ ಲೋಪದೋಷಗಳು ಮತ್ತು ಅವುಗಳ ನಿವಾರಣೆ.
ಅಧ್ಯಾಯ – 3 ಲೇಖನ ಚಿಹ್ನೆಗಳು ಮತ್ತು ಅವುಗಳ ಉಪಯೋಗ.
ಅಧ್ಯಾಯ – 4 ಪತ್ರ ವ್ಯವಹಾರ.
ಅಧ್ಯಾಯ – 5 ಆಡಳಿತ ಪತ್ರಗಳು.
ಅಧ್ಯಾಯ – 6 ಸರ್ಕಾರದ ಆದೇಶ ಪತ್ರಗಳು.
ಅಧ್ಯಾಯ – 7 ಸಂಕ್ಷಿಪ್ತ ಪ್ರಬಂಧ ರಚನೆ (ಪ್ರಿಸೈಸ್ ರೈಟಿಂಗ್), ಪ್ರಬಂಧ ಮತ್ತು ಭಾಷಾಂತರ.
ಅಧ್ಯಾಯ – 8 ಕನ್ನಡ ಶಬ್ದಸಂಗ್ರಹ.
ಅಧ್ಯಾಯ – 9 ಕಂಪ್ಯೂಟರ್ ಹಾಗೂ ಮಾಹಿತಿ ತಂತ್ರಜ್ಞಾನ.
ಅಧ್ಯಾಯ – 10 ಪಾರಿಭಾಷಿಕ ಆಡಳಿತ ಕನ್ನಡ ಪದಗಳು ಮತ್ತು ತಾಂತ್ರಿಕ/ ಕಂಪ್ಯೂಟರ್ ಪಾರಿಭಾಷಿಕ ಪದಗಳು.

ಆಡಳಿತ ಕನ್ನಡ ಕಲಿಕೆಯ ಫಲಿತಾಂಶ'ಗಳು:

- ಆಡಳಿತ ಭಾಷೆ ಕನ್ನಡದ ಪರಿಚಯವಾಗುತ್ತದೆ.
- ವಿದ್ಯಾರ್ಥಿಗಳಲ್ಲಿ ಕನ್ನಡ ಭಾಷೆಯ ವ್ಯಾಕರಣದ ಬಗ್ಗೆ ಅರಿವು ಮೂಡುತ್ತದೆ.
- ಕನ್ನಡ ಭಾಷಾ ರಚನೆಯಲ್ಲಿನ ನಿಯಮಗಳು ಮತ್ತು ಲೇಖನ ಚಿಹ್ನೆಗಳು ಪರಿಚಯಿಸಲ್ಪಡುತ್ತವೆ.
- ಸಾಮಾನ್ಯ ಅರ್ಜಿಗಳು, ಸರ್ಕಾರಿ ಮತ್ತು ಅರೆ ಸರ್ಕಾರಿ ಪತ್ರವ್ಯವಹಾರದ ಬಗ್ಗೆ ಅರಿವು ಮೂಡುತ್ತದೆ.
- ಭಾಷಾಂತರ ಮತ್ತು ಪ್ರಬಂಧ ರಚನೆ ಬಗ್ಗೆ ಅಸಕ್ತಿ ಮೂಡುತ್ತದೆ.
- ಕನ್ನಡ ಭಾಷಾಭ್ಯಾಸ ಮತ್ತು ಸಾಮಾನ್ಯ ಕನ್ನಡ ಹಾಗೂ ಆಡಳಿತ ಕನ್ನಡದ ಪದಗಳು ಪರಿಚಯಿಸಲ್ಪಡುತ್ತವೆ.

ಪರೀಕ್ಷೆಯ ವಿಧಾನ : ನಿರಂತರ ಆಂತರಿಕ ಮೌಲ್ಯಮಾಪನ – ಅಖಇ **(ಅಡಟಿಣಟಿಣಟಾ ಖಟಿಣಜಡಿಟಿಚಿಟ ಇಡಚಿಟಣಚಿಣಟಿ):**
ಕಾಲೇಜು ಮಟ್ಟದಲ್ಲಿಯೆ ಆಂತರಿಕ ಪರೀಕ್ಷೆಯನ್ನು 100 ಅಂಕಗಳಿಗೆ ವಿಶ್ವವಿದ್ಯಾಲಯದ ನಿಯಮಗಳು ಮತ್ತು ನಿರ್ದೇಶನದಂತೆ ನಡೆಸತಕ್ಕದ್ದು.

ಪಠ್ಯಪುಸ್ತಕ : ಆಡಳಿತ ಕನ್ನಡ ಪಠ್ಯ ಪುಸ್ತಕ (ಏಚಿಟಿಟಿಚಿಜಚಿ ಜಿಡಿ ಂಜಟಿಟಿಣಡಿಚಿಣಟಿ)

ಸಂಪಾದಕರು
ಡಾ. ಎಲ್. ತಿಮ್ಮೇಶ
ಪ್ರೊ. ವಿ. ಕೇಶವಮೂರ್ತಿ
ಪ್ರಕಟಣೆ : ಪ್ರಸಾರಾಂಗ, ವಿಶ್ವೇಶ್ವರಯ್ಯ ತಾಂತ್ರಿಕ ವಿಶ್ವವಿದ್ಯಾಲಯ, ಬೆಳಗಾವಿ.

B. E. (Common to all Programmes)
Outcome Based Education (OBE) and Choice Based Credit System (CBCS)
SEMESTER –II & III/IV

Vyavaharika Kannada

Course Code	**18KVK28/39/49**	CIE Marks	100
Teaching Hours/Week (L:T:P)	(0:2:0)		
Credits	01		

Course Learning Objectives:

The course will enable the students to understand Kannada and communicate in Kannada language.

Table of Contents:

Chapter - 1: Vyavaharika kannada – Parichaya (Introduction to Vyavaharika Kannada).
Chapter - 2: Kannada Aksharamale haagu uchcharane (Kannada Alpabets and Pronunciation).
Chapter - 3: Sambhashanegaagi Kannada Padagalu (Kannada Vocabulary for Communication).
Chapter - 4: Kannada Grammar in Conversations (Sambhashaneyalli Kannada Vyakarana).
Chapter - 5: Activities in Kannada.

Course Outcomes:

At the end of the course, the student will be able to understand Kannada and communicate in Kannada language.

ಪರೀಕ್ಷೆಯ ವಿಧಾನ : ನಿರಂತರ ಆಂತರಿಕ ಮೌಲ್ಯಮಾಪನ – ಅಖಇ **(ಅಡುಣಟಿಷಾ ಖಟಿಣಜಡಿಟಿಚಿಟ ಇಷಚಿಟಿಷಚಿಣಟಿ):**

ಕಾಲೇಜು ಮಟ್ಟದಲ್ಲಿಯೆ ಆಂತರಿಕ ಪರೀಕ್ಷೆಯನ್ನು 100 ಅಂಕಗಳಿಗೆ ವಿಶ್ವವಿದ್ಯಾಲಯದ ನಿಯಮಗಳು ಮತ್ತು ನಿರ್ದೇಶನದಂತೆ ನಡೆಸತಕ್ಕದ್ದು.

ಖಿಷಣಛಷಾ (ಪಠ್ಯಪುಸ್ತಕ): ವ್ಯಾವಹಾರಿಕ ಕನ್ನಡ ಪಠ್ಯ ಪುಸ್ತಕ (ಗಿಥಿಚಿತಿಷಿಚಿಡಿಷಾಚಿ ಏಚಿಟಿಟಿಚಿಜಚಿ ಖಿಷಣಾ ಃಡಷಾ)

ಸಂಪಾದಕರು

ಡಾ. ಎಲ್. ತಿಮ್ಮೇಶ

ಪ್ರೊ. ವಿ. ಕೇಶವಮೂರ್ತಿ

ಪ್ರಕಟಣೆ : ಪ್ರಸಾರಾಂಗ, ವಿಶ್ವೇಶ್ವರಯ್ಯ ತಾಂತ್ರಿಕ ವಿಶ್ವವಿದ್ಯಾಲಯ, ಬೆಳಗಾವಿ.

B. E. AUTOMOBILE ENGINEERING
Outcome Based Education (OBE) and Choice Based Credit System (CBCS)
SEMESTER - III

CONSTITUTION OF INDIA, PROFESSIONAL ETHICS AND CYBER LAW (CPC)

Course Code	**18CPC39/49**	CIE Marks	40
Teaching Hours/Week (L:T:P)	(1:0:0)	SEE Marks	60
Credits	01	Exam Hours	02

Course Learning Objectives: To

- know the fundamental political codes, structure, procedures, powers, and duties of Indian government institutions, fundamental rights, directive principles, and the duties of citizens
- Understand engineering ethics and their responsibilities; identify their individual roles and ethical responsibilities towards society.
- Know about the cybercrimes and cyber laws for cyber safety measures.

Module-1

Introduction to Indian Constitution: The Necessity of the Constitution, The Societies before and after the Constitution adoption. Introduction to the Indian constitution, The Making of the Constitution, The Role of the Constituent Assembly - Preamble and Salient features of the Constitution of India. Fundamental Rights and its Restriction and limitations in different Complex Situations. Directive Principles of State Policy (DPSP) and its present relevance in our society with examples. Fundamental Duties and its Scope and significance in Nation building.

Module-2

Union Executive and State Executive: Parliamentary System, Federal System, Centre-State Relations. Union Executive – President, Prime Minister, Union Cabinet, Parliament - LS and RS, Parliamentary Committees, Important Parliamentary Terminologies. Supreme Court of India, Judicial Reviews and Judicial Activism. State Executives – Governor, Chief Minister, State Cabinet, State Legislature, High Court and Subordinate Courts, Special Provisions (Articles 370.371,371J) for some States.

Module-3

Elections, Amendments and Emergency Provisions: Elections, Electoral Process, and Election Commission of India, Election Laws. Amendments - Methods in Constitutional Amendments (How and Why) and Important Constitutional Amendments. Amendments – 7,9,10,12,42,44, 61, 73,74, ,75, 86, and 91,94,95,100,101,118 and some important Case Studies. Emergency Provisions, types of Emergencies and its consequences.

Constitutional special provisions: Special Provisions for SC and ST, OBC, Women, Children and Backward Classes.

Module-4

Professional / Engineering Ethics: Scope & Aims of Engineering & Professional Ethics - Business Ethics, Corporate Ethics, Personal Ethics. Engineering and Professionalism, Positive and Negative Faces of Engineering Ethics, Code of Ethics as defined in the website of Institution of Engineers (India): Profession, Professionalism, and Professional Responsibility. Clash of Ethics, Conflicts of Interest. Responsibilities in Engineering Responsibilities in Engineering and Engineering Standards, the impediments to Responsibility. Trust and Reliability in Engineering, IPRs (Intellectual Property Rights), Risks, Safety and liability in Engineering

Module-5

Internet Laws, Cyber Crimes and Cyber Laws: Internet and Need for Cyber Laws, Modes of Regulation of Internet, Types of cyber terror capability, Net neutrality, Types of Cyber Crimes, India and cyber law, Cyber Crimes and the information Technology Act 2000, Internet Censorship. Cybercrimes and enforcement agencies.

Course Outcomes: On completion of this course, students will be able to,

- CO1: Have constitutional knowledge and legal literacy.
- CO2: Understand Engineering and Professional ethics and responsibilities of Engineers.
- CO3: Understand the the cybercrimes and cyber laws for cyber safety measures.

Question paper pattern for SEE and CIE:

- The SEE question paper will be set for 100 marks and the marks scored by the students will proportionately be reduced to 60. The pattern of the question paper will be objective type (MCQ).
- For the award of 40 CIE marks, refer the University regulations 2018.

Sl. No.	Title of the Book	Name of the Author/s	Name of the Publisher	Edition and Year

Textbooks				
1	Constitution of India, Professional Ethics and Human Rights	Shubham Singles, Charles E. Haries, and et al	Cengage Learning India	2018
2	Cyber Security and Cyber Laws	Alfred Basta and et al	Cengage Learning India	2018
Reference Books				
3	Introduction to the Constitution of India	Durga Das Basu	Prentice –Hall,	2008.
4	Engineering Ethics	M. Govindarajan, S. Natarajan, V. S. Senthilkumar	Prentice –Hall,	2004

B. E. Common to all Programmes
Choice Based Credit System (CBCS) and Outcome Based Education (OBE)
SEMESTER - III

ADDITIONAL MATHEMATICS – I
(Mandatory Learning Course: Common to All Programmes)
(A Bridge course for Lateral Entry students under Diploma quota to BE/B. Tech programmes)

Course Code	**18MATDIP31**	CIE Marks	40
Teaching Hours/Week (L:T:P)	(2:2:0)	SEE Marks	60
Credits	0	Exam Hours	03

Course objectives:

- To provide basic concepts of complex trigonometry, vector algebra, differential and integral calculus.
- To provide an insight into vector differentiation and first order ODE's.

Module-1

Complex Trigonometry: Complex Numbers: Definitions and properties. Modulus and amplitude of a complex number, Argand's diagram, De-Moivre's theorem (without proof).
Vector Algebra: Scalar and vectors. Addition and subtraction and multiplication of vectors- Dot and Cross products, problems.

Module-2

Differential Calculus: Review of successive differentiation-illustrative examples. Maclaurin's series expansions-Illustrative examples. Partial Differentiation: Euler's theorem-problems on first order derivatives only. Total derivatives-differentiation of composite functions. Jacobians of order two-Problems.

Module-3

Vector Differentiation: Differentiation of vector functions. Velocity and acceleration of a particle moving on a space curve. Scalar and vector point functions. Gradient, Divergence, Curl-simple problems. Solenoidal and irrotational vector fields-Problems.

Module-4

Integral Calculus: Review of elementary integral calculus. Reduction formulae for $\sin^n x$, $\cos^n x$ (with proof) and $\sin^m x \cos^n x$ (without proof) and evaluation of these with standard limits-Examples. Double and triple integrals-Simple examples.

Module-5

Ordinary differential equations (ODE's. Introduction-solutions of first order and first degree differential equations: exact, linear differential equations. Equations reducible to exact and Bernoulli's equation.

Course outcomes: At the end of the course the student will be able to:

- CO1: Apply concepts of complex numbers and vector algebra to analyze the problems arising in related area.
- CO2: Use derivatives and partial derivatives to calculate rate of change of multivariate functions.
- CO3: Analyze position, velocity and acceleration in two and three dimensions of vector valued functions.
- CO4: Learn techniques of integration including the evaluation of double and triple integrals.

CO5: Identify and solve first order ordinary differential equations.

Question paper pattern:

- The question paper will have ten full questions carrying equal marks.
- Each full question will be for 20 marks.
- There will be two full questions (with a maximum of four sub- questions) from each module.
- Each full question will have sub- question covering all the topics under a module.
- The students will have to answer five full questions, selecting one full question from each module.

Sl No	Title of the Book	Name of the Author/s	Name of the Publisher	Edition and Year
Textbook				
1	Higher Engineering Mathematics	B.S. Grewal	Khanna Publishers	43rd Edition,

				2015
Reference Books				
1	Advanced Engineering Mathematics	E. Kreyszig	John Wiley & Sons	10th Edition, 2015
2	Engineering Mathematics	N.P.Bali and Manish Goyal	Laxmi Publishers	7th Edition, 2007
3	Engineering Mathematics Vol.I	Rohit Khurana	Cengage Learning	1st Edition, 2015

B. E. Common to all Programmes
Outcome Based Education (OBE) and Choice Based Credit System (CBCS)
SEMESTER - IV

COMPLEX ANALYSIS, PROBABILITY AND STATISTICAL METHODS
(Common to all Programmes)
[As per Choice Based Credit System (CBCS) scheme]

Course Code	**18MAT41**	CIE Marks	40
Teaching Hours/Week (L:T:P)	(2:2:0)	SEE Marks	60
Credits	3	Exam Hours	03

Course Learning Objectives:

- To provide an insight into applications of complex variables, conformal mapping and special functions arising in potential theory, quantum mechanics, heat conduction and field theory.
- To develop probability distribution of discrete, continuous random variables and joint probability distribution occurring in digital signal processing, design engineering and microwave engineering.

Module-1

Calculus of complex functions: Review of function of a complex variable, limits, continuity, and differentiability. Analytic functions: Cauchy-Riemann equations in Cartesian and polar forms and consequences. Construction of analytic functions: Milne-Thomson method-Problems.

Module-2

Conformal transformations: Introduction. Discussion of transformations: $w=z^2$, $w=e^z$, $w=z+\frac{1}{z},(z\neq 0)$. Bilinear transformations- Problems.

Complex integration: Line integral of a complex function-Cauchy's theorem and Cauchy's integral formula and problems.

Module-3

Probability Distributions: Review of basic probability theory. Random variables (discrete and continuous), probability mass/density functions. Binomial, Poisson, exponential and normal distributions- problems (No derivation for mean and standard deviation)-Illustrative examples.

Module-4

Curve Fitting: Curve fitting by the method of least squares- fitting the curves of the form-

$y=ax+b, y=ax^b$ & $y=ax^2+bx+c.$

Statistical Methods: Correlation and regression-Karl Pearson's coefficient of correlation and rank correlation-problems. Regression analysis- lines of regression –problems.

Module-5

Joint probability distribution: Joint Probability distribution for two discrete random variables, expectation and covariance.

Sampling Theory: Introduction to sampling distributions, standard error,Type-I and Type-II errors. Test of hypothesis for means, student's t-distribution, Chi-square distribution as a test of goodness of fit.

Course outcomes: At the end of the course the student will be able to:

- CO1: Use the concepts of analytic function and complex potentials to solve the problems arising in electromagnetic field theory.
- CO2: Utilize conformal transformation and complex integral arising in aerofoil theory, fluid flow visualization and image processing.
- CO3: Apply discrete and continuous probability distributions in analyzing the probability models arising in engineering field.
- CO4: Make use of the correlation and regression analysis to fit a suitable mathematical model for the statistical data.
- CO5: Construct joint probability distributions and demonstrate the validity of testing the hypothesis.

Question paper pattern:

- The question paper will have ten full questions carrying equal marks.
- Each full question will be for 20 marks.
- There will be two full questions (with a maximum of four sub- questions) from each module.
- Each full question will have sub- question covering all the topics under a module.
- The students will have to answer five full questions, selecting one full question from each module.

Sl No	Title of the Book	Name of the Author/s	Name of the Publisher	Edition and Year
Textbooks				
1	Advanced Engineering Mathematics	E. Kreyszig	John Wiley & Sons	10th Edition,2016
2	Higher Engineering Mathematics	B. S. Grewal	Khanna Publishers	44th Edition, 2017
3	Engineering Mathematics	Srimanta Pal et al	Oxford University Press	3rd Edition,2016
Reference Books				
1	Advanced Engineering Mathematics	C. Ray Wylie, Louis C. Barrett	McGraw-Hill	6th Edition 1995
2	Introductory Methods of Numerical Analysis	S. S. Sastry	Prentice Hall of India	4th Edition 2010
3	Higher Engineering Mathematics	B.V. Ramana	McGraw-Hill	11th Edition,2010
4	A Textbook of Engineering Mathematics	N. P. Bali and Manish Goyal	Laxmi Publications	6th Edition, 2014
5	Advanced Engineering Mathematics	Chandrika Prasad and Reena Garg	Khanna Publishing,	2018

Web links and Video Lectures:

1. http://nptel.ac.in/courses.php?disciplineID=111
2. http://www.class-central.com/subject/math(MOOCs)
3. http://academicearth.org/
4. VTU EDUSAT PROGRAMME - 20

B. E. CIVIL ENGINEERING
Outcome Based Education (OBE) and Choice Based Credit System (CBCS)
SEMESTER – IV
ANALYSIS OF DETERMINATE STRUCTURES

Course Code	**18CV42**	CIE Marks	40
Teaching Hours/Week(L:T:P)	(3:2:0)	SEE Marks	60
Credits	04	Exam Hours	03

Course Learning Objectives: This course will enable students to

1. To understand different forms of structural systems.
2. To understand concept of ILD and moving loads.
3. To determine slopes and deflections of beams and trusses.
4. To analyse arches and cables.

Module-1

Introduction and Analysis of Plane Trusses: Structural forms, Conditions of equilibrium, Compatibility conditions, Degree of freedom, Linear and non linear analysis, Static and kinematic indeterminacies of structural systems.

Influence Lines: Concepts of influence lines-ILD for reactions, SF and BM for determinate beams-ILD for axial forces in determinate trusses and numerical problems.

Module-2

Moving Loads: Reactions, BM and SF in determinate beams, axial forces in determinate trusses for rolling loads using ILD (Max. values and absolute max. values for beams subjected to multiple loads).

Module-3

Deflection of Beams: Moment area method: Derivation, Mohr's theorems, Sign conventions, Application of moment area method for determinate prismatic beams, Beams of varying section, Use of moment diagram by parts. Conjugate beam method: Real beam and conjugate beam, conjugate beam theorems, Application of conjugate beam method of determinate beams of variable cross sections

Module-4

Energy Principles and Energy Theorems: Principle of virtual displacements, Principle of virtual forces, Strain energy and complimentary energy, Strain energy due to axial force, bending, shear and torsion, Deflection of determinate beams and trusses using total strain energy, Deflection at the point of application of single load, Castig liano's theorems and its application to estimate the deflections of trusses, bent frames, Special applications-Dummy unit load method.

Module-5

Arches and Cable Structures: Three hinged parabolic and circular arches with supports at the same and different levels. Determination of normal thrust, radial shear and bending moment. Analysis of cables under point loads and UDL. Length of cables for supports at same and at different levels- Stiffening trusses for suspension cables.

Course Outcomes: After studying this course, students will be able to:

1. Identify different forms of structural systems.
2. Construct ILD and analyse the beams and trusses subjected to moving loads
3. Understand the energy principles and energy theorems and its applications to determine the deflections of trusses and beams.
4. Determine the stress resultants in arches and cables.

Question paper pattern:

- The question paper will have ten full questions carrying equal marks.
- Each full question will be for 20 marks.
- There will be two full questions (with a maximum of four sub- questions) from each module.
- Each full question will have sub- question covering all the topics under a module.

The students will have to answer five full questions, selecting one full question from each module.

Textbooks:

1. Reddy C S, Basic Structural Analysis, Tata McGraw Hill, New Delhi.
2. Muthu K U. etal, Basic Structural Analysis, 2nd edition, IK International Pvt. Ltd., NewDelhi,2015.
3. Bhavikatti, Structual Analysis, Vikas Publishing House Pvt. Ltd, New Delhi,2002.

Reference Books:

1. Hibbeler R C, Structural Analysis, Prentice Hall, 9th edition,2014.

2. Devadoss Menon, Structural Analysis, Narosa Publishing House, New Delhi,2008.
3. Prakash Rao D S, Structural Analysis, University Press Pvt. Ltd,2007.

CIVIL ENGINEERING
Choice Based Credit System (CBCS) and Outcome Based Education (OBE)
SEMESTER - IV

APPLIED HYDRAULICS

Course Code	**18CV43**	CIE Marks	40
Teaching Hours/Week(L:T:P)	(3:0:0)	SEE Marks	60
Credits	03	Exam Hours	03

Course Learning Objectives: The objectives of this course is to make students to learn:

1. Principles of dimensional analysis to design hydraulic models and Design of various models.
2. Design the open channels of various cross sections including design of economical sections.
3. Energy concepts of fluid in open channel, Energy dissipation, Water surface profiles at different conditions.
4. The working principles of the hydraulic machines for the given data and analyzing the performance of Turbines for various design data.

Module-1

Dimensional analysis: Dimensional analysis and similitude: Dimensional homogeneity, Non Dimensional parameter, Rayleigh methods and Buckingham ð theorem, dimensional analysis, choice of variables, examples on various applications. **Model analysis:** Model analysis, similitude, types of similarities, force ratios, similarity laws, model classification, Reynolds model, Froude's model, Euler's Model, Webber's model, Mach model, scale effects, Distorted models. Numerical problems on Reynolds's, and Froude's Model

Buoyancy and Flotation: Buoyancy, Force and Centre of Buoyancy, Meta centre and Meta centric height, Stability of submerged and floating bodies, Determination of Meta centric height, Experimental and theoretical method, Numerical problems.

Module-2

Open Channel Flow Hydraulics: Uniform Flow: Introduction, Classification of flow through channels, Chezy's and Manning's equation for flow through open channel, Most economical channel sections, Uniform flow through Open channels, Numerical Problems. Specific Energy and Specific energy curve, Critical flow and corresponding critical parameters, Numerical Problems

Module-3

Non-Uniform Flow: Hydraulic Jump, Expressions for conjugate depths and Energy loss, Numerical Problems Gradually varied flow, Equation, Back water curve and afflux, Description of water curves or profiles, Mild, steep, critical, horizontal and adverse slope profiles, Numerical problems on identifying the flow profiles

Module-4

Impact of jet on Curved vanes: Introduction, Impulse-Momentum equation. Direct impact of a jet on stationary and moving curved vanes, Introduction to concept of velocity triangles, impact of jet on a series of curved vanes- Problems.

Turbines – Impulse Turbines: Introduction to turbines, General lay out of a hydro- electric plant, Heads and Efficiencies, classification of turbines. Pelton wheel- components, working principle and velocity triangles. Maximum power, efficiency, working proportions – Numerical problems.

Module-5

Reaction Turbines and Pumps: Radial flow reaction turbines: (i) Francis turbine- Descriptions, working proportions and design, Numerical problems. (ii) Kaplan turbine- Descriptions, working proportions and design, Numerical problems. Draft tube theory and unit quantities. (No problems)

Centrifugal pumps: Components and Working of centrifugal pumps, Types of centrifugal pumps, Work done by the impeller, Heads and Efficiencies, Minimum starting speed of centrifugal pump, Numerical problems, Multi-stage pumps.

Course outcomes: After a successful completion of the course, the student will be able to:

1. Apply dimensional analysis to develop mathematical modeling and compute the parametric values in prototype by analyzing the corresponding model parameters
2. Design the open channels of various cross sections including economical channel sections
3. Apply Energy concepts to flow in open channel sections, Calculate Energy dissipation,
4. Compute water surface profiles at different conditions
5. Design turbines for the given data, and to know their operation characteristics under different operating conditions

Question paper pattern:

- The question paper will have ten full questions carrying equal marks.
- Each full question will be for 20 marks.
- There will be two full questions (with a maximum of four sub- questions) from each module.
- Each full question will have sub- question covering all the topics under a module.
- The students will have to answer five full questions, selecting one full question from each module.

Textbooks:

1. P N Modi and S M Seth, "Hydraulics and Fluid Mechanics, including Hydraulic Machines", 20th edition, 2015, Standard Book House, NewDelhi
2. R.K. Bansal, "A Text book of Fluid Mechanics and Hydraulic Machines", Laxmi Publications, New Delhi
3. S K SOM and G Biswas, "Introduction to Fluid Mechanics and Fluid Machines", Tata McGraw Hill, New Delhi.

Reference Books:

1. K Subramanya, "Fluid Mechanics and Hydraulic Machines", Tata McGraw Hill Publishing Co.Ltd.
2. Mohd. Kaleem Khan, "Fluid Mechanics and Machinery", Oxford UniversityPress.
3. C.S.P. Ojha, R. Berndtsson, and P.N. Chandramouli, "Fluid Mechanics and Machinery", Oxford University Publication –2010.
4. J.B. Evett, and C. Liu, "Fluid Mechanics and Hydraulics", McGraw-Hill Book Company.-2009.

CIVIL ENGINEERING
Choice Based Credit System (CBCS) and Outcome Based Education (OBE)
SEMESTER - IV

CONCRETE TECHNOLOGY

Course Code	**18CV44**	CIE Marks	40
Teaching Hours/Week(L:T:P)	(3:0:0)	SEE Marks	60
Credits	03	Exam Hours	03

Course Learning Objectives: This course will enable students to:

1. To recognize material characterization of ingredients of concrete and its influence on properties of concrete
2. Proportion ingredients of Concrete to arrive at most desirable mechanical properties of Concrete.
3. Ascertain and measure engineering properties of concrete in fresh and hardened state which meet the requirement of real time structures.

Module-1

Concrete Ingredients Cement – Cement manufacturing process, steps to reduce carbon footprint, chemical composition and their importance, hydration of cement, types of cement. Testing of cement. Fine aggregate: Functions, requirement, Alternatives to River sand, M-sand introduction and manufacturing. Coarse aggregate: Importance of size, shape and texture. Grading and blending of aggregate. Testing on aggregate, requirement. Recycled aggregates Water – qualities of water. Chemical admixtures – plasticizers, accelerators, retarders and air entraining agents. Mineral admixtures – Pozzolanic and cementitious materials, Fly ash, GGBS, silica fumes, Metakaolin and rice huskash.

Module-2

Fresh Concrete Workability-factors affecting workability. Measurement of workability–slump, Compaction factor and Vee-Bee Consistometer tests, flow tests. Segregation and bleeding. Process of manufacturing of concrete- Batching, Mixing, Transporting, Placing and Compaction. Curing – Methods of curing – Water curing, membrane curing, steam curing, accelerated curing, self- curing. Good and Bad practices of making and using fresh concrete and Effect of heat of hydration during mass concreting at project sites.

Module-3

Hardened Concrete Factors influencing strength, W/C ratio, gel/space ratio, Maturity concept, Testing of hardened concrete, Creep –facto rs affecting creep. Shrinkage of concrete – plastic shrinking and drying shrinkage, Factors affecting shrinkage. Definition and significance of durability. Internal and external factors influencing durability, Mechanisms- Sulphate attack – chloride attack, carbonation, freezing and thawing. Corrosion, Durability requirements as per IS-456, In situ testing of concrete- Penetration and pull out test, rebound hammer test, ultrasonic pulse velocity, core extraction – Principal, applications and limitations.

Module-4

Concrete Mix Proportioning

Concept of Mix Design with and without admixtures, variables in proportioning and Exposure conditions, Selection criteria of ingredients used for mix design, Procedure of mix proportioning. Numerical Examples of Mix Proportioning using IS-10262:2019.

Module-5

Special Concretes

RMC- manufacture and requirement as per QCI-RMCPCS, properties, advantages and disadvantages. Self-Compacting concrete- concept, materials, tests, properties, application and typical mix Fiber reinforced concrete - Fibers types, properties, application of FRC. Light weight concrete-material properties and types. Typical light weight concrete mix and applications, materials, requirements, mix proportion and properties of Geo polymer Concrete, High Strength Concrete and High Performance Concrete.

Course outcomes: After studying this course, students will be able to:

1. Relate material characteristics and their influence on microstructure of concrete.
2. Distinguish concrete behavior based on its fresh and hardened properties.
3. Illustrate proportioning of different types of concrete mixes for required fresh and hardened properties using professional codes.
4. Adopt suitable concreting methods to place the concrete based on requirement.
5. Select a suitable type of concrete based on specific application.

Question paper pattern:

- The question paper will have ten full questions carrying equal marks.
- Each full question will be for 20 marks.
- There will be two full questions (with a maximum of four sub- questions) from each module.
- Each full question will have sub- question covering all the topics under a module.
- The students will have to answer five full questions, selecting one full question from each module.

Textbooks:

1. Neville A.M. “Properties of Concrete”-4th Ed., Longman.
2. M.S. Shetty, Concrete Technology - Theory and Practice Published by S. Chand and Company, New Delhi.
3. Kumar Mehta. P and Paulo J.M. Monteiro “Concrete-Microstructure, Property and Materials”, 4th Edition, McGraw Hill Education, 2014
4. A.R. Santha Kumar, “Concrete Technology”, Oxford Un iversity Press, New Delhi (NewEdition).

Reference Books:

1. M L Gambir, “Concrete Technology”, McGraw Hill Education,2014.
2. N. V. Nayak, A. K. Jain Handbook on Advanced Concrete Technology, ISBN: 978-81-8487-186-9
3. Job Thomas, “Concrete Technology”, CENGAGE Learning,2015.
4. IS 4926 (2003): Code of Practice Ready-Mixed Concrete [CED 2: Cement and Concrete] Criteria for RMC Production Control, Basic Level Certification for Production Control of Ready Mixed Concrete-BMTPC.
5. Specification and Guidelines for Self-Compacting Concrete, EFNARC, Association House.

B. E. CIVIL ENGINEERING
Choice Based Credit System (CBCS) and Outcome Based Education (OBE)
SEMESTER - IV

ADVANCED SURVEYING

Course Code	**18CV45**	CIE Marks	40
Teaching Hours/Week(L:T:P)	(3:0:0)	SEE Marks	60
Credits	03	Exam Hours	03

Objectives: This course will enable students to

1. Apply geometric principles to arrive at solutions to surveying problems.
2. Analyze spatial data using appropriate computational and analytical techniques.
3. Design proper types of curves for deviating type of alignments.
4. Use the concepts of advanced data capturing methods necessary for engineering practice

Module-1

Theodolite Survey and Instrument Adjustment: Theodolite and types, Fundamental axes and parts of Transit theodolite, uses of theodolite, Temporary adjustments of transit theodolite, measurement of horizontal and vertical angles, step by step procedure for obtaining permanent adjustment of Transit theodolite.

Trigonometric Levelling: Trigonometric leveling (heights and distances-single plane and double plane methods).

Module-2

Tacheometry: Basic principle, types of tacheometry, distance equation for horizontal and inclined line of sight in fixed hair method, problems.

Geodetic Surveying: Principle and Classification of triangulation system, Selection of base line and stations, Orders of triangulation, Triangulation figures, Reduction to Centre, Selection and marking of stations.

Module-3

Curve Surveying:

Curves – Necessity – Types, Simple curves, Elements , Designation of curves, Setting out simple curves by linear methods (numerical problems on offsets from long chord & chord produced method), Setting out curves by Rankines deflection angle method (Numerical problems). Compound curves, Elements, Design of compound curves, Setting out of compound curves (numerical problems). Reverse curve between two Parallel straights (numerical problems on Equal radius and unequal radius). Transition curves Characteristics, numerical problems on Length of Transition curve, Vertical curves & Types – (theory).

Module-4

Aerial Photogrammetry

Introduction, Uses, Aerial photographs, Definitions, Scale of vertical and tilted photograph (simple problem Ground Co-ordinates (simple problems), Relief Displacements (Derivation), Ground control, Procedure of ae survey, overlaps and mosaics, Stereoscopes, Derivation Parallax.

Module-5

Modern Surveying Instruments

Introduction, Electromagnetic spectrum, Electromagnetic distance measurement, Total station, Lidar scanners for topographical survey.

Remote Sensing: Introduction, Principles of energy interaction in atmosphere and earth surface features, Image interpretation techniques, visual interpretation. Digital image processing, Global Positioning system

Geographical Information System: Definition of GIS, Key Components of GIS, Functions of GIS, Spatial data, spatial information system Geospatial analysis, Integration of Remote sensing and GIS and Applications in Civil Engineering(transportation, town planning).

Course outcomes: After a successful completion of the course, the student will be able to:

1. Apply the knowledge of geometric principles to arrive at surveying problems
2. Use modern instruments to obtain geo-spatial data and analyse the same to appropriate engineering problems.
3. Capture geodetic data to process and perform analysis for survey problems with the use of electronic instruments;
4. Design and implement the different types of curves for deviating type of alignments.

Question paper pattern:

- The question paper will have ten full questions carrying equal marks.
- Each full question will be for 20 marks.
- There will be two full questions (with a maximum of four sub- questions) from each module.
- Each full question will have sub- question covering all the topics under a module.
- The students will have to answer five full questions, selecting one full question from each module.

Textbooks:

1. B.C. Punmia, "Surveying Vol.2", Laxmi Publications pvt. Ltd., New Delhi.
2. Kanetkar T P and S V Kulkarni , Surveying and Leveling Part 2, Pune Vidyarthi Griha Prakashan,
3. K.R. Arora, "Surveying Vol. 1" Standard Book House, New Delhi.
4. SateeshGopi, Global Positioning System, Tata McGraw Hill Publishing Co. Ltd. New Delhi.

Reference Books:

1. S.K. Duggal, "Surveying Vol. I & II", Tata McGraw Hill Publishing Co. Ltd. New Delhi.
2. R Subramanian, Surveying and Leveling, Second edition, Oxford University Press, New Delhi.
3. David Clerk, Plane and Geodetic Surveying Vol1 and Vol2, CBSpublishers
4. B Bhatia, Remote Sensing and GIS, Oxford University Press, New Delhi.
5. T.M Lillesand, R.W Kiefer,. and J.W Chipman, Remote sensing and Image interpretation , 5th edition, John Wiley and SonsIndia
6. James M Anderson and Adward M Mikhail, Surveying theory and practice, 7th Edition, Tata McGraw HillPublication.
7. Kang-tsung Chang, Introduction to geographic information systems, McGraw Hill HigherEducation.

B. E. CIVIL ENGINEERING
Choice Based Credit System (CBCS) and Outcome Based Education (OBE)
SEMESTER - IV

WATER SUPPLY AND TREATMENT ENGINEERING

Course Code	**18CV46**	CIE Marks	40
Teaching Hours/Week(L:T:P)	(3:0:0)	SEE Marks	60
Credits	03	Exam Hours	03

Course Learning Objectives: This course will enable students to

1. Analyze the variation of water demand and to estimate water requirement for a community.
2. Evaluate the sources and conveyance systems for raw and treated water.
3. Study drinking water quality standards and to illustrate qualitative analysis of water.
4. Design physical, chemical and biological treatment methods to ensure safe and potable water Supply.

Module -1

Introduction: Need for protected water supply. Demand of Water: Types of water demands -domestic demand, industrial, institutional and commercial, public use, fire demand estimation, factors affecting per capita demand, Variations in demand of water, Peak factor.

Design period and factors governing design period. Methods of population forecasting and numerical problems

Module -2

Water Treatment: Objectives, Unit flow diagrams – significance of each unit: Sources and Characteristics of surface and subsurface sources and Suitability. Sampling : Objectives, methods and preservation techniques. Drinking water quality standards as per BIS. Effect of water quality parameters.

Intake structures – types. Factors to be considered in selection of site for intake structures. Aeration process, limitations, types and two film theory.

Module -3

Sedimentation -theory, settling tanks, types and design. Coagulation and flocculation, Clarriflocculators (circular and rectangular). theory, types of coagulants, coagulant feeding devices. Jar test apparatus and estimation of coagulants.

Filtration: mechanism, theory of filtration, types of filters: slow sand, rapid sand and pressure filters. Operation, cleaning. Operational problems in filters. Design of slow and rapid sand filter without under drainage system

Module -4

Disinfection: Theory of disinfection. Methods of disinfection with merits and demerits. Chlorination: Break point chlorination and determination of chlorine demand. Estimation of quantity bleaching powder.

Miscellaneous treatment Process: Softening: Lime soda and Zeolite process. Estimation of Hardness. Fluoridation and De-fluoridation, Nalagonda Technique. RO and Nano filtration process with merits and demerits.

Module -5

Collection and Conveyance of water: Types of pumps with working principles and numerical Problems. Design of the economical diameter for the rising main.

Pipe appurtenances, Valves, Fire hydrants and different Pipe materials with their advantages and disadvantages. Factors affecting selection of pipe material.

Distribution system: Methods: Gravity, Pumping and Combined gravity and pumping system. Types of Distribution system. Service reservoirs and their capacity determination plant units and distribution system with population forecasting for the given city.

Course Outcomes: After studying this course, students will be able to:

1. Estimate average and peak water demand for a community.
2. Evaluate available sources of water, quantitatively and qualitatively and make appropriate choice for a community.
3. Evaluate water quality and environmental significance of various parameters and plan suitable treatment system.
4. Design a comprehensive water treatment and distribution system to purify and distribute water to the required quality standards.

Question paper pattern:

- The question paper will have ten full questions carrying equal marks.
- Each full question will be for 20 marks.
- There will be two full questions (with a maximum of four sub- questions) from each module.
- Each full question will have sub- question covering all the topics under a module.
- The students will have to answer five full questions, selecting one full question from each module.

Textbooks:

1. Howard S. Peavy, Donald R. Rowe, George T , Environmental Engineering - McGraw Hill International Edition. New York,2000
2. S. K. Garg, Environmental Engineering vol-I, Water supply Engineering – M/s Khanna Publishers, New Delhi2010
3. B.C. Punmia and Ashok Jain, Environmental Engineering I-Water Supply Engineering, Laxmi Publications (P) Ltd., New Delhi2010.

Reference Books:

1. CPHEEO Manual on water supply and treatment engineering, Ministry of Urban Development, Government of India, New Delhi.
2. Mark.J Hammer, Water & Waste Water Technology, John Wiley & Sons Inc., New York,2008.

B. E. CIVIL ENGINEERING
Choice Based Credit System (CBCS) and Outcome Based Education (OBE)
SEMESTER - IV

ENGINEERING GEOLOGY LABORATORY

Course Code	**18CVL47**	CIE Marks	40
Teaching Hours/Week(L:T:P)	(0:2:2)	SEE Marks	60
Credits	02	Exam Hours	03

Course Learning Objectives: This course will enable students

1. To expose the students to identify the minerals and rocks based on their inherent properties and uses in civil engineering,
2. To educate the students in the interpretation of the geological maps related to civil engineering projects.
3. Students will learn the dip and strike, thickness of strata, Bore hole problems related to geological formation related to foundation, tunnels, reservoirs and mining.
4. Students will understand the Field knowledge by visiting the site like problems Faults, Folds, Joints, Unconformity etc.

Experiments

1. Physical properties of minerals: Identification of
   i. Rock Forming minerals - Quartz group, Feldspar group, Garnet group, Mica group & Talc, Chlorite, Olivine, Asbestos, Calcite, Gypsum, etc
   ii. Ore forming minerals- Magnetite, Hematite, Pyrite, Pyralusite, Graphite, Chromite, etc

2. Engineering Properties of Rocks: Identification of
   i. Igneous rocks- Types of Granites, Dolerite, Granite Porphyry, Basalt, Pumice etc
   ii. Sedimentary rocks- Sandstone, Lime stone, Shale, Laterite, Breccia etc
   iii. Metamorphic rocks- Gneiss, Slate, Schist, Marble, Quartzite etc

3. Borehole problems: Determination of subsurface behavior of rocks, their attitude related to foundation, tunnels, reservoirs and mining. Triangular and Square methods. (2 methods)

4. Dip and Strike problems. Determine Apparent dip and True dip. (2 methods)

5. Calculation of Vertical, True thickness and width of the outcrops. (3 methods)

6. Study of Toposheets and Interpretation, Extraction of Drainage Basin and its Morphometric Analysis. (3Toposheets)

7. Interpretation and drawing of sections for geological maps showing tilted beds, faults, unconformities etc. (10 Maps)

8. Interpretation of Satellite Images. (2 Satellite images)

9. Field work– To identify Minerals, Rocks, Geomorphology and Structural features with related to the Civil Engineering projects.

Course outcomes: During this course, students will develop expertise in;

1. The students able to identify the minerals, rocks and utilize them effectively in civil engineering practices.
2. The students will interpret and understand the geological conditions of the area for implementation of civil engineering projects.
3. The students will interpret subsurface information such as thickness of soil, weathered zone, depth of hard rock and saturated zone by using geophysical methods.
4. The students will learn the techniques in the interpretation of LANDSAT Imageries to find out the lineaments and other structural features for the given area.
5. The students will be able to identify the different structures in the field.

Reference Books:

1. MP Billings, Structural Geology, CBS Publishers and Distributors, New Delhi.
2. B.S. Satyanarayana Swamy, Engineering Geology Laboratory Manual, Dhanpat Rai Sons, New Delhi.
3. LRA Narayan, remote sensing and its applications, UniversityPress.
4. P.K.MUKERJEE, Textbook of Geology, WorldPress Pvt. Ltd., Kolkatta
5. JohnI Plattand John Challinor, Simple Geological Structures,ThomasMurthy&Co, London.

B. E. CIVIL ENGINEERING
Choice Based Credit System (CBCS) and Outcome Based Education (OBE)
SEMESTER - IV

FLUID MECHANICS AND HYDRAULIC MACHINES LABORATORY

Course Code	**18CVL48**	CIE Marks	40
Teaching ours/Week(L:T:P)	(0:2:2)	SEE Marks	60
Credits	02	Exam Hours	03

Course Learning Objectives: This course will enable students to;

1. calibrate flow measuring devices
2. determine the force exerted by jet of water on vanes
3. measure discharge and head losses in pipes
4. understand the fluid flow pattern

Experiments:

1. Verification of Bernoulli's equation.
2. Determination of Cd for Venturimeter and Orifice meter.
3. Determination of hydraulic coefficients of small vertical orifice.
4. Determination of C_d for Rectangular and Triangular notch
5. Determination of C_d for Ogee and Broad crested weir
6. Determination of C_d for Venturiflume
7. Determination of force exerted by a jet on flat and curved vanes.
8. Determination of efficiency of Pelton wheel turbine
9. Determination of efficiency of Francis turbine
10. Determination of efficiency of Kaplan turbine
11. Determination of efficiency of centrifugal pump
12. Determination of Major Loss in Pipes
13. Determination of Minor losses in pipe due to sudden enlargement, sudden contraction and bend.

Course outcomes: During the course of study students will develop understanding of:

1. Properties of fluids and the use of various instruments for fluid flow measurement.
2. Working of hydraulic machines under various conditions of working and their characteristics.

- All experiments are to be included in the examination except demonstration exercises.
- Candidate to perform experiment assigned to him.
- Marks are to be allotted as per the split up of marks shown on the cover page of answer script.

Reference Books:

1. Sarbjit Singh , Experiments in Fluid Mechanics - PHI Pvt. Ltd.- New Delhi
2. Mohd. Kaleem Khan, "Fluid Mechanics and Machinery", Oxford University Press
3. Hydraulics and Fluid Mechanics' – Dr. P.N. Modi& D r S.M. Seth, Standard Book House- New Delhi. 2009Edition

B. E. CIVIL ENGINEERING
Outcome Based Education (OBE) and Choice Based Credit System (CBCS)
SEMESTER - IV

ADDITIONAL MATHEMATICS – II
(Mandatory Learning Course: Common to All Branches)
(A Bridge course for Lateral Entry students under Diploma quota to BE/B. Tech programmes)

Course Code	**18MATDIP41**	CIE Marks	40
Teaching Hours/Week (L:T:P)	(2:1:0)	SEE Marks	60
Credits	00	Exam Hours	03

Course Learning Objectives:

- To provide essential concepts of linear algebra, second & higher order differential equations along with methods to solve them.
- To provide an insight into elementary probability theory and numerical methods.

Module-1

Linear Algebra: Introduction - rank of matrix by elementary row operations - Echelon form. Consistency of system of linear equations - Gauss elimination method. Eigen values and Eigen vectors of a square matrix. Problems.

Module-2

Numerical Methods: Finite differences. Interpolation/extrapolation using Newton's forward and backward difference formulae (Statements only)-problems. Solution of polynomial and transcendental equations – Newton-Raphson and Regula-Falsi methods (only formulae)- Illustrative examples. Numerical integration: Simpson's one third rule and Weddle's rule (without proof) Problems.

Module-3

Higher order ODE's: Linear differential equations of second and higher order equations with constant coefficients. Homogeneous /non-homogeneous equations. Inverse differential operators.[Particular Integral restricted to $R(x) = e^{ax}, \frac{sinax}{cosax}, x^n \; for \; f(D)y = R(x)$.

Module-4

Partial Differential Equations (PDE's): Formation of PDE's by elimination of arbitrary constants and functions. Solution of non-homogeneous PDE by direct integration. Homogeneous PDEs involving derivative with respect to one independent variable only.

Module-5

Probability: Introduction. Sample space and events. Axioms of probability. Addition & multiplication theorems. Conditional probability, Bayes's theorem, problems.

Course Outcomes: At the end of the course the student will be able to:

- Solve systems of linear equations using matrix algebra.
- Apply the knowledge of numerical methods in modelling and solving of engineering problems.
- Apply the knowledge of numerical methods in modelling and solving of engineering problems.
- Classify partial differential equations and solve them by exact methods.
- Apply elementary probability theory and solve related problems.

Question paper pattern:

- The question paper will have ten full questions carrying equal marks.
- Each full question will be for 20 marks.

Sl. No.	Title of the Book	Name of the Author/s	Name of the Publisher	Edition and Year
Textbook				
1	Higher Engineering Mathematics	B.S. Grewal	Khanna Publishers	43rd Edition, 2015
Reference Books				
1	Advanced Engineering Mathematics	E. Kreyszig	John Wiley & Sons	10th Edition, 2015
2	Engineering Mathematics Vol. I	Rohit Khurana	Cengage Learning	2015.

B. E. CIVIL ENGINEERING
Choice Based Credit System (CBCS) and Outcome Based Education (OBE)
SEMESTER - V

CONSTRUCTION MANAGEMENT AND ENTREPRENEURSHIP

Course Code	**18CV51**	CIE Marks	40
Teaching Hours/Week(L:T:P)	(2:2:0)	SEE Marks	60
Credits	03	Exam Hours	03

Course Learning Objectives: This course will enable students to

1. Understand the concept of planning, scheduling, cost and quality control, safety during construction, organization and use of project information necessary for construction project.
2. Inculcate Human values to grow as responsible human beings with proper personality.
3. Keep up ethical conduct and discharge professional duties.

Module -1

Management: Characteristics of management, functions of management, importance and purpose of planning process, types of plans.

Construction Project Formulation: Introduction to construction management, project organization, management functions, management styles.

Construction Planning and Scheduling: Introduction, types of project plans, work breakdown structure, Grant Chart, preparation of network diagram- event and activity based and its critical path-critical path method, PERT method, concept of activity on arrow and activity on node.

Module -2

Resource Management: Basic concepts of resource management, class of lab our, Wages & statutory requirement, Labour Production rate or Productivity, Factors affecting labour output or productivity.

Construction Equipments: classification of construction equipment, estimation of productivity for: excavator, dozer, compactors, graders and dumpers. Estimation of ownership cost, operational and maintenance cost of construction equipments. Selection of construction equipment and basic concept on equipment maintenance

Materials: material management functions, inventory management.

Module -3

Construction Quality , safety and Human Values:

Construction quality process, inspection, quality control and quality assurance, cost of quality, ISO standards. Introduction to concept of Total Quality Management

HSE: Introduction to concepts of HSE as applicable to Construction. Importance of safety in construction , Safety measures to be taken during Excavation , Explosives , drilling and blasting , hot bituminous works , scaffolds / platforms / ladder , form work and equipment operation. Storage of materials. Safety through legislation, safety campaign. Insurances.

Ethics : Morals, values and ethics, integrity, trustworthiness , work ethics, need of engineering ethics, Professional Duties, Professional and Individual Rights, Confidential and Proprietary Information, Conflict of Interest Confidentiality, Gifts and Bribes, Price Fixing, Whistle Blowing.

Module -4

Introduction to engineering economy: Principles of engineering economics, concept on Micro and macro analysis, problem solving and decision making.

Interest and time value of money: concept of simple and compound interest, interest formula for: single payment, equal payment and uniform gradient series. Nominal and effective interest rates, deferred annuities, capitalized cost.

Comparison of alternatives: Present worth, annual equivalent, capitalized and rate of return methods, Minimum Cost analysis and break even analysis.

Module -5

Entrepreneurship: Evolution of the concept, functions of an entrepreneur, concepts of entrepreneurship, stages in entrepreneurial process, different sources of finance for entrepreneur, central and state level financial institutions.

Micro, Small & Medium Enterprises (MSME): definition, characteristics, objectives, scope, role of MSME in economic development, advantages of MSME, Introduction to different schemes: TECKSOK, KIADB, KSSIDC, DIC, Single Window Agency: SISI, NSIC, SIDBI, KSFC.

Business Planning Process: Business planning process, marketing plan, financial plan, project report and feasibility study, guidelines for preparation of model project report for starting a new venture. Introduction to international entrepreneurship opportunities, entry into international business, exporting, direct foreign investment, venture capital.

Course Outcomes: After studying this course, students will be able to:

1. Prepare a project plan based on requirements and prepare schedule of a project by understanding the activities and their sequence.
2. Understand labour output, equipment efficiency to allocate resources required for an activity / project to achieve desired quality and safety.
3. Analyze the economics of alternatives and evaluate benefits and profits of a construction activity based on monetary value and time value.
4. Establish as an ethical entrepreneur and establish an enterprise utilizing the provisions offered by the federal agencies.

Question paper pattern:

- The question paper will have ten full questions carrying equal marks.
- Each full question will be for 20 marks.
- There will be two full questions (with a maximum of four sub- questions) from each module.
- Each full question will have sub- question covering all the topics under a module.
- The students will have to answer five full questions, selecting one full question from each module.

Textbooks:

1. P C Tripathi and P N Reddy, “Principles of Management”, Tata McGraw-Hill Education
2. Chitkara, K.K, “Construction Project Management: Planning Scheduling and Control”, Tata McGraw-Hill Publishing Company, New Delhi.
3. Poornima M. Charantimath , “Entrepreneurship Development and Small Business Enterprise”, Dorling Kindersley (India) Pvt. Ltd., Licensees of PearsonEducation
4. Dr. U.K. Shrivastava “Construction Planning and Management”, Galgotia publications Pvt. Ltd. New Delhi.
5. Bureau of Indian standards – IS 7272 (Part-1)- 1974 : Recommendations for labour output constant for building works:

Reference Books:

1. Robert L Peurifoy, Clifford J. Schexnayder, AviadShapira, Robert Schmitt, “Construction Planning, Equipment, and Methods (Civil Engineering), McGraw-HillEducation
2. Harold Koontz, Heinz Weihrich, “Essentials of Management: An International, Innovation, and Leadership perspective”, T.M.H. Edition, NewDelhi
3. Frank Harris, Ronald McCaffer with Francis Edum-Fotwe, “ Modern Construction Management”, Wiley-Blackwell
4. Mike Martin, Roland Schinzinger, “Ethics in Engineering”, McGraw-HillEducation
5. Chris Hendrickson and Tung Au, “Project Management for Construction - Fundamentals Concepts for Owners, Engineers, Architects and Builders”, Prentice Hall,Pitsburgh
6. James L.Riggs, David D. Bedworth , Sabah U. Randhawa “ Engineerng Economics” 4

B. E. CIVIL ENGINEERING
Choice Based Credit System (CBCS) and Outcome Based Education (OBE)
SEMESTER - V

ANALYSIS OF INDETERMINATE STRUCTURES

Course Code	**18CV52**	CIE Marks	40
Teaching Hours/Week(L:T:P)	(3:2:0)	SEE Marks	60
Credits	04	Exam Hours	03

Course Learning Objectives: This course will enable students to

1. Apply knowledge of mathematics and engineering in calculating slope, deflection, bending moment and shear force using slope deflection, moment distribution method and Kani's method.
2. Identify, formulate and solve problems in structural analysis.
3. Analyze structural system and interpret data.
4. use the techniques, such as stiffness and flexibility methods to solve engineering problems
5. communicate effectively in design of structural elements

Module-1

Slope Deflection Method: Introduction, sign convention, development of slope deflection equation, analysis of continuous beams including settlements, Analysis of orthogonal rigid plane frames including sway frames with kinematic indeterminacy≤3.

Module-2

Moment Distribution Method: Introduction, Definition of terms, Development of method, Analysis of continuous beams with support yielding, Analysis of orthogonal rigid plane frames including sway frames with kinematic indeterminacy ≤3.

Module-3

Kani's Method: Introduction, Concept, Relationships between bending momentand deformations, Analysis of continuous beams with and without settlements, Analysis of frames with and without sway.

Module-4

Matrix Method of Analysis (Flexibility Method) : Introduction, Axes and coordinates, Flexibility matrix, Analysis of continuous beams and plane trusses using system approach, Analysis of simple orthogonal rigid frames using system approach with static indeterminacy ≤3.

Module-5

Matrix Method of Analysis (Stiffness Method): Introduction, Stiffness matrix, Analysis of continuous beams and plane trusses using system approach, Analysis of simple orthogonal rigid frames using system approach with kinematic indeterminacy ≤3.

Course Outcomes: After studying this course, students will be able to:

1. Determine the moment in indeterminate beams and frames having variable moment of inertia and subsidence using slope defection method
2. Determine the moment in indeterminate beams and frames of no sway and sway using moment distribution method.
3. Construct the bending moment diagram for beams and frames by Kani's method.
4. Construct the bending moment diagram for beams and frames using flexibility method
5. Analyze the beams and indeterminate frames by system stiffness method.

Question paper pattern:

- The question paper will have ten full questions carrying equal marks.
- Each full question will be for 20 marks.
- There will be two full questions (with a maximum of four sub- questions) from each module.
- Each full question will have sub- question covering all the topics under a module.
- The students will have to answer five full questions, selecting one full question from each module.

Textbooks:

1. Hibbeler R C, **" Structural Analysis",** Pearson Publication
2. L S Negi and R S Jangid, **"Structural Analysis",** Tata *McGraw-Hill* Publishing Company Ltd.
3. D S PrakashRao, **"Structural Analysis: A Unified Approach"** , Universities Press
4. K.U. Muthu, H. Narendraetal, **"Indeterminate Structural Analysis",** IK International Publishing Pvt. Ltd.

Reference Books:

1. Reddy C S, **"Basic Structural Analysis",**Tata McGraw-Hill Publishing Company Ltd.
2. Gupta S P, G S Pundit and R Gupta, **"Theory of Structures"**, Vol II, Tata McGraw Hill Publications company Ltd.
3. V N Vazirani and M MRatwani, **"Analysis Of Structures** ", Vol. 2, Khanna Publishers
4. Wang C K, **"Intermediate Structural Analysis",** McGraw Hill, International Students Edition.
5. S.Rajasekaran and G. Sankarasubramanian, **"Computational Structural Mechanics",** PHI Learning Pvt. Ltd.

B. E. CIVIL ENGINEERING
Choice Based Credit System (CBCS) and Outcome Based Education (OBE)
SEMESTER - V

DESIGN OF RC STRUCTURAL ELEMENTS

Course Code	**18CV53**	CIE Marks	40
Teaching Hours/Week(L:T:P)	(3:2:0)	SEE Marks	60
Credits	04	Exam Hours	03

Course Learning Objectives: This course will enable students to

1. Identify, formulate and solve engineering problems of RC elements subjected to different kinds of loading.
2. Follow a procedural knowledge in designing various structural RC elements.
3. Impart the usage of codes for strength, serviceability and durability.
4. Provide knowledge in analysis and design of RC elements.

Module-1

Introduction to working stress and limit State Design: Introduction to working stress method, Difference between Working stress and Limit State Method of design, Modular Ratio and Factor of Safety and evaluation of design constants for working stress method.

Philosophy and principle of limit state design with assumptions. Partial Safety factors, Characteristic load and strength. Stress block parameters, concept of balanced section, under reinforced and over reinforced section.

Limiting deflection, short term deflection, long term deflection, Calculation of deflection of singly reinforced beam only. Cracking in reinforced concrete members, calculation of crack width of singly reinforced beam. Side face reinforcement, slender limits of beams for stability.

Module-2

Limit State Analysis of Beams:

Analysis of singly reinforced, doubly reinforced and flanged beams for flexure and shear.

Module-3

Limit State Design of Beams: Design of singly and doubly reinforced beams, Design of flanged beams, design for combined bending, shear and torsion as per IS-456.

Module-4

Limit State Design of Slabs and Stairs: Introduction to one way and two way slabs, Design of cantilever, simply supported and one way continuous slab. Design of two way slabs for different boundary conditions. Design of dog legged and open well staircases. Importance of bond, anchorage length and lap length.

Module-5

Limit State Deign of Columns and Footings: Analysis and design of short axially loaded RC column. Design of columns with uniaxial and biaxial moments, Design concepts of the footings. Design of Rectangular and square column footings with axial load and also for axial load & moment.

Course outcomes: After studying this course, students will be able to:

1. Understand the design philosophy and principles.
2. Solve engineering problems of RC elements subjected to flexure, shear and torsion.
3. Demonstrate the procedural knowledge in designs of RC structural elements such as slabs, columns and footings.
4. Owns professional and ethical responsibility.

Question paper pattern:

- The question paper will have ten full questions carrying equal marks.
- Each full question will be for 20 marks.
- There will be two full questions (with a maximum of four sub- questions) from each module.
- Each full question will have sub- question covering all the topics under a module.
- The students will have to answer five full questions, selecting one full question from each module.

- The designs are as per IS-456 and SP (16) relevant charts to be provided in the question paper.

Textbooks:

1. Unnikrishnan Pillai and Devdas Menon, " **Reinforced Concrete Design"** , McGraw Hill, New Delhi
2. Subramanian, " **Design of Concrete Structures"** , Oxford university Press
3. H J Shah, **"Reinforced Concrete Vol. 1 (Elementary Reinforced Concrete)"** , Charotar Publishing House Pvt. Ltd.

Reference Books:

1. P C Varghese, “Limit State design of reinforced concrete” , PHI, New Delhi.
2. W H Mosley, R Husle, J H Bungey, “Reinforced Concrete Design”, MacMillan Education, Palgrave publishers.
3. Kong and Evans, “Reinforced and Pre-Stressed Concrete”, Springer Publications.
4. A W Beeby and Narayan R S, “Introduction to Design for Civil Engineers”, CRC Press.
5. Robert Park and Thomas Paulay, “Reinforced Concrete Structures”, John Wiley & Sons, Inc.

B. E. CIVIL ENGINEERING
Choice Based Credit System (CBCS) and Outcome Based Education (OBE)
SEMESTER - V

BASIC GEOTECHNICAL ENGINEERING

Course Code	**18CV54**	CIE Marks	40
Teaching Hours/Week(L:T:P)	(3:0:0)	SEE Marks	60
Credits	03	Exam Hours	03

Course Learning Objectives: This course will enable students to

1. Appreciate basic concepts of soil mechanics as an integral part in the knowledge of civil engineering.
2. Comprehend basic engineering and mechanical properties of different types of soil.
3. Become broadly familiar with geotechnical engineering problems such as, flow of water through soil medium and terminologies associated with geotechnical engineering.
4. Assesstheimprovementinmechanicalbehaviourbydensificationofsoildeposits using compaction.
5. Model and measure strength-deformation characteristics of soils.

Module-1

Introduction: Origin and formation of soil, Regional soil deposits in India, Phase Diagram, phase relationships, definitions and their interrelationships.
Determination of Index properties: Specific gravity, water content, in-situ density, relative density, particle size analysis(sieve and Hydrometer analysis)
Atterberg's Limits, consistency indices. Activity of clay, Field identification tests, Plasticity chart, BIS soil classification (IS: 1498-1970).

Module-2

Soil Structure and Clay Mineralogy Single grained, honey combed, flocculent and dispersed structures, Valence bonds, Soil-Water system, Electrical diffuse double layer, adsorbed water, base-exchange capacity, Isomorphous substitution. Common clay minerals in soil and their structures- Kaolinite, Illite and Montmorillonite and their application in Engineering

Compaction of Soils: Definition, Principle of compaction, Standard and Modified proctor's compaction tests, factors affecting compaction, effect of compaction on soil properties, Field compaction control-compactive effort & method of compaction, lift thickness and number of passes, Proctor's needle, Compacting equipments and their suitability.

Module -3

Flow through Soils: Darcy's law-assumption and validity, coefficient of permeability and its determination (laboratory and field), factors affecting permeability, permeability of stratified soils, Seepage velocity, superficial velocity and coefficient of percolation, Capillary Phenomena.

Seepage Analysis: Laplace equation, assumptions, limitation sand its derivation. Flow nets-characteristics and applications. Flow nets for sheet piles and below the dam section.
Unconfined flow, phreaticline (Casagrande's method–with and without toe filter), flow through dams, design of dam filters.

Effective Stress Analysis:
Geostatic stresses, Effective stress concept-total stress, effective stress and Neutral stress and impact of the effective stress in construction of structures, quick sand phenomena.

Module -4

Shear Strength of Soil: Concept of shear strength, Mohr–Coulomb Failure Criterion, Modified Mohr–Coulomb Criterion Total and effective shear strength parameters, factors affecting shear strength of soils. Thixotrophy and sensitivity, Measurement of shear strength parameters - Direct shear test, unconfined compression test, triaxial compression test and field Vane shear test, Test under different drainage conditions.

Module-5

Consolidation of Soil: Definition, Mass-spring analogy, Terzaghi's one dimensional consolidationtheory-assumptionsandlimitations.GoverningdifferentialEquation and solution (No derivation).
Consolidation characteristics of soil (C_C, a_V, m_V and C_V). Laboratory one dimensional consolidation test, characteristics of e-log (σ') curve, Pre-consolidation pressure and its determination by Casagrande's method. Over consolidation ratio, normally consolidated, under consolidated and over consolidated soils.

Determination of consolidation characteristics of soils- compression index and coefficient of consolidation (square root of time fitting method, logarithmic time fitting method). Primary and secondary consolidation.

Course outcomes: On the completion of this course students are expected to attain the following outcomes;

1. Ability to plan and execute geotechnical site investigation program for different civil engineering projects
2. Understanding of stress distribution and resulting settlement beneath the loaded footings on sand and clayey soils
3. Ability to estimate factor of safety against failure of slopes and to compute lateral pressure distribution behind earth retaining structures
4. Ability to determine bearing capacity of soil and achieve proficiency in proportioning shallow isolated and combined footings for uniform bearing pressure
5. Capable of estimating load carrying capacity of single and group of piles

Question paper pattern:

- The question paper will have ten full questions carrying equal marks.
- Each full question will be for 20 marks.
- There will be two full questions (with a maximum of four sub- questions) from each module.
- Each full question will have sub- question covering all the topics under a module.
- The students will have to answer five full questions, selecting one full question from each module.

Textbooks:

1. Gopal Ranjan and Rao A.S.R., Basic and Applied Soil Mechanics, New Age International (P) Ltd., New Delhi.
2. Punmia B C, Soil Mechanics and Foundation Engineering, Laxmi Publications co., New Delhi.
3. Murthy V.N.S., Principles of Soil Mechanics and Foundation Engineering, UBS Publishers and Distributors, New Delhi.
4. Braja, M. Das, Geotechnical Engineering; Thomson Business Information India (P) Ltd., India.

Reference Books:

1. T.W. Lambe and R.V. Whitman, Soil Mechanics-, John Wiley & Sons.
2. Donald P Coduto, Geotechnical Engineering- Phi Learning Private Limited, New Delhi.
3. Shashi K. Gulathi & Manoj Datta, Geotechnical Engineering-. , Tata McGraw Hill Publications.
4. Debashis Moitra, “Geotechnical Engineering”, Universities Press.,
5. Malcolm D Bolton, “A Guide to soil mechanics”, Universities Press.,
6. Bowles J E , Foundation analysis and design, McGraw- Hill Publications.

B. E. CIVIL ENGINEERING
Choice Based Credit System (CBCS)and Outcome Based Education (OBE)
SEMESTER - V

MUNICIPAL WASTEWATER ENGINEERING

Course Code	**18CV55**	CIE Marks	40
Teaching Hours/Week (L:T:P)	(3:0:0)	SEE Marks	60
Credits	03	Exam Hours	03

Course Learning Objectives: This course will enable students to;

1. Understand the various water demands and population forecasting methods.
2. Understand and design different unit operations and unit process in involved in wastewater treatment process
3. Understand the concept and design of various physicochemical treatment units
4. Understand the concept and design of various biological treatment units
5. Understand the concept of various advance waste water and low cost treatment processes for rural areas.

Module-1

Introduction: Need for sanitation, methods of sewage disposal, types of sewerage systems, dry weather flow, wet weather flow, factors effecting dry and wet weather flow on design of sewerage system, estimation of storm water flow, time of concentration flow, numericals.

Sewer appurtenances: Manholes, catch basins, oil and grease traps. P, Q and S traps. Material of sewers, shape of sewers, laying and testing of sewers, ventilation of sewers basic principles of house drainage.

Module-2

Design of sewers: Hydraulic formula to determine velocity and discharge. Self cleansing and non scouring velocity. Design of hydraulic elements for circular sewers for full flow and half flow conditions.

Waste water characteristics: sampling, significance and techniques, physical, chemical and biological characteristics, flow diagram for municipal waste water

Treatment unit operations and process. Estimation of BOD. Reaction kinetics (zero order, 1st order and 2nd order).

Module-3

Treatment of municipal waste water: Screens: types, disposal. Grit chamber, oil and grease removal. primary and secondary settling tanks.

Disposal of effluents: Dilution, self-purification phenomenon, oxygen sag curve, zones of purification, sewage farming, sewage sickness, numerical problems on disposal of effluents. Streeter-Phelps equation.

Module-4

Biological Treatment Process: Suspended growth system - conventional activated sludge process and its modifications. Attached growth system – trickling filter, bio-towers and rotating biological contactors.

Principle of stabilization ponds, oxidation ditch, Sludge digesters(aerobic and anaerobic), Equalization., thickeners and drying beds.

Module-5

Advanced Wastewater Treatment: Need and technologies used. Nitrification and Denitrification Processes, Phosphorous removal. Advance oxidation processes (AOPs), Electro coagulation.

Rural sanitation: Low cost treatment process: Working principal and design of septic tanks for small community in rural and urban areas, two-pit latrines, eco-toilet and soak pits.

Course outcomes: After studying this course, the students will be able to:

1. Select the appropriate sewer appurtenances and materials in sewer network.
2. Design the sewers network and understand the self purification process in flowing water.
3. Deisgn the varies physic- chemical treatment units
4. Design the various biological treatment units
5. Design various AOPs and low cost treatment units.

Question paper pattern:

- The question paper will have ten full questions carrying equal marks.
- Each full question will be for 20 marks.
- There will be two full questions (with a maximum of four sub- questions) from each module.
- Each full question will have sub- question covering all the topics under a module.
- The students will have to answer five full questions, selecting one full question from each module.

Textbooks

1. Howard S. Peavy, Donald R. Rowe, George T, “Environmental Engineering” - Tata McGraw Hill, New York, Indian Edition, 2013
2. B C Punmia, “Environmental Engineering vol-II”, Laxmi Publications 2nd, 2016
3. Karia G.L., and Christian R.A, “Wastewater Treatment Concepts and Design Approach”, Prentice Hall of India Pvt. Ltd., New Delhi. 3rd, Edition, 2017
4. S.K.Garg, “Environmental Engineering vol-II, Water supply Engineering”, Khanna Publishers, – New Delhi, 28th edition and 2017

Reference Books

1. CPHEEO manual on sewage treatment, Ministry of Urban Development, Government of India, New Delhi,1999
2. Mark.J Hammer, ”Water & Waste Water Technology” John Wiley & Sons Inc., New York, 2008
3. Benefield R.D., and Randal C.W, “Biological Process Design for Wastewater Treatment”, Prentice Hall, Englewood Chiffs, New Jersey 2012
4. Metcalf and Eddy Inc, “Wastewater Engineering - Treatment and Reuse”, Publishing Co. Ltd., New Delhi, 4th Edition, 2009.

B. E. CIVIL ENGINEERING
Choice Based Credit System (CBCS) and Outcome Based Education (OBE)
SEMESTER - V

HIGHWAY ENGINEERING

Course Code	**18CV56**	CIE Marks	40
Teaching Hours/Week(L:T:P)	(3:0:0)	SEE Marks	60
Credits	03	Exam Hours	03

Course Learning Objectives: This course will enable students to;

1. Gain knowledge of different modes of transportation systems, history, development of highways and the organizations associated with research and development of the same in INDIA.
2. Understand Highway planning and development considering the essential criteria's (engineering and financial aspects, regulations and policies, socio economic impact).
3. Get insight to different aspects of geometric elements and train them to design geometric elements of a highway network.
4. Understand pavement and its components, pavement construction activities and its requirements.
5. Gain the skills of evaluating the highway economics by B/C, NPV, IRR methods and also introduce the students to highway financing concepts.

Module -1

Principles of Transportation Engineering: Importance of transportation, Different modes of transportation and comparison, Characteristics of road transport Jayakar committee recommendations, and implementation – Central Road Fund, Indian Roads Congress, Central Road Research Institute.

Highway Development and Planning: Road types and classification, road patterns, planning surveys, master plan – saturation system of road planning, phasing road development in India, problems on best alignment among alternate proposals Salient Features of 3rd and 4thtwenty year road development plans and Policies, Present scenario of road development in India (NHDP & PMGSY) and in Karnataka (KSHIP & KRDCL) Road development plan - vision 2021.

Highway Alignment and Surveys: Ideal Alignment, Factors affecting the alignment, Engineering surveys-Map study, Reconnaissance, Preliminary and Final location & detailed survey, Reports and drawings for new and re-aligned projects.

Module -2

Highway Geometric Design of horizontal alignment elements: Cross sectional elements–width, surface, camber, Sight distances–SSD, OSD, ISD, HSD, Radius of curve, Transition curve, Design of horizontal and vertical alignment–curves, super-elevation, widening, gradients, summit and valley curves.

Module -3

Pavement Materials: Sub grade soil - desirable properties-HRB soil classification-determination of CBR and modulus of sub grade reaction with Problems Aggregates- Desirable properties and tests, Bituminous materials- Explanation on Tar, bitumen, cutback and emulsion-tests on bituminous material Pavement Design: Pavement types, component parts of flexible and rigid pavements and their functions, ESWL and its determination (Graphical method only)-Examples.

Module -4

Pavement Construction: Design of soil aggregate mixes by Rothfuch's method. Uses and properties of bituminous mixes and cement concrete in pavement construction. Earthwork; cutting and Filling, Preparation of subgrade, Specification and construction of i) Granular Sub base, ii) WBM Base iii) WMM base,iv) Bituminous Macadam v) Dense Bituminous Macadam vi) Bituminous Concrete,vii) Dry Lean Concrete sub base and PQC viii) concrete roads.

Module -5

Highway Drainage: Significance and requirements, Surface drainage system and design-Examples, sub surface drainage system, design of filter materials, Types of cross drainage structures, their choice and location.

Highway Economics: Highway user benefits, VOC using charts only-Examples, Economic analysis - annual cost method-Benefit Cost Ratio method-NPV-IRR methods- Examples, Highway financing-BOT-BOOT concepts.

Course Outcomes: After studying this course, students will be able to:

1. Acquire the capability of proposing a new alignment or re-alignment of existing roads, conduct necessary field investigation for generation of required data.
2. Evaluate the engineering properties of the materials and suggest the suitability of the same for pavement construction.
3. Design road geometrics, structural components of pavement and drainage.
4. Evaluate the highway economics by few select methods and also will have a basic knowledge of various highway financing concepts.

Question paper pattern:

- The question paper will have ten full questions carrying equal marks.
- Each full question will be for 20 marks.
- There will be two full questions (with a maximum of four sub- questions) from each module.
- Each full question will have sub- question covering all the topics under a module.
- The students will have to answer five full questions, selecting one full question from each module.

Textbooks:

1. S K Khanna and C E G Justo, “Highway Engineering”, Nem Chand Bros, Roorkee.
2. L R Kadiyali, “Highway Engineering”, Khanna Publishers, New Delhi.
3. R Srinivasa Kumar, “Highway Engineering”, University Press.
4. K. P.Subramanium, “Transportation Engineering”, SciTech Publications, Chennai.

Reference Books:

1. Relevant IRC Codes.
2. Specifications for Roads and Bridges-MoR T&H, IRC, New Delhi.
3. C. JotinKhisty, B. Kentlal, “Transportation Engineering”, PHI Learning Pvt. Ltd. New Delhi.

B. E. CIVIL ENGINEERING
Choice Based Credit System (CBCS) and Outcome Based Education (OBE)
SEMESTER - V

SURVEYING PRACTICE

Course Code	**18CVL57**	CIE Marks	40
Teaching Hours/Week(L:T:P)	(0:2:2)	SEE Marks	60
Credits	02	Exam Hours	03

Course Learning Objectives: This course will enable students to

1. Apply the basic principles of engineering surveying and measurements
2. Followeffectivelyfieldproceduresrequiredforaprofessionalsurveyor
3. Use techniques, skills and conventional surveying instruments necessary for engineering practice.

1. a) Measurements of distances using tape along with horizontal planes and slopes, direct ranging.
   b) Setting out perpendiculars. Use of cross staff, optical square.
2. Measurements of bearings / directions using prismatic compass, setting of geometrical figures using prismatic compass.
3. Determination of distance between two inaccessible points using compass and
4. Determination of reduced levels of points using dumpy level/auto level (simple
5. Determination of reduced levels of points using dumpy level/auto level (differential leveling and inverted leveling).
6. To determine the difference in elevation between two points using Reciprocal leveling and to determine the collimation error.
7. To conduct profile leveling, cross sectioning and block leveling. Plotting profile and cross sectioning in excel. Block contour on graph paper to scale.
8. Measurement of horizontal angle by repetition and reiteration methods and Measurement of vertical angles using theodolite.
9. Determination of horizontal distance and vertical height to a base in accessible object using theodolite by single plane and double plane method.
10. To determine distance and elevation using tachometric surveying with horizontal and inclined line of sight.
11. Closed traverse surveying using Theodolite and applying corrections for error of closure by transit rule and Bowditch rule.
12. To locate the points using Radiation and Intersection method of Plane table surveying.
13. To solve three point problem in plane table using Bessel's graphical solution.
14. DemonstrationofMinorinstrumentslike Clinometer, CeylonGhattracer, Boxsextant, Hand level, Planimeter, nautical extant and Penta graph.

Course Outcomes: After a successful completion of the course, the student will be able to:

1. Apply the basic principles of engineering surveying and for linear and angular measurements.
2. Comprehendeffectivelyfieldproceduresrequiredforaprofessionalsurveyor.
3. Use techniques, skills and conventional surveying instruments necessary for engineering practice.

Question paper pattern:

- All are individual experiments.
- Instructions as printed on the cover page of answer script for split up of marks to be strictly followed.
- All exercises are to be included for practical examination.

Textbooks:

1. B.C.Punmia,"SurveyingVol.1",LaxmiPublicationspvt.Ltd.,NewDelhi– 2009.
2. Kanetkar T P and S V Kulkarni, Surveying and Levelling Part I, Pune Vidyarthi Griha Prakashan, 1988.

Reference Books:

1. S. K. Duggal, "SurveyingVol.1",Tata Mc Graw Hill Publishing Co. Ltd. New Delhi. 2009.
2. K.R.Arora, "SurveyingVol.1" Standard Book House, New Delhi.–2010.

B. E. CIVIL ENGINEERING
Choice Based Credit System (CBCS) and Outcome Based Education (OBE)
SEMESTER - V

CONCRETE AND HIGHWAY MATERIALS LABORATORY

Course Code	**18CVL58**	CIE Marks	40
Teaching Hours/Week(L:T:P)	(0:2:2)	SEE Marks	60
Credits	02	Exam Hours	03

Course Learning Objectives: This course will enable students

1. To learn the procedure of testing concrete ingredients and properties of concrete as per standard code recommendations.
2. To learn the procedure of testing bituminous materials as per standard code recommendations.
3. To relate material characteristics to various application of construction.

Modules

Part A: Concrete Lab

1. Tests on Cement:
    a. Normal Consistency
    b. Setting time
    c. Compressive strength
    d. fineness by air permeability test
    e. specific gravity
2. Tests on Concrete:
    a. Design of concrete mix as perIS-10262
    b. Tests on fresh concrete:
        i. slump,
        ii. compaction factor and
        iii. Vee Bee test
    c. Tests on hardened concrete:
        i. compressive strength test,
        ii. split tensile strength test,
        iii. flexural strength test
    d. NDT tests by re bound hammer and pulse velocity test.
3. Tests on Self Compacting Concrete:
    a. Design of self compacting concrete, As per Is 10262:2019
    b. slump flow test,
    c. V-funnel test,
    d. J-Ring test,
    e. U Box test and
    f. L Box test

Part B: Highway materials Lab

1. Tests on Aggregates
    a. Aggregate Crushing value
    b. Los Angeles abrasion test
    c. Aggregate impact test
    d. Aggregate shape tests(combined index and angularity number)
2. Tests on Bituminous Materials
    a. Penetration test
    b. Ductility test
    c. Softening point test
    d. Specific gravity test
    e. Viscosity test by tarviscometer
    f. Bituminous Mix Design by Marshal Method (Demonstration only)
3. Tests on Soil
    a. Wet sieve analysis
    b. CBR test

Course Outcomes: During this course, students will develop expertise in

1. Able to interpret the experimental results of concrete and highway materials based on laboratory tests.
2. Determine the quality and suitability of cement.
3. Design appropriate concrete mix Using Professional codes.
4. Determine strength and quality of concrete.
5. Evaluate the strength of structural elements using NDT techniques.
6. Test the soil for its suitability as sub grade soil for pavements.

Question paper pattern:

- All are individual experiments
- Instructions as printed on the cover page of answer script for split up of marks to be strictly followed.
- All exercises are to be included for practical examination.

Reference Books:

1. M. L. Gambir, "Concrete Manual", Danpat Rai and sons, New Delhi
2. Shetty M.S, "Concrete Technology", S. Chand &Co. Ltd, New Delhi.
3. Mehta P.K, "Properties of Concrete", Tata McGraw Hill Publications, New Delhi.
4. Neville AM, "Properties of Concrete", ELBS Publications, London.
5. Relevant BIS codes.
6. S K Khanna, C E G Justo and A Veeraragavan, "Highway Materials Testing Laboratory Manual", Nem Chand Bros, Roorkee.
7. L R Kadiyali, "Highway Engineering", Khanna Publishers, New Delhi.

B.E IN CIVIL ENGINEERING(CV-2018-19)
Outcome Based Education (OBE) and Choice Based Credit System (CBCS)
SEMESTER – V

ENVIRONMENTAL STUDIES

Course Code	**18CIV59**	CIE Marks	40
Teaching Hours / Week (L:T:P)	(1:0:0)	SEE Marks	60
Credits	01	Exam Hours	02

Module - 1

Ecosystems (Structure and Function): Forest, Desert, Wetlands, Riverine, Oceanic and Lake.
Biodiversity: Types, Value; Hot-spots; Threats and Conservation of biodiversity, Forest Wealth, and Deforestation.

Module - 2

Advances in Energy Systems (Merits, Demerits, Global Status and Applications)**:** Hydrogen, Solar, OTEC, Tidal and Wind.
Natural Resource Management (Concept and case-studies): Disaster Management, Sustainable Mining, Cloud Seeding, and Carbon Trading.

Module - 3

Environmental Pollution (Sources, Impacts, Corrective and Preventive measures, Relevant Environmental Acts, Case-studies)**:** Surface and Ground Water Pollution; Noise pollution; Soil Pollution and Air Pollution. **Waste Management & Public Health Aspects:** Bio-medical Wastes; Solid waste; Hazardous wastes; E-wastes; Industrial and Municipal Sludge.

Module - 4

Global Environmental Concerns (Concept, policies and case-studies): Ground water depletion/recharging, Climate Change; Acid Rain; Ozone Depletion; Radon and Fluoride problem in drinking water; Resettlement and rehabilitation of people, Environmental Toxicology.

Module - 5

Latest Developments in Environmental Pollution Mitigation Tools (Concept and Applications): G.I.S. & Remote Sensing, Environment Impact Assessment, Environmental Management Systems, ISO14001; Environmental Stewardship- NGOs.
Field work: Visit to an Environmental Engineering Laboratory or Green Building or Water Treatment Plant or Waste water treatment Plant; ought to be Followed by understanding of process and its brief documentation.

Course outcomes: At the end of the course, students will be able to:

- CO1: Understand the principles of ecology and environmental issues that apply to air, land, and water issues on a global scale,
- CO2: Develop critical thinking and/or observation skills, and apply them to the analysis of a problem or question related to the environment.
- CO3: Demonstrate ecology knowledge of a complex relationship between biotic and a biotic components.
- CO4: Apply their ecological knowledge to illustrate and graph a problem and describe the realities that managers face when dealing with complex issues.

Question paper pattern:

- The Question paper will have 100 objective questions.
- Each question will be for 01 marks
- Student will have to answer all the questions in an OMR Sheet.
- The Duration of Exam will be 2 hours.

Sl. No.	Title of the Book	Name of the Author/s	Name of the Publisher	Edition and Year
Textbook/s				
1	Environmental Studies	Benny Joseph	Tata Mc Graw – Hill.	2nd Edition, 2012

2.	Environmental Studies	S M Prakash	Pristine Publishing House, Mangalore	3rd Edition, 2018
3	Environmental Studies – From Crisis to Cure	R Rajagopalan	Oxford Publisher	2005
Reference Books				
1	Principals of Environmental Science and Engineering	Raman Sivakumar	Cengage learning, Singapur.	2nd Edition, 2005
2	Environmental Science – working with the Earth	G.Tyler Miller Jr.	Thomson Brooks /Cole,	11th Edition, 2006
3	Text Book of Environmental and Ecology	Pratiba Sing, AnoopSingh& PiyushMalaviya	Acme Learning Pvt. Ltd. New Delhi.	1st Edition

B. E. CIVIL ENGINEERING
Choice Based Credit System (CBCS) and Outcome Based Education (OBE)
SEMESTER - VI

DESIGN OF STEEL STRUCTURAL ELEMENTS

Course Code	**18CV61**	CIE Marks	40
Teaching Hours/Week(L:T:P)	(3:2:0)	SEE Marks	60
Credits	04	Exam Hours	03

Course Learning Objectives: This course will enable students to

1. Understand advantages and disadvantages of steel structures, steel code provisions, and plastic behaviour of structural steel.
2. Learn Bolted connections and Welded connections.
3. Design of compression members, built-up columns and columns splices.
4. Design of tension members, simple slab base and gusseted base.
5. Design of laterally supported and un-supported steel beams.

Module -1

Introduction: Advantages and Disadvantages of Steel Structures, Limit state method Limit State of Strength, Structural Stability, Serviceability Limit states, Failure Criteria of steel, Design Consideration, Loading and load combinations, IS code provisions, Specification and Section classification.

Plastic Behavior of Structural Steel: Introduction, Plastic theory, Plastic Hinge Concept, Plastic collapse load, load factor, Shape factor, Theorem of plastic collapse, Methods of Plastic analysis, Plastic analysis of Continuous Beams.

Module -2

Bolted Connections: Introduction, Types of Bolts, Behavior of bolted joints, Design of High Strength friction Grip (HSFG) bolts, Design of Simple bolted Connections (Lap and Butt joints)and bracket connections.

Welded Connections: Introduction, Types and properties of welds, Effective areas of welds, Weld Defects, Simple welded joints for truss member and bracket connections, Advantages and Disadvantages of Bolted and Welded Connections.

Module -3

Design of Compression Members: Introduction, Failure modes, Behavior of compression members, Sections used for compression members, Effective length of compression members, Design of compression members and built up Compression members, Design of Laced and Battened Systems.

Module -4

Design of Tension Members: Introduction, Types of Tension members, Slenderness ratio, Modes of Failure, Factors affecting the strength of tension members, Design of Tension members and Lug angles, Splices, Gussets.

Design of Column Bases: Design of Simple Slab Base and Gusseted Base.

Module -5

Design of Beams: Introduction, Beam types, Lateral Stability of beams, factors affecting lateral stability, Behavior of Beams in Bending, Design strength of laterally supported beams in Bending, Design of Laterally unsupported Beams [No Numerical Problems], Shear Strength of Steel Beams.

Beam to Beam Connections, Beam to Column Connection and Column Splices [No Numerical Problems].

Course Outcomes: After studying this course, students will be able to:

1. Possess knowledge of Steel Structures Advantages and Disadvantages of Steel structures, steel code provisions and plastic behaviour of structural steel.
2. Understand the Concept of Bolted and Welded connections.
3. Understand the Concept of Design of compression members, built-up columns and columns splices.
4. Understand the Concept of Design of tension members, simple slab base and gusseted base.
5. Understand the Concept of Design of laterally supported and un-supported steel beams.

Question paper pattern:

- The question paper will have ten full questions carrying equal marks.
- Each full question will be for 20 marks.

- There will be two full questions (with a maximum of four sub- questions) from each module.
- Each full question will have sub- question covering all the topics under a module.
- The students will have to answer five full questions, selecting one full question from each module.

Textbooks:

1. N Subramanian., "Design of Steel Structures" (2016), Oxford University Press, New Delhi.
2. Duggal S K., "Limit State Method of Design of Steel Structures", Tata McGraw Hill, New Delhi.

Reference Books:

1. Dayarathnam P, "Design of Steel Structures", Scientific International Pvt. Ltd.
2. Kazim S M A and Jindal R S, "Design of Steel Structures", Prentice Hall of India, New Delhi.
3. IS 800-2007: General Construction in Steel Code Practice (Third revision), Bureau of Indian Standards, New Delhi.

B. E. CIVIL ENGINEERING
Choice Based Credit System (CBCS) and Outcome Based Education (OBE)
SEMESTER - VI

APPLIED GEOTECHNICAL ENGINEERING

Course Code	**18CV62**	CIE Marks	40
Teaching Hours/Week(L:T:P)	(3:2:0)	SEE Marks	60
Credits	04	Exam Hours	03

Course Learning Objectives: This course will enable students to

1. Appreciate basic concepts of soil mechanics as an integral part in the knowledge of Civil Engineering. Also to become familiar with foundation engineering terminology and understand how the principles of Geo-technology are applied in the design of foundations
2. Learn introductory concepts of Geotechnical investigations required for civil engineering projects emphasizing in situ investigations
3. Conceptually learn various theories related to bearing capacity of soil and their application in the design of shallow foundations and estimation of load carrying capacity of pile foundation
4. Estimate internal stresses in the soil mass and application of this knowledge in proportioning of shallow and deep foundation fulfilling settlement criteria
5. Study about assessing stability of slopes and earth pressure on rigid retaining structures

Module-1

Soil Exploration: Introduction, Objectives and Importance, Stages and Methods of exploration- Test pits, Borings, Geophysical methods, stabilization of boreholes, Sampling techniques, Undisturbed, disturbed and representative samples, Geophysical exploration and Bore hole log. Drainage and Dewatering methods, estimation of depth of GWT (Hvorslev's method).

Module-2

Stress in Soils: Introduction, Boussinesq's and Westergaard's theory concentrated load, circular and rectangular load, equivalent point load method, pressure distribution diagrams and contact pressure, Newmark's chart.
Foundation Settlement: Types of settlements and importance, Computation of immediate and consolidation settlement, permissible differential and total settlements (IS 8009 part 1).

Module-3

Lateral Earth Pressure: Active, Passive and earth pressure at rest, Rankine's theory for cohesionless and cohesive soils, Coulomb's theory, Rebhann's and Culmann's graphical construction.
Stability of Slopes : Assumptions, infinite and finite slopes, factor of safety, Swedish slip circle method for C and C-ø (Method of slices) soils, Fellineous method for critical slip circle, use of Taylor's stability charts.

Module-4

Bearing Capacity of Shallow Foundation: Types of foundations, Determination of bearing capacity by Terzaghi's and BIS method (IS: 6403), Modes of shear failure, Factors affecting Bearing capacity of soil. Effect of water table and/or eccentricity on bearing capacity of soil, field methods of determining bearing capacity of soil: SPT and plate load test.

Module-5

Pile Foundations: Types and classification of piles, single loaded pile capacity in cohesionless and cohesive soils by static and Dynamic formulas, efficiency of Pile group, group capacity of piles in cohesionless and cohesive soils, negative skin friction, pile load tests, Settlement of piles, under reamed piles (only introductory concepts – no derivation).

Course outcomes: On the completion of this course students are expected to attain the following outcomes;

1. Ability to plan and execute geotechnical site investigation program for different civil engineering projects
2. Understanding of stress distribution and resulting settlement beneath the loaded footings on sand and clayey soils
3. Ability to estimate factor of safety against failure of slopes and to compute lateral pressure distribution behind earth retaining structures
4. Ability to determine bearing capacity of soil and achieve proficiency in proportioning shallow isolated and combined footings for uniform bearing pressure
5. Capable of estimating load carrying capacity of single and group of piles

Question paper pattern:

Question paper pattern:

- The question paper will have ten full questions carrying equal marks.
- Each full question will be for 20 marks.
- There will be two full questions (with a maximum of four sub- questions) from each module.
- Each full question will have sub- question covering all the topics under a module.
- The students will have to answer five full questions, selecting one full question from each module.

Textbooks:

1. Murthy V.N.S., Principles of Soil Mechanics and Foundation Engineering, UBS Publishers and Distributors, New Delhi.
2. K.R. Arora, Soil Mechanics and Foundation Engineering, Standard Publisher Distributors, New Delhi.
3. P C Varghese, Foundation Engineering, PHI India Learning Private Limited, New Delhi.
4. Punmia B C, Soil Mechanics and Foundation Engineering-(2017), 16thEdition, Laxmi Publications co., New Delhi.

Reference Books:

1. T.W. Lambe and R.V. Whitman, Soil Mechanics-, John Wiley & Sons.
2. Donald P Coduto, Geotechnical Engineering- Phi Learning Private Limited, New Delhi.
3. Shashi K. Gulathi & Manoj Datta, Geotechnical Engineering-. , Tata McGraw Hill Publications.
4. Debashis Moitra, “Geotechnical Engineering”, Universities Press.,
5. Malcolm D Bolton, “A Guide to soil mechanics”, Universities Press.,
6. Bowles J E , Foundation analysis and design, McGraw- Hill Publications.
7. Bureau of Indian Standards: IS-1904, IS-6403, IS-8009, IS-2950, IS-2911 and all other relevant codes.

B. E. CIVIL ENGINEERING
Choice Based Credit System (CBCS) and Outcome Based Education (OBE)
SEMESTER - VI

HYDROLOGY AND IRRIGATION ENGINEERING

Course Code	**18CV63**	CIE Marks	40
Teaching Hours/Week(L:T:P)	(3:2:0)	SEE Marks	60
Credits	04	Exam Hours	03

Course Learning Objectives: This course will enable students to

1. Understand the concept of hydrology and components of hydrologic cycle such as precipitation, infiltration, evaporation and transpiration.
2. Quantify runoff and use concept of unit hydrograph.
3. Demonstrate different methods of irrigation, methods of application of water and irrigation procedure.
4. Design canals and canal network based on the water requirement of various crops.
5. Determine the reservoir capacity.

Module -1

Hydrology: Introduction, Importance of hydrology, Global distribution of water and Indian water availability, Practical application of hydrology, Hydrologic cycle (Horton's) qualitative and engineering representation.

Precipitation: Definition, Forms and types of precipitation, measurement of rain fall using Symon's and Syphon type of rain gauges, optimum number of rain gauge stations, consistency of rainfall data (double mass curve method), computation of mean rainfall, estimation of missing data, presentation of precipitation data, moving average curve, mass curve, rainfall hyetographs.

Module -2

Losses: Evaporation: Introduction, Process, factors affecting evaporation, measurement using IS class-A Pan, estimation using empirical formulae (Meyer's and Rohwer's equations) Reservoir evaporation and control.

Evapo-transpiration: Introduction, Consumptive use, AET, PET, Factors affecting, Measurement, Estimation by Blaney-Criddle equation.

Infiltration: Introduction, factors affecting infiltration capacity, measurement by double ring infiltrometer, Horton's infiltration equation, infiltration indices.

Module -3

Runoff: Definition, concept of catchment, factors affecting runoff, rainfall – runoff relationship using regression analysis.

Hydrographs: Definition, components of hydrograph, base flow separation, unit hydrograph, assumption, application and limitations, derivation from simple storm hydrographs, S curve and its computations, Conversion of UH of different durations.

Module -4

Irrigation: Definition. Benefits and ill effects of irrigation. System of irrigation: surface and ground water, flow irrigation, lift irrigation, Bandhara irrigation.

Water Requirements of Crops: Duty, delta and base period, relationship between them, factors affecting duty of water crops and crop seasons in India, irrigation efficiency, frequency of irrigation.

Module -5

Canals: Types of canals. Alignment of canals. Definition of gross command area, cultural command area, intensity of irrigation, time factor, crop factor. Unlined and lined canals. Standard sections. Design of canals by Lacey's and Kennedy's method.

Reservoirs: Definition, investigation for reservoir site, storage zones determination of storage capacity using mass curves, economical height of dam.

Course outcomes: After studying this course, students will be able to:

1. Understand the importance of hydrology and its components.
2. Measure precipitation and analyze the data and analyze the losses in precipitation.
3. Estimate runoff and develop unit hydrographs.

4. Find the benefits and ill-effects of irrigation.
5. Find the quantity of irrigation water and frequency of irrigation for various crops.
6. Find the canal capacity, design the canal and compute the reservoir capacity.

Question paper pattern:

- The question paper will have ten full questions carrying equal marks.
- Each full question will be for 20 marks.
- There will be two full questions (with a maximum of four sub- questions) from each module.
- Each full question will have sub- question covering all the topics under a module.
- The students will have to answer five full questions, selecting one full question from each module.

Textbooks:

1. K. Subramanya, “Engineering Hydrology”, Tata McGraw Hill Publishers, New Delhi.
2. Jayarami Reddy, “A Text Book of Hydrology”, Lakshmi Publications, New Delhi.
3. Punmia and LalPandey, “Irrigation and Water Power Engineering” Lakshmi Publications, New Delhi.

Reference Books:

1. H.M. Raghunath, “Hydrology”, Wiley Eastern Publication, New Delhi.
2. Sharma R.K., “Irrigation Engineering and Hydraulics”, Oxford & IBH Publishing Co., New Delhi.
3. VenTe Chow, “Applied Hydrology”, Tata McGraw Hill Publishers, New Delhi.
4. Modi P.N “Water Resources and Water Power Engineering”-. Standard book house, Delhi.
5. Garg S.K, “Irrigation Engineering and Hydraulic Structures” Khanna publications, New Delhi.

B. E. CIVIL ENGINEERING
Choice Based Credit System (CBCS) and Outcome Based Education (OBE)
SEMESTER - VI

MATRIX METHOD OF STRUCTURAL ANALYSIS

Course Code	**18CV641**	CIE Marks	40
Teaching Hours/Week(L:T:P)	(3:0:0)	SEE Marks	60
Credits	03	Exam Hours	03

Course Learning Objectives: This course will enable students to

1. Gain basic knowledge of structural systems and application of concepts of flexibility and stiffness matrices for simple elements.
2. Understand flexibility and stiffness matrices to solve problems in beams, frames and trusses.
3. Gain knowledge of direct stiffness method to solve problems in beams, frames and trusses.
4. Gain knowledge of solving problems involving temperature changes and lack of fit.

Module -1

Introduction: Structural systems, geometric and material non-linearity, principle of superposition, equilibrium and compatibility conditions, static and kinematic indeterminacy, principle of minimum potential energy and minimum complementary energy, concepts of stiffness and flexibility, flexibility and stiffness matrices of beam and truss elements.

Module -2

Element Flexibility Method: Force transformation matrix, global flexibility matrix, analysis of continuous beams, rigid frames and trusses.

Module -3

Element Stiffness Method: Displacement transformation matrix, global stiffness matrix, analysis of continuous beams, rigid frames and trusses.

Module -4

Effects of Temperature Changes and Lack of Fit: Related numerical problems by flexibility and stiffness method as in Module 2 and Module 3.

Module -5

Direct Stiffness Method: Local and global coordinates systems, principle of contra gradience, global stiffness matrices of beam and truss elements, analysis of continuous beams and trusses.

Course Outcomes: After studying this course, students will be able to:

1. Evaluate the structural systems to application of concepts of flexibility and stiffness matrices for simple problems.
2. Identify, formulate and solve engineering problems with respect to flexibility and stiffness matrices as applied to continuous beams, rigid frames and trusses.
3. Identify, formulate and solve engineering problems by application of concepts of direct stiffness method as applied to continuous beams and trusses.
4. Evaluate secondary stresses.

Question paper pattern:

Question paper pattern:

- The question paper will have ten full questions carrying equal marks.
- Each full question will be for 20 marks.
- There will be two full questions (with a maximum of four sub- questions) from each module.
- Each full question will have sub- question covering all the topics under a module.
- The students will have to answer five full questions, selecting one full question from each module.

Textbooks:

1. Weaver W and Gere J H, **"Matrix Analysis of Framed Structures"**, CBS publications, New Delhi.
2. Rajasekaran S, **"Computational Structural Mechanics"**, PHI, New Delhi.
3. Madhujit Mukhopadhay and Abdul Hamid Sheikh, **"Matrix and Finite Element Analysis of Structures"**, Ane Books Pvt. Ltd.

Reference Books:

1. Godbole P N et.al, “Matrix Method of Structural Analysis”, PHI ltd, New Delhi.
2. Pundit and Gupta, “Theory of Structures Vol II”, TMH publications, New Delhi
3. A K Jain, “Advanced Structural Analysis”, Nemchand Publications, Roorkee.
4. Manikaselvam, “Elements of Matrix Analysis and Stability of Structures”, Khanna Publishers, New Delhi.
5. H C Martin, “Introduction to Matrix Methods in Structural Analysis”, International textbook company, McGraw Hill.

B. E. CIVIL ENGINEERING
Choice Based Credit System (CBCS) and Outcome Based Education (OBE)
SEMESTER - VI

SOLID WASTE MANAGEMENT

Course Code	**18CV642**	CIE Marks	40
Teaching Hours/Week(L:T:P)	3:0:0	SEE Marks	60
Credits	03	Exam Hours	03

Course Learning Objectives: This course will enable students to

1. Study the present methods of solid waste management system and to analyze their draw backs comparing with statutory rules.
2. Understand different elements of solid waste management from generation of solid waste to disposal.
3. Analyze different processing technologies and to study conversion of municipal solid waste to compost or biogas.
4. Evaluate landfill site and to study the sanitary landfill reactions.

Module -1

Sources: Sources of Solid waste, Types of solid waste, Physical and Chemical composition of municipal solid waste. Generation rate, Numerical Problems.
Collection: Collection of solid waste- services and systems, equipments,
Transportation: Need of transfer operation, transfer station, transport means and methods, route optimization. Solid waste management 2000 rules with, 2016 amendments.

Module -2

Processing techniques: Purpose of processing, Volume reduction by incineration, Process description, Mechanical volume reduction (compaction), Mechanical size reduction (shredding), component separation (manual and mechanical methods).

Module -3

Composting Aerobic and anaerobic method - process description, process microbiology, design consideration, Mechanical composting, Vermi composting, Numerical Problems.
Sanitary land filling: Definition, advantages and disadvantages, site selection, methods, reaction occurring in landfill- Gas and Leachate movement, Control of gas and leachate movement, Design of sanitary landfill. Numerical Problems.

Module -4

Sources, collection, treatment and disposal:- Biomedical waste,E-waste, construction and demolition waste.

Module -5

Incineration -3Ts factor affecting incineration, types of incinerations, Pyrolsis , Energy recovery technique from solid waste management. Hazardous waste.

Course outcomes: After studying this course, students will be able to:

1. Analyse existing solid waste management system and to identify their drawbacks.
2. Evaluate different elements of solid waste management system.
3. Suggest suitable scientific methods for solid waste management elements.
4. Design suitable processing system and evaluate disposal sites.

Question paper pattern:

- The question paper will have ten full questions carrying equal marks.
- Each full question will be for 20 marks.
- There will be two full questions (with a maximum of four sub- questions) from each module.
- Each full question will have sub- question covering all the topics under a module.
- The students will have to answer five full questions, selecting one full question from each module.

Textbooks:

1. George Tchobanoglous, Hilary Theisen , Samuel A Vigil, “Integrated Solid Waste Management : Engineering principles and management issues”, M/c Graw hill Education . Indian edition
2. Howard S Peavy, Donald R Rowe and George Tchobanoglous, “Environmental Engineering”, Tata Mcgraw Hill Publishing Co ltd.,

Reference Books:

1. Municipal Solid Wastes (Management and Handling) Rules, 2000.Ministry of Environment and Forests Notification, New Delhi, the 25th September, 2000. Amendment – 1357(E) – 08-04-2016
2. Municipal Solid waste management manual, Part II published under Swachh Bharat Mission, Central Public Health and Environmental Engineering Organization (CPHEEO), 2016, Ministry of Urban Development, Government of India.
3. Handbook of Solid waste management, second edition, George Tchobanoglous, Frank Kreith, published by M/c Graw hill Education, 2002, ISBN-13 978-0071356237 ISBN -10 0071356231

B. E. CIVIL ENGINEERING
Choice Based Credit System (CBCS) and Outcome Based Education (OBE)
SEMESTER - VI

ALTERNATE BUILDING MATERIALS

Course Code	**18CV643**	CIE Marks	40
Teaching Hours/Week(L:T:P)	(3:0:0)	SEE Marks	60
Credits	03	Exam Hours	03

Course Learning Objectives: This Course will enable students to:

1. understand environmental issues due to building materials and the energy consumption in manufacturing building materials
2. study the various masonry blocks, masonry mortar and structural behavior of masonry under compression.
3. Study the alternative building materials in the present context.
4. understand the alternative building technologies which are followed in present construction field.

Module -1

Introduction: Energy in building materials, Environmental issues concerned to building materials, Embodied energy and life-cycle energy, Global warming and construction industry, Green concepts in buildings, Green building ratings – IGBC and LEED manuals – mandatory requirements, Rainwater harvesting & solar passive architecture. Environmental friendly and cost effective building technologies, Requirements for buildings of different climatic regions.

Module -2

Elements of Structural Masonry : Elements of Structural Masonry, Masonry materials, requirements of masonry units' characteristics of bricks, stones, clay blocks, concrete blocks, stone boulders, laterite Blocks, Fal- G blocks and Stabilized mud block. Manufacture of stabilized blocks.

Structural Masonry Mortars: Mortars, cementations materials, sand, natural & manufactured, types of mortars, classification of mortars as per BIS, characteristics and requirements of mortar, selection of mortar.

Uses of masonry, masonry bonding, Compressive strength of masonry elements, Factors affecting compressive strength, Strength of Prisms/wallets and walls, Effect of brick bond on strength, Bond strength of masonry: Flexure and shear, Elastic properties of masonry materials and masonry, Design of masonry compression elements subjected to axial load.

Module -3

Alternate Building Materials: Lime, Pozzolana cements, Raw materials, Manufacturing process, Properties and uses. Fibers- metal and synthetic, Properties and applications. Fiber reinforced plastics, Matrix materials, Fibers organic and synthetic, Properties and applications. Building materials from agro and industrial wastes ,Types of agro wastes, Types of industrial and mine wastes, Properties and applications. Masonry blocks using industrial wastes. Construction and demolition wastes.

Module -4

Alternate Building Technologies: Use of arches in foundation, alternatives for wall constructions, composite masonry, confined masonry, cavity walls, rammed earth, Ferro cement and ferroconcrete building components, Materials and specifications, Properties, Construction methods, Applications.

Top down construction, Mivan Construction Technique.

Alternate Roofing Systems: Concepts, Filler slabs, Composite beam panel roofs, Masonry vaults and domes.

Module -5

Equipment for Production of Alternate Materials: Machines for manufacture of concrete, Equipments for production of stabilized blocks, Moulds and methods of production of precast elements, Cost concepts in buildings, Cost saving techniques in planning, design and construction, Cost analysis: Case studies using alternatives.

Course Outcomes: After studying this course, students will be able to:

1. Solve the problems of Environmental issues concerned to building materials and cost effective building technologies;
2. Select appropriate type of masonry unit and mortar for civil engineering constructions; also they are able to Design Structural Masonry Elements under Axial Compression.
3. Analyse different alternative building materials which will be suitable for specific climate and in an environmentally sustainable manner. Also capable of suggesting suitable agro and industrial wastes as a building material.
4. Recommend various types of alternative building materials and technologies and design a energy efficient building by considering local climatic condition and building material.

Question paper pattern:

- The question paper will have ten full questions carrying equal marks.
- Each full question will be for 20 marks.
- There will be two full questions (with a maximum of four sub- questions) from each module.
- Each full question will have sub- question covering all the topics under a module.
- The students will have to answer five full questions, selecting one full question from each module.

Textbooks:

1. KS Jagadish, B V Venkatarama Reddy and K S Nanjunda Rao, "Alternative Building Materials and Technologies", New Age International pub.
2. Arnold W Hendry, "Structural Masonry", Macmillan Publishers.

Reference Books:

1. RJS Spence and DJ Cook, "Building Materials in Developing Countries", Wiley pub.
2. LEED India, Green Building Rating System, IGBC pub.
3. IGBC Green Homes Rating System, CII pub.
4. Relevant IS Codes.

B. E. CIVIL ENGINEERING
Choice Based Credit System (CBCS) and Outcome Based Education (OBE)
SEMESTER - VI

GROUND IMPROVEMENT TECHNIQUES

Course Code	**18CV644**	CIE Marks	40
Teaching Hours/Week(L:T:P)	(3:0:0)	SEE Marks	60
Credits	03	Exam Hours	03

Course Learning Objectives: This course will enable students to

1. Understand the fundamental concepts of ground improvement techniques
2. Apply knowledge of mathematics, Science and Geotechnical Engineering to solve problems in the field of modification of ground required for construction of civil engineering structures.
3. Understand the concepts of chemical compaction, grouting and other miscellaneous methods.
4. Impart the knowledge of geo synthetics, vibration, grouting and Injection.

Module -1

Formation and Development of Ground : Introduction, Formation of Rock, soil and soil profile, Soil distribution in India, Alterations of ground after formation, Reclaimed soils, Natural offshore deposits;
Ground Improvement Potential – Hazardous ground conditions, poor ground conditions, favourable ground conditions, Alternative Approaches, Geotechnical processes.
Compaction: Introduction, compaction mechanics, Field procedure, surface compaction, Dynamic Compaction, selection of field compaction procedures, compaction quality control.

Module -2

Drainage Methods: Introduction, Seepage, filter requirements, ground water and seepage control, methods of dewatering systems, Design of dewatering system including pipe line effects of dewatering. Drains, different types of drains.
Pre-compression and Vertical Drains: Importance, Vertical drains, Sand drains, Drainage of slopes, Electro kinetic dewatering, Preloading.

Module -3

Chemical Modification-I: Definition, cement stabilization, sandwich technique, admixtures. Hydration – effect of cement stabilization on permeability, Swelling and shrinkage and strength and deformation characteristics. Criteria for cement stabilization. Stabilization using Fly ash.
Chemical Modification-Ii: Lime stabilization – suitability, process, criteria for lime stabilization. Other chemicals like chlorides, hydroxides, lignin and hydrofluoric acid. Properties of chemical components, reactions and effects. Bitumen, tar or asphalt in stabilization.

Module -4

Vibration Methods: Introduction, Vibro compaction – blasting, vibratory probe, Vibro displacement compaction – displacement piles, vibro flotation, sand compaction piles, stone columns, heavy tamping
Grouting And Injection: Introduction, Effect of grouting. Chemicals and materials used. Types of grouting. Grouting procedure, Applications of grouting.

Module -5

Geosynthetics: Introduction, Geosynthetic types, properties of Geosynthetics – materials and fibre properties, Geometrical aspects, mechanical properties, Hydraulic properties, Durability ; Applications of Geosynthetics - Separation, Filtration and Fluid Transmission, Reinforcement,
Miscellaneous Methods (Only Concepts & Uses): Soil reinforcement, Thermal methods, Ground improvement by confinement – Crib walls, Gabions and Mattresses, Anchors, Rock bolts and soil nailing. Stone Column, Micro piles.

Course Outcomes: After studying this course, students will be able to:

1. Give solutions to solve various problems associated with soil formations having less strength.
2. Use effectively the various methods of ground improvement techniques depending upon the requirements.
3. utilize properly the locally available materials and techniques for ground improvement so that economy in the design of foundations of various civil engineering structures

Question paper pattern:

- The question paper will have ten full questions carrying equal marks.

- Each full question will be for 20 marks.
- There will be two full questions (with a maximum of four sub- questions) from each module.
- Each full question will have sub- question covering all the topics under a module.
- The students will have to answer five full questions, selecting one full question from each module.

Textbooks:

1. Purushothama Raj P, “Ground Improvement Techniques”, Laxmi Publications, New Delhi.
2. Koerner R.M, “Construction and Geotechnical Method in Foundation Engineering”, McGraw Hill Pub. Co.

Reference Books:

1. Bell, F.G., “Methods of treatment of unstable ground”, Butterworths, London.
2. Nelson J.D. and Miller D.J, “Expansive soils”, John Wiley and Sons.
3. Ingles. C.G. and Metcalf J.B , “Soil Stabilization; Principles and Practice”, Butterworths
4. Manfred Hausmann , “Engineering principles of ground modification”, McGraw Hill Pub. Co.,

B. E. CIVIL ENGINEERING
Choice Based Credit System (CBCS) and Outcome Based Education (OBE)
SEMESTER - VI

RAILWAYS, HARBOUR, TUNNELING AND AIRPORTS

Course Code	**18CV645**	CIE Marks	40
Teaching Hours/Week(L:T:P)	(3:0:0)	SEE Marks	60
Credits	03	Exam Hours	03

Course Learning Objectives: This course will enable students to

1. Understand the history and development, role of railways, railway planning and development based on essential criteria's.
2. Learndifferenttypesofstructuralcomponents,engineeringpropertiesofthematerials,tocalculatethematerial quantities required for construction
3. Understand various aspects of geometrical elements, points and crossings, significance of maintenance of tracks.
4. Design and plan airport layout, design facilities required for runway, taxiway and impart knowledge about visual aids
5. Apply design features of tunnels, harbors, dock and necessary navigational aids; also expose them to various methods of tunneling and tunnel accessories.

Module-1

Railway Planning: Significance of Road, Rail, Air and Water transports – Coordination of all modes to achieve sustainability – Elements of permanent way
– Rails, Sleepers, Ballast, rail fixtures and fastenings, – Track Stress, coning of wheels, creep in rails, defects in rails – Route alignment surveys, conventional and modern methods- – Soil suitability analysis – Geometric design of railways, gradient, super elevation, widening of gauge on curves- Points and Crossings(Explanation & Sketches of Right and Left hand turnouts only).

Module-2

Railway Construction and Maintenance: Earthwork – Stabilization of track on poor soil, Calculation of Materials required for track laying – Construction and maintenance of tracks – Modern methods of construct ion & maintenance – Railway stations and yards and passenger amenities- Urban rail – Infrastructure for Metro, Mono and underground railways.

Module-3

Harbour and Tunnel Engineering: Definition of Basic Terms: Planning and Design of Harbours: Requirements, Classification, Location and Design
Principles – Harbour Layout and Terminal Facilities , Coastal Structures, Inland Water Transport – Wave action on Coastal Structures and Coastal Protection Works.
Tunneling: Introduction, size and shape of the tunnel, tunneling methods in soils, tunnel lining, tunnel drainage and ventilation.

Module-4

Airport Planning: Air transport characteristics, airport classification, air port planning: objectives, components, layout characteristics, and socio-economic characteristics of the catchment area, criteria for airport site selection and ICAO stipulations, typical airport layouts, Parking and circulation area.

Module-5

Airport Design: Runway Design: Orientation, Wind Rose Diagram, Runway length, Problems on basic and Actual Length, Geometric design of runways, Configuration and Pavement Design Principles, Elements ofTaxiway Design, Airport Zones, Passenger Facilities and Services, Runway and Taxiway Markings and lighting.

Course outcomes: After studying this course, students will be able to:

1. Acquires capability of choosing alignment and also design geometric aspects of railway system, runway and taxiway.
2. Suggest and estimate the material quantity required for laying a railway track and also will be able to determine the hauling capacity of a locomotive.
3. Develop layout plan of airport, harbor, dock and will be able relate the gained knowledge to identify required type of visual and/or navigational aids for the same.
4. Apply the knowledge gained to conduct surveying, understand the tunneling activities.

Question paper pattern:

- The question paper will have ten full questions carrying equal marks.
- Each full question will be for 20 marks.
- There will be two full questions (with a maximum of four sub- questions) from each module.
- Each full question will have sub- question covering all the topics under a module.
- The students will have to answer five full questions, selecting one full question from each module.

Textbook:

1. Saxena Subhash C and Satyapal Arora, "A Course in Railway Engineering", Dhanpat Rai and Sons, Delhi.
2. Satish Chandra and Agarwal M. M,"Railway Engineering", 2nd Edition, Oxford University Press,New Delhi.
3. Khanna S K, Arora M G and Jain S S,"Airport Planning and Design", Nemch and and Brothers, Roorkee.
4. CVenkatramaiah,"TransportationEngineering",VolumeII:Railways,Airports,DocksandHarbours,Bridgesand Tunnels, Universities Press.
5. Bindra S P, "A Course in Docks and Harbour Engineering", Dhanpat Rai and Sons, New Delhi.

Reference Books:

1. Oza.H.P.andOza.G.H.,"AcourseinDocks&HarbourEngineering".Charotar Publishing Co.,
2. Mundrey J. S. "A course in Railway Track Engineering".Tata Mc Graw Hill.
3. Srinivasan R. Harbour," Dock and TunnelEngineering",26thEdition2013.

B. E. CIVIL ENGINEERING
Choice Based Credit System (CBCS) and Outcome Based Education (OBE)
SEMESTER - VI

REMOTE SENSING AND GIS

Course Code	**18CV651**	CIE Marks	40
Teaching Hours/Week(L:T:P)	(3:0:0)	SEE Marks	60
Credits	03	Exam Hours	03

Course Learning Objectives: This course will enable students to

1. Understand the basic concepts of remote sensing.
2. Analyze satellite imagery and extract the required units.
3. Extract the GIS data and prepare the thematic maps.
4. Use the thematic camps for various applications.

Module-1

Remote Sensing: Basic concept of Remote sensing, Data and Information, Remote sensing data collection, Remote sensing advantages & Limitations, Remote Sensing process. Electromagnetic Spectrum, Energy interactions with atmosphere and with earth surface features (soil, water, and vegetation), Resolution, image registration and Image and False color composite, elements of visual interpretation techniques.

Module-2

Remote Sensing Platforms and Sensors: Indian Satellites and Sensors characteristics, Remote Sensing Platforms, Sensors and Properties of Digital Data, Data Formats: Introduction, platforms- IRS, Landsat, SPOT, Cartosat, Ikonos, Envisat etc. sensors, sensor resolutions (spatial, spectral, radiometric and temporal). Basics of digital image processing- introduction to digital data, systematic errors(Scan Skew, Mirror-Scan Velocity, Panoramic Distortion, Platform Velocity , Earth Rotation) and non-systematic [random] errors(Altitude, Attitude), Image enhancements(Gray Level Thresholding, level slicing, contrast stretching),image filtering.

Module-3

Geographic Information System: Introduction to GIS; components of a GIS; Geographically Referenced Data, Spatial Data- Attribute data-Joining Spatial and attribute data, GIS Operations: Spatial Data Input – Attribute data Management, Geographic coordinate System, Datum; Map Projections: Types of Map Projections, Projected coordinate Systems. UTM Zones.

Module-4

Data Models: Vector data model: Representation of simple features – Topology and its importance; coverage and its data structure, Shape file; Relational Database, Raster Data Model: Elements of the Raster data model, Types of Raster Data, Raster Data Structure, and Data conversion.

Module-5

Integrated Applications of Remote sensing and GIS: Applications in land use land cover analysis, change detection, water resources, urban planning, environmental planning, Natural resource management and Traffic management. Location Based Services And Its Applications.

Course outcomes: After studying this course, students will be able to:

1. Collectdataanddelineatevariouselementsfromthesatelliteimageryusingtheirspectralsignature.
2. Analyze different features of ground information to create raster or vector data.
3. Perform digital classificationandcreatedifferentthematicmapsforsolvingspecificproblems
4. Make decision based on the GIS analysis on thematic maps.

Question paper pattern:

- The question paper will have ten full questions carrying equal marks.
- Each full question will be for 20 marks.
- There will be two full questions (with a maximum of four sub- questions) from each module.
- Each full question will have sub- question covering all the topics under a module.
- The students will have to answer five full questions, selecting one full question from each module.

Textbooks:

1. Narayan Panigrahi, “Geographical Information Science”, and ISBN 10: 8173716285 / ISBN 13: 9788173716287, University Press2008.
2. Basudeb Bhatta, “Remote sensing and GIS” , ISBN:9780198072393, Oxford University Press2011
3. Kang – T surg Chang, “Introduction to Geographic Information System”. Tata McGraw Hill Education Private Limited2015.
4. Lilles and, Kiefer, Chipman,“RemoteSensingandImageInterpretation”,Wiley2011.

Reference Books:

1. Chor Pang Lo and Albert K.W Yeung, “Concepts &Techniques of GIS”, PHI,2006
2. John R. Jensen, “Remote sensing of the environment”, an earth resources perspective–2nd edition– by Pearson Education2007.
3. Anji Reddy M., “Remote sensing and Geographical information system”, B. S. Publications2008.
4. Peter A. Burrough, Rachael A. McDonnell, and Christopher D. Lloyd, “Principals of Geo physical Information system”, Oxford Publications2004.
5. S Kumar,“Basics of remote sensing & GIS”, Laxmi publications 2005.

B. E. CIVIL ENGINEERING
Choice Based Credit System (CBCS) and Outcome Based Education (OBE)
SEMESTER - VI

TRAFFIC ENGINEERING

Course Code	**18CV652**	CIE Marks	40
Teaching Hours/Week(L:T:P)	(3:0:0)	SEE Marks	60
Credits	03	Exam Hours	03

Course Learning Objectives: This course will enable students to

1. Understand fundamental knowledge of traffic engineering, scope and its importance.
2. Describe basic techniques for collecting and analyzing traffic data, diagnosing problems, designing appropriate remedial treatment, and assessing its effectiveness.
3. Apply probabilistic and queuing theory techniques for the analysis of traffic flow situations and emphasis the interaction of flow efficiency and traffic safety.
4. Understand and analyse traffic issues including safety, planning, design, operation and control.
5. Apply intelligent transport system and its applications in the present traffic scenario.

Module-1

Traffic Planning and Characteristics: Road Characteristics-Road user characteristics, PIEV theory, Vehicle Performance characteristics, Fundamentals of Traffic Flow, Urban Traffic problems in India, Integrated planning of town, country, regional and all urban infrastructures, Sustainable approach- land use & transport and modal integration.

Module-2

Traffic Surveys: Traffic Surveys- Speed, journey time and delay surveys, Vehicles Volume Survey including non-motorized transports, Methods and interpretation, Origin Destination Survey, Methods and presentation, Parking Survey, Accident analyses-Methods, interpretation and presentation, Statistical applications in traffic studies and traffic forecasting, Level of service-Concept, applications and significance.

Module-3

Traffic Design and Visual Aids: Intersection Design- channelization, Rotary intersection design, Signal design, Coordination of signals, Grade separation, Traffic signs including VMS and road markings, Significant roles of traffic control personnel, Networking pedestrian facilities & cycle tracks.

Module-4

Traffic Safety and Environment: Road accidents, Causes, effect, prevention, and cost, Street lighting, Traffic and environment hazards, Air and Noise Pollution, causes, abatement measures, Promotion and integration of public transportation, Promotion of non-motorized transport.

Module-5

Traffic Management: Area Traffic Management System, Traffic System Management (TSM) with IRC standards, Traffic Regulatory Measures, Travel Demand Management (TDM), Direct and indirect methods, Congestion and parking pricing, All segregation methods- Coordination among different agencies, Intelligent Transport System for traffic management, enforcement and education.

Course outcomes: After studying this course, students will be able to:

1. Understandthehumanfactorsandvehicularfactorsintrafficengineeringdesign.
2. Conductdifferenttypesoftrafficsurveysandanalysisofcollecteddatausingstatisticalconcepts.
3. Useanappropriatetrafficflowtheoryandtocomprehendthecapacity&signalizedintersectionanalysis.
4. Understand the basic knowledge of Intelligent Transportation System.

Question paper pattern:

- The question paper will have ten full questions carrying equal marks.
- Each full question will be for 20 marks.
- There will be two full questions (with a maximum of four sub- questions) from each module.
- Each full question will have sub- question covering all the topics under a module.
- The students will have to answer five full questions, selecting one full question from each module.

Textbooks:

1. Kadiyali. L.R. “Traffic Engineering and Transport Planning ”, Khanna Publishers, Delhi,2013
2. S K Khanna and CEG Justo and AVeeraragavan, “Highway Engineering”, Nem Chand and Bros.
3. Indian Roads Congress (IRC) Specifications: Guidelines and Special Publications on Traffic Planning and Management
4. Salter. R.I and Hounsell N.B, “Highway Traffic Analysis and design”, Macmillan PressLtd.1996.

Reference Books:

1. Fred L. Mannering, Scott S. Washburn and Walter P. Kilareski, Principles of Highway Engineering and Traffic Analysis, Wiley India Pvt. Ltd., New Delhi,2011.
2. GarberandHoel,“PrinciplesofTrafficandHighwayEngineering”,CENGAGELearning,NewDelhi,2010.
3. SP: 43-1994,IRCSpecification,“Guidelineson Low-cost Traffic Management Techniques” for Urban Areas,1994.
4. John E Tyworth, “Traffic Management Planning, Operations and control”, Addison Wesly Publishing Company, 1996.
5. Hobbs.F.D.“Traffic Planning and Engineering”,University of Brimingham,Peragamon Press Ltd,2005.

B. E. CIVIL ENGINEERING
Choice Based Credit System (CBCS) and Outcome Based Education (OBE)
SEMESTER - VI

OCCUPATIONAL HEALTH AND SAFETY

Course Code	**18CV653**	CIE Marks	40
Teaching Hours/Week(L:T:P)	(3:0:0)	SEE Marks	60
Credits	03	Exam Hours	03

Course Learning Objectives: This course will enable students to

1. Gainan historical, economic, and organizational perspective of occupational safety and health;
2. Investigate current occupational safety and health problems and solutions.
3. Identify the forces that influence occupational safety and health.
4. Demonstrate the knowledge and skills needed to identify work place problems and safe work practice

Module-1

Occupational Hazard and Control Principles: Safety, History and development, National Safety Policy. Occupational safety and Health Act (OSHA), Occupational Health and Safety administration - Laws governing OSHA and right to know. Accident – causation, investigation, investigation plan, Methods of acquiring accident facts, Supervisory role in accident investigation.

Module-2

Ergonomics at Work Place: Ergonomics Task analysis, Preventing Ergonomic Hazards, Work space Envelops, Visual Ergonomics, Ergonomic Standards, Ergonomic Programs. Hazard cognition and Analysis, Human Error Analysis – Fault Tree Analysis – Emergency Response - Decision for action – purpose and considerations.

Module-3

Fire Prevention and Protection: Fire Triangle, Fire Development and its severity, Effect of Enclosures, early detection of Fire, Classification of fire and Fire Extinguishers.
Electrical Safety, Product Safety: Technical Requirements of Product safety.

Module-4

Health Considerations at Work Place: types of diseases and their spread, Health Emergency. Personal Protective Equipment (PPE) – types and advantages, effects of exposure and treatment for engineering industries, municipal solid waste. Environment management plans (EMP) for safety and sustainability.

Module-5

Occupational Health and Safety Considerations: Water and wastewater treatment plants, Handling of chemical and safety measures in water and wastewater treatment plants and labs, Construction material manufacturing industries like cement plants, RMC Plants, precast plants and construction sites. Policies, roles and responsibilities of workers, managers and supervisors.

Course outcomes: After studying this course, students will be able to:

1. Identifyhazardsintheworkplacethatposeadangerorthreattotheirsafetyorhealth,orthatofothers.
2. Controlunsafeorunhealthyhazardsandproposemethodstoeliminatethehazard.
3. Present a coherent analysis of a potential safety or health hazard both verbally and in writing, citing the occupational Health and Safety Regulations as well as supported legislation.
4. Discuss the role of health and safety in the workplace pertaining to the responsibilities of workers, managers, supervisors.
5. Identify the decisions required to maintain protection of the environment, workplace as well as personal health and safety.

Question paper pattern:

- The question paper will have ten full questions carrying equal marks.
- Each full question will be for 20 marks.
- There will be two full questions (with a maximum of four sub- questions) from each module.
- Each full question will have sub- question covering all the topics under a module.
- The students will have to answer five full questions, selecting one full question from each module.

Textbooks:

1. Goetsch D. L.,(1999), “Occupational Safety and Health for Technologists, Engineers and Managers”,

Prentice Hall.
2. HeinrichH.W.,(2007),"IndustrialAccidentPrevention-AScientificApproach",McGraw-HillBookCompany
National Safety Council and Associate (Data) Publishers Pvt. Ltd., (1991),
3. "Industrial Safety and Pollution Control Handbook.

Reference Books:

1. CollingD.A.,(1990),"IndustrialSafetyManagementandTechnology",PrenticeHall,New Delhi.
2. Della D.E., and Giustina, (1996), "Safety and Environmental Management", Van Nostrand Reinhold International Thomson Publishing Inc.

B. E. CIVIL ENGINEERING
Choice Based Credit System (CBCS) and Outcome Based Education (OBE)
SEMESTER - VI

SUSTAINABILITY CONCEPTS IN CIVIL ENGINEERING

Course Code	**18CV654**	CIE Marks	40
Teaching Hours/Week(L:T:P)	(3:0:0)	SEE Marks	60
Credits	03	Exam Hours	03

Course Learning Objectives: This course will enable students to

1. Learn about the principles, indicators and general concept of sustainability.
2. Apprehend the local, regional and global impacts of unsustainable designs, products and processes.
3. Student shall be able to apply the sustainability concepts in engineering
4. Know built environment frame work sand their use
5. Understand how building and design is judged and valued by clients and stakeholders and how to implement sustainability.

Module-1

Introduction: Sustainability - Introduction, Need and concept of sustainability, Social-environmental and economic sustainability concepts. Sustainable development, Nexus between Technology and Sustainable development, Challenges for Sustainable Development. Multilateral environmental agreements and Protocols - Clean Development Mechanism (CDM), Environmental legislations in India - Water Act, Air Act.

Module-2

Global Environmental Issue: Resource degradation, Climate change, Regional and Local Environmental Issues. Carbon credits and carbon trading, carbon foot print Carbon sequestration – Carbon capture and storage (CCS). Environmental management standards, ISO 14000 series, Life Cycle Analysis (LCA) - Scope and Goal, Bio-mimicking.

Module-3

Sustainable Design: Basic concepts of sustainable habitat, Green buildings, green materials for building construction, material selection for sustainable design, green building certification- GRIHA & IGBC Certification for buildings, Energy efficient building design- Passive solar design technique, Thermal storage, Cooling strategies, high performance insulation. Sustainable cities, Sustainable transport.

Module-4

Clean Technology and Energy: Energy sources: Basic concepts-Conventional and non-conventional, solar energy, Fuel cells, Wind energy, Small hydro plants, bio-fuels, Energy derived from oceans, Geothermal energy. Rainwater harvesting.

Module-5

Green Engineering: Green Engineering concepts, Sustainable Urbanization, industrialization and poverty reduction; Social and technological change, Industrial Processes: Material selection, Pollution Prevention, Industrial Ecology, Industrial symbiosis.

Course Outcomes: After studying this course, students will be able to:

1. Learn the sustainability concepts; understand the role and responsibility of engineers in sustainable development.
2. Quantify sustainability, and resource availability, Rationalize the sustainability based on scientific merits.
3. Understand and apply sustainability concepts in construction practices, designs, product developments and processes across various engineering disciplines.
4. Make a decision in applying green engineering concepts and become a lifelong advocate of sustainability in society.

Question paper pattern:

- The question paper will have ten full questions carrying equal marks.
- Each full question will be for 20 marks.
- There will be two full questions (with a maximum of four sub- questions) from each module.
- Each full question will have sub- question covering all the topics under a module.

- The students will have to answer five full questions, selecting one full question from each module.

Textbooks:

1. Allen, D.T. and S honnard, D. R., Sustainability Engineering: Concepts, Design and Case Studies, Prentice Hall.
2. Bradley. A.S; Adebayo, A. O., Maria, P. Engineering applications in sustainable design and development, Cengage learning.

Reference Books:

1. Mackenthun, K. M.,Basic Concepts in Environmental Management, Lewis Publication.
2. ECBC Code 2007, Bureau of Energy Efficiency, New Delhi Bureau of Energy Efficiency Publications-Rating System, TERI Publications - GRIHA Rating System.
3. Ni bin Chang, Systems Analysis for Sustainable Engineering: Theory and Applications, McGraw-Hill Professional.
4. Twidell, J. W. and Weir, A. D., Renewable Energy Resources, English Language Book Society (ELBS).
5. Malcolm Dowden, Climate Change and Sustainable Development: Law, Policy and Practice.
6. Daniel A. Vallero and Chris Brasier, "Sustainable Design: The Science of Sustainability and Green Engineering", Wiley-Blackwell.
7. Sustainable Engineering Practice: An Introduction, Committee on Sustainability, American Society of Civil Engineers.

B. E. CIVIL ENGINEERING
Choice Based Credit System (CBCS) and Outcome Based Education (OBE)
SEMESTER - VI

SOFTWARE APPLICATION LABORATORY

Course Code	**18CVL66**	CIE Marks	40
Teaching Hours/Week(L:T:P)	(0:2:2)	SEE Marks	60
Credits	02	Exam Hours	03

Course Learning Objectives: This course will enable students to

1. Use industry standard software in a professional set up.
2. Understand the elements of finite element modeling, specification of loads and boundary condition, performing analysis and interpretation of results for final design.
3. Develop customized automation tools.

Module -1

Use of civil engineering software's:

Use of software's for:

1. Analysis of plane trusses, continuous beams, portal frames.
2. 3D analysis of multistoried frame structures.

Module -2

1. **Project Management- Exercise on Project planning and scheduling of a building project using any project management software:**

a. Understanding basic features of Project management software
b. Constructing Project: create WBS, Activities, and tasks and Computation Time using Excel spread sheet and transferring the same to Project management software.
c. Identification of Predecessor and Successor activities with constrain
d. Constructing Network diagram (AON Diagram) and analyzing for Critical path, Critical activities and Othernon Critical paths, Project duration, Floats.
e. Study on various View options available
f. Basic understanding about Resource Creation and allocation
g. Understanding about Splitting the activity, Linking multiple activity, assigning Constrains, Merging Multiple projects, Creating Baseline Project

1. **GIS applications using open source software:**

a. To create shape files for point, line and polygon features with a map as reference.
b. To create decision maps for specific purpose.

Module -3

Use of EXCEL spread sheets:

Design of singly reinforced and doubly reinforced rectangular beams, design of one way and two way slabs, computation of earthwork, Design of horizontal curve by offset method, Design of super elevation.

Course Outcomes: After studying this course, students will be able to:

use software skills in a professional set up to automate the work and thereby reduce cycle time for completion of the work

Question paper pattern:

- The question paper will have 6 questions under 3 modules.
- There will be two full questions (with a maximum of three subdivisions, if necessary) from each module.
- Each full question shall cover the topics under a module.
- Module-1: 40 Marks, Module-2: 30 Marks, Module-3: 30 Marks.
- The students shall answer three full questions, selecting one full question from each module.

Reference Books: Training manuals and User manuals and Relevant course reference books

B. E. CIVIL ENGINEERING
Choice Based Credit System (CBCS) and Outcome Based Education (OBE)
SEMESTER - VI

ENVIRONMENTAL ENGINEERING LABORATORY

Course Code	**18CVL67**	CIE Marks	40
Teaching Hours/Week(L:T:P)	(0:2:2)	SEE Marks	60
Credits	02	Exam Hours	03

Course Learning Objectives: This course will enable students,

1. To learn different methods of water & waste water quality
2. To conduct experiments to determine the concentrations of water and waste water
3. To determine the degree and type of treatment
4. To understand the environmental significance and application in environmental engineering practice

1. Preparation chemical solutions required for analysis and sampling methodologies
2. Determination of pH, Conductivity, TDS and Turbidity.
3. Determination of Acidity and Alkalinity
4. Determination of Calcium, Magnesium and Total Hardness.
5. Determination of Dissolved Oxygen
6. Determination of BOD.
7. Determination of Chlorides
8. Determination of percentage of % of available chlorine in bleaching powder sample, Determination of Residual Chlorine and chlorine demand.
9. Determination of Solids in Sewage: i) Total Solids, ii) Suspended Solids, iii) Dissolved Solids, iv) Volatile Solids, Fixed Solids v) Settleable Solids.
10. Determination of optimum coagulant dosage using Jar test apparatus.
11. Determination Nitrates and Iron by spectrophotometer
12. Determination of COD(Demonstration)
13. Air Quality Monitoring (Demonstration)
14. Determination of Sound by Sound level meter at different locations (Demonstration)

Course Outcomes: After studying this course, students will be able to:

1. Acquire capability to conduct experiments and estimate the concentration of different parameters.
2. Compare the result with standards and discuss based on the purpose of analysis.
3. Determine type of treatment, degree of treatment for water and waste water.
4. Identify the parameter to be analyzed for the student project work in environmental stream.

Question paper pattern:

- Two experiments shall be asked from the above set of experiments.
- One experiment to be conducted and for the other student should write detailed procedure.

Reference Books:

1. IS codes-3025 series
2. Standard method for examination of water and waste water, APHA, 20th edition
3. Clair Sawyer and Perry McCarty and Gene Parkin, "Chemistry for Environmental Engineering and Science", McGraw-Hill Series in Civil and Environmental Engineering.

B. E. CIVIL ENGINEERING
Choice Based Credit System (CBCS) and Outcome Based Education (OBE)
SEMESTER - VI

EXTENSIVE SURVEY PROJECT

Course Code	**18CVEP68**	CIE Marks	40
Teaching Hours/Week(L:T:P)	(0:2:2)	SEE Marks	60
Total Number of Practice Hours	02	Exam Hours	03

Course Learning Objectives: This course will enable students to

1. Understand the practical applications of Surveying.
2. Use Total station and other Measurement Equipments.
3. Work in teams and learn time management, communication and presentation skills

Note:

- To be conducted between 5th & 6th Semester for a period of 2 weeks including training on total station.
- Viva voce conducted along with 6th semester exams
- An extensive project preparation training involving investigation, collection of data is to be conducted. **Use of Total Station is compulsory for minimum of TWO projects.**
- The student shall submit a project report consisting of designs and drawings.
- Drawings should be done using CAD and survey work using total station
- Students should learn data download from total station, generation of contours, block leveling, longitudinal and cross sectional diagrams, and capacity volume calculation by using relevant softwares
- The course coordinators should give exposure and simulate activities to achieve the course outcomes

1. **NEW TANK PROJECTS:** The work shall consist of;
   a. Reconnaissance survey for selection of site and conceptualization of project.
   b. Alignment of center line of the proposed bund, Longitudinal and cross sections of the center line.
   c. Detailed survey required for project execution like Capacity surveys, Details at Waste weir and sluice points, Canal alignment etc. as per requirement
   d. Design and preparation of drawing with report.

2. **WATER SUPPLY AND SANITARY PROJECT:** The work shall consist of;
   a. Reconnaissance survey for selection of site and conceptualization of project.
   b. Examination of sources of water supply, Calculation of quantity of water required based on existing and projected population.
   c. Preparation of village map by using total station.
   d. Survey work required for laying of water supply and UGD
   e. Location of sites for water tank. Selection of type of water tank to be provided. (ground level, overhead and underground)
   f. Design of all elements and preparation of drawing with report.

3. **HIGHWAY PROJECT:** The work shall consist of;
   a. Reconnaissance survey for selection of site and conceptualization of project.
   b. Preliminary and detailed investigations to align a new road (min. 1 to 1.5 km stretch) between two obligatory points. The investigations shall consist of topographic surveying of strip of land for considering alternate routes and for final alignment. Surveying by using total station.
   c. Report should justify the selected alignment with details of all geometric designs for traffic and design speed assumed.
   d. Drawing shall include key plan initial alignment, final alignment, longitudinal section along final alignment, typical cross sections of road.

4. **RESTORATION OF AN EXISTING TANK:** The work shall consist of;
   a. Reconnaissance survey for selection of site and conceptualization of project.
   b. Alignment of center line of the existing bund, Longitudinal and cross sections of the center line.
   c. Detailed survey required for project execution like Capacity surveys, Details at Waste weir and sluice points, Canal alignment etc. as per requirement
   d. Design of all elements and preparation of drawing with report.

5. **TOWN/HOUSING / LAYOUT PLANNING:** The work shall consist of;
   a. Reconnaissance survey for selection of site and conceptualization of project.
   b. Detailed survey required for project execution like contour surveys
   c. Preparation of layout plans as per regulations
   e. Centerline marking-transfer of centre lines from plan to ground
   f. Design of all elements and preparation of drawing with report as per regulations

Course outcomes: After studying this course, students will be able to:

1. Apply Surveying knowledge and tools effectively for the projects
2. Understanding Task environment, Goals, responsibilities, Task focus, working in Teams towards common goals, Organizational performance expectations, technical and behavioral competencies.
3. Application of individual effectiveness skills in team and organizational context, goal setting, time management, communication and presentation skills.
4. Professional etiquettes at workplace, meeting and general
5. Establishing trust based relationships in teams & organizational environment
6. Orientation towards conflicts in team and organizational environment, Understanding sources of conflicts, Conflict resolution styles and techniques

Reference Books:

Training manuals and User manuals
Relevant course reference books

B. E. CIVIL ENGINEERING
Choice Based Credit System (CBCS) and Outcome Based Education (OBE)
SEMESTER - VII

QUANTITY SURVEYING AND CONTRACT MANAGEMENT

Course Code	**18CV71**	CIE Marks	40
Teaching Hours/Week(L:T:P)	(3:0:0)	SEE Marks	60
Credits	03	Exam Hours	03

Course Learning Objectives: This course will enable students to;

1. Estimate the quantities of work, develop the bill of quantities and arrive at the Cost of civil engineering Project
2. Understand and apply the concept of Valuation for Properties
3. Understand, Apply and Create the Tender and Contract document.

Module -1

Quantity Estimation for Building: study of various drawing attached with estimates, important terms, units of measurements, abstract, Types of estimates. Estimation of building by Short wall and long wall method - centre line method.

Estimate of R.C.C structures including Slab, beam, column, footings.

Module -2

Estimate of Steel truss, manhole and septic tanks and slab culvert.

Quantity Estimation for Roads: Computation of volume of earthwork fully in banking, cutting, partly cutting and partly Filling by mid-section, trapezoidal and Prismoidal Methods.

Module -3

Specification for Civil Engineering Works: Objective of writing specifications essentials in specifications, general and detail specifications of different items of works in buildings and roads.

Analysis of Rates : Factors Affecting Cost of Civil Works , Concept of Direct Cost , Indirect Cost and Project Cost

Rate analysis and preparation of bills, Data analysis of rates for various items of Works, Sub-structure components, Rate analysis for R.C.C. slabs, columns and beams.

Module-4

Contract Management-Tender and its Process: Invitation to tender, Prequalification, administrative approval & Technical sanction. Bid submission and Evaluation process. Contract Formulation: Letter of intent, Award of contract, letter of acceptance and notice to proceed. Features / elements of standard Tender document (source: PWD / CPWD / International Competitive Bidding – NHAI / NHEPC / NPC).

Law of Contract as per Indian Contract act 1872, Types of Contract, Joint venture.

Contract Forms: FIDIC contract Forms, CPWD, NHAI, NTPC, NHEPC.

Module -5

Contract Management-Post award : Basic understanding on definitions, Performance security, Mobilization and equipment advances, Secured Advance, Suspension of work, Time limit for completion, Liquidated damages and bonus, measurement and payment, additions and alterations or variations and deviations, breach of contract, Escalation, settlement of account or final payment, claims, Delay's and Compensation, **Disputes & its resolution mechanism,** Contract management and administration.

Valuation: Definitions of terms used in valuation process, Purpose of valuation, Cost, Estimate, Value and its relationship, Capitalized value. Freehold and lease hold and easement, Sinking fund, depreciation–methods of estimating depreciation, Outgoings, Process and methods of valuation: Rent fixation, valuation for mortgage, valuation of land.

Course outcomes: After studying this course, students will be able to:

1. Taking out quantities and work out the cost and preparation of abstract for the estimated cost for various civil engineering works.
2. Prepare detailed and abstract estimates for various road works, structural works and water supply and sanitary works.
3. Prepare the specifications and analyze the rates for various items of work.
4. Assess contract and tender documents for various construction works.
5. Prepare valuation reports of buildings.

Question paper pattern:

- The question paper will have ten full questions carrying equal marks.

- Each full question will be for 20 marks.
- There will be two full questions (with a maximum of four sub- questions) from each module.
- Each full question will have sub- question covering all the topics under a module.
- The students will have to answer five full questions, selecting one full question from each module.

Textbooks:

1. Datta B.N., “Estimating and costing”, UBSPD Publishing House, New Delhi.
2. B.S. Patil, “Civil Engineering Contracts and Estimates”, Universities Press.
3. M. Chakraborthi; “Estimation, Costing and Specifications”, Laxmi Publications.
4. MORTH Specification for Roads and Bridge Works – IRC New Delhi.

Reference Books:

1. Kohli D.D and Kohli R.C, “Estimating and Costing", 12 th Edition, S.Chand Publishers, 2014.
2. Vazirani V.N and Chandola S.P, “Estimating and costing", Khanna Publishers, 2015.
3. Rangwala, C. "Estimating, Costing and Valuation", Charotar Publishing House Pvt. Ltd., 2015.
4. Duncan Cartlidge , "Quantity Surveyor’s Pocket Book", Routledge Publishers, 2012.
5. Martin Brook, "Estimating and Tendering for Construction Work", A Butterworth-Heinemann publishers, 2008.
6. Robert L Peurifoy , Garold D. Oberlender , “ Estimating Construction Costs” – 5ed , Tata McGraw-Hill , New Delhi.
7. David Pratt, “Fundamentals of Construction Estimating” – 3ed, Edition.
8. PWD Data Book, CPWD Schedule of Rates (SoR). and NH SoR – Karnataka FIDIC Contract forms.
9. B.S. Ramaswamy “Contracts and their Management” 3ed, Lexis Nexis(a division of Reed Elsevier India Pvt Ltd).

B. E. CIVIL ENGINEERING
Choice Based Credit System (CBCS) and Outcome Based Education (OBE)
SEMESTER - VII

DESIGN OF RCC AND STEEL STRUCTURES

Course Code	**18CV72**	CIE Marks	40
Teaching Hours/Week(L:T:P)	(3:0:0)	SEE Marks	60
Credits	03	Exam Hours	03

Course Learning Objectives: This course will enable students to

1. Provide basic knowledge in the areas of limit state method and concept of design of RC and Steel structures
2. Identify, formulate and solve engineering problems in RC and Steel Structures
3. Give procedural knowledge to design a system, component or process as per needs and specifications of RC Structures like Retaining wall, Footing, Water tanks, Portal Frames and Steel Structures like Roof Truss, Plate Girder and Gantry Girder.
4. Imbibe the culture of professional and ethical responsibilities by following codal provisions in the analysis, design of RC and Steel Structures.
5. Provide factual knowledge on analysis and design of RC Structural elements, who can participate and succeed in competitive examinations.

Module -1

Footings: Design of rectangular slab, slab-beam type combined footing.
Retaining Walls: Design of cantilever Retaining wall and counter fort retaining wall.
Water Tanks: Design of circular water tanks resting on ground (Rigid and Flexible base). Design of rectangular water tanks resting on ground. **As per IS: 3370 (Part IV).**
Design of portal frames with fixed and hinged based supports.

Module -2

Roof Truss: Design of roof truss for different cases of loading, forces in members to given.
Plate Girder: Design of welded plate girder with intermediate stiffener, bearing stiffener and necessary checks
Gantry Girder: Design of gantry girder with all necessary checks.

Course Outcomes: After studying this course, students will be able to:

1. Students will acquire the basic knowledge in design of RCC and Steel Structures.
2. Students will have the ability to follow design procedures as per codal provisions and skills to arrive at structurally safe RC and Steel members.

Question Paper Pattern:

- Two questions shall be asked from each module. There can be maximum of three subdivisions in each question, if necessary.
- One full question should be answered from each module.
- Each question carries 50 marks.
- Code books – IS 456, IS 800, IS 3370 (Part IV), SP-16, SP (6) – Steel Tables, shall be referred for designing. The same will be provided during examination.

Textbooks:

1. N Krishna Raju, **"Structural Design and Drawing of Reinforced Concrete and Steel"**, University Press
2. Subramanian N, **"Design of Steel Structures"**, Oxford university Press, New Delhi
3. K S Duggal, **"Design of Steel Structures"**, Tata McGraw Hill, New Delhi

Reference Books:

1. Charles E Salman, Johnson & Mathas, **"Steel Structure Design and Behavior"**, Pearson Publications
2. Nether Cot, et.al, **"Behavior and Design of Steel Structures to EC -III"**, CRC Press
3. P C Verghese, **"Limit State Design of Reinforced Concrete"**, PHI Publications, New Delhi
4. S N Sinha, **"Reinforced Concrete Design"**, McGraw Hill Publication

B. E. CIVIL ENGINEERING
Choice Based Credit System (CBCS) and Outcome Based Education (OBE)
SEMESTER - VII

THEORY OF ELASTICITY

Course Code	**18CV731**	CIE Marks	40
Teaching Hours/Week(L:T:P)	(3:0:0)	SEE Marks	60
Credits	03	Exam Hours	03

Course Learning Objectives: This course will enable students to

1. This course advances students from the one-dimensional and linear problems conventionally treated in courses of strength of materials in to more general, two and three-dimensional problems.
2. The student will be introduced to rectangular and polar coordinate systems to describe stress and strain of a continuous body.
3. Introduction to the stress–strain relationship, basic principles and mathematical expressions involved in continuum mechanics. Also solution of problems in 2-dimensional linear elasticity.

Module-1

Rigid and deformable bodies, body and surface forces, concept of stress, state of stress at a point, Cartesian stress components, Cauchey's stress formula, stress transformation, principal stresses and principal planes, stress invariants, equations of equilibrium in 2D and 3D (Cartesian coordinates).

Module-2

Types of strain, strain displacement relations, state of strain at a point, strain tensor, strain transformation, strain along a linear element, principal strains, strain invariants, octahedral strains, spherical and deviatoric strains.

Module-3

Generalized Hooke's Law, Stress-strain relationships, Equilibrium equations in terms of displacements and Compatibility equations in terms of stresses, Plane stress and plane strain problems, St. Venant's principle, Principle of superposition, Uniqueness theorem, Airy's stress function, Stress polynomials (Two Dimensional cases only). Equations of equilibrium in polar coordinate, compatibility equation, stress function.

Module-4

Axisymmetric stress distribution - Rotating discs, Lame's equation for thick cylinder, Effect of circular hole on stress distribution in plates subjected to tension, compression and shear, stress concentration factor.

Module-5

Torsion: Inverse and Semi-inverse methods, stress function, torsion of circular, elliptical, triangular sections.

Course outcomes: After studying this course, students will be able to:

1. Ability to apply knowledge of mechanics and mathematics to model elastic bodies as continuum.
2. Ability to formulate boundary value problems; and calculate stresses and strains.
3. Ability to comprehend constitutive relations for elastic solids and compatibility constraints.
4. Ability to solve two-dimensional problems (plane stress and plane strain) using the concept of stress function.

Question paper pattern:

- The question paper will have ten full questions carrying equal marks.
- Each full question will be for 20 marks.
- There will be two full questions (with a maximum of four sub- questions) from each module.
- Each full question will have sub- question covering all the topics under a module.
- The students will have to answer five full questions, selecting one full question from each module.

Textbooks:

1. S P Timoshenko and J N Goodier, "Theory of Elasticity", McGraw-Hill International Edition, 1970.
2. Sadhu Singh, "Theory of Elasticity", Khanna Publishers, 2012.
3. S Valliappan, "Continuum Mechanics - Fundamentals", Oxford &IBH Pub. Co. Ltd., 1981.
4. L S Srinath, "Advanced Mechanics of Solids", Tata - McGraw-Hill Pub., New Delhi, 2003.

Reference Books:

1. C. T. Wang, "Applied Elasticity", Mc-Graw Hill Book Company, New York,1953.
2. G. W. Housner and T. Vreeland, Jr., "The Analysis o f Stress and Deformation", California Institute of Tech., CA, 2012.[Downloadasperuserpolicyfromhttp://resolver.caltech.edu/CaltechBOOK:1965.001].
3. A. C. Ugural and Saul K. Fenster, "Advanced Strength and Applied Elasticity", PrenticeHall,2003.
4. Abdel-Rahman Ragab and Salah Eldinin Bayoumi, "Engineering Solid Mechanics: Fundamentals and Applications", CRC Press,1998.

B. E. CIVIL ENGINEERING
Choice Based Credit System (CBCS) and Outcome Based Education (OBE)
SEMESTER - VII

AIR POLLUTION AND CONTROL

Course Code	**18CV732**	CIE Marks	40
Teaching Hours/Week(L:T:P)	(3:0:0)	SEE Marks	60
Credits	03	Exam Hours	03

Course Learning Objectives: This course will enable students to

1. Study the sources and effects of air pollution
2. Learn the meteorological factors influencing air pollution.
3. Analyze air pollutant dispersion models
4. Illustrate particular and gaseous pollution control methods.

Module-1

Introduction: Definition, Sources, classification and characterization of air pollutants. Effects of air pollution on health, vegetation & materials. Types of inversion, photochemical smog.

Module-2

Meteorology: Temperature lapse rate & stability, wind velocity & turbulence, plume behavior, measurement of meteorological variables, wind rose diagrams, Plume Rise, estimation of effective stack height and mixing depths.

Module-3

Sampling: Sampling of particulate and gaseous pollutants (Stack, Ambient & indoor air pollution), Monitoring and analysis of air pollutants ($PM_{2.5}$, PM_{10}, SO_X, NO_X, CO, NH_3). Development of air quality models-Gaussian dispersion model-Including Numerical problems.

Module-4

Control Techniques: Particulate matter and gaseous pollutants- settling chambers, cyclone separators, scrubbers, filters & ESP - Including Numerical problems. Site selection for industrial plant location.

Module-5

Air pollution due to automobiles, standards and control methods. Noise pollution- causes, effects and control, noise standards. Environmental issues, global episodes. Environmental laws and acts.

Course outcomes: After studying this course, students will be able to:

1. Identify the major sources of air pollution and understand their effects on health and environment.
2. Evaluate the dispersion of air pollutants in the atmosphere and to develop air quality models.
3. Ascertain and evaluate sampling techniques for atmospheric and stack pollutants.
4. Choose and design control techniques for particulate and gaseous emissions.

Question paper pattern:

- The question paper will have ten full questions carrying equal marks.
- Each full question will be for 20 marks.
- There will be two full questions (with a maximum of four sub- questions) from each module.
- Each full question will have sub- question covering all the topics under a module.
- The students will have to answer five full questions, selecting one full question from each module.

Textbooks:

1. M. N. Rao and H V N Rao, “Air pollution”, Tata Mc-G raw Hill Publication.
2. H. C. Perkins, “Air pollution”. Tata McGraw Hill Publication.
3. Mackenzie Davis and David Cornwell, “Introduction t o Environmental Engineering” McGraw-Hill Co.

Reference Books:

1. Noel De Nevers, “Air Pollution Control Engineering”, Waveland Pr Inc.
2. Anjaneyulu Y, “Text book of Air Pollution and Control Technologies”, Allied Publishers.

B. E. CIVIL ENGINEERING
Choice Based Credit System (CBCS) and Outcome Based Education (OBE)
SEMESTER - VII

PAVEMENT MATERIALS AND CONSTRUCTION

Course Code	**18CV733**	CIE Marks	40
Teaching Hours/Week	(3:0:0)	SEE Marks	60
Credits	03	Exam Hours	03

Course Learning Objectives:

1. Expose students to different materials which are used in pavement construction, impart knowledge about the engineering properties required.
2. To train students to perform various types of bituminous mix designs as per the guidelines (MORTH).
3. Student will get knowledge about different highway construction equipment with their suitability and adaptability in various field scenarios.
4. Expose students to construction practice and quality control aspects of embankment, flexible and rigid pavement as per the required specifications (MORTH).
5. To introduce students to possible improvisation in various layers of pavement to increase the structural strength by the use of non basic materials (DLC, polythene sheets).

Module-1

Pavement Materials

Aggregates- Origin, Classification, Requirements, properties and tests on Road aggregates, Concepts of size and gradation- design gradation, maximum aggregate size, aggregate blending by different methods to meet specification.
Bitumen and Tar- Origin, Preparation, Properties and Chemical Constitution of bituminous road binders, Requirements.

Module-2

Bituminous emulsion and Cutbacks- Preparation, Characteristics, uses and test. Adhesion of bitumen binders to road aggregates, Adhesion failure, Mechanism of stripping, tests and methods of improving adhesion.

Module-3

Bituminous mixes: Mechanical properties, dense and open textured mixes, flexibility and brittleness, (No Hveemstabilo meter and Hubbar- field tests) bituminous mixes, Design methods using Rothfutch's method only and specification, Marshall mix design criteria, voids in mineral aggregates, voids in total mix, density, flow, stability, percentage voids filled with bitumen. Problems on above.

Module-4

Equipments in highway construction: Various types of equipments for excavation, grading and compaction- their working principles, advantages and limitations. Special equipment for bituminous and cement concrete pavement and stabilized soil road construction.
Sub grade: Earthwork grading and Construction of embankments and cuts for roads, Preparation of subgrade, quality control tests.

Module-5

Flexible Pavements: Specifications of materials, Construction method and field control checks for various types of flexible pavement layers.
Cement Concrete Pavements: Specifications and method of cement concrete pavement construction (PQC, importance of providing DLC as sub base and polythene thin layer between PQC and sub base). Quality control tests, Construction of various types of joints.

Course outcomes: At the end of the course the student will be able to:

1. Students will be able to evaluate and assess the suitability of any pavement material to be used in various components of pavement by conducting required tests as per IS,IRC specifications
2. Students will be able to formulate the proportions of different sizes of aggregates to suit gradation criteria for various mixes as per MORTH and also design bituminous mixes.
3. Students will be competent to adapt suitable modern technique and equipment for speedy and economic construction.
4. Student will be able to execute the construction of embankment, flexible, rigid pavement and perform required quality control tests at different stages of pavement construction.

Question paper pattern:

- The question paper will have ten full questions carrying equal marks.
- Each full question will be for 20 marks.
- There will be two full questions (with a maximum of four sub- questions) from each module.
- Each full question will have sub- question covering all the topics under a module.
- The students will have to answer five full questions, selecting one full question from each module.

Textbooks:

1. Highway Engineering- Khanna, S.K., and Justo, C.E.G.: Nem Chand and Bros. Roorkee.
2. Construction Equipment and its Management- Sharma, S.C.:Khanna Publishers.
3. Hot Mix Asphalt Materials, Mixture Design and Construction- Freddy L. Roberts, Kandhal, P.S: University of Texas Austin, Texas. NAPA Education Foundation Lanham, Maryland.

Reference Books

1. RRL, DSIR, 'Bituminous Materials in Road Construction', HMSO Publication.
2. RRL, DSIR, 'Soil Mechanics for Road Engineers', HMSO Publication.
3. Relevant IRC codes and MoRT& H specifications.

Web links and Video Lectures:

1. http://nptel.ac.in/courses.php?disciplineID=111
2. http://www.class-central.com/subject/math(MOOCs)
3. http://academicearth.org/
4. VTU EDUSAT PROGRAMME - 20

B. E. CIVIL ENGINEERING
Choice Based Credit System (CBCS) and Outcome Based Education (OBE)
SEMESTER - VII

GROUND WATER HYDRAULICS

Course Code	**18CV734**	IA Marks	40
Teaching Hours/Week(L:T:P)	(3:0:0)	Exam Marks	60
Credits	03	Exam Hours	03

Course Learning Objectives: This course will enable students

1. To characterize the properties of ground water and aquifers.
2. To quantify the ground water flow.
3. To locate occurrence of ground water and augment ground water resources.
4. To synthesize ground water development methods.

Module -1

Introduction: Importance, vertical distribution of subsurface water, occurrence in different types of rocks and soils, definitions-aquifers, aquifuge, aquitard, aquiclude, confined and Unconfined aquifers.

Module -2

Fundamentals of Ground Water Flow: Aquifer parameters, specific yield and specific retention, porosity, storage coefficient, derivation of the expression, Darcy's law, hydraulic conductivity, coefficient of permeability and intrinsic permeability, transmissibility, permeability in isotropic, anisotropic layered soils.

Module -3

Well Hydraulics: Steady Flow, Radial flow in confined and unconfined aquifers, pumping test Unsteady Flow, General equation, derivation; thesis method, Cooper and Jacob method, Chow's method, solution of unsteady flow equations, leakyaquifers (only introduction), interference of well, image well theory.

Module -4

Ground Water Exploration: Seismic method, electrical resistively method, Geo-physical techniques, electrical logging, radioactive logging, induction logging, sonic and fluid logging.

Module -5

Ground Water Development: Types of wells, methods of construction, tube well design, dug wells, pumps for lifting water, working principles, power requirement, Conjunctive use, necessity, techniques and economics.

Ground Water Recharge: Artificial recharge, Rainwater harvesting for ground water recharge.

Course outcomes: After studying this course, students will be able to:

1. Find the characteristics of aquifers.
2. Estimate the quantity of ground water by various methods.
3. Locate the zones of ground water resources.
4. Select particular type of well and augment the ground water storage.

Question paper pattern:

- The question paper will have ten full questions carrying equal marks.
- Each full question will be for 20 marks.
- There will be two full questions (with a maximum of four sub- questions) from each module.
- Each full question will have sub- question covering all the topics under a module.
- The students will have to answer five full questions, selecting one full question from each module.

Textbooks:

1. H.M. Raghunath, "Ground Water", Wiley Eastern Publication, New Delhi.
2. K. Todd, "Ground Water Hydrology", Wiley and Sons, New Delhi.
3. Bower. H., "Ground Water Hydrology" McGraw Hill, New Delhi.

Reference Books:

1. GargSatyaPrakash, "Ground Water and Tube Wells", Oxford and IBH, New Delhi.
2. W. C. Walton, "Ground Water Resources and Evaluation" McGraw Hill, Delhi.
3. Michel, D. M., Khepar, S. D., Sondhi, S. K., "Water Wells and Pumps" McGraw Hill, Delhi.

B. E. CIVIL ENGINEERING
Choice Based Credit System (CBCS) and Outcome Based Education (OBE)
SEMESTER - VII

MASONRY STRUCTURES

Course Code	**18CV735**	CIE Marks	40
Teaching Hours/Week(L:T:P)	(3:0:0)	SEE Marks	60
Credits	03	Exam Hours	03

Course Learning Objectives: This course will enable students to

1. Understand properties of masonry units, strength and factors affecting strength.
2. Understand design criteria of various types of wall subjected to different load system.
3. Impart the culture of following the codes for strength, serviceability and durability as an ethics.
4. Provide knowledge in analysis and design of masonry elements for the success in competitive examinations.

Module-1

Masonry Units, Materials, types and masonry construction: Bricks, Stone and Block masonry units-strength, modulus of elasticity and water absorption of masonry materials–classification and properties of mortars. Defects and Errors in masonry construction – cracks in masonry, types, reason for cracking, methods of avoiding cracks.

Strength and Stability: Strength and stability of axially loaded masonry walls, effect of unit strength, mortar strength, joint thickness, rate of absorption, effect of curing, effect of ageing, workmanship. Compressive strength formulae based on elastic theory and empirical formulae.

Module-2

Permissible stresses: Types of walls, permissible compressive stress, stress reduction and shape modification factors, increase in permissible stresses for eccentric vertical and lateral load, permissible tensile stress and shear stresses.

Design Considerations: Effective height of wall sand columns, openings in walls, effective length, effective thickness, slenderness ratio, eccentricity, load dispersion, arching action in lintels. Problems on design considerations for solid walls, cavity walls, wall with pillars.

Module-3

Load considerations and design of Masonry subjected to axial loads: Design criteria, design examples of walls under UDL, solid walls, cavity walls, solid wall supported at the ends by cross wall, walls with piers.

Module-4

Design of walls subjected to concentrated axial loads: Solid walls, cavity walls, solid wall supported at the ends by cross wall, walls with piers, design of wall with openings.

Design of walls subjected to eccentric loads: Design criteria – stress distribution under eccentric loads –Problems onec centrically loaded solid walls, cavity walls, walls with piers.

Module-5

Design of Laterally and transversely loaded walls: Design criteria, design of solid wall under wind loading, design of shear wall – design of compound walls.

Introduction to reinforced brick masonry, lintels and slabs.

In-filled frames: Types – modes of failures – design criteria of masonry retaining walls.

Course outcomes: After studying this course, students will be able to:

1. Select suitable material for masonry construction by understanding engineering properties.
2. Compute loads, load combinations and analyze the stresses in masonry.
3. Design masonry under compression (Axial load) for various requirements and conditions.
4. Design masonry under bending (Eccentric, lateral, transverse load) for various requirements and conditions.
5. Assess the behavior of shear wall and reinforced masonry.

Question paper pattern:

- The question paper will have ten full questions carrying equal marks.
- Each full question will be for 20 marks.
- There will be two full questions (with a maximum of four sub- questions) from each module.
- Each full question will have sub- question covering all the topics under a module.
- The students will have to answer five full questions, selecting one full question from each module.

Textbooks:

1. Dayaratnam P, “Brick and Reinforced Brick Structures”, Scientific International Pvt. Ltd.
2. M. L. Gambhir, “Building and Construction Materials”, McGraw Hill education Pvt. Ltd.

Reference Books:

1. Henry, A.W., “Structural Masonry”, Macmillan Education Ltd.,1990.
2. IS 1905–1987 “Code of practice for structural use o f un-reinforced masonry- (3rd revision) BIS, New Delhi.
3. SP20(S&T)–1991,“Hand book on masonry design and construction(1^{st}revision) BIS, New Delhi.

B. E. CIVIL ENGINEERING
Choice Based Credit System (CBCS) and Outcome Based Education (OBE)
SEMESTER - VII

EARTHQUAKE ENGINEERING

Course Code	**18CV741**	CIE Marks	40
Teaching Hours/Week(L:T:P)	(3:0:0)	SEE Marks	60
Credits	03	Exam Hours	03

Course Learning Objectives: This course will enable students to learn about

1. Fundamentals of engineering seismology
2. Irregularities in building which are detrimental to its earthquake performance
3. Different methods of computation seismic lateral forces for framed and masonry structures
4. Earthquake resistant design requirements for RCC and Masonry structures
5. Relevant clauses of IS codes of practice pertinent to earthquake resistant design of structures

Module -1

Engineering Seismology: Terminologies (Focus, Focal depth, Epicenter, etc.); Causes of Earthquakes; Theory of plate tectonics; Types and characteristics faults; Classification of Earthquakes; Major past earthquakes and their consequences; Types and characteristics of seismic waves; Magnitude and intensity of earthquakes; local site effects; Earthquake ground motion characteristics: Amplitude, frequency and duration; Seismic zoning map of India; (Problems on computation of wave velocities. Location of epicenter, Magnitude of earthquake).

Module -2

Response Spectrum: Basics of structural dynamics; Free and forced vibration of SDOF system; Effect of frequency of input motion and Resonance; Numerical evaluation of response of SDOF system (Linear acceleration method), Earthquake Response spectrum: Definition, construction, Characteristics and application; Elastic design spectrum.

Module -3

Seismic Performance of Buildings and Over View of IS-1893 (Part-1): Types of damages to building observed during past earthquakes; Plan irregularities; mass irregularity; stiffness irregularity; Concept of soft and weak storey; Torsional irregularity and its consequences; configuration problems; continuous load path; Architectural aspects of earthquake resistant buildings; Lateral load resistant systems. Seismic design philosophy; Structural modeling; Code based seismic design methods.

Module -4

Determination of Design Lateral Forces: Equivalent lateral force procedure and dynamic analysis procedure. Step by step procedures for seismic analysis of RC buildings using Equivalent static lateral force method and response spectrum methods (maximum of 4 storeys and without infill walls).

Module -5

Earthquake Resistant Analysis and Design of RC Buildings: Typical failures of RC frame structures, Ductility in Reinforced Concrete, Design of Ductile Reinforced Concrete Beams, Seismic Design of Ductile Reinforced Concrete column, Concept of weak beam-strong column, Detailing of Beam-Column Joints to enhance ductility, Detailing as per IS-13920. Retrofitting of RC buildings

Earthquake Resistant Design of Masonry Buildings: Performance of Unreinforced, Reinforced, Infill Masonry Walls, Box Action, Lintel and sill Bands, elastic properties of structural masonry, lateral load analysis, Recommendations for Improving performance of Masonry Buildings during earthquakes; Retrofitting of Masonry buildings.

Course outcomes: After studying this course, students will be able to:

1. Acquire basic knowledge of engineering seismology.
2. Develop response spectra for a given earthquake time history and its implementation to estimate response of a given structure.
3. Understanding of causes and types of damages to civil engineering structures during different earthquake scenarios.
4. Analyze multi-storied structures modeled as shear frames and determine lateral force distribution due to earthquake input motion using IS-1893 procedures.
5. Comprehend planning and design requirements of earthquake resistant features of RCC and Masonry

structures thorough exposure to different IS-codes of practices.

Question paper pattern:

- The question paper will have ten full questions carrying equal marks.
- Each full question will be for 20 marks.
- There will be two full questions (with a maximum of four sub- questions) from each module.
- Each full question will have sub- question covering all the topics under a module.
- The students will have to answer five full questions, selecting one full question from each module.

Textbooks:

1. Pankaj Agarwal and Manish Shrikande, "Earthquake resistant design of structures", PHI India.
2. S.K. Duggal, "Earthquake Resistant Design of Structures", Oxford University Press
3. Anil K. Chopra, "Dynamics of Structures: Theory and Applications to Earthquake Engineering", Pearson Education, Inc.
4. T. K. Datta, "Seismic Analysis of Structures", John Wiley & Sons (Asia) Ltd.

Reference Books:

1. David Dowrick, "Earthquake resistant design and risk reduction", John Wiley and Sons Ltd.
2. C. V. R. Murty, Rupen Goswami, A. R. Vijayanarayanan & Vipul V. Mehta, "Some Concepts in Earthquake Behaviour of Buildings", Published by Gujarat State Disaster Management Authority, Government of Gujarat.
3. IS-13920 – 2016, Ductile Detailing of Reinforced Concrete Structures Subjected to Seismic Forces, BIS, New Delhi.
4. IS-1893 – 2016, Indian Standard Criteria for Earthquake Resistant Design of Structures, Part-1, BIS, New Delhi.
5. IS- 4326 – 2013, Earthquake Resistant Design and Construction of Buildings, BIS, New Delhi.
6. IS-13828 – 1993, Indian Standard Guidelines for Improving Earthquake Resistance of Low Strength Masonry Buildings, BIS, New Delhi.
7. IS-3935 – 1993, Repair and Seismic Strengthening of Buildings-Guidelines, BIS, New Delhi.

B. E. CIVIL ENGINEERING
Choice Based Credit System (CBCS) and Outcome Based Education (OBE)
SEMESTER - VII

DESIGN CONCEPT OF BUILDING SERVICES

Course Code	**18CV742**	CIE Marks	40
Teaching Hours/Week(L:T:P)	(3:0:0)	SEE Marks	60
Credits	03	Exam Hours	03

Course Learning Objectives: This course will enable students to

1. Learn the importance of sanitation, domestic water supply, and plumbing and fire services.
2. Understand the concepts of heat, ventilation and air conditioning.
3. Develop technical and practical knowledge in Building Services.

Module -1

Water Supply and its Services.

Water requirements for different types of buildings, simple method of removal of impurities, water saving practices and their potential Service connection from mains, sump and storage tank, types and sizes of pipes, special installation in multistoried buildings. Material, types of fixtures and fitting for a contemporary bathroom– taps –quarter turn, half turn, ceramic, foam flow etc, hot water mixer, hand shower Rainwater harvesting to include roof top harvesting, type of spouts, sizes of rainwater pipes and typical detail of a water harvesting pit.

Module -2

Heat Ventilation and Air Conditioning (HVAC):

Behaviour of heat propagation, thermal insulating materials and their co-efficient of thermal conductivity. General methods of thermal insulation: Thermal insulation of roofs, exposed walls. Ventilation: Definition and necessity, system of ventilation. Principles of air conditioning, Air cooling, Different systems of ducting and distribution, Essentials of air-conditioning system.

Module -3

Electrical and Fire Fighting Services:

Electrical systems, Basics of electricity, single/Three phase supply, protective devices in electrical installation, Earthing for safety, Types of earthing, ISI Specifications. Electrical installations in buildings, Types of wires,
Wiring systems and their choice, planning electrical wiring for building, Main and distribution boards, Principles of illumination.

Classification of buildings based on occupancy, causes of fire and spread of fire, Standard fire, Fire fighting, protection and fire resistance, Firefighting equipment and different methods of fighting fire., means of escape, alarms, etc., Combustibility of materials, Structural elements and fire resistance, Fire escape routes and elements, planning and design. Wet risers, dry risers, sprinklers, heat detector, smoke detectors, fire dampers, fire doors, etc. Provisions of NBC.

Module -4

Plumbing and Fire Fighting Layout of Simple Buildings:

Application of above studies in preparing layout and details - Plumbing layout of residential and public buildings, Fire fighting layout, Reflected ceiling plan of smoke detectors / sprinklers, etc.

Module -5

Engineering Services: engineering services in a building as a system, Lifts, escalators, cold and hot water systems, waste water systems and electrical systems.

Pumps and Machineries: Reciprocating, Centrifugal, Deep well, Submersible, Automatic pumps, Sewerage pumps, Compressors, Vacuum pump – their selection, installation and maintenance – Hot water boilers – Classification and types of lifts, lift codes, rules structural provision: escalators, their uses, types and sizes, safety norms to be adopted – Social features required for physically handicapped and elderly, DC/AC motors, Generators,

Building Maintenance: Preventive and protective maintenance, Scheduled and contingency maintenance planning, M.I.S. for building maintenance. Maintenance standards. Economic maintenance decisions.

Course Outcomes: After studying this course, students will be able to:

1. Describe the basics of house plumbing and waste water collection and disposal.
2. Discuss the safety and guidelines with respect to fire safety.
3. Describe the issues with respect to quantity of water, rain water harvesting and roof top harvesting.
4. Understand and implement the requirements of thermal comfort in buildings.

Question paper pattern:

- The question paper will have ten full questions carrying equal marks.
- Each full question will be for 20 marks.
- There will be two full questions (with a maximum of four sub- questions) from each module.
- Each full question will have sub- question covering all the topics under a module.
- The students will have to answer five full questions, selecting one full question from each module.

Reference Books:

1. National Building Code.
2. Charangith shah, Water supply and sanitary engineering, Galgotia publishers.
3. Kamala & D L Kanth Rao, Environmental Engineering, Tata McGraw Hill publishing co. Ltd.
4. Technical teachers Training Institute (Madras), Environmental Engineering, Tata McGraw Hill publishing Co. Ltd.
5. M. David Egan, Concepts in Building Fire Safety.
6. O. H. Koenigsberger, “Manual of Tropical Housing and Building”, Longman Group United Kingdom.
7. V. K. Jain, Fire Safety in Building 2edition, New Age International Publishers.
8. E. G. Butcher, Smoke control in Fire-safety Design.
9. E. R. Ambrose, Heat pumps and Electric Heating, John and Wiley and Sons Inc, New York.
10. Handbook for Building Engineers in Metric systems, NBC, New Delhi.

B. E. CIVIL ENGINEERING
Choice Based Credit System (CBCS) and Outcome Based Education (OBE)
SEMESTER - VII

REINFORCED EARTH STRUCTURES

Course Code	**18CV743**	CIE Marks	40
Teaching Hours/Week(L:T:P)	(3:0:0)	SEE Marks	60
Credits	03	Exam Hours	03

Course Learning Objectives: This course will enable students to;

1. Create an understanding of the latest technique such as reinforcing the soil;
2. Analyze the concept of RE so as to ascertain stability of RE structures;
3. Understand the different reinforcing materials that can be used efficiently in soils.
4. Understand design concepts of different RE structures including introductory concepts of Foundations resting of RE soil bed.

Module -1

Basics of Reinforced Earth Construction: Definition, Historical Background, Components, Mechanism and Concept, Advantages and Disadvantage of reinforced earth Construction, Sandwich technique for clayey soil.
Geosynthetics and Their Functions: Historical developments, Recent developments, manufacturing process woven &non-woven, Raw materials –Classification based on materials type – Metallic and Non-metallic, Natural and Man-made, Geosynthetics.
Properties and Tests on Materials Properties – Physical, Chemical, Mechanical, Hydraulic, Endurance and Degradation requirements, Testing & Evaluation of properties.

Module -2

Design of Reinforced Earth Retaining Walls: Concept of Reinforced earth retaining wall, Internal and external stability, Selection of materials, Typical design problems
Soil Nailing Techniques: Concept, Advantages & limitations of soil nailing techniques, comparison of soil nailing with reinforced soil, methods of soil nailing, Construction sequence, Components of system, Design aspects and precautions to be taken.

Module -3

Design of Reinforced Earth Foundations: Modes of failure of foundation, Determination of force induced in reinforcement ties – Location of failure surface, tension failure and pull out resistance, length of tie and its curtailment, Bearing capacity improvement in soft soils, General guidelines.

Module -4

Geosynthetics for Roads and Slopes: Roads - Applications to Temporary and Permanent roads, Role of Geosynthetic in enhancing properties of road, control of mud pumping, Enhancing properties of subgrade, Design requirements Slopes – Causes for slope failure, Improvement of slope stability with Geosynthetic, Drainage requirements, Construction technique. Simple Numerical Stability Checking Problems on Reinforced Slopes.

Module -5

Geosynthetics - filter, drain and landfills: Filter & Drain – Conventional granular filter design criteria, Geosynthetic filter design requirements, Drain and filter properties, Design criteria – soil retention, Geosynthetic permeability, anti clogging, survivability and durability (No Numerical Problems)
Landfills – Typical design of Landfills – Landfill liner & cover, EPA Guidelines, Barrier walls for existing landfills and abandoned dumps (No Numerical Problems).

Course outcomes: After studying this course, students will be able to:

1. identify, formulate reinforced earth techniques that are suitable for different soils and in different structures;
2. understand the laboratory testing concepts of Geo synthetics
3. design RE retaining structures and Soil Nailing concepts
4. Determine the load carrying capacity of Foundations resting on RE soil bed.
5. asses the use of Geo synthetics in drainage requirements and landfill designs

Question paper pattern:

- The question paper will have ten full questions carrying equal marks.
- Each full question will be for 20 marks.

- There will be two full questions (with a maximum of four sub- questions) from each module.
- Each full question will have sub- question covering all the topics under a module.
- The students will have to answer five full questions, selecting one full question from each module.

Textbooks:

1. Koerner. R.M, "Design with Geo synthetics", Prince Hall Publications
2. Koerner. R.M. &Wesh, J.P, "Construction and Geotechnical Engineering using synthetic fabrics", Wiley Inter Science, New York,.
3. Sivakumar Babu G. L., "An introduction to Soil Reinforcement and Geo synthetics", Universities Press, Hyderabad
4. Swami Saran, "Reinforced Soil and its Engineering Applications", I. K. International Pvt. Ltd, New Delhi
5. Venkattappa Rao, G., & Suryanarayana Raju., G. V.S, "Engineering with Geo synthetics", Tata McGraw Hill publishing Company Limited., New Delhi.

Reference Books:

1. Jones, "Earth reinforcement and Soil structure", CJEP Butterworths, London
2. Ingold, T.S. & Millar, K.S, "Geotextile Hand Book", Thomas, Telford, London.
3. Hidetoshi Octial, Shigenori Hayshi& Jen Otani, "Earth Reinforcement Practices",Vol. I, A.A. Balkema, Rotterdam
4. Bell F.G, "Ground Engineer's reference Book", Butter worths, London
5. Ingold, T.S, "Reinforced Earth", Thomas, Telford, London.
6. Sarsby R W- Editor, "Geo synthetics in Civil Engineering", Wood head Publishing Ltd & CRC Press, 2007

B. E. CIVIL ENGINEERING
Choice Based Credit System (CBCS) and Outcome Based Education (OBE)
SEMESTER - VII

DESIGN OF HYDRAULIC STRUCTURES

Course Code	**18CV744**	CIE Marks	40
Teaching Hours/Week(L:T:P)	(3:0:0)	SEE Marks	60
Credits	03	Exam Hours	03

CREDITS –03

Course Learning Objectives: This course will enable students to;

1. Analyze and design gravity dams.
2. Find the cross-section of earth dam and estimate the seepage loss.
3. Design spillways and aprons for diversion works.
4. Design CD works and chose appropriate canal regulation works.

Module -1

Gravity Dams: Introduction, forces acting on dam, cause of failure, design principles, principal and shear stresses. Elementary profile and practical profile of a gravity dam. Drainage galleries, joints in gravity dams.

Module -2

Earth Dams: Introduction, causes of failure of earth dams, preliminary section, Determination of parametric line by Casagrande's method. Estimation of seepage.

Module -3

Spillways: Types, Design of Ogee spillway, Upstream and downstream profiles, Energy dissipation devices.
Diversion Headworks: Design of aprons- Bligh's and Koshla's theory, Simple Problems.

Module -4

Cross Drainage Works: Introduction, Type of C.D works, Design considerations for C.D works. Transition formula design of protection works, Design of only aqueduct.

Module -5

Canal Regulation Works: Introduction, Function of a regulator.
Canal falls: Necessity and types.
Canal outlets: Necessity and types.

Course outcomes: After studying this course, students will be able to:

1. Check the stability of gravity dams and design the dam.
2. Estimate the quantity of seepage through earth dams.
3. Design spillways and aprons for various diversion works.
4. Select particular type of canal regulation work for canal network.

Question paper pattern:

- The question paper will have ten full questions carrying equal marks.
- Each full question will be for 20 marks.
- There will be two full questions (with a maximum of four sub- questions) from each module.
- Each full question will have sub- question covering all the topics under a module.
- The students will have to answer five full questions, selecting one full question from each module.

Textbooks:

1. S. K. Garg, "Irrigation Engineering and Hydraulic Structures", Khanna Publishers, New Delhi.
2. Punmia and Pandey Lal, "Irrigation and Water Power Engineering" Lakshmi Publications, New Delhi.
3. K. R. Arora. "Irrigation, Water Power and Water Resources Engineering" Standard Publications, New Delhi.

Reference Books:

1. R. K. Sharma, "Text Book of Irrigation Engineering and Hydraulic Structures", Oxford and IBH, New Delhi.
2. P. N. Modi, "Irrigation, Water Resources and Water Power", Standard Book House, New Delhi.

B. E. CIVIL ENGINEERING
Choice Based Credit System (CBCS) and Outcome Based Education (OBE)
SEMESTER - VII

URBAN TRANSPORT PLANNING

Course Code	**18CV745**	CIE Marks	40
Teaching Hours/Week(L:T:P)	(3:0:0)	SEE Marks	60
Credits	03	Exam Hours	03

Course Learning Objectives: This course will enable students to;

5. Understand and apply basic concepts and methods of urban transportation planning.
6. Apprise about the methods of designing, conducting and administering surveys to provide the data required for transportation planning.
7. Understand the process of developing an organized mathematical modelling approach to solve select urban transportation planning problem.
8. Excel in use of various types of models used for travel forecasting, prediction of future travel patterns.

Module -1

Urban transport planning: Urbanization, urban class groups, transportation problems and identification, impacts of transportation, urban transport system planning process, modeling techniques in planning. Urban mass transportation systems: urban transit problems, travel demand, types of transit systems, public, private, para-transit transport, mass and rapid transit systems, BRTS and Metro rails, capacity, merits and comparison of systems, coordination, types of coordination.

Module -2

Data Collection And Inventories: Collection of data – Organisation of surveys and Analysis, Study Area, Zoning, Types and Sources of Data, Road Side Interviews, Home Interview Surveys, Commercial Vehicle Surveys, Sampling Techniques, Expansion Factors, Accuracy Checks, Use of Secondary Sources, Economic data – Income – Population – Employment – Vehicle Owner Ship.

Module -3

Trip Generation & Distribution: UTPS Approach, Trip Generation Analysis: Zonal Models, Category Analysis, Household Models, Trip Attraction models, Commercial Trip Rates; Trip Distribution by Growth Factor Methods. **Problems on above.**

Module -4

Trip Distribution: Gravity Models, Opportunity Models, Time Function Iteration Models. Travel demand modeling: gravity model, opportunity models, Desire line diagram. Modal split analysis. **Problems on above.**

Module -5

Traffic Assignment: Diversion Curves; Basic Elements of Transport Networks, Coding, Route Properties, Path Building Criteria, Skimming Tree, All-or-Nothing Assignment, Capacity Restraint Techniques, Reallocation of Assigned Volumes, Equilibrium Assignment. Numerical problems on Traffic Assignment. Introduction to land use planning models, land use and transportation interaction.

Course outcomes: After studying this course, students will be able to:

5. Design, conduct and administer surveys to provide the data required for transportation planning.
6. Supervise the process of data collection about travel behavior and analyze the data for use in transport planning.
7. Develop and calibrate modal split, trip generation rates for specific types of land use developments.
8. Adopt the steps that are necessary to complete a long-term transportation plan.

Question paper pattern:

- The question paper will have ten full questions carrying equal marks.
- Each full question will be for 20 marks.
- There will be two full questions (with a maximum of four sub- questions) from each module.
- Each full question will have sub- question covering all the topics under a module.
- The students will have to answer five full questions, selecting one full question from each module.

Textbooks:

4. Kadiyali. L. R., ‘Traffic Engineering and Transportation Planning’, Khanna Publishers, New Delhi.
5. Hutchinson, B.G, ‘Introduction to Urban System Planning’, McGraw Hill.
6. Khisty C.J., ‘Transportation Engineering – An Introduction’ Prentice Hall.
7. Papacostas, ‘Fundamentals of Transportation Planning’, Tata McGraw Hill.

Reference Books:

3. Mayer M and Miller E, ‘Urban Transportation Planning: A decision oriented Approach’, McGraw Hill.
4. Bruton M.J., ‘Introduction to Transportation Planning’, Hutchinson of London.
5. Dicky, J.W., ‘Metropolitan Transportation Planning’, Tata McGraw Hill.

B. E. CIVIL ENGINEERING
Choice Based Credit System (CBCS) and Outcome Based Education (OBE)
SEMESTER - VII

FINITE ELEMENT METHOD

Course Code	**18CV751**	CIE Marks	40
Teaching Hours/Week(L:T:P)	(3:0:0)	SEE Marks	60
Credits	03	Exam Hours	03

Course Learning Objectives: This course will enable students to;

1. Develop analytical skills.
2. Learn principles of analysis of stress and strain.
3. Develop problem solving skills.
4. Understand the principles of FEM for one and two dimensional problems.

Module -1

Theory of elasticity concepts, Energy principles, Rayleigh - Ritz Method, Galerkin method and finite element method, steps in finite element analysis, displacement approach, stiffness matrix and boundary conditions.

Module -2

Discritisation; finite representation of infinite bodies and discritisation of very large bodies, Natural Coordinates, Shape functions; polynomial, LaGrange and Serendipity , one dimensional formulations; beam and truss with numerical examples.

Module -3

2D formulations; Constant Strain Triangle, Linear Strain Triangle, 4 and 8 noded quadrilateral elements, Numerical Evaluation of Element Stiffness -Computation of Stresses, Static Condensation of nodes, degradation technique, Axisym metric Element.

Module -4

Isopara metric concepts; is opera metric, sub parametric and super parametric elements, Jacobian transformation matrix, Stiffness Matrix of Isopara metric Elements, Numerical integration by Gaussian quadrature rule for one, two and three dimensional problems.

Module -5

Techniques to solve nonlinearities in structural systems; material, geometric and combined non linearity, incremental and iterative techniques.
Structure of computer program for FEM analysis, description of different modules, exposure to FEM softwares.

Course outcomes: The student will have the knowledge on advanced methods of analysis of structures.

Question paper pattern:

- The question paper will have ten full questions carrying equal marks.
- Each full question will be for 20 marks.
- There will be two full questions (with a maximum of four sub- questions) from each module.
- Each full question will have sub- question covering all the topics under a module.
- The students will have to answer five full questions, selecting one full question from each module.

Textbooks:

1. Krishnamoorthy C.S., “Finite Element analysis” -Tata McGraw Hill
2. Desai C &Abel J F.," Introduction to Finite element Method" , East West Press Pvt. Ltd.,
3. Cook R D et.al. “Concepts and applications of Finite Element analysis”, John Wiley.

Reference Books:

1. Daryl L Logan, “A first course on Finite element Method”, Cengage Learning.
2. Bathe K J - “Finite Element Procedures in Engineering analysis”- Prentice Hall.

B. E. CIVIL ENGINEERING
Choice Based Credit System (CBCS) and Outcome Based Education (OBE)
SEMESTER - VII

NUMERICAL METHODS AND APPLICATIONS

Course Code	**18CV752**	CIE Marks	40
Teaching Hours/Week(L:T:P)	(3:0:0)	SEE Marks	60
Credits	03	Exam Hours	03

Course Learning Objectives: This course aims at providing the necessary basic concepts of a few numerical methods and give procedures for solving numerically different kinds of problems occurring in engineering and technology

Module -1

Solution of Equations and Eigen value Problems: Solution of algebraic and transcendental equations, Fixed point iteration method, Newton Raphson method, Solution of linear system of equations, Gauss elimination method, Pivoting, Gauss Jordan method – Iterative methods of Gauss Jacobi and Gauss Seidel - Matrix Inversion by Gauss Jordan method.

Module -2

Interpolation and Approximation: Interpolation with unequal intervals - Lagrange's interpolation – Newton's divided difference interpolation – Cubic Splines - Interpolation with equal intervals - Newton's forward and backward difference formulae.

Module -3

Numerical Differentiation and Integration: Approximation of derivatives using interpolation polynomials - Numerical integration using Trapezoidal, Simpson's 1/3 rule – Romberg's method - Two point and three point Gaussian quadrature formulae – Evaluation of double integrals by Trapezoidal and Simpson's 1/3 rules.

Module -4

Initial Value Problems for Ordinary Differential Equations : Single Step methods - Taylor's series method - Euler's method - Modified Euler's method – Fourth order Runge-Kutta method for solving first order equations - Multi step methods - Milne's and Adams-Bash forth predictor corrector methods for solving first order equations.

Module -5

Boundary Value Problems in Ordinary and Partial Differential Equations:
Finite difference methods for solving two-point linear boundary value problems - Finite difference techniques for the solution of two dimensional Laplace's and Poisson's equations on rectangular domain – One dimensional heat flow equation by explicit and implicit (Crank Nicholson) methods – One dimensional wave equation by explicit method.

Course Outcomes: After studying this course, The students will have a clear perception of the power of numerical techniques, ideas and would be able to demonstrate the applications of these techniques to problems drawn from Industry, management and other engineering fields.

Question paper pattern:

- The question paper will have ten full questions carrying equal marks.
- Each full question will be for 20 marks.
- There will be two full questions (with a maximum of four sub- questions) from each module.
- Each full question will have sub- question covering all the topics under a module.
- The students will have to answer five full questions, selecting one full question from each module.

Textbooks:

1. Grewal. B.S. and Grewal. J.S., "Numerical methods in Engineering and Science", Khanna Publishers, 9th Edition, New Delhi
2. Gerald. C. F., and Wheatley. P. O., "Applied Numerical Analysis", Pearson Education, Asia, 6th Edition, New Delhi.

Reference Books:

1. Chapra. S.C. and Canale. R. P., "Numerical Methods for Engineers, Tata McGraw Hill, New Delhi.
2. 2. Brian Bradie. "A friendly introduction to Numerical analysis", Pearson Education, Asia, New Delhi.
3. Sankara Rao. K., "Numerical methods for Scientists and Engineers", Prentice Hall of India Private, New Delhi.

B. E. CIVIL ENGINEERING
Choice Based Credit System (CBCS) and Outcome Based Education (OBE)
SEMESTER - VII

ENVIRONMENTAL PROTECTION AND MANAGEMENT

Course Code	**18CV753**	CIE Marks	40
Teaching Hours/Week(L:T:P)	(3:0:0)	SEE Marks	60
Credits	03	Exam Hours	03

Course Learning Objectives: This course will enable students to gain knowledge in Environmental protection and Management systems

Module -1

Environmental Management Standards: Unique Characteristics of Environmental Problems - Systems approach to Corporate environmental management - Classification of Environmental Impact Reduction Efforts - Business Charter for Sustainable Production and Consumption – Tools, Business strategy drivers and Barriers - Evolution of Environmental Stewardship. Environmental Management Principles - National policies on environment, abatement of pollution and conservation of resources - Charter on Corporate responsibility for Environmental protection.

Module -2

Environmental Management Objectives: Environmental quality objectives – Rationale of Environmental standards: Concentration and Mass standards, Effluent and stream standards, Emission and ambient standards, Minimum national standards, environmental performance evaluation: Indicators, benchmarking. Pollution control Vs Pollution Prevention - Opportunities and Barriers – Cleaner production and Clean technology, closing the loops, zero discharge technologies.

Module -3

Environmental Management System: EMAS, ISO 14000 - EMS as per ISO 14001– benefits and barriers of EMS – Concept of continual improvement and pollution prevention - environmental policy – initial environmental review – environmental aspect and impact analysis – legal and other requirements- objectives and targets – environmental management programs – structure and responsibility – training awareness and competence- communication – documentation and document control – operational control – monitoring and measurement – management review.

Module -4

Environmental Audit: Environmental management system audits as per ISO 19011- – Roles and qualifications of auditors - Environmental performance indicators and their evaluation – Non conformance – Corrective and preventive actions -compliance audits – waste audits and waste minimization planning – Environmental statement (form V) - Due diligence audit.

Module -5

Applications: Applications of EMS, Waste Audits and Pollution Prevention Control: Textile, Sugar, Pulp & Paper, Electroplating, , Tanning industry. Hazardous Wastes - Classification, characteristics Treatment and Disposal Methods, Transboundary movement, disposal.

Course outcomes: After studying this course, students will be able to:

1. Appreciate the elements of Corporate Environmental Management systems complying to international environmental management system standards.
2. Lead pollution prevention assessment team and implement waste minimization options.
3. Develop, Implement, maintain and Audit Environmental Management systems for Organizations.

Question paper pattern:

- The question paper will have ten full questions carrying equal marks.
- Each full question will be for 20 marks.
- There will be two full questions (with a maximum of four sub- questions) from each module.
- Each full question will have sub- question covering all the topics under a module.
- The students will have to answer five full questions, selecting one full question from each module.

Reference Books:

1. Christopher Sheldon and Mark Yoxon, “Installing Environmental management Systems – a step by step guide” Earthscan Publications Ltd, London, 1999.
2. ISO 14001/14004: Environmental management systems – Requirements and Guidelines – International

Organisation for Standardisation, 2004
3. ISO 19011: 2002, “Guidelines for quality and/or Environmental Management System auditing, Bureau of Indian Standards, New Delhi, 2002
4. Paul L Bishop „Pollution Prevention: Fundamentals and Practice, McGraw- Hill International, Boston, 2000.
5. Environmental Management Systems: An Implementation Guide for Small and Medium-Sized Organizations, Second Edition, NSF International, Ann Arbor, Michigan, January 2001.

B. E. CIVIL ENGINEERING
Choice Based Credit System (CBCS) and Outcome Based Education (OBE)
SEMESTER - VII

COMPUTER AIDED DETAILING OF STRUCTURES

Course Code	**18CVL76**	CIE Marks	40
Teaching Hours/Week(L:T:P)	(0:2:2)	SEE Marks	60
Credits	02	Exam Hours	03

Course Learning Objectives: This course will enable students to

1. Be aware of the Scale Factors, Sections of drawings,
2. Draft the detailing of RC and Steel Structural member.

Module -1 Detailing of RCC Structures

- Beams – Simply supported, Cantilever and Continuous.
- Slab – One way, Two way and One-way continuous.
- Staircase – Doglegged
- Cantilever Retaining wall
- Counter Fort Retaining wall
- Circular Water Tank, Rectangular Water Tank.

Module -2 Detailing of Steel Structures

1. Connections – Beam to beam, Beam to Column by Bolted and Welded Connections.
2. Built-up Columns with lacings and battens
3. Column bases and Gusseted bases with bolted and welded connections.
4. Roof Truss – Welded and Bolted
5. Welded Plate girder
6. Gantry Girder

Course outcomes: After studying this course, students will be able to:

- Prepare detailed working drawings

Question paper pattern:

1. Two questions shall be asked from each Module.
2. One full question should be answered from each Module.
3. Each question carries 50 marks.

Textbooks:

1. N Krishna Raju, "Structural Design and Drawing of Reinforced Concrete and Steel", University Press
2. Krishna Murthy, "Structural Design and Drawing – Concrete Structures", CBS Publishers, New Delhi

Reference Books:

1. SP 34: Handbook on Concrete Reinforcement and Detailing, Bureau of Indian Standards.
2. IS 13920, Ductile Design And Detailing Of Reinforced Concrete Structures Subjected To Seismic Forces - Code Of Practice, Bureau of Indian Standard.

B. E. CIVIL ENGINEERING
Choice Based Credit System (CBCS) and Outcome Based Education (OBE)
SEMESTER - VII

GEOTECHNICAL ENGINEERING LABORATORY

Course Code	**18CVL77**	CIE Marks	40
Teaching Hours/Week(L:T:P)	(0:2:2)	SEE Marks	60
Credits	02	Exam Hours	03

Course Learning Objectives: This course will enable students to;

1. To carry out laboratory tests and to identify soil as per IS codal procedures
2. To perform laboratory tests to determine index properties of soil
3. To perform tests to determine shear strength and consolidation characteristics of soils

Modules

1. Field identification of soil, Specific gravity test (pycnometer and density bottle method).Water content determination by oven drying and Pycnometer method, rapid moisture meter method.
2. Grain size analysis
   i. Sieve analysis
   ii. Hydro meter analysis
3. In-situ density tests
   i. Core-cutter method
   ii. Sand replacement method
4. Consistency limits
   i. Liquid limit test(by Casagrande's and cone penetration method)
   ii. Plastic limit test
   iii. Shrinkage limit test
5. Standard compaction test (light and heavy compaction)
6. Co-efficient of permeability test
   i. Constant head test
   ii. Variable head test
7. Shear strength tests
   i. Unconfined compression test
   ii. Direct shear test
   iii. Triaxial test (unconsolidated undrained test only)
8. Consolidation test :To determine pre consolidation pressure only(half an hour per loading-test).
9. Laboratory vane shear test
10. Demonstration of Swell pressure test, Standard penetration test and boring equipment

Course outcomes: Students will be able to conduct appropriate laboratory/field experiments and interpret the results to determine

1. Physical and index properties of the soil
2. Classify based on index properties and field identification
3. To determine OMC and MDD, plan and assess field compaction program
4. Shearstrengthandconsolidationparameterstoassessstrengthanddeformationcharacteristics
5. In-situshear strength characteristics(SPT-Demonstration)

Question paper pattern:

- All experiments are to be included in the examination except demonstration exercises.
- Candidate to perform experiment assigned to him.
- Marks are to be allotted as per the split up of marks shown on the cover page of answer script.

Reference Books:

1. Punmia B C, Soil Mechanics and Foundation Engineering-(2017),16th Edition, Laxmi Publications co., New Delhi.
2. Lambe T.W., "Soil Testing for Engineers", Wiley Eastern Ltd., New Delhi.
3. Head K.H., "Manual of Soil Laboratory Testing" Vol. I, II, III, Princeton Press
4. BowlesJ.E.,"EngineeringPropertiesofSoilandTheirMeasurements",-McGrawHillBookCo.NewYork.
5. Relevant BIS Codes of Practice: IS-2720 series

B. E. CIVIL ENGINEERING
Choice Based Credit System (CBCS) and Outcome Based Education (OBE)
SEMESTER - VIII

DESIGN OF PRE-STRESSECONCRETE

Course Code	**18CV81**	CIE Marks	40
Teaching Hours/Week(L:T:P)	(3:0:0)	SEE Marks	60
Credits	03	Exam Hours	03

Course Learning Objectives: This course will enable students to learn Design of Pre Stressed Concrete Elements.

Module -1

Introduction and Analysis of Members: Concept of Pre stressing - Types of Pre stressing - Advantages - Limitations –Pre stressing systems - Anchoring devices - Materials - Mechanical Properties of high strength concrete - high strength steel - Stress-Strain curve for High strength concrete.
Analysis of members at transfer - Stress concept - Comparison of behavior of reinforced concrete – pre stressed concrete - Force concept - Load balancing concept - Kern point -Pressure line.

Module -2

Losses in Pre stress: Loss of Pre stress due to Elastic shortening, Friction, Anchorage slip, Creep of concrete, Shrinkage of concrete and Relaxation of steel - Total Loss.
Deflection and Crack Width Calculations of Deflection due to gravity loads - Deflection due to prestressing force -Total deflection - Limits of deflection - Limits of span-to-effective depth ratio -Calculation of Crack Width - Limits of crack width.

Module -3

Design of Sections for Flexure: Analysis of members at ultimate strength - Preliminary Design - Final Design for Type 1members.

Module -4

Design for Shear: Analysis for shear - Components of shear resistance - Modes of Failure - Limit State of collapse for shear - Design of transverse reinforcement.

Module -5

Different anchorage system and design of end block by latest IS codes.

Course outcomes: After studying this course, students will be able to:

1. Understand the requirement of PSC members for present scenario.
2. Analyse the stresses encountered in PSC element during transfer and at working.
3. Understand the effectiveness of the design of PSC after studying losses
4. Capable of analyzing the PSC element and finding its efficiency.
5. Design PSC beam for different requirements.

Question paper pattern:

- The question paper will have ten full questions carrying equal marks.
- Each full question will be for 20 marks.
- There will be two full questions (with a maximum of four sub- questions) from each module.
- Each full question will have sub- question covering all the topics under a module.
- The students will have to answer five full questions, selecting one full question from each module.

Textbooks:

1. Krishna Raju, N. “Pre stressed Concrete”, Tata McGraw Hill Publishing Company, New Delhi 2006
2. Krishna Raju. N., “Pre-stressed Concrete - Problems and Solutions”, CBS Publishers and Distributors, Pvt. Ltd., New Delhi.
3. Rajagopalan N, “Pre - stressed Concrete”, Narosa Publishing House, New Delhi

Reference Books:

1. Praveen Nagarajan, “Advanced Concrete Design”, Person Publishers
2. P. Dayaratnam, “Pre stressed Concrete Structures”, Scientific International Pvt. Ltd.
3. Lin T Y and Burns N H, ‘Design of Pre - stressed Concrete Structures’ , John Wiley and Sons, New York
4. Pundit G S and Gupta S P, “Pre - stressed Concrete”, C B S Publishers, New Delhi
5. IS: 1343: Indian Standard code of practice for Pre stressed concrete, BIS, New Delhi.
6. IS: 3370-Indian Standard code of practice for concrete structures for storage of liquids, BIS, New Delhi.

B. E. CIVIL ENGINEERING
Choice Based Credit System (CBCS) and Outcome Based Education (OBE)
SEMESTER - VIII

BRIDGE ENGINEERING

Course Code	**18CV821**	CIE Marks	40
Teaching Hours/Week(L:T:P)	(3:0:0)	SEE Marks	60
Credits	03	Exam Hours	03

Course Learning Objectives: This course will enable students to understand the analysis and design of concrete Bridges.

Note: All designs have to be done by Working Stress Method

Module -1

Introduction to bridges, classification, selection of bridge site and preliminary and detailed survey work computation of discharge, linear waterway, economic span, afflux, scour depth.
Design loads for bridges, introduction to I.R.C. loading standards, Load Distribution Theory, Bridge slabs, Effective width, Introduction to methods as per I.R.C.

Module -2

Design of Slab Bridges: Straight and skew slab bridges.

Module -3

Design of T beam bridges(up to three girder only)
Proportioning of components, analysis of slab using IRC Class AA tracked vehicle, structural design of slab, analysis of cross girder for dead load & IRC Class AA tracked vehicle, structural design of cross girder, analysis of main girder using Courbon's method, calculation of dead load BM and SF, calculation of live load B M & S F using IRC Class AA Tracked vehicle. Structural design of main girder.

Module -4

Other Bridges:
Design of Box culvert (Single vent only).
Design of Pipe culverts.

Module -5

Substructures - Design of Piers and abutments,
Introduction to Bridge bearings, Hinges and Expansion joints.(No design).

Course outcomes: After studying this course, students will be able to:

1. Understand the load distribution and IRC standards.
2. Design the slab and T beam bridges.
3. Design Box culvert, pipe culvert
4. Use bearings, hinges and expansion joints and
5. Design Piers and abutments.

Question paper pattern:

- The question paper will have ten full questions carrying equal marks.
- Each full question will be for 20 marks.
- There will be two full questions (with a maximum of four sub- questions) from each module.
- Each full question will have sub- question covering all the topics under a module.
- The students will have to answer five full questions, selecting one full question from each module.

Textbooks:

1. Johnson Victor. D, "Essentials of Bridge Engineering", Oxford Publishing Company.
2. N Krishna Raju, "Design of Bridges, Oxford and IBH publishing company
3. T R Jagadeesh and M A Jayaram, "Design of bridge structures", Prentice Hall of India

Reference Books:

1. Jain and Jaikrishna, "Plain and Reinforced Concrete", Vol.2.,Nem Chand Brothers.
2. Standard specifications and code of practice for road bridges, IRC section I,II, III and IV.
3. "Concrete Bridges", The Concrete Association of India

B. E. CIVIL ENGINEERING
Choice Based Credit System (CBCS) and Outcome Based Education (OBE)
SEMESTER - VIII

PREFABRICATED STRUCTURES

Course Code	**18CV822**	CIE Marks	40
Teaching Hours/Week(L:T:P)	(3:0:0)	SEE Marks	60
Credits	03	Exam Hours	03

Course Learning Objectives: This course will enable students to

1. Understand modular construction, industrialized construction
2. Design prefabricated elements.
3. Understand construction methods.

Module -1

Introduction: Need for prefabrication–Principles–Materials–Modular coordination–Standarization–Systems–Production–Transportation–Erection.

Module -2

Prefabricated Components: Behavior of structural components–Large panel constructions–Construction of roof and floor slabs–Wall panels–Columns–Shear walls.

Module -3

Design Principles: Disuniting of structures-Design of cross section based on efficiency of material used–Problems in design because of joint flexibility–Allowance for joint deformation.

Module -4

Joint In Structural Members: Joints for different structural connections–Dimensions and detailing–Design of expansion joints.

Module -5

Design For Abnormal Loads: Progressive collapse–Code provisions–Equivalent design loads for considering abnormal effects such as earthquakes, cyclones, etc.,-Importance of avoidance of progressive collapse.

Course Outcomes: After studying this course, students will be able to:

1. Use modular construction, industrialized construction
2. Design prefabricated elements
3. Design some of the prefabricated elements
4. Use the knowledge of the construction methods and prefabricated elements in buildings

Question paper pattern:

- The question paper will have ten full questions carrying equal marks.
- Each full question will be for 20 marks.
- There will be two full questions (with a maximum of four sub- questions) from each module.
- Each full question will have sub- question covering all the topics under a module.
- The students will have to answer five full questions, selecting one full question from each module.

Textbooks:

1. CBRI, Building materials and components, India, 1990
2. Gerostiza C.Z., Hendrikson C. and Rehat D.R.," Knowledge based process planning for construction and manufacturing", Academic Press Inc., 1994

Reference Books:

1. KonczT.,"Manual of precast concrete construction", Vol. I, II and III, Bauverlag, GMBH,1976.
2. "Structural design manual", Precast concrete connection details, Society for the studies in the use of precast concrete, Netherland BetorVerlag, 2009

B. E. CIVIL ENGINEERING
Choice Based Credit System (CBCS) and Outcome Based Education (OBE)
SEMESTER - VIII

ADVANCED FOUNDATION ENGINEERING

Course Code	**18CV823**	CIE Marks	40
Teaching Hours/Week(L:T:P)	(3:0:0)	SEE Marks	60
Credits	03	Exam Hours	03

Course Learning Objectives: This course will enable students to

1. Gain knowledge of about advanced topics of foundation design and analyses, supplementing their comprehensive knowledge acquired in basic foundation engineering course.
2. Develop profound understanding of shallow and deep foundation analyses.
3. Develop understanding of choice of foundation design parameters.
4. Learn about cause and effect of dynamic loads on foundation.

Module -1

General bearing capacity equation – Terzaghi's, Brinch Hansen's and Mayerhof's analyses, bearing capacity of footings according to BIS, eccentrically loaded footing, footing on layered soil, Settlement of shallow Foundations: Immediate, consolidation, & differential settlements. Principles of design of footing, Proportioning of footings for equal settlement.

Module -2

Design of combined footings by Rigid method, Combined footings (rectangular & trapezoidal), strap footings. Types of rafts, bearing capacity & settlements of raft foundation, Design of raft foundation – Conventional rigid method, Elastic methods, Coefficient of sub-grade reaction, IS code (IS-2950) procedure.

Module -3

Introduction Necessity of pile foundations, Classification, Load bearing capacity of single pile by Static formula, Dynamic formula, Pile load test and Penetration tests. Introduction, Pile groups, group action of piles in sand and clay, group efficiency of piles, settlement of piles, negative skin friction, laterally loaded piles and under reamed piles.

Module -4

Well Foundations: Introduction, Different shapes and characteristics of wells. Components of well foundation. Forces acting on well foundation. Sinking of wells. Causes and remedies of tilts and shifts.
Drilled Piers & Caissons: Introduction, construction, advantages and disadvantages of drilled piers. Design of open, pneumatic and floating caissons. Advantages and disadvantages of floating caissons.

Module -5

Machine Foundations: Introduction, free and forced vibrations, Types of Machine foundations, degrees of freedom of a block foundation, general criteria for design of machine foundation, vibration analysis of a machine foundation, determination of natural frequency, vibration isolation and control.

Course outcomes: After studying this course, students will be able to:

1. Estimate the size of isolated and combined foundations to satisfy bearing capacity and settlement criteria.
2. Estimate the load carrying capacity and settlement of single piles and pile groups including laterally loaded piles.
3. Understand the basics of analysis and design principles of well foundation, drilled piers and caissons.
4. Understand basics of analysis and design principles of machine foundations.

Question paper pattern:

- The question paper will have ten full questions carrying equal marks.
- Each full question will be for 20 marks.
- There will be two full questions (with a maximum of four sub- questions) from each module.
- Each full question will have sub- question covering all the topics under a module.
- The students will have to answer five full questions, selecting one full question from each module.

Textbooks:

1. Punmia B.C., "Soil Mechanics and Foundation Engineering,Laxmi Publications Co., India.
2. Donald P. Coduto, "Geotechnical Engineering Principles & Practices", Prentice-hall of India Ltd, India.
3. Murthy V.N.S., "Geotechnical Engineering: Principles and Practices of Soil Mechanics and Foundation Engineering", CRC Press, New York.

Reference Books:

1. Bowles J.E., “Foundation Analysis and Design”, McGraw Hill Pub. Co. New York.
2. Swami Saran, “Analysis and Design of Substructures”, Oxford & IBH Pub. Co. Pvt. Ltd., India.
3. R.B. Peck, W.E. Hanson & T.H. Thornburn, “Foundation Engineering”, Wiley Eastern Ltd., India.
4. Braja, M. Das, “Principles of Geotechnical Engineering”, Cengage Learning, India.
5. Bureau of Indian Standards: IS-1904, IS-6403, IS-8009, IS-2950, IS-2911 and all other relevant codes.

B. E. CIVIL ENGINEERING
Choice Based Credit System (CBCS) and Outcome Based Education (OBE)
SEMESTER - VIII

REHABILITATION AND RETROFITTING

Course Code	**18CV824**	CIE Marks	40
Teaching Hours/Week(L:T:P)	(3:0:0)	SEE Marks	60
Credits	03	Exam Hours	03

Course Learning Objectives: This course will enable students to;

1. Investigate the cause of deterioration of concrete structures.
2. Strategies different repair and rehabilitation of structures.
3. Evaluate the performance of the materials for repair.

Module -1

General: Introduction and Definition for Repair, Retrofitting, Strengthening and rehabilitation. Physical and Chemical Causes of deterioration of concrete structures, Evaluation of structural damages to the concrete structural elements due to earthquake.

Module -2

Damage Assessment: Purpose of assessment, Rapid assessment, Investigation of damage, Evaluation of surface and structural cracks, Damage assessment procedure, destructive, non-destructive and semi destructive testing systems.

Module -3

Influence on Serviceability and Durability: Effects due to climate, temperature, chemicals, wear and erosion, Design and construction errors, corrosion mechanism, Effects of cover thickness and cracking, methods of corrosion protection, corrosion inhibitors, corrosion resistant steels, coatings, and cathodic protection.

Module -4

Maintenance and Retrofitting Techniques: Definitions: Maintenance, Facts of Maintenance and importance of Maintenance Need for retrofitting, retrofitting of structural members i.e., column and beams by Jacketing technique, Externally bonding(ERB) technique, near surface mounted (NSM) technique, External post-tensioning, Section enlargement and guidelines for seismic rehabilitation of existing building.

Module -5

Materials for Repair and Retrofitting: Artificial fiber reinforced polymer like CFRP, GFRP, AFRP and natural fiber like Sisal and Jute. Adhesive like, Epoxy Resin, Special concretes and mortars, concrete chemicals, special elements for accelerated strength gain, Techniques for Repair: Rust eliminators and polymers coating for rebar during repair foamed concrete, mortar and dry pack, vacuum concrete, Gunite and Shot Crete Epoxy injection, Mortar repair for cracks, shoring and underpinning.

Course outcomes: After studying this course, students will be able to:

1. Identify the causes for structural (Concrete) deterioration.
2. Assess the type and extent of damage and carry out damage assessment of structures through various types of tests.
3. Recommend maintenance requirements of the buildings and preventive measures against influencing factors.
4. Select suitable material and suggest an appropriate method for repair and rehabilitation.

Question paper pattern:

- The question paper will have ten full questions carrying equal marks.
- Each full question will be for 20 marks.
- There will be two full questions (with a maximum of four sub- questions) from each module.
- Each full question will have sub- question covering all the topics under a module.
- The students will have to answer five full questions, selecting one full question from each module.

Textbooks:

1. Sidney, M. Johnson, "Deterioration, Maintenance and Repair of Structures"
2. Denison Campbell, Allen & Harold Roper, "Concrete Structures – Materials, Maintenance and Repair"- Longman Scientific and Technical.

Reference Books:

1. R.T.Allen and S.C. Edwards, “Repair of Concrete Structures”-Blakie and Sons
2. Raiker R.N., “Learning for failure from Deficiencies in Design, Construction and Service”- R&D Center (SDCPL).
3. CPWD Manual

B. E. CIVIL ENGINEERING
Choice Based Credit System (CBCS) and Outcome Based Education (OBE)
SEMESTER - VIII

PAVEMENT DESIGN

Course Code	**18CV825**	CIE Marks	40
Teaching Hours/Week(L:T:P)	(3:0:0)	SEE Marks	60
Credits	03	Exam Hours	03

Course Learning Objectives: This course will enable students to

1. Gain knowledge about the process of collecting data required for design, factors affecting pavement design, and maintenance of pavement.
2. Excel in the path of analysis of stress, strain and deflection in pavement.
3. Understand design concepts of flexible pavement by various methods (CBR, IRC 37-2001, Mcleods, Kansas) and also the same of rigid pavement by IRC 58-2002
4. Understand the various causes leading to failure of pavement and remedies for the same.
5. Develop skills to perform functional and structural evaluation of pavement by suitable methods.

Module -1

Introduction: Desirable characteristics of pavement, Types and components, Difference between Highway pavement and Air field pavement, Design strategies of variables, Functions of sub grade, sub base, Base course, surface course, comparison between Rigid and flexible pavement

Fundamentals of Design of Pavements: Stresses and deflections, Principle, Assumptions and Limitations of Boussinesq's theory, Burmister theory and problems on above.

Module -2

Design Factors: Design wheel load, contact pressure, Design life, Traffic factors, climatic factors, Road geometry, Subgrade strength and drainage, ESWL concept Determination of ESWL by equivalent deflection criteria, Stress criteria, EWL concept, and problems on above.

Flexible pavement Design: Assumptions, Mcleod Method, Kansas method, CBR method, IRC Method (old), CSA method using IRC-37-2001, problems on above.

Module -3

Flexible Pavement Failures, Maintenance and Evaluation: Types of failures, Causes, Remedial/Maintenance measures in flexible pavements, Functional Evaluation by Visual inspection and unevenness measurements, Structural evaluation by Benkleman beam deflection method, Falling weight deflecto meter, GPR method. Design factors for runway pavements, Design methods for

Airfield pavement and problems on above.

Module -4

Stresses in Rigid Pavement : Types of stress, Analysis of Stresses, Westergaard's Analysis, Modified Westergaard equations, Critical stresses, Wheel load stresses, Warping stress, Frictional stress, combined stresses (using chart / equations), problems on above.

Design of Rigid Pavement: Design of CC pavement by IRC: 58-2002 for dual and Tandem axle load, Reinforcement in slabs, Design of Dowel bars, Design of Tie bars, Design factors for Runway pavements, Design methods for airfield pavements, problems of the above.

Module -5

Rigid Pavement Failures, Maintenance and Evaluation: Types of failures, causes, remedial/maintenance measures in rigid pavements, Functional evaluation by Visual inspection and unevenness measurements, wheel load and its repetition, properties of sub grade, properties of concrete. External conditions, joints, Reinforcement, Requirements of joints, Types of joints, Expansion joint, contraction joint, warping joint, construction joint, longitudinal joint, Design of joints.

Course outcomes: After studying this course, students will be able to:

1. Systematically generate and compile required data's for design of pavement (Highway & Airfield).
2. Analyze stress, strain and deflection by boussinesq's, bur mister's and westergaard's theory.
3. Design rigid pavement and flexible pavement conforming to IRC58-2002 and IRC37-2001.
4. Evaluate the performance of the pavement and also develops maintenance statement based on site specific requirements.

Question paper pattern:

- The question paper will have ten full questions carrying equal marks.
- Each full question will be for 20 marks.

- There will be two full questions (with a maximum of four sub- questions) from each module.
- Each full question will have sub- question covering all the topics under a module.
- The students will have to answer five full questions, selecting one full question from each module.

Textbooks:

1. S K Khanna, C E G Justo, and A Veeraragavan, "Highway Engineering", Nem Chand & Brothers
2. L.R.Kadiyali and Dr.N.B.Lal, " Principles and Practices of Highway Engineering", Khanna publishers
3. Yang H. Huang , "Pavement Analysis and Design", University of Kentucky.

Reference Books:

1. Yoder & wit zorac, "Principles of pavement design", John Wiley & Sons.
2. SubhaRao, "Principles of Pavement Design".
3. R Srinivasa Kumar, "Pavement Design", University Press.
4. Relevant recent IRC codes

B. E. CIVIL ENGINEERING
Choice Based Credit System (CBCS) and Outcome Based Education (OBE)
SEMESTER - VIII

PROJECT WORK PHASE-2

Course Code	**18CVP83**	CIE Marks	40
Teaching Hours/Week(L:T:P)	-	SEE Marks	60
Credits	08	Exam Hours	03

Course objectives:

- To support independent learning.
- To develop interactive, communication, organization, time management, and presentation skills.
- To impart flexibility and adaptability.
- To inspire independent and team working.
- To expand intellectual capacity, credibility, judgment, intuition.
- To adhere to punctuality, setting and meeting deadlines.
- To instill responsibilities to oneself and others.
- To train students to present the topic of project work in a seminar without any fear, face audience confidently, enhance communication skill, involve in group discussion to present and exchange ideas.

Project Work Phase - II: Each student of the project batch shall involve in carrying out the project work jointly in constant consultation with internal guide, co-guide, and external guide and prepare the project report as per the norms avoiding plagiarism.

Course outcomes: At the end of the course the student will be able to:

- Describe the project and be able to defend it.
- Develop critical thinking and problem solving skills.
- Learn to use modern tools and techniques.
- Communicate effectively and to present ideas clearly and coherently both in written and oral forms.
- Develop skills to work in a team to achieve common goal.
- Develop skills of project management and finance.
- Develop skills of self learning, evaluate their learning and take appropriate actions to improve it.
- Prepare them for life-long learning to face the challenges and support the technological changes to meet the societal needs.

Evaluation Procedure:

- **As per University guidelines**
- **Internal Marks:** The Internal marks (100 marks) evaluation shall be based on Phase wise completion of the project work, Project report, Presentation and Demonstration of the actual/model/prototype of the project.
- **Semester End Examination:** SEE marks for the project (100 marks) shall be based on Project report, Presentation and Demonstration of the actual/model/prototype of the project, as per the University norms by the examiners appointed VTU.

B. E. CIVIL ENGINEERING
Choice Based Credit System (CBCS) and Outcome Based Education (OBE)
SEMESTER - VIII

TECHNICAL SEMINAR

Course Code	**18CVS84**	CIE Marks	100
Teaching Hours/Week(L:T:P)	--	SEE Marks	--
Credits	01	Exam Hours	03

Course Learning Objectives:

The objective of the seminar is to inculcate self-learning, face audience confidently, enhance communication skill, involve in group discussion and present and exchange ideas. Each student, under the guidance of a Faculty, is required to choose, preferably, a recent topic of his/her interest relevant to the course of specialization. Carryout literature survey; organize the Course topics in a systematic order.

- Conduct literature survey in the domain area to find appropriate topic.
- Prepare the synopsis report with own sentences in a standard format.
- Learn to use MS word, MS power point, MS equation and Drawing tools or any such facilities in the preparation of report and presentation.
- Present the seminar topic orally and/or through power point slides.
- Communicate effectively to answer the queries and involve in debate/discussion.
- The participants shall take part in discussion to foster friendly and stimulating environment in which the students are motivated to reach high standards and become self-confident.

Course Outcomes: At the end of the course the student will be able to:

- Develop knowledge in the field of Civil Engineering and other disciplines through independent learning and collaborative study.
- Identify and discuss the current, real-time issues and challenges in engineering & technology.
- Develop written and oral communication skills.
- Explore concepts in larger diverse social and academic contexts.
- Apply principles of ethics and respect in interaction with others.
- Develop the skills to enable life-long learning.

Evaluation Procedure:

- As per University guidelines.
- The Internal Assessment marks for the seminar shall be awarded based on the relevance of the seminar topic, quality of the report, presentation skills, participation in the question and answer, and attendance in the seminar classes/sessions.

B. E. CIVIL ENGINEERING
Choice Based Credit System (CBCS) and Outcome Based Education (OBE)
SEMESTER - VIII

INTERNSHIP /PROFESSIONAL PRACTICE

Course Code	**18CVI85**	CIE Marks	40
Teaching Hours/Week(L:T:P)	Industry Oriented	SEE Marks	60
Credits	03	Exam Hours	03

Course Learning Objectives: This course will enable students to get the field exposure and experience

Note: Internship /Professional Practice:

1. This shall be carried out by students in industry set-up related to the construction/ materials testing laboratories/research organizations/project management consulting firms/QS and QA organizations/ planning and design offices/Professional organizations like ACCE/ICI/INSTRUCT/RMCMA/QCI, PMI, CIDC etc. and other avenues related to the civil engineering domain in consultation and approval of internship guide/HOD /internship committees of the institutions.
2. The professional certification programs like ACCE(I)- SMP, ICI-BMTPC certifications, NSTRUCT-certifications, CIDC certifications, RMC-QCI's RMCPCS Certification Programs, RMCMA-NRMCA'S Concrete Technologist India(CTI) programs and such similar programs by professional bodies with adequate industry exposures at sites/RMC plants can be considered as Internship /Professional Practice with due approvals from the guide/HOD /internship committees of the institutions
3. The industry/organization should issue certificates of internship offer and its completion. The offer letter should clearly have the nature of work to be done by the student and the supervisor's name and duration of internship.
4. The student shall make a midterm and final presentation of the activities undertaken during the first 6 weeks and at the end of 12th week of internship respectively, to a panel comprising internship guide, a senior faculty from the department and head of the department. Each student should submit the internship report at the end of semester with internship certificate.
5. Viva-Voce examination shall be conducted by a panel of examiners consisting of internship supervisor from industry or industry professional approved by university and internship guide from the institute.
6. The College shall facilitate and monitor the student internship program.
7. The internship should be completed during vacation after VI and VII semesters.

VISVESVARAYA TECHNOLOGICAL UNIVERSITY, BELAGAVI

3rd to 8th Semester BE – Computer Science and Engineering

Scheme of Teaching and Examinations

Outcome Based Education (OBE) and Choice Based Credit System (CBCS)
(Effective from the academic year 2018 – 19)

VISVESVARAYA TECHNOLOGICAL UNIVERSITY, BELAGAVI
Scheme of Teaching and Examination 2018 – 19
Choice Based Credit System (CBCS) AND Outcome Based Education (OBE)
(Effective from the academic year 2018 – 19)

III SEMESTER

Sl. No	Course and Course Code		Course Title	Teaching Department	Teaching Hours /Week			Examination				Credits
					Theory Lecture	Tutorial	Practical/ Drawing	Duration in hours	CIE Marks	SEE Marks	Total Marks	
					L	T	P					
1	BSC	18MAT31	Transform Calculus, Fourier Series And Numerical Techniques	Mathematics	2	2	--	03	40	60	100	3
2	PCC	18CS32	Data Structures and Applications	CS / IS	3	2	--	03	40	60	100	4
3	PCC	18CS33	Analog and Digital Electronics	CS / IS	3	0	--	03	40	60	100	3
4	PCC	18CS34	Computer Organization	CS / IS	3	0	--	03	40	60	100	3
5	PCC	18CS35	Software Engineering	CS / IS	3	0	--	03	40	60	100	3
6	PCC	18CS36	Discrete Mathematical Structures	CS / IS	3	0	--	03	40	60	100	3
7	PCC	18CSL37	Analog and Digital Electronics Laboratory	CS / IS	--	2	2	03	40	60	100	2
8	PCC	18CSL38	Data Structures Laboratory	CS / IS	--	2	2	03	40	60	100	2
9	HSMC	18KVK39	Vyavaharika Kannada (Kannada for communication)/	HSMC	--	2	--	--	100	--	100	1
		18KAK39	Aadalitha Kannada (Kannada for Administration)									
		OR	**OR**									
		18CPC39	Constitution of India, Professional Ethics and Cyber Law		1	--	--	02	40	60		
					Examination is by objective type questions							
				TOTAL	**17 OR 18**	**08 OR 10**	**04**	**24 OR 26**	**420 OR 360**	**480 OR 540**	**900**	**24**

Note: BSC: Basic Science, PCC: Professional Core, HSMC: Humanity and Social Science, NCMC: Non-credit mandatory course

18KVK39 Vyavaharika Kannada (Kannada for communication) is for non-Kannada speaking, reading and writing students and **18KAK39** Aadalitha Kannada (Kannada for Administration) is for students who speak, read and write Kannada.

Course prescribed to lateral entry Diploma holders admitted to III semester of Engineering programs

10	NCMC	18MATDIP31	Additional Mathematics - I	Mathematics	02	01	--	03	40	60	100	0

(a)The mandatory non – credit courses Additional Mathematics I and II prescribed for III and IV semesters respectively, to the lateral entry Diploma holders admitted to III semester of BE/B.Tech programs, shall attend the classes during the respective semesters to complete all the formalities of the course and appear for the University examination. In case, any student fails to register for the said course/ fails to secure the minimum 40 % of the prescribed CIE marks, he/she shall be deemed to have secured F grade. In such a case, the students have to fulfill the requirements during subsequent semester/s to appear for SEE.

(b) These Courses shall not be considered for vertical progression, but completion of the courses shall be mandatory for the award of degree

Courses prescribed to lateral entry B. Sc degree holders admitted to III semester of Engineering programs

Lateral entrant students from B.Sc. Stream, shall clear the non-credit courses Engineering Graphics and Elements of Civil Engineering and Mechanics of the First Year Engineering Programme. These Courses shall not be considered for vertical progression, but completion of the courses shall be mandatory for the award of degree.

AICTE Activity Points to be earned by students admitted to BE/B.Tech/B. Plan day college programme (For more details refer to Chapter 6,AICTE Activity Point Programme, Model Internship Guidelines): Over and above the academic grades, every Day College regular student admitted to the 4 years Degree programme and every student entering 4 years Degree programme through lateral entry, shall earn 100 and 75 Activity Points respectively for the award of degree through AICTE Activity Point Programme. Students transferred from other Universities to fifth semester are required to earn 50 Activity Points from the year of entry to VTU. The Activity Points earned shall be reflected on the student's eighth semester Grade Card. The activities can be can be spread over the years, anytime during the semester weekends and holidays, as per the liking and convenience of the student from the year of entry to the programme. However, minimum hours' requirement should be fulfilled. Activity Points (non-credit) have no effect on SGPA/CGPA and shall not be considered for vertical progression. In case students fail to earn the prescribed activity Points, Eighth semester Grade Card shall be issued only after earning the required activity Points. Students shall be admitted for the award of degree only after the release of the Eighth semester Grade Card.

VISVESVARAYA TECHNOLOGICAL UNIVERSITY, BELAGAVI
Scheme of Teaching and Examination 2018 – 19
Choice Based Credit System (CBCS) AND Outcome Based Education (OBE)
(Effective from the academic year 2018 – 19)

IV SEMESTER

Sl. No	Course and Course Code		Course Title	Teaching Department	Teaching Hours /Week			Examination				Credits
					Theory Lecture	Tutorial	Practical/ Drawing	Duration in hours	CIE Marks	SEE Marks	Total Marks	
					L	T	P					
1	BSC	18MAT41	Complex Analysis, Probability and Statistical Methods	Mathematics	2	2	--	03	40	60	100	3
2	PCC	18CS42	Design and Analysis of Algorithms	CS / IS	3	2	--	03	40	60	100	4
3	PCC	18CS43	Operating Systems	CS / IS	3	0	--	03	40	60	100	3
4	PCC	18SC44	Microcontroller and Embedded Systems	CS / IS	3	0	--	03	40	60	100	3
5	PCC	18CS45	Object Oriented Concepts	CS / IS	3	0	--	03	40	60	100	3
6	PCC	18CS46	Data Communication	CS / IS	3	0	--	03	40	60	100	3
7	PCC	18CSL47	Design and Analysis of Algorithm Laboratory	CS / IS	--	2	2	03	40	60	100	2
8	PCC	18CSL48	Microcontroller and Embedded Systems Laboratory	CS / IS	--	2	2	03	40	60	100	2
9	HSMC	18KVK49	Vyavaharika Kannada (Kannada for communication)/	HSMC	--	2	--	--	100	--	100	1
		18KAK49	Aadalitha Kannada (Kannada for Administration)									
		OR	**OR**									
		18CPC39	Constitution of India, Professional Ethics and Cyber Law		1	--	--	02	40	60		
					Examination is by objective type questions							
				TOTAL	**17 OR 18**	**08 OR 10**	**04**	**24 OR 26**	**420 OR 360**	**480 OR 540**	**900**	**24**

Note: BSC: Basic Science, PCC: Professional Core, HSMC: Humanity and Social Science, NCMC: Non-credit mandatory course

18KVK49 Vyavaharika Kannada (Kannada for communication) is for non-Kannada speaking, reading and writing students and **18KAK49** Aadalitha Kannada (Kannada for Administration) is for students who speak, read and write Kannada.

Course prescribed to lateral entry Diploma holders admitted to III semester of Engineering programs

10	NCMC	18MATDIP41	Additional Mathematics - II	Mathematics	02	01	--	03	40	60	100	0

(a)The mandatory non – credit courses Additional Mathematics I and II prescribed for III and IV semesters respectively, to the lateral entry Diploma holders admitted to III semester of BE/B.Tech programs, shall attend the classes during the respective semesters to complete all the formalities of the course and appear for the University examination. In case, any student fails to register for the said course/ fails to secure the minimum 40 % of the prescribed CIE marks, he/she shall be deemed to have secured F grade. In such a case, the students have to fulfill the requirements during subsequent semester/s to appear for SEE.

(b) These Courses shall not be considered for vertical progression, but completion of the courses shall be mandatory for the award of degree

Courses prescribed to lateral entry B. Sc degree holders admitted to III semester of Engineering programs

Lateral entrant students from B.Sc. Stream, shall clear the non-credit courses Engineering Graphics and Elements of Civil Engineering and Mechanics of the First Year Engineering Programme. These Courses shall not be considered for vertical progression, but completion of the courses shall be mandatory for the award of degree.

AICTE activity Points: In case students fail to earn the prescribed activity Points, Eighth semester Grade Card shall be issued only after earning the required activity Points. Students shall be admitted for the award of degree only after the release of the Eighth semester Grade Card.

VISVESVARAYA TECHNOLOGICAL UNIVERSITY, BELAGAVI
Scheme of Teaching and Examination 2018 – 19
Choice Based Credit System (CBCS) AND Outcome Based Education (OBE)
(Effective from the academic year 2018 – 19)

V SEMESTER

Sl. No	Course and Course code		Course Title	Teaching Department	Teaching Hours /Week			Examination				Credits
					Theory Lecture	Tutorial	Practical/ Drawing	Duration in hours	CIE Marks	SEE Marks	Total Marks	
					L	T	P					
1	HSMC	18CS51	Management, Entrepreneurship for IT idustry	HSMC	2	2	--	03	40	60	100	3
2	PCC	18CS52	Computer Networks and Security	CS / IS	3	2	--	03	40	60	100	4
3	PCC	18CS53	Database Management System	CS / IS	3	2	--	03	40	60	100	4
4	PCC	18CS54	Automata theory and Computability	CS / IS	3	--	--	03	40	60	100	3
5	PCC	18CS55	Application Development using Python	CS / IS	3	--	--	03	40	60	100	3
6	PCC	18CS56	Unix Programming	CS / IS	3	--	--	03	40	60	100	3
7	PCC	18CSL57	Computer Network Laboratory	CS / IS	--	2	2	03	40	60	100	2
8	PCC	18CSL58	DBMS Laboratory with mini project	CS / IS	--	2	2	03	40	60	100	2
9	HSMC	18CIV59	Environmental Studies	Civil/ Environmental [Paper setting: Civil Engineering Board]	1	--	--	02	40	60	100	1
				TOTAL	**18**	**10**	**04**	**26**	**360**	**540**	**900**	**25**

Note: PCC: Professional Core, HSMC: Humanity and Social Science.

AICTE activity Points: In case students fail to earn the prescribed activity Points, Eighth semester Grade Card shall be issued only after earning the required activity Points. Students shall be admitted for the award of degree only after the release of the Eighth semester Grade Card.

VISVESVARAYA TECHNOLOGICAL UNIVERSITY, BELAGAVI
Scheme of Teaching and Examination 2018 – 19
Choice Based Credit System (CBCS) AND Outcome Based Education (OBE)
(Effective from the academic year 2018 – 19)

VI SEMESTER

Sl. No	Course and Course code		Course Title	Teaching Department	Teaching Hours /Week			Examination				Credits
					Theory Lecture	Tutorial	Practical/ Drawing	Duration in hours	CIE Marks	SEE Marks	Total Marks	
					L	T	P					
1	PCC	18CS61	System Software and Compilers	CS / IS	3	2	--	03	40	60	100	4
2	PCC	18CS62	Computer Graphics and Visualization	CS / IS	3	2	--	03	40	60	100	4
3	PCC	18CS63	Web Technology and its applications	CS / IS	3	2	--	03	40	60	100	4
4	PEC	18CS64X	Professional Elective -1	CS / IS	3	--	--	03	40	60	100	3
5	OEC	18CS65X	Open Elective –A	CS / IS	3	--	--	03	40	60	100	3
6	PCC	18CSL66	System Software Laboratory	CS / IS	--	2	2	03	40	60	100	2
7	PCC	18CSL67	Computer Graphics Laboratory with mini project	CS / IS	--	2	2	03	40	60	100	2
8	MP	18CSMP68	Mobile Application Development	CS / IS	--	--	2	03	40	60	100	2
9	INT	--	Internship	(To be carried out during the intervening vacations of VI and VII semesters)				--	--	--	--	--
				TOTAL	**15**	**10**	**06**	**24**	**320**	**480**	**800**	**24**

Note: PCC: Professional core, PEC: Professional Elective, OE: Open Elective, MP: Mini-project, INT: Internship.

Professional Elective -1

Course code under18XX64X	Course Title
18CS641	Data Mining and Data Warehousing
18CS642	Object Oriented Modelling and Design
18CS643	Cloud Computing and its Applications
18CS644	Advanced JAVA and J2EE
18CS645	System Modelling and Simulation
Open Elective –A (Not for CSE / ISE Programs)	
18CS651	Mobile Application Development
18CS652	Introduction to Data Structures and Algorithms
18CS653	Programming in JAVA
18CS654	Introduction to Operating System

Students can select any one of the open electives offered by any Department (Please refer to the list of open electives under 18CS65X).
Selection of an open elective is not allowed provided,

- The candidate has studied the same course during the previous semesters of the programme.
- The syllabus content of open elective is similar to that of Departmental core courses or professional electives.
- A similar course, under any category, is prescribed in the higher semesters of the programme.

Registration to electives shall be documented under the guidance of Programme Coordinator/ Adviser/Mentor.

Mini-project work: Based on the ability/abilities of the student/s and recommendations of the mentor, a single discipline or a multidisciplinary Mini- project can be assigned to an individual student or to a group having not more than 4 students.
CIE procedure for Mini-project:
(i) Single discipline: The CIE marks shall be awarded by a committee consisting of the Head of the concerned Department and two senior faculty members of the Department, one of whom shall be the Guide. The CIE marks awarded for the Mini-project work, shall be based on the evaluation of project report, project presentation skill and question and answer session in the ratio 50:25:25.The marks awarded for the project report shall be the same for all the batch mates.
(ii) Interdisciplinary: Continuous Internal Evaluation shall be group wise at the college level with the participation of all the guides of the college. The CIE marks awarded for the Mini-project, shall be based on the evaluation of project report, project presentation skill and question and answer session in the ratio 50:25:25.The marks awarded for the project report shall be the same for all the batch mates.
SEE for Mini-project:
(i) Single discipline: Contribution to the Mini-project and the performance of each group member shall be assessed individually in the semester end examination (SEE) conducted at the department.
(ii) Interdisciplinary: Contribution to the Mini-project and the performance of each group member shall be assessed individually in semester end examination (SEE) conducted separately at the departments to which the student/s belongs to.
Internship: All the students admitted to III year of BE/B.Tech shall have to undergo mandatory internship of 4 weeks during the vacation of VI and VII semesters and /or VII and VIII semesters. A University examination shall be conducted during VIII semester and the prescribed credit shall be included in VIII semester. Internship shall be considered as a head of passing and shall be considered for the award of degree. Those, who do not takeup/complete the internship shall be declared fail and shall have to complete during subsequent University examination after satisfying the internship requirements

AICTE activity Points: In case students fail to earn the prescribed activity Points, Eighth semester Grade Card shall be issued only after earning the required activity Points. Students shall be admitted for the award of degree only after the release of the Eighth semester Grade Card.

VISVESVARAYA TECHNOLOGICAL UNIVERSITY, BELAGAVI
Scheme of Teaching and Examination 2018 – 19
Choice Based Credit System (CBCS) AND Outcome Based Education (OBE)
(Effective from the academic year 2018 – 19)

VII SEMESTER

Sl. No	Course and Course code		Course Title	Teaching Department	Teaching Hours /Week			Examination				Credits
					Theory Lecture	Tutorial	Practical/ Drawing	Duration in hours	CIE Marks	SEE Marks	Total Marks	
					L	T	P					
1	PCC	18CS71	Artificial Intelligence and Machine Learning	CS / IS	4	--	--	03	40	60	100	4
2	PCC	18CS72	Big Data Analytics	CS / IS	4	--	--	03	40	60	100	4
3	PEC	18CS73X	Professional Elective – 2	CS / IS	3	--	--	03	40	60	100	3
4	PEC	18CS74X	Professional Elective – 3	CS / IS	3	--	--	03	40	60	100	3
5	OEC	18CS75X	Open Elective –B	CS / IS	3	--	--	03	40	60	100	3
6	PCC	18CSL76	Artificial Intelligence and Machine Learning Laboratory	CS / IS	--	--	2	03	40	60	100	2
7	Project	18CSP77	Project Work Phase – 1	CS / IS	--	--	2	--	100	--	100	1
8	INT	--	Internship	(If not completed during the vacation of VI and VII semesters, it has to be carried out during the intervening vacations of VII and VIII semesters								
				TOTAL	**17**	**--**	**04**	**18**	**340**	**360**	**700**	**20**

Note: PCC: Professional core, PEC: Professional Elective, OEC: Open Elective, INT: Internship.

Professional Elective - 2

Course code under 18CS73X	Course Title
18CS731	Software Architecture and Design Patterns
18CS732	High Performance Computing
18CS733	Advanced Computer Architecture
18CS734	User Interface Design

Professional Electives – 3

Course code under 18CS74X	Course Title
18CS741	Digital Image Processing
18CS742	Network management
18CS743	Natural Language Processing
18CS744	Cryptography
18CS745	Robotic Process Automation Design & Development

Open Elective –B (Not for CSE / ISE Programs)

18CS751	Introduction to Big Data Analytics
18CS752	Python Application Programming
18CS753	Introduction to Artificial Intelligence
18CS754	Introduction to Dot Net framework for Application Development

Students can select any one of the open electives offered by any Department (Please refer to the list of open electives under 18CS75X).
Selection of an open elective is not allowed provided,

- The candidate has studied the same course during the previous semesters of the programme.
- The syllabus content of open elective is similar to that of Departmental core courses or professional electives.
- A similar course, under any category, is prescribed in the higher semesters of the programme.

Registration to electives shall be documented under the guidance of Programme Coordinator/ Adviser/Mentor.

Project work: Based on the ability/abilities of the student/s and recommendations of the mentor, a single discipline or a multidisciplinary project can be assigned to an individual student or to a group having not more than 4 students. In extraordinary cases, like the funded projects requiring students from different disciplines, the project student strength can be 5 or 6.

CIE procedure for Project Work Phase - 1:

(i) Single discipline: The CIE marks shall be awarded by a committee consisting of the Head of the concerned Department and two senior faculty members of the Department, one of whom shall be the Guide. The CIE marks awarded for the project work phase -1, shall be based on the evaluation of the project work phase -1 Report (covering Literature Survey, Problem identification, Objectives and Methodology), project presentation skill and question and answer session in the ratio 50:25:25.The marks awarded for the Project report shall be the same for all the batch mates.

(ii) Interdisciplinary: Continuous Internal Evaluation shall be group wise at the college level with the participation of all guides of the college. Participation of external guide/s, if any, is desirable. The CIE marks awarded for the project work phase -1, shall be based on the evaluation of project work phase -1 Report, project presentation skill and question and answer session in the ratio 50:25:25.The marks awarded for the project report shall be the same for all the batch mates.

Internship: All the students admitted to III year of BE/B.Tech shall have to undergo mandatory internship of 4 weeks during the vacation of VI and VII semesters and /or VII and VIII semesters. A University examination shall be conducted during VIII semester and the prescribed credit shall be included in VIII semester. Internship shall be considered as a head of passing and shall be considered for the award of degree. Those, who do not takeup/complete the internship shall be declared fail and shall have to complete during subsequent University examination after satisfying the internship requirements

AICTE activity Points: In case students fail to earn the prescribed activity Points, Eighth semester Grade Card shall be issued only after earning the required activity Points. Students shall be admitted for the award of degree only after the release of the Eighth semester Grade Card.

VISVESVARAYA TECHNOLOGICAL UNIVERSITY, BELAGAVI
Scheme of Teaching and Examination 2018 – 19
Choice Based Credit System (CBCS) AND Outcome Based Education (OBE)
(Effective from the academic year 2018 – 19)

VIII SEMESTER

Sl. No	Course and Course code		Course Title	Teaching Department	Teaching Hours /Week			Examination				Credits
					Theory Lecture	Tutorial	Practical/ Drawing	Duration in hours	CIE Marks	SEE Marks	Total Marks	
					L	T	P					
1	PCC	18CS81	Internet of Things	CS / IS	3	--	--	03	40	60	100	3
2	PEC	18CS82X	Professional Elective – 4	CS / IS	3	--	--	03	40	60	100	3
3	Project	18CSP83	Project Work Phase – 2	CS / IS	--	--	2	03	40	60	100	8
4	Seminar	18CSS84	Technical Seminar	CS / IS	--	--	2	03	100	--	100	1
5	INT	18CSI85	Internship	(Completed during the intervening vacations of VI and VII semesters and /or VII and VIII semesters.)				03	40	60	100	3
				TOTAL	**06**	**--**	**04**	**15**	**260**	**240**	**500**	**18**

Note: PCC: Professional Core, PEC: Professional Elective, OEC: Open Elective, INT: Internship.

Professional Electives – 4

Course code under 18CS82X	Course Title
18CS821	Mobile Computing
18CS822	Storage Area Networks
18CS823	NoSQL Database
18CS824	Multicore Architecture and Programming

Project Work CIE procedure for Project Work Phase - 2:
(i) Single discipline: The CIE marks shall be awarded by a committee consisting of the Head of the concerned Department and two senior faculty members of the Department, one of whom shall be the Guide. The CIE marks awarded for the project work phase -2, shall be based on the evaluation of project work phase -2 Report, project presentation skill and question and answer session in the ratio 50:25:25.The marks awarded for the project report shall be the same for all the batch mates.
(ii) Interdisciplinary: Continuous Internal Evaluation shall be group wise at the college level with the participation of all guides of the college. Participation of external guide/s, if any, is desirable. The CIE marks awarded for the project work phase -2, shall be based on the evaluation of project work phase -2 Report, project presentation skill and question and answer session in the ratio 50:25:25.The marks awarded for the project report shall be the same for all the batch mates.
SEE for Project Work Phase - 2:
(i) Single discipline: Contribution to the project and the performance of each group member shall be assessed individually in semester end examination (SEE) conducted at the department.
(ii) Interdisciplinary: Contribution to the project and the performance of each group member shall be assessed individually in semester end examination (SEE) conducted separately at the departments to which the student/s belong to.
Internship: Those, who have not pursued /completed the internship shall be declared as fail and have to complete during subsequent University examination after satisfying the internship requirements

AICTE activity Points: In case students fail to earn the prescribed activity Points, Eighth semester Grade Card shall be issued only after earning the required activity Points. Students shall be admitted for the award of degree only after the release of the Eighth semester Grade Card. Activity points of the students who have earned the prescribed AICTE activity Points shall be sent the University along with the CIE marks of 8th semester. In case of students who have not satisfied the AICTE activity Points at the end of eighth semester, the column under activity Points shall be marked NSAP (Not Satisfied Activity Points).

B. E. COMMON TO ALL PROGRAMMES
Choice Based Credit System (CBCS) and Outcome Based Education (OBE)
SEMESTER - III

TRANSFORM CALCULUS, FOURIER SERIES AND NUMERICAL TECHNIQUES

Course Code	**18MAT31**	CIE Marks	40
Teaching Hours/Week (L: T:P)	(2:2:0)	SEE Marks	60
Credits	03	Exam Hours	03

Course Learning Objectives:

- To have an insight into Fourier series, Fourier transforms, Laplace transforms, Difference equations and Z-transforms.
- To develop the proficiency in variational calculus and solving ODE's arising in engineering applications, using numerical methods.

Module-1

Laplace Transform: Definition and Laplace transforms of elementary functions (statements only). Laplace transforms of Periodic functions (statement only) and unit-step function – problems.
Inverse Laplace Transform: Definition and problems, Convolution theorem to find the inverse Laplace transforms (without Proof) and problems. Solution of linear differential equations using Laplace transforms.

Module-2

Fourier Series: Periodic functions, Dirichlet's condition. Fourier series of periodic functions period 2π and arbitrary period. Half range Fourier series. Practical harmonic analysis.

Module-3

Fourier Transforms: Infinite Fourier transforms, Fourier sine and cosine transforms. Inverse Fourier transforms. Problems.
Difference Equations and Z-Transforms: Difference equations, basic definition, z-transform-definition, Standard z-transforms, Damping and shifting rules, initial value and final value theorems (without proof) and problems, Inverse z-transform and applications to solve difference equations.

Module-4

Numerical Solutions of Ordinary Differential Equations(ODE's):
Numerical solution of ODE's of first order and first degree- Taylor's series method, Modified Euler's method. Runge -Kutta method of fourth order, Milne's and Adam-Bash forth predictor and corrector method (No derivations of formulae)-Problems.

Module-5

Numerical Solution of Second Order ODE's: Runge-Kutta method and Milne's predictor and corrector method. (No derivations of formulae).
Calculus of Variations: Variation of function and functional, variational problems, Euler's equation, Geodesics, hanging chain, problems.

Course outcomes: At the end of the course the student will be able to:

- CO1: Use Laplace transform and inverse Laplace transform in solving differential/ integral equation arising in network analysis, control systems and other fields of engineering.
- CO2: Demonstrate Fourier series to study the behaviour of periodic functions and their applications in system communications, digital signal processing and field theory.
- CO3: Make use of Fourier transform and Z-transform to illustrate discrete/continuous function arising in wave and heat propagation, signals and systems.
- CO4: Solve first and second order ordinary differential equations arising in engineering problems using single step and multistep numerical methods.
- CO5:Determine the externals of functionals using calculus of variations and solve problems arising in dynamics of rigid bodies and vibrational analysis.

Question paper pattern:

- The question paper will have ten full questions carrying equal marks.
- Each full question will be for 20 marks.
- There will be two full questions (with a maximum of four sub- questions) from each module.
- Each full question will have sub- question covering all the topics under a module.
- The students will have to answer five full questions, selecting one full question from each module.

Sl. No.	Title of the Book	Name of the Author/s	Name of the Publisher	Edition and Year
Textbooks				
1	Advanced Engineering Mathematics	E. Kreyszig	John Wiley & Sons	10th Edition, 2016
2	Higher Engineering Mathematics	B. S. Grewal	Khanna Publishers	44th Edition, 2017
3	Engineering Mathematics	Srimanta Pal et al	Oxford University Press	3rd Edition, 2016
Reference Books				
1	Advanced Engineering Mathematics	C. Ray Wylie, Louis C. Barrett	McGraw-Hill Book Co	6th Edition, 1995
2	Introductory Methods of Numerical Analysis	S.S.Sastry	Prentice Hall of India	4th Edition 2010
3	Higher Engineering Mathematics	B.V. Ramana	McGraw-Hill	11th Edition,2010
4	A Textbook of Engineering Mathematics	N.P.Bali and Manish Goyal	Laxmi Publications	6th Edition, 2014
5	Advanced Engineering Mathematics	Chandrika Prasad and Reena Garg	Khanna Publishing,	2018

Web links and Video Lectures:

1. http://nptel.ac.in/courses.php?disciplineID=111
2. http://www.class-central.com/subject/math(MOOCs)
3. http://academicearth.org/
4. VTU EDUSAT PROGRAMME - 20

DATA STRUCTURES AND APPLICATIONS (Effective from the academic year 2018 -2019) SEMESTER – III			
Course Code	**18CS32**	**CIE Marks**	40
Number of Contact Hours/Week	3:2:0	**SEE Marks**	60
Total Number of Contact Hours	50	**Exam Hours**	03
CREDITS –4			

Course Learning Objectives: This course (18CS32) will enable students to:

- Explain fundamentals of data structures and their applications essential for programming/problem solving.
- Illustrate linear representation of data structures: Stack, Queues, Lists, Trees and Graphs.
- Demonstrate sorting and searching algorithms.
- Find suitable data structure during application development/Problem Solving.

Module 1	**Contact Hours**
Introduction: Data Structures, Classifications (Primitive & Non Primitive), Data structure Operations, Review of Arrays, Structures, Self-Referential Structures, and Unions. Pointers and Dynamic Memory Allocation Functions. Representation of Linear Arrays in Memory, Dynamically allocated arrays. **Array Operations**: Traversing, inserting, deleting, searching, and sorting. Multidimensional Arrays, Polynomials and Sparse Matrices. **Strings:** Basic Terminology, Storing, Operations and Pattern Matching algorithms. Programming Examples. **Textbook 1: Chapter 1: 1.2, Chapter 2: 2.2 - 2.7 Text Textbook 2: Chapter 1: 1.1 - 1.4, Chapter 3: 3.1 - 3.3, 3.5, 3.7, Ch apter 4: 4.1 - 4.9, 4.14 Reference 3: Chapter 1: 1.4** **RBT: L1, L2, L3**	10
Module 2	
Stacks: Definition, Stack Operations, Array Representation of Stacks, Stacks using Dynamic Arrays, Stack Applications: Polish notation, Infix to postfix conversion, evaluation of postfix expression. **Recursion** - Factorial, GCD, Fibonacci Sequence, Tower of Hanoi, Ackerman's function. **Queues:** Definition, Array Representation, Queue Operations, Circular Queues, Circular queues using Dynamic arrays, Dequeues, Priority Queues, A Mazing Problem. Multiple Stacks and Queues. Programming Examples. **Textbook 1: Chapter 3: 3.1 -3.7 Textbook 2: Chapter 6: 6.1 -6.3, 6.5, 6.7-6.10, 6.12, 6.13** **RBT: L1, L2, L3**	10
Module 3	
Linked Lists: Definition, Representation of linked lists in Memory, Memory allocation; Garbage Collection. Linked list operations: Traversing, Searching, Insertion, and Deletion. Doubly Linked lists, Circular linked lists, and header linked lists. Linked Stacks and Queues. Applications of Linked lists – Polynomials, Sparse matrix representation. Programming Examples **Textbook 1: Ch apter 4: 4.1 – 4.6, 4.8, Textbook 2: Ch apter 5: 5.1 – 5.10,** **RBT: L1, L2, L3**	10
Module 4	
Trees: Terminology, Binary Trees, Properties of Binary trees, Array and linked Representation of Binary Trees, Binary Tree Traversals - Inorder, postorder, preorder; Additional Binary tree operations. Threaded binary trees, Binary Search Trees – Definition, Insertion, Deletion, Traversal, Searching, Application of Trees-Evaluation of Expression, Programming Examples	10

Textbook 1: Chapter 5: 5.1 –5.5, 5.7; Textbook 2: Chapter 7: 7.1 – 7.9 **RBT: L1, L2, L3**	
Module 5	
Graphs: Definitions, Terminologies, Matrix and Adjacency List Representation Of Graphs, Elementary Graph operations, Traversal methods: Breadth First Search and Depth First Search. **Sorting and Searching**: Insertion Sort, Radix sort, Address Calculation Sort. **Hashing:** Hash Table organizations, Hashing Functions, Static and Dynamic Hashing. **Files and Their Organization:** Data Hierarchy, File Attributes, Text Files and Binary Files, Basic File Operations, File Organizations and Indexing **Textbook 1: Chapter 6 : 6.1 –6.2, Chapter 7:7.2, Chapter 8 : 8.1-8.3** **Textbook 2: Chapter 8 : 8.1 – 8.7, Chapter 9 : 9.1-9.3, 9.7, 9.9** **Reference 2: Chapter 16 : 16.1 - 16.7** **RBT: L1, L2, L3**	10

Course Outcomes: The student will be able to :

- Use different types of data structures, operations and algorithms
- Apply searching and sorting operations on files
- Use stack, Queue, Lists, Trees and Graphs in problem solving
- Implement all data structures in a high-level language for problem solving.

Question Paper Pattern:

- The question paper will have ten questions.
- Each full Question consisting of 20 marks
- There will be 2 full questions (with a maximum of four sub questions) from each module.
- Each full question will have sub questions covering all the topics under a module.
- The students will have to answer 5 full questions, selecting one full question from each module.

Textbooks:

1. Ellis Horowitz and Sartaj Sahni, Fundamentals of Data Structures in C, 2nd Ed, Universities Press, 2014.
2. Seymour Lipschutz, Data Structures Schaum's Outlines, Revised 1st Ed, McGraw Hill, 2014.

Reference Books:

1. Gilberg & Forouzan, Data Structures: A Pseudo-code approach with C, 2nd Ed, Cengage Learning,2014.
2. Reema Thareja, Data Structures using C, 3rd Ed, Oxford press, 2012.
3. Jean-Paul Tremblay & Paul G. Sorenson, An Introduction to Data Structures with Applications, 2nd Ed, McGraw Hill, 2013
4. A M Tenenbaum, Data Structures using C, PHI, 1989
5. Robert Kruse, Data Structures and Program Design in C, 2nd Ed, PHI, 1996.

ANALOG AND DIGITAL ELECTRONICS (Effective from the academic year 2018 -2019) SEMESTER – III			
Course Code	**18CS33**	**CIE Marks**	40
Number of Contact Hours/Week	3:0:0	**SEE Marks**	60
Total Number of Contact Hours	40	**Exam Hours**	03
CREDITS –3			

Course Learning Objectives: This course (18CS33) will enable students to:

- Explain the use of photoelectronics devices, 555 timer IC, Regulator ICs and uA741 opamap IC
- Make use of simplifying techniques in the design of combinational circuits.
- Illustrate combinational and sequential digital circuits
- Demonstrate the use of flipflops and apply for registers
- Design and test counters, Analog-to-Digital and Digital-to-Analog conversion techqniues.

Module 1	**Contact Hours**
Photodiodes, Light Emitting Diodes and Optocouplers ,BJT Biasing :Fixed bias ,Collector to base Bias , voltage divider bias, Operational Amplifier Application Circuits: Multivibrators using IC-555, Peak Detector, Schmitt trigger, Active Filters, Non-Linear Amplifier, Relaxation Oscillator, Current-to-Voltage and Voltage-to-Current Converter , Regulated Power Supply Parameters, adjustable voltage regulator ,D to A and A to D converter. **Text Book 1 :Part A:Chapter 2(Section 2.9,2.10,2.11), Chapter 4(Section 4.2 ,4.3,4.4),Chapter 7 (section (7.2,7.3.1,7.4,7.6 to 7.11), Chapter 8 (section (8.1,8.5), Chapter 9** **RBT: L1, L2**	08
Module 2	
Karnaugh maps: minimum forms of switching functions, two and three variable Karnaugh maps, four variable karnaugh maps, determination of minimum expressions using essential prime implicants, Quine-McClusky Method: determination of prime implicants, The prime implicant chart, petricks method, simplification of incompletely specified functions, simplification using map-entered variables **Text book 1:Part B: Chapter 5 (Sections 5.1 to 5.4) Chapter 6(Sections 6.1 to 6.5)** **RBT: L1, L2**	08
Module 3	
Combinational circuit design and simulation using gates: Review of Combinational circuit design, design of circuits with limited Gate Fan-in ,Gate delays and Timing diagrams, Hazards in combinational Logic, simulation and testing of logic circuits Multiplexers, Decoders and Programmable Logic Devices: Multiplexers, three state buffers, decoders and encoders, Programmable Logic devices, Programmable Logic Arrays, Programmable Array Logic. **Text book 1:Part B: Chapter 8,Chapter 9 (Sections 9.1 to 9.6)** **RBT: L1, L2**	08
Module 4	
Introduction to VHDL: VHDL description of combinational circuits, VHDL Models for	08

multiplexers, VHDL Modules. Latches and Flip-Flops: Set Reset Latch, Gated Latches, Edge-Triggered D Flip Flop 3,SR Flip Flop, J K Flip Flop, T Flip Flop, Flip Flop with additional inputs, Asynchronous Sequential Circuits **Text book 1:Part B: Chapter 10(Sections 10.1 to 10.3),Chapter 11 (Sections 11.1 to 11.9)** **RBT: L1, L2**	
Module 5	
Registers and Counters: Registers and Register Transfers, Parallel Adder with accumulator, shift registers, design of Binary counters, counters for other sequences, counter design using SR and J K Flip Flops, sequential parity checker, state tables and graphs **Text book 1:Part B: Chapter 12(Sections 12.1 to 12.5),Chapter 13(Sections 13.1,13.3** **RBT: L1, L2**	08

Course Outcomes: The student will be able to :

- Design and analyze application of analog circuits using photo devices, timer IC, power supply and regulator IC and op-amp.
- Explain the basic principles of A/D and D/A conversion circuits and develop the same.
- Simplify digital circuits using Karnaugh Map , and Quine-McClusky Methods
- Explain Gates and flip flops and make us in designing different data processing circuits, registers and counters and compare the types.
- Develop simple HDL programs

Question Paper Pattern:

- The question paper will have ten questions.
- Each full Question consisting of 20 marks
- There will be 2 full questions (with a maximum of four sub questions) from each module.
- Each full question will have sub questions covering all the topics under a module.
- The students will have to answer 5 full questions, selecting one full question from each module.

Textbooks:

1. Charles H Roth and Larry L Kinney, Analog and Digital Electronics, Cengage Learning,2019

Reference Books:

1. Anil K Maini, Varsha Agarwal, Electronic Devices and Circuits, Wiley, 2012.
2. Donald P Leach, Albert Paul Malvino & Goutam Saha, Digital Principles and Applications, 8th Edition, Tata McGraw Hill, 2015.
3. M. Morris Mani, Digital Design, 4th Edition, Pearson Prentice Hall, 2008.
4. David A. Bell, Electronic Devices and Circuits, 5th Edition, Oxford University Press, 2008

COMPUTER ORGANIZATION
(Effective from the academic year 2018 -2019)
SEMESTER – III

Course Code	**18CS34**	**CIE Marks**	40
Number of Contact Hours/Week	3:0:0	**SEE Marks**	60
Total Number of Contact Hours	40	**Exam Hours**	03

CREDITS –3

Course Learning Objectives: This course (18CS34) will enable students to:

- Explain the basic sub systems of a computer, their organization, structure and operation.
- Illustrate the concept of programs as sequences of machine instructions.
- Demonstrate different ways of communicating with I/O devices and standard I/O interfaces.
- Describe memory hierarchy and concept of virtual memory.
- Describe arithmetic and logical operations with integer and floating-point operands.
- Illustrate organization of a simple processor, pipelined processor and other computing systems.

Module 1	**Contact Hours**
Basic Structure of Computers: Basic Operational Concepts, Bus Structures, Performance – Processor Clock, Basic Performance Equation, Clock Rate, Performance Measurement. **Machine Instructions and Programs:** Memory Location and Addresses, Memory Operations, Instructions and Instruction Sequencing, Addressing Modes, Assembly Language, Basic Input and Output Operations, Stacks and Queues, Subroutines, Additional Instructions, Encoding of Machine Instructions **Text book 1: Chapter1 – 1.3, 1.4, 1.6 (1.6.1-1.6.4, 1.6.7), Chapter2 – 2.2 to 2.10** **RBT: L1, L2, L3**	08
Module 2	
Input/Output Organization: Accessing I/O Devices, Interrupts – Interrupt Hardware, Direct Memory Access, Buses, Interface Circuits, Standard I/O Interfaces – PCI Bus, SCSI Bus, USB. **Text book 1: Chapter4 – 4.1, 4.2, 4.4, 4.5, 4.6, 4.7** **RBT: L1, L2, L3**	08
Module 3	
Memory System: Basic Concepts, Semiconductor RAM Memories, Read Only Memories, Speed, Size, and Cost, Cache Memories – Mapping Functions, Replacement Algorithms, Performance Considerations. **Text book 1: Chapter5 – 5.1 to 5.4, 5.5 (5.5.1, 5.5.2), 5.6** **RBT: L1, L2, L3**	08
Module 4	
Arithmetic: Numbers, Arithmetic Operations and Characters, Addition and Subtraction of Signed Numbers, Design of Fast Adders, Multiplication of Positive Numbers, Signed Operand Multiplication, Fast Multiplication, Integer Division. **Text book 1: Chapter2-2.1, Chapter6 – 6.1 to 6.6** **RBT: L1, L2, L3**	08
Module 5	
Basic Processing Unit: Some Fundamental Concepts, Execution of a Complete Instruction, Multiple Bus Organization, Hard-wired Control, Micro programmed Control. **Pipelining:** Basic concepts of pipelining**,** **Text book 1: Chapter7, Chapter8 – 8.1** **RBT: L1, L2, L3**	08

Course Outcomes: The student will be able to :

- Explain the basic organization of a computer system.

- Demonstrate functioning of different sub systems, such as processor, Input/output,and memory.
- Illustrate hardwired control and micro programmed control, pipelining, embedded and other computing systems.
- Design and analyse simple arithmetic and logical units.

Question Paper Pattern:

- The question paper will have ten questions.
- Each full Question consisting of 20 marks
- There will be 2 full questions (with a maximum of four sub questions) from each module.
- Each full question will have sub questions covering all the topics under a module.
- The students will have to answer 5 full questions, selecting one full question from each module.

Textbooks:

1. Carl Hamacher, Zvonko Vranesic, Safwat Zaky, Computer Organization, 5th Edition, Tata McGraw Hill, 2002. (Listed topics only from Chapters 1, 2, 4, 5, 6, 7, 8, 9 and12)

Reference Books:

1. William Stallings: Computer Organization & Architecture, 9th Edition, Pearson, 2015.

SOFTWARE ENGINEERING
(Effective from the academic year 2018 -2019)
SEMESTER – III

Course Code	**18CS35**	**CIE Marks**	40
Number of Contact Hours/Week	3:0:0	**SEE Marks**	60
Total Number of Contact Hours	40	**Exam Hours**	03

CREDITS –3

Course Learning Objectives: This course (18CS35) will enable students to:

- Outline software engineering principles and activities involved in building large software programs.Identify ethical and professional issues and explain why they are of concern to software engineers.
- Explain the fundamentals of object oriented concepts
- Describe the process of requirements gathering, requirements classification, requirements specification and requirements validation. Differentiate system models, use UML diagrams and apply design patterns.
- Discuss the distinctions between validation testing and defect testing.
- Recognize the importance of software maintenance and describe the intricacies involved in software evolution.Apply estimation techniques, schedule project activities and compute pricing.
- Identify software quality parameters and quantify software using measurements and metrics. List software quality standards and outline the practices involved.

Module 1	**Contact Hours**
Introduction: Software Crisis, Need for Software Engineering. Professional Software Development, Software Engineering Ethics. Case Studies. **Software Processes**: Models: Waterfall Model **(Sec 2.1.1)**, Incremental Model **(Sec 2.1.2)** and Spiral Model **(Sec 2.1.3)**. Process activities. **Requirements Engineering**: Requirements Engineering Processes **(Chap 4)**. Requirements Elicitation and Analysis **(Sec 4.5).** Functional and non-functional requirements **(Sec 4.1)**. The software Requirements Document **(Sec 4.2)**. Requirements Specification **(Sec 4.3)**. Requirements validation **(Sec 4.6)**. Requirements Management **(Sec 4.7)**. **RBT: L1, L2, L3**	08
Module 2	
What is Object orientation? What is OO development? OO Themes; Evidence for usefulness of OO development; OO modelling history. Modelling as Design technique: Modelling; abstraction; The Three models. **Introduction, Modelling Concepts and Class Modelling:** What is Object orientation? What is OO development? OO Themes; Evidence for usefulness of OO development; OO modelling history. Modelling as Design technique: Modelling; abstraction; The Three models. Class Modelling: Object and Class Concept; Link and associations concepts; Generalization and Inheritance; A sample class model; Navigation of class models; **Textbook 2: Ch 1,2,3.** **RBT: L1, L2 L3**	08
Module 3	
System Models: Context models **(Sec 5.1)**. Interaction models **(Sec 5.2)**. Structural models **(Sec 5.3)**. Behavioral models **(Sec 5.4)**. Model-driven engineering **(Sec 5.5)**. **Design and Implementation**: Introduction to RUP **(Sec 2.4)**, Design Principles **(Chap 7)**. Object-oriented design using the UML **(Sec 7.1)**. Design patterns **(Sec 7.2)**. Implementation issues **(Sec 7.3)**. Open source development **(Sec 7.4)**. **RBT: L1, L2, L3**	08

Module 4	
Software Testing: Development testing **(Sec 8.1)**, Test-driven development **(Sec 8.2)**, Release testing **(Sec 8.3)**, User testing **(Sec 8.4)**. Test Automation **(Page no 212)**. **Software Evolution**: Evolution processes **(Sec 9.1)**. Program evolution dynamics **(Sec 9.2)**. Software maintenance **(Sec 9.3)**. Legacy system management **(Sec 9.4)**. **RBT: L1, L2, L3**	08
Module 5	
Project Planning: Software pricing **(Sec 23.1)**. Plan-driven development **(Sec 23.2)**. Project scheduling **(Sec 23.3)**: Estimation techniques **(Sec 23.5)**. **Quality management**: Software quality **(Sec 24.1)**. Reviews and inspections **(Sec 24.3)**. Software measurement and metrics **(Sec 24.4)**. Software standards **(Sec 24.2)** **RBT: L1, L2, L3**	08

Course Outcomes: The student will be able to :

- Design a software system, component, or process to meet desired needs within realistic constraints.
- Assess professional and ethical responsibility
- Function on multi-disciplinary teams
- Use the techniques, skills, and modern engineering tools necessary for engineering practice
- Analyze, design, implement, verify, validate, implement, apply, and maintain software systems or parts of software systems

Question Paper Pattern:

- The question paper will have ten questions.
- Each full Question consisting of 20 marks
- There will be 2 full questions (with a maximum of four sub questions) from each module.
- Each full question will have sub questions covering all the topics under a module.
- The students will have to answer 5 full questions, selecting one full question from each module.

Textbooks:

1. Ian Sommerville: Software Engineering, 9th Edition, Pearson Education, 2012. (Listed topics only from Chapters 1,2,3,4, 5, 7, 8, 9, 23, and 24)
2. Michael Blaha, James Rumbaugh: Object Oriented Modelling and Design with UML,2nd Edition, Pearson Education,2005.

Reference Books:

1. Roger S. Pressman: Software Engineering-A Practitioners approach, 7th Edition, Tata McGraw Hill.
2. Pankaj Jalote: An Integrated Approach to Software Engineering, Wiley India

DISCRETE MATHEMATICAL STRUCTURES (Effective from the academic year 2018 -2019) SEMESTER – III			
Course Code	18CS36	**CIE Marks**	40
Number of Contact Hours/Week	3:0:0	**SEE Marks**	60
Total Number of Contact Hours	40	**Exam Hours**	03
CREDITS –3			

Course Learning Objectives: This course (18CS36) will enable students to:

- Provide theoretical foundations of computer science to perceive other courses in the programme.
- Illustrate applications of discrete structures: logic, relations, functions, set theory and counting.
- Describe different mathematical proof techniques,
- Illustrate the importance of graph theory in computer science

Module 1	**Contact Hours**
Fundamentals of Logic: Basic Connectives and Truth Tables, Logic Equivalence – The Laws of Logic, Logical Implication – Rules of Inference. Fundamentals of Logic contd.: The Use of Quantifiers, Quantifiers, Definitions and the Proofs of Theorems. **Text book 1: Chapter2** **RBT: L1, L2, L3**	08
Module 2	
Properties of the Integers: The Well Ordering Principle – Mathematical Induction, **Fundamental Principles of Counting:** The Rules of Sum and Product, Permutations, Combinations – The Binomial Theorem, Combinations with Repetition. **Text book 1: Chapter4 – 4.1, Chapter1** **RBT: L1, L2, L3**	08
Module 3	
Relations and Functions: Cartesian Products and Relations, Functions – Plain and One-to-One, Onto Functions. The Pigeon-hole Principle, Function Composition and Inverse Functions. **Relations:** Properties of Relations, Computer Recognition – Zero-One Matrices and Directed Graphs, Partial Orders – Hasse Diagrams, Equivalence Relations and Partitions. **Text book 1: Chapter5 , Chapter7 – 7.1 to 7.4** **RBT: L1, L2, L3**	08
Module 4	
The Principle of Inclusion and Exclusion: The Principle of Inclusion and Exclusion, Generalizations of the Principle, Derangements – Nothing is in its Right Place, Rook Polynomials. **Recurrence Relations:** First Order Linear Recurrence Relation, The Second Order Linear Homogeneous Recurrence Relation with Constant Coefficients. **Text book 1: Chapter8 – 8.1 to 8.4, Chapter10 – 10.1, 10.2** **RBT: L1, L2, L3**	08
Module 5	
Introduction to Graph Theory: Definitions and Examples, Sub graphs, Complements, and Graph Isomorphism, **Trees**: Definitions, Properties, and Examples, Routed Trees, Trees and Sorting, Weighted Trees and Prefix Codes **Text book 1: Chapter11 – 11.1 to 11.2 Chapter12 – 12.1 to 12.4** **RBT: L1, L2, L3**	08

Course Outcomes: The student will be able to :

- Use propositional and predicate logic in knowledge representation and truth verification.

- Demonstrate the application of discrete structures in different fields of computer science.
- Solve problems using recurrence relations and generating functions.
- Application of different mathematical proofs techniques in proving theorems in the courses.
- Compare graphs, trees and their applications.

Question Paper Pattern:

- The question paper will have ten questions.
- Each full Question consisting of 20 marks
- There will be 2 full questions (with a maximum of four sub questions) from each module.
- Each full question will have sub questions covering all the topics under a module.
- The students will have to answer 5 full questions, selecting one full question from each module.

Textbooks:

1. Ralph P. Grimaldi: Discrete and Combinatorial Mathematics, 5th Edition, Pearson Education. 2004.

Reference Books:

1. Basavaraj S Anami and Venakanna S Madalli: Discrete Mathematics – A Concept based approach, Universities Press, 2016
2. Kenneth H. Rosen: Discrete Mathematics and its Applications, 6th Edition, McGraw Hill, 2007.
3. Jayant Ganguly: A Treatise on Discrete Mathematical Structures, Sanguine-Pearson, 2010.
4. D.S. Malik and M.K. Sen: Discrete Mathematical Structures: Theory and Applications, Thomson, 2004.
5. Thomas Koshy: Discrete Mathematics with Applications, Elsevier, 2005, Reprint 2008.

ANALOG AND DIGITAL ELECTRONICS LABORATORY
(Effective from the academic year 2018 -2019)
SEMESTER – III

Course Code	**18CSL37**	**CIE Marks**	40
Number of Contact Hours/Week	0:2:2	**SEE Marks**	60
Total Number of Lab Contact Hours	36	**Exam Hours**	03

Credits – 2

Course Learning Objectives: This course (18CSL37) will enable students to:

This laboratory course enable students to get practical experience in design, assembly and evaluation/testing of

- Analog components and circuits including Operational Amplifier, Timer, etc.
- Combinational logic circuits.
- Flip - Flops and their operations
- Counters and registers using flip-flops.
- Synchronous and Asynchronous sequential circuits.
- A/D and D/A converters

Descriptions (if any):

- Simulation packages preferred: Multisim, Modelsim, PSpice or any other relevant.
- For Part A (Analog Electronic Circuits) students must trace the wave form on Tracing sheet / Graph sheet and label trace.
- Continuous evaluation by the faculty must be carried by including performance of a student in both hardware implementation and simulation (if any) for the given circuit.
- A batch not exceeding 4 must be formed for conducting the experiment. For simulation individual student must execute the program.

Laboratory Programs:

	PART A (Analog Electronic Circuits)
1.	Design an astable multivibrator ciruit for three cases of duty cycle (50%, <50% and >50%) using NE 555 timer IC. Simulate the same for any one duty cycle.
2.	Using ua 741 Opamp, design a 1 kHz Relaxation Oscillator with 50% duty cycle. And simulate the same.
3.	Using ua 741 opamap, design a window comparate for any given UTP and LTP. And simulate the same.
	PART B (Digital Electronic Circuits)
4.	Design and implement Half adder, Full Adder, Half Subtractor, Full Subtractor using basic gates. And implement the same in HDL.
5.	Given a 4-variable logic expression, simplify it using appropriate technique and realize the simplified logic expression using 8:1 multiplexer IC. And implement the same in HDL.
6.	Realize a J-K Master / Slave Flip-Flop using NAND gates and verify its truth table. And implement the same in HDL.
7.	Design and implement code converter I)Binary to Gray (II) Gray to Binary Code using basic gates.
8.	Design and implement a mod-n (n<8) synchronous up counter using J-K Flip-Flop ICs and demonstrate its working.
9.	Design and implement an asynchronous counter using decade counter IC to count up from 0 to n (n<=9) and demonstrate on 7-segment display (using IC-7447)

Laboratory Outcomes: The student should be able to:

- Use appropriate design equations / methods to design the given circuit.
- Examine and verify the design of both analog and digital circuits using simulators.
- Make us of electronic components, ICs, instruments and tools for design and testing of circuits

for the given the appropriate inputs.

- Compile a laboratory journal which includes; aim, tool/instruments/software/components used, design equations used and designs, schematics, program listing, procedure followed, relevant theory, results as graphs and tables, interpreting and concluding the findings.

Conduct of Practical Examination:

- Experiment distribution
    - For laboratories having only one part: Students are allowed to pick one experiment from the lot with equal opportunity.
    - For laboratories having PART A and PART B: Students are allowed to pick one experiment from PART A and one experiment from PART B, with equal opportunity.
- Change of experiment is allowed only once and marks allotted for procedure to be made zero of the changed part only.
- Marks Distribution *(Courseed to change in accoradance with university regulations)*
    a) For laboratories having only one part – Procedure + Execution + Viva-Voce: 15+70+15 = 100 Marks
    b) For laboratories having PART A and PART B
        i. Part A – Procedure + Execution + Viva = 6 + 28 + 6 = 40 Marks
        ii. Part B – Procedure + Execution + Viva = 9 + 42 + 9 = 60 Marks

DATA STRUCTURES LABORATORY
(Effective from the academic year 2018 -2019)
SEMESTER – III

Course Code	**18CSL38**	**CIE Marks**	40
Number of Contact Hours/Week	0:2:2	**SEE Marks**	60
Total Number of Lab Contact Hours	36	**Exam Hours**	03

Credits – 2

Course Learning Objectives: This course (18CSL38) will enable students to:

This laboratory course enable students to get practical experience in design, develop, implement, analyze and evaluation/testing of

- Asymptotic performance of algorithms.
- Linear data structures and their applications such as stacks, queues and lists
- Non-Linear data structures and their applications such as trees and graphs
- Sorting and searching algorithms

Descriptions (if any):

- Implement all the programs in 'C / C++' Programming Language and Linux / Windows as OS.

Programs List:

1.	Design, Develop and Implement a menu driven Program in C for the following array operations. a. Creating an array of N Integer Elements b. Display of array Elements with Suitable Headings c. Inserting an Element (ELEM) at a given valid Position (POS) d. Deleting an Element at a given valid Position (POS) e. Exit. Support the program with functions for each of the above operations.
2.	Design, Develop and Implement a Program in C for the following operations on Strings. a. Read a main String (STR), a Pattern String (PAT) and a Replace String (REP) b. Perform Pattern Matching Operation: Find and Replace all occurrences of PAT in STR with REP if PAT exists in STR. Report suitable messages in case PAT does not exist in STR Support the program with functions for each of the above operations. Don't use Built-in functions.
3.	Design, Develop and Implement a menu driven Program in C for the following operations on STACK of Integers (Array Implementation of Stack with maximum size MAX) a. Push an Element on to Stack b. Pop an Element from Stack c. Demonstrate how Stack can be used to check Palindrome d. Demonstrate Overflow and Underflow situations on Stack e. Display the status of Stack f. Exit Support the program with appropriate functions for each of the above operations
4.	Design, Develop and Implement a Program in C for converting an Infix Expression to Postfix Expression. Program should support for both parenthesized and free parenthesized expressions with the operators: +, -, *, /, % (Remainder), ^ (Power) and alphanumeric operands.
5.	Design, Develop and Implement a Program in C for the following Stack Applications a. Evaluation of Suffix expression with single digit operands and operators: +, -, *, /, %, ^ b. Solving Tower of Hanoi problem with n disks

6.	Design, Develop and Implement a menu driven Program in C for the following operations on Circular QUEUE of Characters (Array Implementation of Queue with maximum size MAX) a. Insert an Element on to Circular QUEUE b. Delete an Element from Circular QUEUE c. Demonstrate Overflow and Underflow situations on Circular QUEUE d. Display the status of Circular QUEUE e. Exit Support the program with appropriate functions for each of the above operations
7.	Design, Develop and Implement a menu driven Program in C for the following operations on Singly Linked List (SLL) of Student Data with the fields: *USN, Name, Programme, Sem, PhNo* a. Create a SLL of N Students Data by using *front insertion*. b. Display the status of SLL and count the number of nodes in it c. Perform Insertion / Deletion at End of SLL d. Perform Insertion / Deletion at Front of SLL(Demonstration of stack) e. Exit
8.	Design, Develop and Implement a menu driven Program in C for the following operations on Doubly Linked List (DLL) of Employee Data with the fields: *SSN, Name, Dept, Designation, Sal, PhNo* a. Create a DLL of N Employees Data by using *end insertion*. b. Display the status of DLL and count the number of nodes in it c. Perform Insertion and Deletion at End of DLL d. Perform Insertion and Deletion at Front of DLL e. Demonstrate how this DLL can be used as Double Ended Queue. f. Exit
9.	Design, Develop and Implement a Program in C for the following operationson Singly Circular Linked List (SCLL) with header nodes a. Represent and Evaluate a Polynomial $P(x,y,z) = 6x^2y^2z-4yz^5+3x^3yz+2xy^5z-2xyz^3$ b. Find the sum of two polynomials POLY1(x,y,z) and POLY2(x,y,z) and store the result in POLYSUM(x,y,z) Support the program with appropriate functions for each of the above operations
10.	Design, Develop and Implement a menu driven Program in C for the following operations on Binary Search Tree (BST) of Integers . a. Create a BST of N Integers: 6, 9, 5, 2, 8, 15, 24, 14, 7, 8, 5, 2 b. Traverse the BST in Inorder, Preorder and Post Order c. Search the BST for a given element (KEY) and report the appropriate message d. Exit
11.	Design, Develop and Implement a Program in C for the following operations on Graph(G) of Cities a. Create a Graph of N cities using Adjacency Matrix. b. Print all the nodes reachable from a given starting node in a digraph using DFS/BFS method
12.	Given a File of N employee records with a set K of Keys (4-digit) which uniquely determine the records in file F. Assume that file F is maintained in memory by a Hash Table (HT) of m memory locations with L as the set of memory addresses (2-digit) of locations in HT. Let the keys in K and addresses in L are Integers. Design and develop a Program in C that uses Hash function H: K $\rightarrow$L as H(K)=K mod m (remainder method), and implement hashing technique to map a given key K to the address space L. Resolve the collision (if any) using linear probing.
Laboratory Outcomes: The student should be able to:	

- Analyze and Compare various linear and non-linear data structures
- Code, debug and demonstrate the working nature of different types of data structures and their applications
- Implement, analyze and evaluate the searching and sorting algorithms
- Choose the appropriate data structure for solving real world problems

Conduct of Practical Examination:

- Experiment distribution
    - For laboratories having only one part: Students are allowed to pick one experiment from the lot with equal opportunity.
    - For laboratories having PART A and PART B: Students are allowed to pick one experiment from PART A and one experiment from PART B, with equal opportunity.
- Change of experiment is allowed only once and marks allotted for procedure to be made zero of the changed part only.
- Marks Distribution *(Courseed to change in accoradance with university regulations)*
    c) For laboratories having only one part – Procedure + Execution + Viva-Voce: 15+70+15 = 100 Marks
    d) For laboratories having PART A and PART B
        i. Part A – Procedure + Execution + Viva = 6 + 28 + 6 = 40 Marks
        ii. Part B – Procedure + Execution + Viva = 9 + 42 + 9 = 60 Marks

B. E. Common to all Programmes
Outcome Based Education (OBE) and Choice Based Credit System (CBCS)
SEMESTER –II / III / IV

Aadalitha Kannada

Course Code	**18KAK28/39/49**	CIE Marks	100
Teaching Hours/Week (L:T:P)	(0:2:0)		
Credits	01		

DqÀ½vÀ PÀ£ÀßqÀ PÀ°PÉAiÀÄ GzÉÝÃ±ÀUÀ¼ÀÄ:

- ¥ÀzÀ« «zÁåyð¼ÁVgÀÄªÀÅzÀjAzÀ DqÀ½vÀ PÀ£ÀßqÀzÀ ¥ÀjZÀAiÀÄ ªÀiÁrPÉÆqÀÄªÀÅzÀÄ.
- «zÁåyðUÀ¼À°è PÀ£ÀßqÀ ¨sÁµÉAiÀÄ ªÁåPÀgÀtzÀ §UÉÎ CjªÀÅ ªÀÄÆr¸ÀÄªÀÅzÀÄ.
- PÀ£ÀßqÀ ¨sÁµÁ gÀZÀ£ÉAiÀÄ°è£À ¤AiÀÄªÀÄUÀ¼À£ÀÄß ¥ÀjZÀ¬Ä¸ÀÄªÀÅzÀÄ.
- PÀ£ÀßqÀ ¨sÁµÁ §gÀºÀzÀ°è PÀAqÀÄ§gÀÄªÀ zÉÆÃµÀUÀ¼ÀÄ ºÁUÀÆ CªÀÅUÀ¼À ¤ªÁgÀuÉ. ªÀÄvÀÄÛ ¯ÉÃR£À aºÉßUÀ¼À£ÀÄß ¥ÀjZÀ¬Ä¸ÀÄªÀÅzÀÄ.
- ¸ÁªÀiÁ£Åå CfðUÀ¼ÀÄ, ¸ÀPÁðj ªÀÄvÀÄÛ CgÉ ¸ÀPÁðj ¥ÀvÀæªÀåªÀºÁgÀzÀ §UÉÎ CjªÀÅ ªÀÄÆr¸ÀÄªÀÅzÀÄ.
- ¨sÁµÁAvÀgÀ ªÀÄvÀÄÛ ¥Àæ§AzsÀ gÀZÀ£É §UÉÎ C¸ÀQÛ ªÀÄÆr¸ÀÄªÀÅzÀÄ.
- PÀ£ÀßqÀ ¨sÁµÁ¨sÁå¸À ªÀÄvÀÄÛ ¸ÁªÀiÁ£Åå PÀ£ÀßqÀ ºÁUÀÆ DqÀ½vÀ PÀ£ÀßqÀzÀ ¥ÀzÀUÀ¼À ¥ÀjZÀAiÀÄ ªÀiÁrPÉÆqÀÄªÀÅzÀÄ.

¥Àj«r (¥ÀoÀå¥ÀÄ¸ÀÛPÀzÀ°ègÀÄªÀ «µÀAiÀÄUÀ¼À ¥ÀnÖ)

CzsÁåAiÀÄ – 1 PÀ£ÀßqÀ¨sÁµÉ – ¸ÀAQë¥ÀÛ «ªÀgÀuÉ.
CzsÁåAiÀÄ – 2 ¨sÁµÁ ¥ÀæAiÉÆÃUÀzÀ¯ÁèUÀÄªÀ ¯ÉÆÃ¥ÀzÉÆÃµÀUÀ¼ÀÄ ªÀÄvÀÄÛ CªÀÅUÀ¼À ¤ªÁgÀuÉ.
CzsÁåAiÀÄ – 3 ¯ÉÃR£À aºÉßUÀ¼ÀÄ ªÀÄvÀÄÛ CªÀÅUÀ¼À G¥ÀAiÉÆÃUÀ.
CzsÁåAiÀÄ – 4 ¥ÀvÀæ ªÀåªÀºÁgÀ.
CzsÁåAiÀÄ – 5 DqÀ½vÀ ¥ÀvÀæUÀ¼ÀÄ.
CzsÁåAiÀÄ – 6 ¸ÀPÁðgÀzÀ DzÉÃ±À ¥ÀvÀæUÀ¼ÀÄ.
CzsÁåAiÀÄ – 7 ¸ÀAQë¥ÀÛ ¥Àæ§AzsÀ gÀZÀ£É (¦æ¸ÉÊ¸ï gÉÊnAUï), ¥Àæ§AzsÀ ªÀÄvÀÄÛ ¨sÁµÁAvÀgÀ.
CzsÁåAiÀÄ – 8 PÀ£ÀßqÀ ±À§Ý¸ÀAUÀæºÀ.
CzsÁåAiÀÄ – 9 PÀA¥ÀÆålgï ºÁUÀÆ ªÀiÁ»w vÀAvÀæeÁÕ£À.
CzsÁåAiÀÄ – 10 ¥Áj¨sÁ¶PÀ DqÀ½vÀ PÀ£ÀßqÀ ¥ÀzÀUÀ¼ÀÄ ªÀÄvÀÄÛ vÁAwæPÀ/ PÀA¥ÀÆålgï ¥Áj¨sÁ¶PÀ ¥ÀzÀUÀ¼ÀÄ.

DqÀ½vÀ PÀ£ÀßqÀ PÀ°PÉAiÀÄ ¥sÀ°vÁA±ÀÀUÀ¼ÀÄ:

- DqÀ½vÀ ¨sÁµÉ PÀ£ÀßqÀzÀ ¥ÀjZÀAiÀÄªÁUÀÄvÀÛzÉ.
- «zÁåyðUÀ¼À°è PÀ£ÀßqÀ ¨sÁµÉAiÀÄ ªÁåPÀgÀtzÀ §UÉÎ CjªÀÅ ªÀÄÆqÀÄvÀÛzÉ.
- PÀ£ÀßqÀ ¨sÁµÁ gÀZÀ£ÉAiÀÄ°è£À ¤AiÀÄªÀÄUÀ¼ÀÄ ªÀÄvÀÄÛ ¯ÉÃR£À aºÉßUÀ¼ÀÄ ¥ÀjZÀ¬Ä¸À®àqÀÄvÀÛªÉ.
- ¸ÁªÀiÁ£Åå CfðUÀ¼ÀÄ, ¸ÀPÁðj ªÀÄvÀÄÛ CgÉ ¸ÀPÁðj ¥ÀvÀæªÀåªÀºÁgÀzÀ §UÉÎ CjªÀÅ ªÀÄÆqÀÄvÀÛzÉ.
- ¨sÁµÁAvÀgÀ ªÀÄvÀÄÛ ¥Àæ§AzsÀ gÀZÀ£É §UÉÎ C¸ÀQÛ ªÀÄÆqÀÄvÀÛzÉ.
- PÀ£ÀßqÀ ¨sÁµÁ¨sÁå¸À ªÀÄvÀÄÛ ¸ÁªÀiÁ£Åå PÀ£ÀßqÀ ºÁUÀÆ DqÀ½vÀ PÀ£ÀßqÀzÀ ¥ÀzÀUÀ¼ÀÄ ¥ÀjZÀ¬Ä¸À®àqÀÄvÀÛªÉ.

¥ÀjÃPÉëAiÀÄ «zsÁ£À : ¤gÀAvÀgÀ DAvÀjPÀ ªÀiË®åªÀiÁ¥À£À - CIE **(Continuous Internal Evaluation):**

PÁ¯ÉÃdÄ ªÀÄlÖzÀ°èAiÉÄ DAvÀjPÀ ¥ÀjÃPÉëAiÀÄ£ÀÄß 100 CAPÀUÀ½UÉ «±Àé«zÁå®AiÀÄzÀ

¤AiÀÄªÀÄUÀ¼ÀÄ ªÀÄvÀÄÛ ¤zÉðÃ±À£ÀzÀAvÉ £ÀqÉ¸ÀvÀPÀÌzÀÄÝ.

¥ÀoÀå¥ÀÄ¸ÀÛPÀ : DqÀ½vÀ PÀ£ÀßqÀ ¥ÀoÀå ¥ÀÄ¸ÀÛPÀ (Kannada for Administration)

¸ÀÀA¥ÁzÀPÀgÀÄ
qÁ. J¯ï. wªÉÄäÃ±À
¥ÉÆæ. «. PÉÃ±ÀªÀªÀÄÆwð

¥ÀæPÀluÉ : ¥Àæ¸ÁgÁAUÀ, «±ÉéÃ±ÀégÀAiÀÄå vÁAwæPÀ «±Àé«zÁå®AiÀÄ, ¨É¼ÀUÁ«.

B. E. Common to all Programmes **Outcome Based Education (OBE) and Choice Based Credit System (CBCS)** **SEMESTER –II & III/IV**			
Vyavaharika Kannada			
Course Code	**18KVK28/39/49**	CIE Marks	100
Teaching Hours/Week (L:T:P)	(0:2:0)		
Credits	01		

Course Learning Objectives:
The course will enable the students to understand Kannada and communicate in Kannada language.

Table of Contents:
Chapter - 1: Vyavaharika kannada – Parichaya (Introduction to Vyavaharika Kannada).
Chapter - 2: Kannada Aksharamale haagu uchcharane (Kannada Alpabets and Pronunciation).
Chapter - 3: Sambhashanegaagi Kannada Padagalu (Kannada Vocabulary for Communication).
Chapter - 4: Kannada Grammar in Conversations (Sambhashaneyalli Kannada Vyakarana).
Chapter - 5: Activities in Kannada.

Course Outcomes:
At the end of the course, the student will be able to understand Kannada and communicate in Kannada language.

¥ÀjÃPÉëAiÀÄ «zsÁ£À : ¤gÀAvÀgÀ DAvÀjPÀ ªÀiË®åªÀiÁ¥À£À - CIE **(Continuous Internal Evaluation):**
PÁ¯ÉÃdÄ ªÀÄlÖzÀ°èAiÉÄ DAvÀjPÀ ¥ÀjÃPÉëAiÀÄ£ÀÄß 100 CAPÀUÀ½UÉ «±Àé«zÁå®AiÀÄzÀ
¤AiÀÄªÀÄUÀ¼ÀÄ ªÀÄvÀÄÛ ¤zÉðÃ±À£ÀzÀAvÉ £ÀqÉ¸ÀvÀPÀÌzÀÄÝ.

Textbook (¥ÀoÅå¥ÀÄ¸ÀÛPÀ): ªÁåªÀºÁjPÀ PÀ£ÀßqÀ ¥ÀoÅå ¥ÀÄ¸ÀÛPÀ (Vyavaharika Kannada Text Book)

¸ÀÀA¥ÁzÀPÀgÀÄ
qÁ. J¯ï. wªÉÄäÃ±À
¥ÉÆæ. «. PÉÃ±ÀªÀªÀÄÆwð

¥ÀæPÀluÉ : ¥Àæ¸ÁgÁAUÀ, «±ÉéÃ±ÀégÀAiÀÄå vÁAwæPÀ «±Àé«zÁå®AiÀÄ, ¨É¼ÀUÁ«.

B. E. Common to all Programmes
Outcome Based Education (OBE) and Choice Based Credit System (CBCS)
SEMESTER - III

CONSTITUTION OF INDIA, PROFESSIONAL ETHICS AND CYBER LAW (CPC)

Course Code	**18CPC39/49**	CIE Marks	40
Teaching Hours/Week (L:T:P)	(1:0:0)	SEE Marks	60
Credits	01	Exam Hours	02

Course Learning Objectives: To

- know the fundamental political codes, structure, procedures, powers, and duties of Indian government institutions, fundamental rights, directive principles, and the duties of citizens
- Understand engineering ethics and their responsibilities; identify their individual roles and ethical responsibilities towards society.
- Know about the cybercrimes and cyber laws for cyber safety measures.

Module-1

Introduction to Indian Constitution:
The Necessity of the Constitution, The Societies before and after the Constitution adoption. Introduction to the Indian constitution, The Making of the Constitution, The Role of the Constituent Assembly - Preamble and Salient features of the Constitution of India. Fundamental Rights and its Restriction and limitations in different Complex Situations. Directive Principles of State Policy (DPSP) and its present relevance in our society with examples. Fundamental Duties and its Scope and significance in Nation building.

Module-2

Union Executive and State Executive:
Parliamentary System, Federal System, Centre-State Relations. Union Executive – President, Prime Minister, Union Cabinet, Parliament - LS and RS, Parliamentary Committees, Important Parliamentary Terminologies. Supreme Court of India, Judicial Reviews and Judicial Activism. State Executives – Governor, Chief Minister, State Cabinet, State Legislature, High Court and Subordinate Courts, Special Provisions (Articles 370.371,371J) for some States.

Module-3

Elections, Amendments and Emergency Provisions:
Elections, Electoral Process, and Election Commission of India, Election Laws. Amendments - Methods in Constitutional Amendments (How and Why) and Important Constitutional Amendments. Amendments – 7,9,10,12,42,44, 61, 73,74, ,75, 86, and 91,94,95,100,101,118 and some important Case Studies. Emergency Provisions, types of Emergencies and its consequences.

Constitutional special provisions:
Special Provisions for SC and ST, OBC, Women, Children and Backward Classes.

Module-4

Professional / Engineering Ethics:
Scope & Aims of Engineering & Professional Ethics - Business Ethics, Corporate Ethics, Personal Ethics. Engineering and Professionalism, Positive and Negative Faces of Engineering Ethics, Code of Ethics as defined in the website of Institution of Engineers (India): Profession, Professionalism, and Professional Responsibility. Clash of Ethics, Conflicts of Interest. Responsibilities in Engineering Responsibilities in Engineering and Engineering Standards, the impediments to Responsibility. Trust and Reliability in Engineering, IPRs (Intellectual Property Rights), Risks, Safety and liability in Engineering

Module-5

Internet Laws, Cyber Crimes and Cyber Laws:
Internet and Need for Cyber Laws, Modes of Regulation of Internet, Types of cyber terror capability, Net neutrality, Types of Cyber Crimes, India and cyber law, Cyber Crimes and the information Technology Act 2000, Internet Censorship. Cybercrimes and enforcement agencies.

Course Outcomes: On completion of this course, students will be able to,

CO 1: Have constitutional knowledge and legal literacy.

CO 2: Understand Engineering and Professional ethics and responsibilities of Engineers.

CO 3: Understand the the cybercrimes and cyber laws for cyber safety measures.

Question paper pattern for SEE and CIE:

- The SEE question paper will be set for 100 marks and the marks scored by the students will proportionately be reduced to 60. The pattern of the question paper will be objective type (MCQ).
- For the award of 40 CIE marks, refer the University regulations 2018.

Sl. No.	Title of the Book	Name of the Author/s	Name of the Publisher	Edition and Year
Textbook/s				
1	Constitution of India, Professional Ethics and Human Rights	Shubham Singles, Charles E. Haries, and et al	Cengage Learning India	2018
2	Cyber Security and Cyber Laws	Alfred Basta and et al	Cengage Learning India	2018
Reference Books				
3	Introduction to the Constitution of India	Durga Das Basu	Prentice –Hall,	2008.
4	Engineering Ethics	M. Govindarajan, S. Natarajan, V. S. Senthilkumar	Prentice –Hall,	2004

B. E. Common to all Programmes
Outcome Based Education (OBE) and Choice Based Credit System (CBCS)
SEMESTER - III

ADDITIONAL MATHEMATICS – I

(Mandatory Learning Course: Common to All Programmes)
(A Bridge course for Lateral Entry students under Diploma quota to BE/B. Tech. programmes)

Course Code	**18MATDIP31**	CIE Marks	40
Teaching Hours/Week (L:T:P)	(2:2:0)	SEE Marks	60
Credits	**0**	Exam Hours	03

Course Learning Objectives:

- To provide basic concepts of complex trigonometry, vector algebra, differential and integral calculus.
- To provide an insight into vector differentiation and first order ODE's.

Module-1

Complex Trigonometry: Complex Numbers: Definitions and properties. Modulus and amplitude of a complex number, Argand's diagram, De-Moivre's theorem (without proof).
Vector Algebra: Scalar and vectors. Addition and subtraction and multiplication of vectors- Dot and Cross products, problems.

Module-2

Differential Calculus: Review of successive differentiation-illustrative examples. Maclaurin's series expansions-Illustrative examples. Partial Differentiation: Euler's theorem-problems on first order derivatives only. Total derivatives-differentiation of composite functions. Jacobians of order two-Problems.

Module-3

Vector Differentiation: Differentiation of vector functions. Velocity and acceleration of a particle moving on a space curve. Scalar and vector point functions. Gradient, Divergence, Curl-simple problems. Solenoidal and irrotational vector fields-Problems.

Module-4

Integral Calculus: Review of elementary integral calculus. Reduction formulae for $\sin^n x$, $\cos^n x$ (with proof) and $\sin^m x \cos^n x$ (without proof) and evaluation of these with standard limits-Examples. Double and triple integrals-Simple examples.

Module-5

Ordinary differential equations (ODE's. Introduction-solutions of first order and first-degree differential equations: exact, linear differential equations. Equations reducible to exact and Bernoulli's equation.

Course Outcomes: At the end of the course the student will be able to:

- CO1: Apply concepts of complex numbers and vector algebra to analyze the problems arising in related area.
- CO2: Use derivatives and partial derivatives to calculate rate of change of multivariate functions.
- CO3: Analyze position, velocity and acceleration in two and three dimensions of vector valued functions.
- CO4: Learn techniques of integration including the evaluation of double and triple integrals.
- CO5: Identify and solve first order ordinary differential equations.

Question paper pattern:

- The question paper will have ten full questions carrying equal marks.
- Each full question will be for 20 marks.
- There will be two full questions (with a maximum of four sub- questions) from each module.
- Each full question will have sub- question covering all the topics under a module.
- The students will have to answer five full questions, selecting one full question from each module.

Sl No	Title of the Book	Name of the Author/s	Name of the Publisher	Edition and Year
Textbook				
1	Higher Engineering Mathematics	B. S. Grewal	Khanna Publishers	43rd Edition, 2015
Reference Books				
1	Advanced Engineering Mathematics	E. Kreyszig	John Wiley & Sons	10th Edition, 2015
2	Engineering Mathematics	N. P .Bali and Manish Goyal	Laxmi Publishers	7th Edition, 2007
3	Engineering Mathematics Vol. I	Rohit Khurana	Cengage Learning	1st Edition, 2015

B. E. COMMON TO ALL PROGRAMMES
Choice Based Credit System (CBCS) and Outcome Based Education (OBE)
SEMESTER - IV

COMPLEX ANALYSIS, PROBABILITY AND STATISTICAL METHODS
(Common to all programmes)
[As per Choice Based Credit System (CBCS) scheme]

Course Code	**18MAT41**	CIE Marks	40
Teaching Hours/Week (L:T:P)	(2:2:0)	SEE Marks	60
Credits	03	Exam Hours	03

Course Learning Objectives:

- To provide an insight into applications of complex variables, conformal mapping and special functions arising in potential theory, quantum mechanics, heat conduction and field theory.
- To develop probability distribution of discrete, continuous random variables and joint probability distribution occurring in digital signal processing, design engineering and microwave engineering.

Module-1

Calculus of complex functions: Review of function of a complex variable, limits, continuity, and differentiability. Analytic functions: Cauchy-Riemann equations in Cartesian and polar forms and consequences.
Construction of analytic functions: Milne-Thomson method-Problems.

Module-2

Conformal transformations: Introduction. Discussion of transformations:$w = Z^2, w = e^z, w = z + \frac{1}{z}, (z \neq 0)$.Bilinear transformations- Problems.
Complex integration: Line integral of a complex function-Cauchy's theorem and Cauchy's integral formula and problems.

Module-3

Probability Distributions: Review of basic probability theory. Random variables (discrete and continuous), probability mass/density functions. Binomial, Poisson, exponential and normal distributions- problems (No derivation for mean and standard deviation)-Illustrative examples.

Module-4

Statistical Methods: Correlation and regression-Karl Pearson's coefficient of correlation and rank correlation -problems. Regression analysis- lines of regression –problems.
Curve Fitting: Curve fitting by the method of least squares- fitting the curves of the form-
$y = ax + b, y = ax^b and y = ax^2 + bx + c.$

Module-5

Joint probability distribution: Joint Probability distribution for two discrete random variables, expectation and covariance.
Sampling Theory: Introduction to sampling distributions, standard error, Type-I and Type-II errors. Test of hypothesis for means, student's t-distribution, Chi-square distribution as a test of goodness of fit.

Course Outcomes: At the end of the course the student will be able to:

- Use the concepts of analytic function and complex potentials to solve the problems arising in electromagnetic field theory.
- Utilize conformal transformation and complex integral arising in aerofoil theory, fluid flow visualization and image processing.
- Apply discrete and continuous probability distributions in analyzing the probability models arising in engineering field.
- Make use of the correlation and regression analysis to fit a suitable mathematical model for the statistical data.

- Construct joint probability distributions and demonstrate the validity of testing the hypothesis.

Question paper pattern:

- The question paper will have ten full questions carrying equal marks.
- Each full question will be for 20 marks.
- There will be two full questions (with a maximum of four sub- questions) from each module.

Sl. No.	Title of the Book	Name of the Author/s	Name of the Publisher	Edition and Year
Textbooks				
1	Advanced Engineering Mathematics	E. Kreyszig	John Wiley & Sons	10th Edition,2016
2	Higher Engineering Mathematics	B. S. Grewal	Khanna Publishers	44th Edition, 2017
3	Engineering Mathematics	Srimanta Pal et al	Oxford University Press	3rd Edition,2016
Reference Books				
1	Advanced Engineering Mathematics	C. Ray Wylie, Louis C.Barrett	McGraw-Hill	6th Edition 1995
2	Introductory Methods of Numerical Analysis	S.S.Sastry	Prentice Hall of India	4th Edition 2010
3	Higher Engineering Mathematics	B. V. Ramana	McGraw-Hill	11th Edition,2010
4	A Text Book of Engineering Mathematics	N. P. Bali and Manish Goyal	Laxmi Publications	2014
5	Advanced Engineering Mathematics	Chandrika Prasad and Reena Garg	Khanna Publishing,	2018

Web links and Video Lectures:

1. http://nptel.ac.in/courses.php?disciplineID=111
2. http://www.class-central.com/subject/math(MOOCs)
3. http://academicearth.org/
4. VTU EDUSAT PROGRAMME - 20

DESIGN AND ANALYSIS OF ALGORITHMS (Effective from the academic year 2018 -2019) SEMESTER – IV			
Course Code	**18CS42**	**CIE Marks**	40
Number of Contact Hours/Week	3:2:0	**SEE Marks**	60
Total Number of Contact Hours	50	**Exam Hours**	03
CREDITS –4			

Course Learning Objectives: This course (18CS42) will enable students to:

- Explain various computational problem solving techniques.
- Apply appropriate method to solve a given problem.
- Describe various methods of algorithm analysis.

Module 1	**Contact Hours**
Introduction: What is an Algorithm? **(T2:1.1),** Algorithm Specification **(T2:1.2),** Analysis Framework **(T1:2.1), Performance Analysis**: Space complexity, Time complexity **(T2:1.3)**. **Asymptotic Notations:** Big-Oh notation (O), Omega notation (Ω), Theta notation (Θ), and Little-oh notation (o), Mathematical analysis of Non-Recursive and recursive Algorithms with Examples **(T1:2.2, 2.3, 2.4). Important Problem Types:** Sorting, Searching, String processing, Graph Problems, Combinatorial Problems. **Fundamental Data Structures:** Stacks, Queues, Graphs, Trees, Sets and Dictionaries. **(T1:1.3,1.4).** **RBT: L1, L2, L3**	10
Module 2	
Divide and Conquer: General method, Binary search, Recurrence equation for divide and conquer, Finding the maximum and minimum **(T2:3.1, 3.3, 3.4)**, Merge sort, Quick sort **(T1:4.1, 4.2)**, Strassen's matrix multiplication **(T2:3.8)**, Advantages and Disadvantages of divide and conquer. **Decrease and Conquer Approach:** Topological Sort. **(T1:5.3).** **RBT: L1, L2, L3**	10
Module 3	
Greedy Method: General method, Coin Change Problem, Knapsack Problem, Job sequencing with deadlines **(T2:4.1, 4.3, 4.5). Minimum cost spanning trees:** Prim's Algorithm, Kruskal's Algorithm **(T1:9.1, 9.2)**. **Single source shortest paths:** Dijkstra's Algorithm **(T1:9.3)**. **Optimal Tree problem:** Huffman Trees and Codes **(T1:9.4)**. **Transform and Conquer Approach:** Heaps and Heap Sort **(T1:6.4)**. **RBT: L1, L2, L3**	10
Module 4	
Dynamic Programming: General method with Examples, Multistage Graphs **(T2:5.1, 5.2)**. **Transitive Closure:** Warshall's Algorithm, **All Pairs Shortest Paths:** Floyd's Algorithm, Optimal Binary Search Trees, Knapsack problem **((T1:8.2, 8.3, 8.4)**, Bellman-Ford Algorithm **(T2:5.4)**, Travelling Sales Person problem **(T2:5.9)**, Reliability design **(T2:5.8)**. **RBT: L1, L2, L3**	10
Module 5	
Backtracking: General method **(T2:7.1)**, N-Queens problem **(T1:12.1)**, Sum of subsets problem **(T1:12.1)**, Graph coloring **(T2:7.4)**, Hamiltonian cycles **(T2:7.5)**. **Programme and Bound:** Assignment Problem, Travelling Sales Person problem **(T1:12.2)**, **0/1 Knapsack problem (T2:8.2, T1:12.2):** LC Programme and Bound solution **(T2:8.2)**, FIFO Programme and Bound solution **(T2:8.2)**. **NP-Complete and NP-Hard problems:** Basic concepts, non-	10

deterministic algorithms, P, NP, NP-Complete, and NP-Hard classes **(T2:11.1)**. **RBT: L1, L2, L3**	

Course Outcomes: The student will be able to :

- Describe computational solution to well known problems like searching, sorting etc.
- Estimate the computational complexity of different algorithms.
- Devise an algorithm using appropriate design strategies for problem solving.

Question Paper Pattern:

- The question paper will have ten questions.
- Each full Question consisting of 20 marks
- There will be 2 full questions (with a maximum of four sub questions) from each module.
- Each full question will have sub questions covering all the topics under a module.
- The students will have to answer 5 full questions, selecting one full question from each module.

Textbooks:

1. Introduction to the Design and Analysis of Algorithms, Anany Levitin:, 2rd Edition, 2009. Pearson.
2. Computer Algorithms/C++, Ellis Horowitz, Satraj Sahni and Rajasekaran, 2nd Edition, 2014, Universities Press

Reference Books:

1. Introduction to Algorithms, Thomas H. Cormen, Charles E. Leiserson, Ronal L. Rivest, Clifford Stein, 3rd Edition, PHI.
2. Design and Analysis of Algorithms , S. Sridhar, Oxford (Higher Education).

OPERATING SYSTEMS (Effective from the academic year 2018 -2019) SEMESTER – IV			
Course Code	**18CS43**	**CIE Marks**	40
Number of Contact Hours/Week	3:0:0	**SEE Marks**	60
Total Number of Contact Hours	40	**Exam Hours**	03
CREDITS –3			

Course Learning Objectives: This course (18CS43) will enable students to:

- Introduce concepts and terminology used in OS
- Explain threading and multithreaded systems
- Illustrate process synchronization and concept of Deadlock
- Introduce Memory and Virtual memory management, File system and storage techniques

Module 1	**Contact Hours**
Introduction to operating systems, System structures: What operating systems do; Computer System organization; Computer System architecture; Operating System structure; Operating System operations; Process management; Memory management; Storage management; Protection and Security; Distributed system; Special-purpose systems; Computing environments. **Operating System Services;** User - Operating System interface; System calls; Types of system calls; System programs; Operating system design and implementation; Operating System structure; Virtual machines; Operating System generation; System boot. **Process Management** Process concept; Process scheduling; Operations on processes; Inter process communication **Text book 1: Chapter 1, 2.1, 2.3, 2.4, 2.5, 2.6, 2.8, 2.9, 2.10, 3.1, 3.2, 3.3, 3.4** **RBT: L1, L2, L3**	08
Module 2	
Multi-threaded Programming: Overview; Multithreading models; Thread Libraries; Threading issues. Process Scheduling: Basic concepts; Scheduling Criteria; Scheduling Algorithms; Multiple-processor scheduling; Thread scheduling. **Process Synchronization:** Synchronization: The critical section problem; Peterson's solution; Synchronization hardware; Semaphores; Classical problems of synchronization; Monitors. **Text book 1: Chapter 4.1, 4.2, 4.3, 4.4, 5.1, 5.2, 5.3, 5.4, 5.5, 6.2, 6.3, 6.4, 6.5, 6.6, 6.7** **RBT: L1, L2, L3**	08
Module 3	
Deadlocks : Deadlocks; System model; Deadlock characterization; Methods for handling deadlocks; Deadlock prevention; Deadlock avoidance; Deadlock detection and recovery from deadlock. **Memory Management:** Memory management strategies: Background; Swapping; Contiguous memory allocation; Paging; Structure of page table; Segmentation. **Text book 1: Chapter 7, 8.1 to 8.6** **RBT: L1, L2, L3**	08
Module 4	
Virtual Memory Management: Background; Demand paging; Copy-on-write; Page replacement; Allocation of frames; Thrashing. **File System, Implementation of File System:** File system: File concept; Access methods; Directory structure; File system mounting; File sharing; Protection: Implementing File system: File system structure; File system implementation; Directory implementation; Allocation methods; Free space management. **Text book 1: Chapter 91. To 9.6, 10.1 to 10.5** **RBT: L1, L2, L3**	08

Module 5	
Secondary Storage Structures, Protection: Mass storage structures; Disk structure; Disk attachment; Disk scheduling; Disk management; Swap space management. Protection: Goals of protection, Principles of protection, Domain of protection, Access matrix, Implementation of access matrix, Access control, Revocation of access rights, Capability- Based systems. **Case Study: The Linux Operating System:** Linux history; Design principles; Kernel modules; Process management; Scheduling; Memory Management; File systems, Input and output; Inter-process communication. **Text book 1: Chapter 12.1 to 12.6, 21.1 to 21.9** **RBT: L1, L2, L3**	08
Course Outcomes: The student will be able to :	
• Demonstrate need for OS and different types of OS • Apply suitable techniques for management of different resources • Use processor, memory, storage and file system commands • Realize the different concepts of OS in platform of usage through case studies	
Question Paper Pattern:	
• The question paper will have ten questions. • Each full Question consisting of 20 marks • There will be 2 full questions (with a maximum of four sub questions) from each module. • Each full question will have sub questions covering all the topics under a module. • The students will have to answer 5 full questions, selecting one full question from each module.	
Textbooks:	
1. Abraham Silberschatz, Peter Baer Galvin, Greg Gagne, Operating System Principles 7th edition, Wiley-India, 2006	
Reference Books:	
1. Ann McHoes Ida M Fylnn, Understanding Operating System, Cengage Learning, 6th Edition 2. D.M Dhamdhere, Operating Systems: A Concept Based Approach 3rd Ed, McGraw- Hill, 2013. 3. P.C.P. Bhatt, An Introduction to Operating Systems: Concepts and Practice 4th Edition, PHI(EEE), 2014. 4. William Stallings Operating Systems: Internals and Design Principles, 6th Edition, Pearson.	

MICROCONTROLLER AND EMBEDDED SYSTEMS (Effective from the academic year 2018 -2019) SEMESTER – IV			
Course Code	**18CS44**	**CIE Marks**	40
Number of Contact Hours/Week	3:0:0	**SEE Marks**	60
Total Number of Contact Hours	40	**Exam Hours**	03
CREDITS –3			

Course Learning Objectives: This course (18CS44) will enable students to:

- Understand the fundamentals of ARM based systems, basic hardware components, selection methods and attributes of an embedded system.
- Program ARM controller using the various instructions
- Identify the applicability of the embedded system
- Comprehend the real time operating system used for the embedded system

Module 1	**Contact Hours**
Microprocessors versus Microcontrollers, ARM Embedded Systems: The RISC design philosophy, The ARM Design Philosophy, Embedded System Hardware, Embedded System Software. ARM Processor Fundamentals: Registers, Current Program Status Register, Pipeline, Exceptions, Interrupts, and the Vector Table , Core Extensions **Text book 1: Chapter 1 - 1.1 to 1.4, Chapter 2 - 2.1 to 2.5** **RBT: L1, L2**	08
Module 2	
Introduction to the ARM Instruction Set : Data Processing Instructions , Programme Instructions, Software Interrupt Instructions, Program Status Register Instructions, Coprocessor Instructions, Loading Constants **ARM programming using Assembly language:** Writing Assembly code, Profiling and cycle counting, instruction scheduling, Register Allocation, Conditional Execution, Looping Constructs **Text book 1: Chapter 3:Sections 3.1 to 3.6 (Excluding 3.5.2), Chapter 6(Sections 6.1 to 6.6)** **RBT: L1, L2**	08
Module 3	
Embedded System Components: Embedded Vs General computing system, History of embedded systems, Classification of Embedded systems, Major applications areas of embedded systems, purpose of embedded systems Core of an Embedded System including all types of processor/controller, Memory, Sensors, Actuators, LED, 7 segment LED display, stepper motor, Keyboard, Push button switch, Communication Interface (onboard and external types), Embedded firmware, Other system components. **Text book 2:Chapter 1(Sections 1.2 to 1.6),Chapter 2(Sections 2.1 to 2.6)** **RBT: L1, L2**	08
Module 4	
Embedded System Design Concepts: Characteristics and Quality Attributes of Embedded Systems, Operational quality attributes ,non-operational quality attributes, Embedded	08

Systems-Application and Domain specific, Hardware Software Co-Design and Program Modelling, embedded firmware design and development **Text book 2: Chapter-3, Chapter-4, Chapter-7 (Sections 7.1, 7.2 only), Chapter-9 (Sections 9.1, 9.2, 9.3.1, 9.3.2 only)** **RBT: L1, L2**	
Module 5	
RTOS and IDE for Embedded System Design: Operating System basics, Types of operating systems, Task, process and threads (Only POSIX Threads with an example program), Thread preemption, Multiprocessing and Multitasking, Task Communication (without any program), Task synchronization issues – Racing and Deadlock, Concept of Binary and counting semaphores (Mutex example without any program), How to choose an RTOS, Integration and testing of Embedded hardware and firmware, Embedded system Development Environment – Block diagram (excluding Keil), Disassembler/decompiler, simulator, emulator and debugging techniques, target hardware debugging, boundary scan. **Text book 2: Chapter-10 (Sections 10.1, 10.2, 10.3, 10.4 , 10.7, 10.8.1.1, 10.8.1.2, 10.8.2.2, 10.10 only), Chapter 12, Chapter-13 (block diagram before 13.1, 13.3, 13.4, 13.5, 13.6 only)** **RBT: L1, L2**	08

Course Outcomes: The student will be able to :

- Describe the architectural features and instructions of ARM microcontroller
- Apply the knowledge gained for Programming ARM for different applications.
- Interface external devices and I/O with ARM microcontroller.
- Interpret the basic hardware components and their selection method based on the characteristics and attributes of an embedded system.
- Develop the hardware /software co-design and firmware design approaches.
- Demonstrate the need of real time operating system for embedded system applications

Question Paper Pattern:

- The question paper will have ten questions.
- Each full Question consisting of 20 marks
- There will be 2 full questions (with a maximum of four sub questions) from each module.
- Each full question will have sub questions covering all the topics under a module.
- The students will have to answer 5 full questions, selecting one full question from each module.

Textbooks:

1. Andrew N Sloss, Dominic Symes and Chris Wright, ARM system developers guide, Elsevier, Morgan Kaufman publishers, 2008.
2. Shibu K V, "Introduction to Embedded Systems", Tata McGraw Hill Education, Private Limited, 2nd Edition.

Reference Books:

1. Raghunandan..G.H, Microcontroller (ARM) and Embedded System, Cengage learning Publication,2019
2. The Insider's Guide to the ARM7 Based Microcontrollers, Hitex Ltd.,1st edition, 2005.
3. Steve Furber, ARM System-on-Chip Architecture, Second Edition, Pearson, 2015.
4. Raj Kamal, Embedded System, Tata McGraw-Hill Publishers, 2nd Edition, 2008.

OBJECT ORIENTED CONCEPTS (Effective from the academic year 2018 -2019) SEMESTER – IV			
Course Code	**18CS45**	**CIE Marks**	40
Number of Contact Hours/Week	3:0:0	**SEE Marks**	60
Total Number of Contact Hours	40	**Exam Hours**	03
CREDITS –3			

Course Learning Objectives: This course (18CS45) will enable students to:

- Learn fundamental features of object oriented language and JAVA
- Set up Java JDK environment to create, debug and run simple Java programs.
- Create multi-threaded programs and event handling mechanisms.
- Introduce event driven Graphical User Interface (GUI) programming using applets and swings.

Module 1	**Contact Hours**
Introduction to Object Oriented Concepts: A Review of structures, Procedure–Oriented Programming system, Object Oriented Programming System, Comparison of Object Oriented Language with C, Console I/O, variables and reference variables, Function Prototyping, Function Overloading. **Class and Objects:** Introduction, member functions and data, objects and functions. **Text book 1: Ch 1: 1.1 to 1.9 Ch 2: 2.1 to 2.3** **RBT: L1, L2**	08
Module 2	
Class and Objects (contd): Objects and arrays, Namespaces, Nested classes, Constructors, Destructors. **Introduction to Java**: Java's magic: the Byte code; Java Development Kit (JDK); the Java Buzzwords, Object-oriented programming; Simple Java programs. Data types, variables and arrays, Operators, Control Statements. **Text book 1:Ch 2: 2.4 to 2.6Ch 4: 4.1 to 4.2** **Text book 2: Ch:1 Ch: 2 Ch:3 Ch:4 Ch:5** **RBT: L1, L2**	08
Module 3	
Classes, Inheritance,Exception Handling: Classes: Classes fundamentals; Declaring objects; Constructors, this keyword, garbage collection. **Inheritance:** inheritance basics, using super, creating multi level hierarchy, method overriding. **Exception handling:** Exception handling in Java. **Text book 2: Ch:6 Ch: 8 Ch:10** **RBT: L1, L2, L3**	08
Module 4	
Packages and Interfaces: Packages, Access Protection,Importing Packages.Interfaces. **Multi Threaded Programming:**Multi Threaded Programming: What are threads? How to make the classes threadable ; Extending threads; Implementing runnable; Synchronization; Changing state of the thread; Bounded buffer problems, producer consumer problems. **Text book 2: CH: 9 Ch 11:** **RBT: L1, L2, L3**	08
Module 5	
Event Handling: Two event handling mechanisms; The delegation event model; Event classes; Sources of events; Event listener interfaces; Using the delegation event model; Adapter classes; Inner classes.	08

Swings: Swings: The origins of Swing; Two key Swing features; Components and Containers; The Swing Packages; A simple Swing Application; Create a Swing Applet; Jlabel and ImageIcon; JTextField;The Swing Buttons; JTabbedpane; JScrollPane; JList; JComboBox; JTable. **Text book 2: Ch 22: Ch: 29 Ch: 30** **RBT: L1, L2, L3**	

Course Outcomes: The student will be able to :

- Explain the object-oriented concepts and JAVA.
- Develop computer programs to solve real world problems in Java.
- Develop simple GUI interfaces for a computer program to interact with users, and to understand the event-based GUI handling principles using swings.

Question Paper Pattern:

- The question paper will have ten questions.
- Each full Question consisting of 20 marks
- There will be 2 full questions (with a maximum of four sub questions) from each module.
- Each full question will have sub questions covering all the topics under a module.
- The students will have to answer 5 full questions, selecting one full question from each module.

Textbooks:

1. Sourav Sahay, Object Oriented Programming with C++ , 2nd Ed, Oxford University Press,2006
2. Herbert Schildt, Java The Complete Reference, 7th Edition, Tata McGraw Hill, 2007.

Reference Books:

1. Mahesh Bhave and Sunil Patekar, "Programming with Java", First Edition, Pearson Education,2008, ISBN:9788131720806
2. Herbert Schildt, The Complete Reference C++, 4th Edition, Tata McGraw Hill, 2003.
3. Stanley B.Lippmann, Josee Lajore, C++ Primer, 4th Edition, Pearson Education, 2005.
4. Rajkumar Buyya,S Thamarasi selvi, xingchen chu, Object oriented Programming with java, Tata McGraw Hill education private limited.
5. Richard A Johnson, Introduction to Java Programming and OOAD, CENGAGE Learning.
6. E Balagurusamy, Programming with Java A primer, Tata McGraw Hill companies.

Mandatory Note: Every institute shall organize bridge course on C++, either in the vacation or in the beginning of even semester for a minimum period of ten days (2hrs/day). Maintain a copy of the report for verification during LIC visit.

Faculty can utilize open source tools to make teaching and learning more interactive.

DATA COMMUNICATION (Effective from the academic year 2018 -2019) SEMESTER – IV			
Course Code	**18CS46**	**CIE Marks**	40
Number of Contact Hours/Week	3:0:0	**SEE Marks**	60
Total Number of Contact Hours	40	**Exam Hours**	03
CREDITS –3			

Course Learning Objectives: This course (18CS46) will enable students to:

- Comprehend the transmission technique of digital data between two or more computers and a computer network that allows computers to exchange data.
- Explain with the basics of data communication and various types of computer networks;
- Demonstrate Medium Access Control protocols for reliable and noisy channels.
- Expose wireless and wired LANs.

Module 1	**Contact Hours**
Introduction: Data Communications, Networks, Network Types, Internet History, Standards and Administration, **Networks Models**: Protocol Layering, TCP/IP Protocol suite, The OSI model, **Introduction to Physical Layer-1:** Data and Signals**,** Digital Signals, Transmission Impairment, Data Rate limits, Performance. **Textbook1: Ch 1.1 to 1.5, 2.1 to 2.3, 3.1, 3.3 to 3.6** **RBT: L1, L2**	08
Module 2	
Digital Transmission: Digital to digital conversion (Only Line coding: Polar, Bipolar and Manchester coding). **Physical Layer-2:** Analog to digital conversion (only PCM), Transmission Modes, **Analog Transmission**: Digital to analog conversion. **Textbook1: Ch 4.1 to 4.3, 5.1** **RBT: L1, L2**	08
Module 3	
Bandwidth Utilization: Multiplexing and Spread Spectrum, **Switching**: Introduction, Circuit Switched Networks and Packet switching. **Error Detection and Correction**: Introduction, Block coding, Cyclic codes, Checksum, **Textbook1: Ch 6.1, 6.2, 8.1 to 8.3, 10.1 to 10.4** **RBT: L1, L2**	08
Module 4	
Data link control: DLC services, Data link layer protocols, Point to Point protocol (Framing, Transition phases only). **Media Access control**: Random Access, Controlled Access and Channelization, **Introduction to Data-Link Layer:** Introduction, Link-Layer Addressing, ARP **IPv4 Addressing and subnetting:** Classful and CIDR addressing, DHCP, NAT **Textbook1: Ch 9.1, 9.2, 11.1, 11.2 11.4, 12.1 to 12.3, 18.4** **RBT: L1, L2**	08
Module 5	
Wired LANs Ethernet: Ethernet Protocol, Standard Ethernet, Fast Ethernet, Gigabit Ethernet and 10 Gigabit Ethernet, **Wireless LANs:** Introduction, IEEE 802.11 Project and Bluetooth. **Other wireless Networks**: Cellular Telephony	08

Textbook1: Ch 13.1 to 13.5, 15.1 to 15.3, 16.2 **RBT: L1, L2**	

Course Outcomes: The student will be able to :

- Explain the various components of data communication.
- Explain the fundamentals of digital communication and switching.
- Compare and contrast data link layer protocols.
- Summarize IEEE 802.xx standards

Question Paper Pattern:

- The question paper will have ten questions.
- Each full Question consisting of 20 marks
- There will be 2 full questions (with a maximum of four sub questions) from each module.
- Each full question will have sub questions covering all the topics under a module.
- The students will have to answer 5 full questions, selecting one full question from each module.

Textbooks:

1. Behrouz A. Forouzan, Data Communications and Networking 5E, 5th Edition, Tata McGraw-Hill, 2013.

Reference Books:

1. Alberto Leon-Garcia and Indra Widjaja: Communication Networks - Fundamental Concepts and Key architectures, 2nd Edition Tata McGraw-Hill, 2004.
2. William Stallings: Data and Computer Communication, 8th Edition, Pearson Education, 2007.
3. Larry L. Peterson and Bruce S. Davie: Computer Networks – A Systems Approach, 4th Edition, Elsevier, 2007.
4. Nader F. Mir: Computer and Communication Networks, Pearson Education, 2007.

DESIGN AND ANALYSIS OF ALGORITHMS LABORATORY
(Effective from the academic year 2018 -2019)
SEMESTER – IV

Course Code	**18CSL47**	CIE Marks	40
Number of Contact Hours/Week	0:2:2	SEE Marks	60
Total Number of Lab Contact Hours	36	Exam Hours	03

Credits – 2

Course Learning Objectives: This course (18CSL47) will enable students to:

- Design and implement various algorithms in JAVA
- Employ various design strategies for problem solving.
- Measure and compare the performance of different algorithms.

Descriptions (if any):

- Design, develop, and implement the specified algorithms for the following problems using Java language under LINUX /Windows environment. Netbeans / Eclipse or IntellijIdea Community Edition IDE tool can be used for development and demonstration.
- **Installation procedure of the required software must be demonstrated, carried out in groups and documented in the journal.**

Programs List:

1.	
a.	Create a Java class called ***Student*** with the following details as variables within it. (i) USN (ii) Name (iii) Programme (iv) Phone Write a Java program to create *nStudent* objects and print the USN, Name, Programme, and Phoneof these objects with suitable headings.
b.	Write a Java program to implement the Stack using arrays. Write Push(), Pop(), and Display() methods to demonstrate its working.
2.	
a.	Design a superclass called ***Staff*** with details as StaffId, Name, Phone, Salary. Extend this class by writing three subclasses namely ***Teaching*** (domain, publications), ***Technical*** (skills), and ***Contract*** (period). Write a Java program to read and display at least 3 *staff* objects of all three categories.
b.	Write a Java class called ***Customer*** to store their name and date_of_birth. The date_of_birth format should be dd/mm/yyyy. Write methods to read customer data as <name, dd/mm/yyyy> and display as <name, dd, mm, yyyy> using StringTokenizer class considering the delimiter character as "/".
3.	
a.	Write a Java program to read two integers *a* and*b*. Compute *a*/*b* and print, when *b* is not zero. Raise an exception when *b* is equal to zero.
b.	Write a Java program that implements a multi-thread application that has three threads. First thread generates a random integer for every 1 second; second thread computes the square of the number andprints; third thread will print the value of cube of the number.
4.	Sort a given set of ***n*** integer elements using **Quick Sort** method and compute its time complexity. Run the program for varied values of *n*> 5000 and record the time taken to sort. Plot a graph of the time taken versus ***n***on graph sheet. The elements can be read from a file or can be generated using the random number generator. Demonstrate using Java how the divide-and-conquer method works along with its time complexity analysis: worst case, average case and best case.
5.	Sort a given set of ***n*** integer elements using **Merge Sort** method and compute its time

	complexity. Run the program for varied values of *n*> 5000, and record the time taken to sort. Plot a graph of the time taken versus ***n***on graph sheet. The elements can be read from a file or can be generated using the random number generator. Demonstrate using Java how the divide-and-conquer method works along with its time complexity analysis: worst case, average case and best case.
6.	Implement in Java, the **0/1 Knapsack** problem using (a) Dynamic Programming method (b) Greedy method.
7.	From a given vertex in a weighted connected graph, find shortest paths to other vertices using **Dijkstra's algorithm**. Write the program in Java.
8.	Find Minimum Cost Spanning Tree of a given connected undirected graph using **Kruskal'salgorithm.** Use Union-Find algorithms in your program
9.	Find Minimum Cost Spanning Tree of a given connected undirected graph using **Prim's algorithm**.
10.	Write Java programs to (a) Implement All-Pairs Shortest Paths problem using **Floyd's algorithm**. (b) Implement **Travelling Sales Person problem** using Dynamic programming.
11.	Design and implement in Java to find a **subset** of a given set **S** = {Sl, S2,.....,Sn} of ***n*** positive integers whose SUM is equal to a given positive integer ***d***. For example, if S ={1, 2, 5, 6, 8} and ***d***= 9, there are two solutions {1,2,6}and {1,8}. Display a suitable message, if the given problem instance doesn't have a solution.
12.	Design and implement in Java to find all **Hamiltonian Cycles** in a connected undirected Graph G of *n* vertices using backtracking principle.

Laboratory Outcomes: The student should be able to:

- Design algorithms using appropriate design techniques (brute-force, greedy, dynamic programming, etc.)
- Implement a variety of algorithms such assorting, graph related, combinatorial, etc., in a high level language.
- Analyze and compare the performance of algorithms using language features.
- Apply and implement learned algorithm design techniques and data structuresto solve real-world problems.

Conduct of Practical Examination:

- Experiment distribution
  - For laboratories having only one part: Students are allowed to pick one experiment from the lot with equal opportunity.
  - For laboratories having PART A and PART B: Students are allowed to pick one experiment from PART A and one experiment from PART B, with equal opportunity.
- Change of experiment is allowed only once and marks allotted for procedure to be made zero of the changed part only.
- Marks Distribution *(Courseed to change in accoradance with university regulations)*
  - e) For laboratories having only one part – Procedure + Execution + Viva-Voce: 15+70+15 = 100 Marks
  - f) For laboratories having PART A and PART B
    - i. Part A – Procedure + Execution + Viva = 6 + 28 + 6 = 40 Marks
    - ii. Part B – Procedure + Execution + Viva = 9 + 42 + 9 = 60 Marks

MICROCONTROLLER AND EMBEDDED SYSTEMS LABORATORY
(Effective from the academic year 2018 -2019)
SEMESTER – IV

Course Code	**18CSL48**	**CIE Marks**	40
Number of Contact Hours/Week	0:2:2	**SEE Marks**	60
Total Number of Lab Contact Hours	36	**Exam Hours**	03

Credits – 2

Course Learning Objectives: This course (18CSL48) will enable students to:

- Develop and test Program using ARM7TDMI/LPC2148
- Conduct the experiments on an ARM7TDMI/LPC2148 evaluation board using evaluation version of Embedded 'C' & Keil Uvision-4 tool/compiler.

Descriptions (if any):

Programs List:

PART A Conduct the following experiments by writing program using ARM7TDMI/LPC2148 using an evaluation board/simulator and the required software tool.

1.	Write a program to multiply two 16 bit binary numbers.
2.	Write a program to find the sum of first 10 integer numbers.
3.	Write a program to find factorial of a number.
4.	Write a program to add an array of 16 bit numbers and store the 32 bit result in internal RAM
5.	Write a program to find the square of a number (1 to 10) using look-up table.
6.	Write a program to find the largest/smallest number in an array of 32 numbers .
7.	Write a program to arrange a series of 32 bit numbers in ascending/descending order.
8.	Write a program to count the number of ones and zeros in two consecutive memory locations.

PART –B Conduct the following experiments on an ARM7TDMI/LPC2148 evaluation board using evaluation version of Embedded 'C' & Keil Uvision-4 tool/compiler.

9.	Display “Hello World” message using Internal UART.
10.	Interface and Control a DC Motor.
11.	Interface a Stepper motor and rotate it in clockwise and anti-clockwise direction.
12.	Determine Digital output for a given Analog input using Internal ADC of ARM controller.
13.	Interface a DAC and generate Triangular and Square waveforms.
14.	Interface a 4x4 keyboard and display the key code on an LCD.
15.	Demonstrate the use of an external interrupt to toggle an LED On/Off.
16.	Display the Hex digits 0 to F on a 7-segment LED interface, with an appropriate delay in between

Laboratory Outcomes: The student should be able to:

- Develop and test program using ARM7TDMI/LPC2148
- Conduct the following experiments on an ARM7TDMI/LPC2148 evaluation board using evaluation version of Embedded 'C' & Keil Uvision-4 tool/compiler.

Conduct of Practical Examination:

- Experiment distribution
  - For laboratories having only one part: Students are allowed to pick one experiment from the lot with equal opportunity.
  - For laboratories having PART A and PART B: Students are allowed to pick one experiment from PART A and one experiment from PART B, with equal opportunity.
- Change of experiment is allowed only once and marks allotted for procedure to be made zero of the changed part only.
- Marks Distribution *(Courseed to change in accoradance with university regulations)*
  g) For laboratories having only one part – Procedure + Execution + Viva-Voce: 15+70+15 =

100 Marks

h) For laboratories having PART A and PART B
   i. Part A – Procedure + Execution + Viva = 6 + 28 + 6 = 40 Marks
   ii. Part B – Procedure + Execution + Viva = 9 + 42 + 9 = 60 Marks

B. E. Common to all Programmes
Outcome Based Education (OBE) and Choice Based Credit System (CBCS)
SEMESTER - IV

ADDITIONAL MATHEMATICS – II

(Mandatory Learning Course: Common to All Programmes)
(A Bridge course for Lateral Entry students under Diploma quota to BE/B. Tech. programmes)

Course Code	**18MATDIP41**	CIE Marks	40
Teaching Hours/Week (L:T:P)	(2:1:0)	SEE Marks	60
Credits	**0**	Exam Hours	03

Course Learning Objectives:

- To provide essential concepts of linear algebra, second & higher order differential equations along with methods to solve them.
- To provide an insight into elementary probability theory and numerical methods.

Module-1

Linear Algebra: Introduction - rank of matrix by elementary row operations - Echelon form. Consistency of system of linear equations - Gauss elimination method. Eigen values and Eigen vectors of a square matrix. Problems.

Module-2

Numerical Methods: Finite differences. Interpolation/extrapolation using Newton's forward and backward difference formulae (Statements only)-problems. Solution of polynomial and transcendental equations – Newton-Raphson and Regula-Falsi methods (only formulae)- Illustrative examples. Numerical integration: Simpson's one third rule and Weddle's rule (without proof) Problems.

Module-3

Higher order ODE's: Linear differential equations of second and higher order equations with constant coefficients. Homogeneous /non-homogeneous equations. Inverse differential operators.*[Particular Integral restricted to* $R(x)= e^{ax}, \sin ax/\cos ax$ *for* $f(D)y = R(x)$.]

Module-4

Partial Differential Equations (PDE's):- Formation of PDE's by elimination of arbitrary constants and functions. Solution of non-homogeneous PDE by direct integration. Homogeneous PDEs involving derivative with respect to one independent variable only.

Module-5

Probability: Introduction. Sample space and events. Axioms of probability. Addition & multiplication theorems. Conditional probability, Bayes's theorem, problems.

Course Outcomes: At the end of the course the student will be able to:
CO1: Solve systems of linear equations using matrix algebra.
CO2: Apply the knowledge of numerical methods in modelling and solving engineering problems.
CO3: Make use of analytical methods to solve higher order differential equations.
CO4: Classify partial differential equations and solve them by exact methods.
CO5: Apply elementary probability theory and solve related problems.

Question paper pattern:

- The question paper will have ten full questions carrying equal marks.
- Each full question will be for 20 marks.
- There will be two full questions (with a maximum of four sub- questions) from each module.
- Each full question will have sub- question covering all the topics under a module.
- The students will have to answer five full questions, selecting one full question from each module.

Sl No	Title of the Book	Name of the Author/s	Name of the Publisher	Edition and Year
Textbook				
1	Higher Engineering Mathematics	B.S. Grewal	Khanna Publishers	43rd Edition, 2015
Reference Books				
1	Advanced Engineering Mathematics	E. Kreyszig	John Wiley & Sons	10th Edition, 2015
2	Engineering Mathematics	N. P. Bali and Manish Goyal	Laxmi Publishers	7th Edition, 2007
3	Engineering Mathematics Vol. I	Rohit Khurana	Cengage Learning	1st Edition, 2015

MANAGEMENT AND ENTREPRENEURSHIP FOR IT INDUSTRY (Effective from the academic year 2018 -2019) SEMESTER – V			
Course Code	**18CS51**	**CIE Marks**	40
Number of Contact Hours/Week	2:2:0	**SEE Marks**	60
Total Number of Contact Hours	40	**Exam Hours**	03
CREDITS – 03			

Course Learning Objectives: This course (18CS51) will enable students to:

- Explain the principles of management, organization and entrepreneur.
- Discuss on planning, staffing, ERP and their importance
- Infer the importance of intellectual property rights and relate the institutional support

Module – 1	**Contact Hours**
Introduction - Meaning, nature and characteristics of management, scope and Functional areas of management, goals of management, levels of management, brief overview of evolution of management theories,. Planning- Nature, importance, types of plans, steps in planning, Organizing- nature and purpose, types of Organization, Staffing- meaning, process of recruitment and selection **RBT: L1, L2**	08
Module – 2	
Directing and controlling- meaning and nature of directing, leadership styles, motivation Theories, Communication- Meaning and importance, Coordination- meaning and importance, Controlling- meaning, steps in controlling, methods of establishing control. **RBT: L1, L2**	08
Module – 3	
Entrepreneur – meaning of entrepreneur, characteristics of entrepreneurs, classification and types of entrepreneurs, various stages in entrepreneurial process, role of entrepreneurs in economic development, entrepreneurship in India and barriers to entrepreneurship. Identification of business opportunities, market feasibility study, technical feasibility study, financial feasibility study and social feasibility study. **RBT: L1, L2**	08
Module – 4	
Preparation of project and ERP - meaning of project, project identification, project selection, project report, need and significance of project report, contents, formulation, guidelines by planning commission for project report, **Enterprise Resource Planning: Meaning and Importance- ERP** and Functional areas of Management – Marketing / Sales- Supply Chain Management – Finance and Accounting – Human Resources – Types of reports and methods of report generation **RBT: L1, L2**	08
Module – 5	
Micro and Small Enterprises: Definition of micro and small enterprises, characteristics and advantages of micro and small enterprises, steps in establishing micro and small enterprises, Government of India indusial policy 2007 on micro and small enterprises, case study (Microsoft), Case study(Captain G R Gopinath),case study (N R Narayana Murthy & Infosys), **Institutional support:** MSME-DI, NSIC, SIDBI, KIADB, KSSIDC, TECSOK, KSFC, DIC and District level single window agency, **Introduction to IPR.**	08

RBT: L1, L2	
Course outcomes: The students should be able to:	
• Define management, organization, entrepreneur, planning, staffing, ERP and outline their importance in entrepreneurship • Utilize the resources available effectively through ERP • Make use of IPRs and institutional support in entrepreneurship	
Question Paper Pattern:	
• The question paper will have ten questions. • Each full Question consisting of 20 marks • There will be 2 full questions (with a maximum of four sub questions) from each module. • Each full question will have sub questions covering all the topics under a module. • The students will have to answer 5 full questions, selecting one full question from each module.	
Textbooks:	
1. Principles of Management -P. C. Tripathi, P. N. Reddy; Tata McGraw Hill, 4th / 6th Edition, 2010. 2. Dynamics of Entrepreneurial Development & Management -Vasant Desai Himalaya Publishing House. 3. Entrepreneurship Development -Small Business Enterprises -Poornima M Charantimath Pearson Education – 2006. 4. Management and Entrepreneurship - Kanishka Bedi- Oxford University Press-2017	
Reference Books:	
1. Management Fundamentals -Concepts, Application, Skill Development Robert Lusier – Thomson. 2. Entrepreneurship Development -S S Khanka -S Chand & Co. 3. Management -Stephen Robbins -Pearson Education /PHI -17th Edition, 2003	

COMPUTER NETWORKS AND SECURITY (Effective from the academic year 2018 -2019) SEMESTER – V			
Course Code	**18CS52**	**CIE Marks**	40
Number of Contact Hours/Week	3:2:0	**SEE Marks**	60
Total Number of Contact Hours	50	**Exam Hours**	03
CREDITS –4			

Course Learning Objectives: This course (18CS52) will enable students to:

- Demonstration of application layer protocols
- Discuss transport layer services and understand UDP and TCP protocols
- Explain routers, IP and Routing Algorithms in network layer
- Disseminate the Wireless and Mobile Networks covering IEEE 802.11 Standard
- Illustrate concepts of Multimedia Networking, Security and Network Management

Module 1	**Contact Hours**
Application Layer: Principles of Network Applications: Network Application Architectures, Processes Communicating, Transport Services Available to Applications, Transport Services Provided by the Internet, Application-Layer Protocols. The Web and HTTP: Overview of HTTP, Non-persistent and Persistent Connections, HTTP Message Format, User-Server Interaction: Cookies, Web Caching, The Conditional GET, File Transfer: FTP Commands & Replies, Electronic Mail in the Internet: SMTP, Comparison with HTTP, Mail Message Format, Mail Access Protocols, DNS; The Internet's Directory Service: Services Provided by DNS, Overview of How DNS Works, DNS Records and Messages, Peer-to-Peer Applications: P2P File Distribution, Distributed Hash Tables, Socket Programming: creating Network Applications: Socket Programming with UDP, Socket Programming with TCP. **T1: Chap 2** **RBT: L1, L2, L3**	10
Module 2	
Transport Layer : Introduction and Transport-Layer Services: Relationship Between Transport and Network Layers, Overview of the Transport Layer in the Internet, Multiplexing and Demultiplexing: Connectionless Transport: UDP,UDP Segment Structure, UDP Checksum, Principles of Reliable Data Transfer: Building a Reliable Data Transfer Protocol, Pipelined Reliable Data Transfer Protocols, Go-Back-N, Selective repeat, Connection-Oriented Transport TCP: The TCP Connection, TCP Segment Structure, Round-Trip Time Estimation and Timeout, Reliable Data Transfer, Flow Control, TCP Connection Management, Principles of Congestion Control: The Causes and the Costs of Congestion, Approaches to Congestion Control, Network-assisted congestion-control example, ATM ABR Congestion control, TCP Congestion Control: Fairness. **T1: Chap 3** **RBT: L1, L2, L3**	10
Module 3	
The Network layer: What's Inside a Router?: Input Processing, Switching, Output Processing, Where Does Queuing Occur? Routing control plane, IPv6,A Brief foray into IP Security, Routing Algorithms: The Link-State (LS) Routing Algorithm, The Distance-Vector (DV) Routing Algorithm, Hierarchical Routing, Routing in the Internet, Intra-AS Routing in the Internet: RIP, Intra-AS Routing in the Internet: OSPF, Inter/AS Routing: BGP, Broadcast Routing Algorithms and Multicast. **T1: Chap 4: 4.3-4.7** **RBT: L1, L2, L3**	10

Module 4	
Network Security:Overview of Network Security:Elements of Network Security , Classification of Network Attacks ,Security Methods ,Symmetric-Key Cryptography :Data Encryption Standard (DES),Advanced Encryption Standard (AES) , Public-Key Cryptography :RSA Algorithm ,Diffie-Hellman Key-Exchange Protocol , Authentication :Hash Function , Secure Hash Algorithm (SHA) , Digital Signatures , Firewalls and Packet Filtering ,Packet Filtering , Proxy Server . **Textbook2: Chapter 10** **RBT: L1, L2, L3**	10
Module 5	
Multimedia Networking: Properties of video, properties of Audio, Types of multimedia Network Applications, Streaming stored video: UDP Streaming, HTTP Streaming, Adaptive streaming and DASH, content distribution Networks Voice-over-IP :Limitations of the Best-Effort IP Service ,Removing Jitter at the Receiver for Audio ,Recovering from Packet Loss Protocols for Real-Time Conversational Applications , RTP , SIP **Textbook11: Chap 7** **RBT: L1, L2, L3**	10

Course Outcomes: The student will be able to :

- Explain principles of application layer protocols
- Recognize transport layer services and infer UDP and TCP protocols
- Classify routers, IP and Routing Algorithms in network layer
- Understand the Wireless and Mobile Networks covering IEEE 802.11 Standard
- Describe Multimedia Networking and Network Management

Question Paper Pattern:

- The question paper will have ten questions.
- Each full Question consisting of 20 marks
- There will be 2 full questions (with a maximum of four sub questions) from each module.
- Each full question will have sub questions covering all the topics under a module.
- The students will have to answer 5 full questions, selecting one full question from each module.

Textbooks:

1. James F Kurose and Keith W Ross, Computer Networking, A Top-Down Approach, Sixth edition, Pearson,2017 .
2. Nader F Mir, Computer and Communication Networks, 2nd Edition, Pearson, 2014.

Reference Books:

1. Behrouz A Forouzan, Data and Communications and Networking, Fifth Edition, McGraw Hill, Indian Edition
2. Larry L Peterson and Brusce S Davie, Computer Networks, fifth edition, ELSEVIER
3. Andrew S Tanenbaum, Computer Networks, fifth edition, Pearson
4. Mayank Dave, Computer Networks, Second edition, Cengage Learning

DATABASE MANAGEMENT SYSTEM (Effective from the academic year 2018 -2019) SEMESTER – V			
Course Code	**18CS53**	**CIE Marks**	40
Number of Contact Hours/Week	3:2:0	**SEE Marks**	60
Total Number of Contact Hours	50	**Exam Hours**	03
CREDITS –4			

Course Learning Objectives: This course (18CS53) will enable students to:

- Provide a strong foundation in database concepts, technology, and practice.
- Practice SQL programming through a variety of database problems.
- Demonstrate the use of concurrency and transactions in database
- Design and build database applications for real world problems.

Module 1	**Contact Hours**
Introduction to Databases: Introduction, Characteristics of database approach, Advantages of using the DBMS approach, History of database applications. **Overview of Database Languages and Architectures:** Data Models, Schemas, and Instances. Three schema architecture and data independence, database languages, and interfaces, The Database System environment. **Conceptual Data Modelling using Entities and Relationships:** Entity types, Entity sets, attributes, roles, and structural constraints, Weak entity types, ER diagrams, examples, Specialization and Generalization. **Textbook 1:Ch 1.1 to 1.8, 2.1 to 2.6, 3.1 to 3.10** **RBT: L1, L2, L3**	10
Module 2	
Relational Model: Relational Model Concepts, Relational Model Constraints and relational database schemas, Update operations, transactions, and dealing with constraint violations. **Relational Algebra:** Unary and Binary relational operations, additional relational operations (aggregate, grouping, etc.) Examples of Queries in relational algebra. **Mapping Conceptual Design into a Logical Design:** Relational Database Design using ER-to-Relational mapping. **SQL:** SQL data definition and data types, specifying constraints in SQL, retrieval queries in SQL, INSERT, DELETE, and UPDATE statements in SQL, Additional features of SQL. **Textbook 1: Ch4.1 to 4.5, 5.1 to 5.3, 6.1 to 6.5, 8.1; Textbook 2: 3.5** **RBT: L1, L2, L3**	10
Module 3	
SQL : Advances Queries: More complex SQL retrieval queries, Specifying constraints as assertions and action triggers, Views in SQL, Schema change statements in SQL. **Database Application Development:** Accessing databases from applications, An introduction to JDBC, JDBC classes and interfaces, SQLJ, Stored procedures, Case study: The internet Bookshop. **Internet Applications:** The three-Tier application architecture, The presentation layer, The Middle Tier **Textbook 1: Ch7.1 to 7.4; Textbook 2: 6.1 to 6.6, 7.5 to 7.7.** **RBT: L1, L2, L3**	10
Module 4	
Normalization: Database Design Theory – Introduction to Normalization using Functional and Multivalued Dependencies: Informal design guidelines for relation schema, Functional Dependencies, Normal Forms based on Primary Keys, Second and Third Normal Forms, Boyce-Codd Normal Form, Multivalued Dependency and Fourth Normal Form, Join Dependencies and Fifth Normal Form. **Normalization Algorithms:** Inference Rules, Equivalence, and Minimal Cover, Properties of Relational Decompositions, Algorithms for Relational Database Schema Design, Nulls, Dangling tuples, and alternate Relational	10

Designs, Further discussion of Multivalued dependencies and 4NF, Other dependencies and Normal Forms **Textbook 1: Ch14.1 to 14.7, 15.1 to 15.6** **RBT: L1, L2, L3**	
Module 5	
Transaction Processing: Introduction to Transaction Processing, Transaction and System concepts, Desirable properties of Transactions, Characterizing schedules based on recoverability, Characterizing schedules based on Serializability, Transaction support in SQL. **Concurrency Control in Databases:** Two-phase locking techniques for Concurrency control, Concurrency control based on Timestamp ordering, Multiversion Concurrency control techniques, Validation Concurrency control techniques, Granularity of Data items and Multiple Granularity Locking. **Introduction to Database Recovery Protocols:** Recovery Concepts, NO-UNDO/REDO recovery based on Deferred update, Recovery techniques based on immediate update, Shadow paging, Database backup and recovery from catastrophic failures **Textbook 1: 20.1 to 20.6, 21.1 to 21.7, 22.1 to 22.4, 22.7.** **RBT: L1, L2, L3**	10

Course Outcomes: The student will be able to :

- Identify, analyze and define database objects, enforce integrity constraints on a database using RDBMS.
- Use Structured Query Language (SQL) for database manipulation.
- Design and build simple database systems
- Develop application to interact with databases.

Question Paper Pattern:

- The question paper will have ten questions.
- Each full Question consisting of 20 marks
- There will be 2 full questions (with a maximum of four sub questions) from each module.
- Each full question will have sub questions covering all the topics under a module.
- The students will have to answer 5 full questions, selecting one full question from each module.

Textbooks:

1. Fundamentals of Database Systems, Ramez Elmasri and Shamkant B. Navathe, 7th Edition, 2017, Pearson.
2. Database management systems, Ramakrishnan, and Gehrke, 3rd Edition, 2014, McGraw Hill

Reference Books:

1. Silberschatz Korth and Sudharshan, Database System Concepts, 6th Edition, Mc-GrawHill, 2013.
2. Coronel, Morris, and Rob, Database Principles Fundamentals of Design, Implementation and Management, Cengage Learning 2012.

AUTOMATA THEORY AND COMPUTABILITY (Effective from the academic year 2018 -2019) SEMESTER – V			
Course Code	18CS54	**CIE Marks**	40
Number of Contact Hours/Week	3:0:0	**SEE Marks**	60
Total Number of Contact Hours	40	**Exam Hours**	03
CREDITS –3			

Course Learning Objectives: This course (18CS54) will enable students to:

- Introduce core concepts in Automata and Theory of Computation
- Identify different Formal language Classes and their Relationships
- Design Grammars and Recognizers for different formal languages
- Prove or disprove theorems in automata theory using their properties
- Determine the decidability and intractability of Computational problems

Module 1	**Contact Hours**
Why study the Theory of Computation, Languages and Strings: Strings, Languages. A Language Hierarchy, Computation, **Finite State Machines (FSM)**: Deterministic FSM, Regular languages, Designing FSM, Nondeterministic FSMs, From FSMs to Operational Systems, Simulators for FSMs, Minimizing FSMs, Canonical form of Regular languages, Finite State Transducers, Bidirectional Transducers. **Textbook 1: Ch 1,2, 3,4, 5.1 to 5.10** **RBT: L1, L2**	08
Module 2	
Regular Expressions (RE): what is a RE?, Kleene's theorem, Applications of REs, Manipulating and Simplifying REs. Regular Grammars: Definition, Regular Grammars and Regular languages. Regular Languages (RL) and Non-regular Languages: How many RLs, To show that a language is regular, Closure properties of RLs, to show some languages are not RLs. **Textbook 1: Ch 6, 7, 8: 6.1 to 6.4, 7.1, 7.2, 8.1 to 8.4** **RBT: L1, L2, L3**	08
Module 3	
Context-Free Grammars(CFG): Introduction to Rewrite Systems and Grammars, CFGs and languages, designing CFGs, simplifying CFGs, proving that a Grammar is correct, Derivation and Parse trees, Ambiguity, Normal Forms. Pushdown Automata (PDA): Definition of non-deterministic PDA, Deterministic and Non-deterministic PDAs, Non-determinism and Halting, alternative equivalent definitions of a PDA, alternatives that are not equivalent to PDA. **Textbook 1: Ch 11, 12: 11.1 to 11.8, 12.1, 12.2, 12,4, 12.5, 12.6** **RBT: L1, L2, L3**	08
Module 4	
Algorithms and Decision Procedures for CFLs: Decidable questions, Un-decidable questions. **Turing Machine**: Turing machine model, Representation, Language acceptability by TM, design of TM, Techniques for TM construction. Variants of Turing Machines (TM), The model of Linear Bounded automata. **Textbook 1: Ch 14: 14.1, 14.2, Textbook 2: Ch 9.1 to 9.8** **RBT: L1, L2, L3**	08
Module 5	
Decidability: Definition of an algorithm, decidability, decidable languages, Undecidable languages, halting problem of TM, Post correspondence problem. Complexity: Growth rate	08

of functions, the classes of P and NP, Quantum Computation: quantum computers, Church-Turing thesis. **Applications:** G.1 Defining syntax of programming language, Appendix J: Security **Textbook 2: 10.1 to 10.7, 12.1, 12.2, 12.8, 12.8.1, 12.8.2** **Textbook 1: Appendix: G.1(only), J.1 & J.2** **RBT: L1, L2, L3**	

Course Outcomes: The student will be able to :

- Acquire fundamental understanding of the core concepts in automata theory and Theory of Computation
- Learn how to translate between different models of Computation (e.g., Deterministic and Non-deterministic and Software models).
- Design Grammars and Automata (recognizers) for different language classes and become knowledgeable about restricted models of Computation (Regular, Context Free) and their relative powers.
- Develop skills in formal reasoning and reduction of a problem to a formal model, with an emphasis on semantic precision and conciseness.
- Classify a problem with respect to different models of Computation.

Question Paper Pattern:

- The question paper will have ten questions.
- Each full Question consisting of 20 marks
- There will be 2 full questions (with a maximum of four sub questions) from each module.
- Each full question will have sub questions covering all the topics under a module.
- The students will have to answer 5 full questions, selecting one full question from each module.

Textbooks:

1. Elaine Rich, Automata, Computability and Complexity, 1st Edition, Pearson education,2012/2013
2. K L P Mishra, N Chandrasekaran , 3rd Edition, Theory of Computer Science, PhI, 2012.

Reference Books:

1. John E Hopcroft, Rajeev Motwani, Jeffery D Ullman, Introduction to AutomataTheory, Languages, and Computation, 3rd Edition, Pearson Education, 2013
2. Michael Sipser : Introduction to the Theory of Computation, 3rd edition, Cengage learning,2013
3. John C Martin, Introduction to Languages and The Theory of Computation, 3rd Edition, Tata McGraw –Hill Publishing Company Limited, 2013
4. Peter Linz, "An Introduction to Formal Languages and Automata", 3rd Edition, Narosa Publishers, 1998
5. Basavaraj S. Anami, Karibasappa K G, Formal Languages and Automata theory, Wiley India, 2012
6. C K Nagpal, Formal Languages and Automata Theory, Oxford University press, 2012.

Faculty can utilize open source tools (like JFLAP) to make teaching and learning more interactive.

APPLICATION DEVELOPMENT USING PYTHON
[(Effective from the academic year 2018 -2019)
SEMESTER – V

Course Code	**18CS55**	**IA Marks**	40
Number of Lecture Hours/Week	03	**Exam Marks**	60
Total Number of Lecture Hours	40	**Exam Hours**	03

CREDITS – 03

Course Learning Objectives: This course (18CS55) will enable students to

- Learn the syntax and semantics of Python programming language.
- Illustrate the process of structuring the data using lists, tuples and dictionaries.
- Demonstrate the use of built-in functions to navigate the file system.
- Implement the Object Oriented Programming concepts in Python.
- Appraise the need for working with various documents like Excel, PDF, Word and Others.

Module – 1	**Teaching Hours**
Python Basics, Entering Expressions into the Interactive Shell, The Integer, Floating-Point, and String Data Types, String Concatenation and Replication, Storing Values in Variables, Your First Program, Dissecting Your Program,**Flow control,** Boolean Values, Comparison Operators, Boolean Operators,Mixing Boolean and Comparison Operators, Elements of Flow Control, Program Execution, Flow Control Statements, Importing Modules,Ending a Program Early with sys.exit(), **Functions,** def Statements with Parameters, Return Values and return Statements,The None Value, Keyword Arguments and print(), Local and Global Scope, The global Statement, Exception Handling, A Short Program: Guess the Number **Textbook 1: Chapters 1 – 3** **RBT: L1, L2**	08
Module – 2	
Lists, The List Data Type, Working with Lists, Augmented Assignment Operators, Methods, Example Program: Magic 8 Ball with a List, List-like Types: Strings and Tuples,References, **Dictionaries and Structuring Data,** The Dictionary Data Type, Pretty Printing, Using Data Structures to Model Real-World Things, **Manipulating Strings,** Working with Strings, Useful String Methods, Project: Password Locker, Project: Adding Bullets to Wiki Markup **Textbook 1: Chapters 4 – 6** **RBT: L1, L2, L3**	08
Module – 3	
Pattern Matching with Regular Expressions, Finding Patterns of Text Without Regular Expressions, Finding Patterns of Text with Regular Expressions,More Pattern Matching with Regular Expressions, Greedy and Nongreedy Matching, The findall() Method, Character Classes, Making Your Own Character Classes, The Caret and Dollar Sign Characters, The Wildcard Character, Review of Regex Symbols, Case-Insensitive Matching, Substituting Strings with the sub() Method, Managing Complex Regexes, Combining re .IGNORECASE, re .DOTALL, and re .VERBOSE, Project: Phone Number and Email Address Extractor, **Reading and Writing Files,** Files and File Paths, The os.path Module, The File Reading/Writing Process, Saving Variables with the shelve Module,Saving Variables with the pprint.pformat() Function, Project: Generating Random Quiz Files, Project: Multiclipboard, **Organizing Files,** The shutil Module, Walking a Directory Tree, Compressing Files with the zipfile Module, Project: Renaming Files with American-Style Dates to European-Style Dates,Project: Backing Up a Folder into a ZIP File, **Debugging,** Raising Exceptions, Getting the Traceback as a String, Assertions, Logging, IDLE's Debugger. **Textbook 1: Chapters 7 – 10**	08

RBT: L1, L2, L3	
Module – 4	
Classes and objects, Programmer-defined types, Attributes, Rectangles, Instances as return values, Objects are mutable, Copying, **Classes and functions,** Time, Pure functions, Modifiers, Prototyping versus planning, **Classes and methods,** Object-oriented features, Printing objects, Another example, A more complicated example,The init method, The __str__ method, Operator overloading, Type-based dispatch, Polymorphism, Interface and implementation,**Inheritance,** Card objects, Class attributes, Comparing cards, Decks, Printing the deck, Add, remove, shuffle and sort, Inheritance, Class diagrams, Data encapsulation **Textbook 2: Chapters 15 – 18** **RBT: L1, L2, L3**	08
Module – 5	
Web Scraping, Project: MAPIT.PY with the webbrowser Module, Downloading Files from the Web with the requests Module, Saving Downloaded Files to the Hard Drive, HTML, Parsing HTML with the BeautifulSoup Module, Project: "I'm Feeling Lucky" Google Search,Project: Downloading All XKCD Comics, Controlling the Browser with the selenium Module, **Working with Excel Spreadsheets,** Excel Documents, Installing the openpyxl Module, Reading Excel Documents, Project: Reading Data from a Spreadsheet, Writing Excel Documents, Project: Updating a Spreadsheet, Setting the Font Style of Cells, Font Objects, Formulas, Adjusting Rows and Columns, Charts, **Working with PDF and Word Documents,** PDF Documents, Project: Combining Select Pages from Many PDFs, Word Documents, **Working with CSV files and JSON data,** The csv Module, Project: Removing the Header from CSV Files, JSON and APIs, The json Module, Project: Fetching Current Weather Data **Textbook 1: Chapters 11 – 14** **RBT: L1, L2, L3**	08

Course Outcomes: After studying this course, students will be able to

- Demonstrate proficiency in handling of loops and creation of functions.
- Identify the methods to create and manipulate lists, tuples and dictionaries.
- Discover the commonly used operations involving regular expressions and file system.
- Interpret the concepts of Object-Oriented Programming as used in Python.
- Determine the need for scraping websites and working with CSV, JSON and other file formats.

Question paper pattern:

- The question paper will have ten questions.
- Each full Question consisting of 20 marks
- There will be 2 full questions (with a maximum of four sub questions) from each module.
- Each full question will have sub questions covering all the topics under a module.
- The students will have to answer 5 full questions, selecting one full question from each module.

Text Books:

1. Al Sweigart,**"Automate the Boring Stuff with Python",**1st Edition, No Starch Press, 2015. (Available under CC-BY-NC-SA license at https://automatetheboringstuff.com/)
   (Chapters 1 to 18)
2. Allen B. Downey, **"Think Python: How to Think Like a Computer Scientist",** 2nd Edition, Green Tea Press, 2015. (Available under CC-BY-NC license at http://greenteapress.com/thinkpython2/thinkpython2.pdf)
   (Chapters 13, 15, 16, 17, 18) (Download pdf/html files from the above links)

Reference Books:

1. Gowrishankar S, Veena A, **"Introduction to Python Programming",** 1st Edition, CRC Press/Taylor & Francis, 2018. ISBN-13: 978-0815394372

2. Jake VanderPlas, **"Python Data Science Handbook: Essential Tools for Working with Data",** 1st Edition, O'Reilly Media, 2016. ISBN-13: 978-1491912058
3. Charles Dierbach, **"Introduction to Computer Science Using Python",** 1st Edition, Wiley India Pvt Ltd, 2015. ISBN-13: 978-8126556014
4. Wesley J Chun, **"Core Python Applications Programming",** 3rd Edition, Pearson Education India, 2015. ISBN-13: 978-9332555365

UNIX PROGRAMMING (Effective from the academic year 2018 -2019) SEMESTER – V			
Course Code	**18CS56**	**CIE Marks**	40
Number of Contact Hours/Week	3:0:0	**SEE Marks**	60
Total Number of Contact Hours	40	**Exam Hours**	03
CREDITS – 3			

Course Learning Objectives: This course (18CS56) will enable students to

- Interpret the features of UNIX and basic commands.
- Demonstrate different UNIX files and permissions
- Implement shell programs.
- Explain UNIX process, IPC and signals.

Module 1	**Contact Hours**
Introduction: Unix Components/Architecture. Features of Unix. The UNIX Environment and UNIX Structure, Posix and Single Unix specification. General features of Unix commands/ command structure. Command arguments and options. Basic Unix commands such as echo, printf, ls, who, date,passwd, cal, Combining commands. Meaning of Internal and external commands. The type command: knowing the type of a command and locating it. The root login. Becoming the super user: su command. **Unix files:** Naming files. Basic file types/categories. Organization of files. Hidden files. Standard directories. Parent child relationship. The home directory and the HOME variable. Reaching required files- the PATH variable, manipulating the PATH, Relative and absolute pathnames. Directory commands – pwd, cd, mkdir, rmdir commands. The dot (.) and double dots (..) notations to represent present and parent directories and their usage in relative path names. File related commands – cat, mv, rm, cp, wc and od commands. **RBT: L1, L2**	08
Module 2	
File attributes and permissions: The ls command with options. Changing file permissions: the relative and absolute permissions changing methods. Recursively changing file permissions. Directory permissions. **The shells interpretive cycle:** Wild cards. Removing the special meanings of wild cards. Three standard files and redirection. **Connecting commands:** Pipe. Basic and Extended regular expressions. The grep, egrep. Typical examples involving different regular expressions. **Shell programming:** Ordinary and environment variables. The .profile. Read and readonly commands. Command line arguments. exit and exit status of a command. Logical operators for conditional execution. The test command and its shortcut. The if, while, for and case control statements. The set and shift commands and handling positional parameters. The here (<<) document and trap command. Simple shell program examples. **RBT: L1, L2**	08
Module 3	
UNIX File APIs: General File APIs, File and Record Locking, Directory File APIs, Device File APIs, FIFO File APIs, Symbolic Link File APIs. **UNIX Processes and Process Control:** **The Environment of a UNIX Process:** Introduction, main function, Process Termination, Command-Line Arguments, Environment List, Memory Layout of a C Program, Shared Libraries, Memory Allocation, Environment Variables, setjmp and longjmp Functions, getrlimit, setrlimit Functions, UNIX Kernel Support for Processes. **Process Control:** Introduction, Process Identifiers, fork, vfork, exit, wait, waitpid, wait3,	08

wait4 Functions, Race Conditions, exec Functions **RBT: L1, L2, L3**	
Module 4	
Changing User IDs and Group IDs, Interpreter Files, system Function, Process Accounting, User Identification, Process Times, I/O Redirection. **Overview of IPC Methods**, Pipes, popen, pclose Functions, Coprocesses, FIFOs, System V IPC, Message Queues, Semaphores. **Shared Memory**, Client-Server Properties, Stream Pipes, Passing File Descriptors, An Open Server-Version 1, Client-Server Connection Functions. **RBT: L1, L2, L3**	08
Module 5	
Signals and Daemon Processes: Signals: The UNIX Kernel Support for Signals, signal, Signal Mask, sigaction, The SIGCHLD Signal and the waitpid Function, The sigsetjmp and siglongjmp Functions, Kill, Alarm, Interval Timers, POSIX.lb Timers. Daemon Processes: Introduction, Daemon Characteristics, Coding Rules, Error Logging, Client-Server Model. **RBT: L1, L2, L3**	08

Course Outcomes: The student will be able to :

- Explain Unix Architecture, File system and use of Basic Commands
- Illustrate Shell Programming and to write Shell Scripts
- Categorize, compare and make use of Unix System Calls
- Build an application/service over a Unix system.

Question Paper Pattern:

- The question paper will have ten questions.
- Each full Question consisting of 20 marks
- There will be 2 full questions (with a maximum of four sub questions) from each module.
- Each full question will have sub questions covering all the topics under a module.
- The students will have to answer 5 full questions, selecting one full question from each module.

Textbooks:

1. Sumitabha Das., Unix Concepts and Applications., 4th Edition., Tata McGraw Hill (Chapter 1,2 ,3,4,5,6,8,13,14)
2. W. Richard Stevens: Advanced Programming in the UNIX Environment, 2nd Edition, Pearson Education, 2005 (Chapter 3,7,8,10,13,15)
3. Unix System Programming Using C++ - Terrence Chan, PHI, 1999. (Chapter 7,8,9,10)

Reference Books:

1. M.G. Venkatesh Murthy: UNIX & Shell Programming**,** Pearson Education.
2. Richard Blum , Christine Bresnahan : Linux Command Line and Shell Scripting Bible, 2ndEdition, Wiley,2014.

Faculty can utilize open source tools to make teaching and learning more interactive.

COMPUTER NETWORK LABORATORY
(Effective from the academic year 2018 -2019)
SEMESTER – V

Course Code	**18CSL57**	**CIE Marks**	40
Number of Contact Hours/Week	0:2:2	**SEE Marks**	60
Total Number of Lab Contact Hours	36	**Exam Hours**	03

Credits – 2

Course Learning Objectives: This course (18CSL57) will enable students to:

- Demonstrate operation of network and its management commands
- Simulate and demonstrate the performance of GSM and CDMA
- Implement data link layer and transport layer protocols.

Descriptions (if any):

- For the experiments below modify the topology and parameters set for the experiment and take multiple rounds of reading and analyze the results available in log files. Plot necessary graphs and conclude. Use NS2/NS3.
- **Installation procedure of the required software must be demonstrated, carried out in groups and documented in the journal.**

Programs List:

	PART A
1.	Implement three nodes point – to – point network with duplex links between them. Set the queue size, vary the bandwidth and find the number of packets dropped.
2.	Implement transmission of ping messages/trace route over a network topology consisting of 6 nodes and find the number of packets dropped due to congestion.
3.	Implement an Ethernet LAN using n nodes and set multiple traffic nodes and plot congestion window for different source / destination.
4.	Implement simple ESS and with transmitting nodes in wire-less LAN by simulation and determine the performance with respect to transmission of packets.
5.	Implement and study the performance of GSM on NS2/NS3 (Using MAC layer) or equivalent environment.
6.	Implement and study the performance of CDMA on NS2/NS3 (Using stack called Call net) or equivalent environment
	PART B (Implement the following in Java)
7.	Write a program for error detecting code using CRC-CCITT (16- bits).
8.	Write a program to find the shortest path between vertices using bellman-ford algorithm.
9.	Using TCP/IP sockets, write a client – server program to make the client send the file name and to make the server send back the contents of the requested file if present.
10.	Write a program on datagram socket for client/server to display the messages on client side, typed at the server side.
11.	Write a program for simple RSA algorithm to encrypt and decrypt the data.
12.	Write a program for congestion control using leaky bucket algorithm.

Laboratory Outcomes: The student should be able to:

- Analyze and Compare various networking protocols.
- Demonstrate the working of different concepts of networking.
- Implement, analyze and evaluate networking protocols in NS2 / NS3 and JAVA programming language

Conduct of Practical Examination:

- Experiment distribution

- For laboratories having only one part: Students are allowed to pick one experiment from the lot with equal opportunity.
- For laboratories having PART A and PART B: Students are allowed to pick one experiment from PART A and one experiment from PART B, with equal opportunity.

- Change of experiment is allowed only once and marks allotted for procedure to be made zero of the changed part only.
- Marks Distribution *(Courseed to change in accoradance with university regulations)*
  i) For laboratories having only one part – Procedure + Execution + Viva-Voce: 15+70+15 = 100 Marks
  j) For laboratories having PART A and PART B
    i. Part A – Procedure + Execution + Viva = 6 + 28 + 6 = 40 Marks
    ii. Part B – Procedure + Execution + Viva = 9 + 42 + 9 = 60 Marks

DBMS LABORATORY WITH MINI PROJECT
(Effective from the academic year 2018 -2019)
SEMESTER – V

Course Code	**18CSL58**	**CIE Marks**	40
Number of Contact Hours/Week	0:2:2	**SEE Marks**	60
Total Number of Lab Contact Hours	36	**Exam Hours**	03

Credits – 2

Course Learning Objectives: This course (18CSL58) will enable students to:

- Foundation knowledge in database concepts, technology and practice to groom students into well-informed database application developers.
- Strong practice in SQL programming through a variety of database problems.
- Develop database applications using front-end tools and back-end DBMS.

Descriptions (if any):

PART-A: SQL Programming (Max. Exam Mks. 50)

- Design, develop, and implement the specified queries for the following problems using Oracle, MySQL, MS SQL Server, or any other DBMS under LINUX/Windows environment.
- Create Schema and insert at least 5 records for each table. Add appropriate database constraints.

PART-B: Mini Project (Max. Exam Mks. 30)

- Use Java, C#, PHP, Python, or any other similar front-end tool. All applications must be demonstrated on desktop/laptop as a stand-alone or web based application (Mobile apps on Android/IOS are not permitted.)

Installation procedure of the required software must be demonstrated, carried out in groups and documented in the journal.

Programs List:

PART A

1.	Consider the following schema for a Library Database: BOOK(Book_id, Title, Publisher_Name, Pub_Year) BOOK_AUTHORS(Book_id, Author_Name) PUBLISHER(Name, Address, Phone) BOOK_COPIES(Book_id, Programme_id, No-of_Copies) BOOK_LENDING(Book_id, Programme_id, Card_No, Date_Out, Due_Date) LIBRARY_PROGRAMME(Programme_id, Programme_Name, Address) Write SQL queries to 1. Retrieve details of all books in the library – id, title, name of publisher, authors, number of copies in each Programme, etc. 2. Get the particulars of borrowers who have borrowed more than 3 books, but from Jan 2017 to Jun 2017. 3. Delete a book in BOOK table. Update the contents of other tables to reflect this data manipulation operation. 4. Partition the BOOK table based on year of publication. Demonstrate its working with a simple query. **5.** Create a view of all books and its number of copies that are currently available in the Library.
2.	Consider the following schema for Order Database: SALESMAN(Salesman_id, Name, City, Commission) CUSTOMER(Customer_id, Cust_Name, City, Grade, Salesman_id) ORDERS(Ord_No, Purchase_Amt, Ord_Date, Customer_id, Salesman_id) Write SQL queries to 1. Count the customers with grades above Bangalore's average.

	2. Find the name and numbers of all salesman who had more than one customer. 3. List all the salesman and indicate those who have and don't have customers in their cities (Use UNION operation.) 4. Create a view that finds the salesman who has the customer with the highest order of a day. 5. Demonstrate the DELETE operation by removing salesman with id 1000. All his orders must also be deleted.
3.	Consider the schema for Movie Database: ACTOR(Act_id, Act_Name, Act_Gender) DIRECTOR(Dir_id, Dir_Name, Dir_Phone) MOVIES(Mov_id, Mov_Title, Mov_Year, Mov_Lang, Dir_id) MOVIE_CAST(Act_id, Mov_id, Role) RATING(Mov_id, Rev_Stars) Write SQL queries to 1. List the titles of all movies directed by 'Hitchcock'. 2. Find the movie names where one or more actors acted in two or more movies. 3. List all actors who acted in a movie before 2000 and also in a movie after 2015 (use JOIN operation). 4. Find the title of movies and number of stars for each movie that has at least one rating and find the highest number of stars that movie received. Sort the result by movie title. 5. Update rating of all movies directed by 'Steven Spielberg' to 5.
4.	Consider the schema for College Database: STUDENT(USN, SName, Address, Phone, Gender) SEMSEC(SSID, Sem, Sec) CLASS(USN, SSID) COURSE(Subcode, Title, Sem, Credits) IAMARKS(USN, Subcode, SSID, Test1, Test2, Test3, FinalIA) Write SQL queries to 1. List all the student details studying in fourth semester 'C' section. 2. Compute the total number of male and female students in each semester and in each section. 3. Create a view of Test1 marks of student USN '1BI15CS101' in all Courses. 4. Calculate the FinalIA (average of best two test marks) and update the corresponding table for all students. 5. Categorize students based on the following criterion: If FinalIA = 17 to 20 then CAT = 'Outstanding' If FinalIA = 12 to 16 then CAT = 'Average' If FinalIA< 12 then CAT = 'Weak' Give these details only for 8th semester A, B, and C section students.
5.	Consider the schema for Company Database: EMPLOYEE(SSN, Name, Address, Sex, Salary, SuperSSN, DNo) DEPARTMENT(DNo, DName, MgrSSN, MgrStartDate) DLOCATION(DNo,DLoc) PROJECT(PNo, PName, PLocation, DNo) WORKS_ON(SSN, PNo, Hours) Write SQL queries to 1. Make a list of all project numbers for projects that involve an employee whose last name is 'Scott', either as a worker or as a manager of the department that controls the project. 2. Show the resulting salaries if every employee working on the 'IoT' project is

	given a 10 percent raise. 3. Find the sum of the salaries of all employees of the 'Accounts' department, as well as the maximum salary, the minimum salary, and the average salary in this department 4. Retrieve the name of each employee who works on all the projects controlledby department number 5 (use NOT EXISTS operator). 5. For each department that has more than five employees, retrieve the department number and the number of its employees who are making more than Rs. 6,00,000.
PART B: Mini Project	
•	For any problem selected
•	Make sure that the application should have five or more tables
•	Indicative areas include; health care

Laboratory Outcomes: The student should be able to:

- Create, Update and query on the database.
- Demonstrate the working of different concepts of DBMS
- Implement, analyze and evaluate the project developed for an application.

Conduct of Practical Examination:

- Experiment distribution
  - For laboratories having only one part: Students are allowed to pick one experiment from the lot with equal opportunity.
  - For laboratories having PART A and PART B: Students are allowed to pick one experiment from PART A and one experiment from PART B, with equal opportunity.
- Change of experiment is allowed only once and marks allotted for procedure to be made zero of the changed part only.
- Marks Distribution *(Courseed to change in accoradance with university regulations)*
  - k) For laboratories having only one part – Procedure + Execution + Viva-Voce: 15+70+15 = 100 Marks
  - l) For laboratories having PART A and PART B
    - i. Part A – Procedure + Execution + Viva = 6 + 28 + 6 = 40 Marks
    - ii. Part B – Procedure + Execution + Viva = 9 + 42 + 9 = 60 Marks

B. E. COMMON TO ALL PROGRAMMES
Choice Based Credit System (CBCS) and Outcome Based Education (OBE)
SEMESTER – V

ENVIRONMENTAL STUDIES

Course Code	**18CIV59**	CIE Marks	40
Teaching Hours / Week (L:T:P)	(1:0:0)	SEE Marks	60
Credits	01	Exam Hours	02

Module - 1

Ecosystems (Structure and Function): Forest, Desert, Wetlands, Riverine, Oceanic and Lake.
Biodiversity: Types, Value; Hot-spots; Threats and Conservation of biodiversity, Forest Wealth, and Deforestation.

Module - 2

Advances in Energy Systems (Merits, Demerits, Global Status and Applications)**:** Hydrogen, Solar, OTEC, Tidal and Wind.
Natural Resource Management (Concept and case-studies): Disaster Management, Sustainable Mining, Cloud Seeding, and Carbon Trading.

Module - 3

Environmental Pollution (Sources, Impacts, Corrective and Preventive measures, Relevant Environmental Acts, Case-studies)**:** Surface and Ground Water Pollution; Noise pollution; Soil Pollution and Air Pollution.
Waste Management & Public Health Aspects: Bio-medical Wastes; Solid waste; Hazardous wastes; E-wastes; Industrial and Municipal Sludge.

Module - 4

Global Environmental Concerns (Concept, policies and case-studies):Ground water depletion/recharging, Climate Change; Acid Rain; Ozone Depletion; Radon and Fluoride problem in drinking water; Resettlement and rehabilitation of people, Environmental Toxicology.

Module - 5

Latest Developments in Environmental Pollution Mitigation Tools (Concept and Applications): G.I.S. & Remote Sensing, Environment Impact Assessment, Environmental Management Systems, ISO14001; Environmental Stewardship- NGOs.
Field work: Visit to an Environmental Engineering Laboratory or Green Building or Water Treatment Plant or Waste water treatment Plant; ought to be Followed by understanding of process and its brief documentation.

Course Outcomes: At the end of the course, students will be able to:

- CO1: Understand the principles of ecology and environmental issues that apply to air, land, and water issues on a global scale,
- CO2: Develop critical thinking and/or observation skills, and apply them to the analysis of a problem or question related to the environment.
- CO3: Demonstrate ecology knowledge of a complex relationship between biotic and abiotic components.
- CO4: Apply their ecological knowledge to illustrate and graph a problem and describe the realities that managers face when dealing with complex issues.

Question paper pattern:

- The Question paper will have 100 objective questions.
- Each question will be for 01 marks
- Student will have to answer all the questions in an OMR Sheet.
- The Duration of Exam will be 2 hours.

Sl. No.	Title of the Book	Name of the Author/s	Name of the Publisher	Edition and Year
Textbook/s				

1	Environmental Studies	Benny Joseph	Tata Mc Graw – Hill.	2nd Edition, 2012
2.	Environmental Studies	S M Prakash	Pristine Publishing House, Mangalore	3rd Edition, 2018
3	Environmental Studies – From Crisis to Cure	R Rajagopalan	Oxford Publisher	2005
Reference Books				
1	Principals of Environmental Science and Engineering	Raman Sivakumar	Cengage learning, Singapur.	2nd Edition, 2005
2	Environmental Science – working with the Earth	G.Tyler Miller Jr.	Thomson Brooks /Cole,	11th Edition, 2006
3	Text Book of Environmental and Ecology	Pratiba Sing, Anoop Singh& Piyush Malaviya	Acme Learning Pvt. Ltd. New Delhi.	1st Edition

SYSTEM SOFTWARE AND COMPILERS
(Effective from the academic year 2018 -2019)
SEMESTER – VI

Course Code	**18CS61**	**CIE Marks**	40
Number of Contact Hours/Week	3:2:0	**SEE Marks**	60
Total Number of Contact Hours	50	**Exam Hours**	03

CREDITS –4

Course Learning Objectives: This course (18CS61) will enable students to:

- Define System Software.
- Familiarize with source file, object file and executable file structures and libraries
- Describe the front-end and back-end phases of compiler and their importance to students

Module 1	**Contact Hours**
Introduction to System Software, Machine Architecture of SIC and SIC/XE. **Assemblers:** Basic assembler functions, machine dependent assembler features, machine independent assembler features, assembler design options. Basic Loader Functions **Text book 1: Chapter 1: 1.1,1.2,1.3.1,1.3.2, Chapter2 : 2.1 to 2.4, Chapter 3 ,3.1** **RBT: L1, L2, L3**	10
Module 2	
Introduction: Language Processors, The structure of a compiler, The evaluation of programming languages, The science of building compiler, Applications of compiler technology. **Lexical Analysis:** The role of lexical analyzer, Input buffering, Specifications of token, recognition of tokens. **Text book 2:Chapter 1 1.1-1.5 Chapter 3: 3.1 – 3.4** **RBT: L1, L2, L3**	10
Module 3	
Syntax Analysis: Introduction, Context Free Grammars, Writing a grammar, Top Down Parsers, Bottom-Up Parsers **Text book 2: Chapter 4 4.1, 4.2 4.3 4.4 4.5** **RBT: L1, L2, L3**	10
Module 4	
Lex and Yacc –The Simplest Lex Program, Grammars, Parser-Lexer Communication, A YACC Parser, The Rules Section, Running LEX and YACC, LEX and Hand- Written Lexers, Using LEX - Regular Expression, Examples of Regular Expressions, A Word Counting Program, Using YACC – Grammars, Recursive Rules, Shift/Reduce Parsing, What YACC Cannot Parse, A YACC Parser - The Definition Section, The Rules Section, The LEXER, Compiling and Running a Simple Parser, Arithmetic Expressions and Ambiguity. **Text book 3: Chapter 1,2 and 3.** **RBT: L1, L2, L3**	10
Module 5	
Syntax Directed Translation, Intermediate code generation, Code generation **Text book 2: Chapter 5.1, 5.2, 5.3, 6.1, 6.2, 8.1, 8.2** **RBT: L1, L2, L3**	10

Course Outcomes: The student will be able to :

- Explain system software
- Design and develop lexical analyzers, parsers and code generators
- Utilize lex and yacc tools for implementing different concepts of system software

Question Paper Pattern:

- The question paper will have ten questions.
- Each full Question consisting of 20 marks
- There will be 2 full questions (with a maximum of four sub questions) from each module.
- Each full question will have sub questions covering all the topics under a module.
- The students will have to answer 5 full questions, selecting one full question from each module.

Textbooks:

1. System Software by Leland. L. Beck, D Manjula, 3rd edition, 2012
2. Alfred V Aho, Monica S. Lam, Ravi Sethi, Jeffrey D. Ullman , Compilers-Principles, Techniques and Tools, Pearson, 2nd edition, 2007
3. Doug Brown, John Levine, Tony Mason, lex & yacc, O'Reilly Media, October 2012.

Reference Books:

1. Systems programming – Srimanta Pal , Oxford university press, 2016
2. System programming and Compiler Design, K C Louden, Cengage Learning
3. System software and operating system by D. M. Dhamdhere TMG
4. Compiler Design, K Muneeswaran, Oxford University Press 2013.

COMUTER GRAPHICS AND VISUALIZATION (Effective from the academic year 2018 -2019) SEMESTER – VI			
Course Code	**18CS62**	**CIE Marks**	40
Number of Contact Hours/Week	3:2:0	**SEE Marks**	60
Total Number of Contact Hours	50	**Exam Hours**	03
CREDITS –4			

Course Learning Objectives: This course (18CS62) will enable students to:

- Explain hardware, software and OpenGL Graphics Primitives.
- Illustrate interactive computer graphic using the OpenGL.
- Design and implementation of algorithms for 2D graphics Primitives and attributes.
- Demonstrate Geometric transformations, viewing on both 2D and 3D objects.
- Infer the representation of curves, surfaces, Color and Illumination models

Module 1	**Contact Hours**
Overview: Computer Graphics and OpenGL: Computer Graphics: Basics of computer graphics, Application of Computer Graphics, Video Display Devices: Random Scan and Raster Scan displays, graphics software. OpenGL: Introduction to OpenGL ,coordinate reference frames, specifying two-dimensional world coordinate reference frames in OpenGL, OpenGL point functions, OpenGL line functions, point attributes, line attributes, curve attributes, OpenGL point attribute functions, OpenGL line attribute functions, Line drawing algorithms(DDA, Bresenham's), circle generation algorithms (Bresenham's). **Text-1:Chapter -1: 1-1 to 1-9, 2-1(page 39 to 41),2.8,2.9,3-1 to 3-5,3-9,3-20** **RBT: L1, L2, L3**	10
Module 2	
Fill area Primitives, 2D Geometric Transformations and 2D viewing: Fill area Primitives: Polygon fill-areas, OpenGL polygon fill area functions, fill area attributes, general scan line polygon fill algorithm, OpenGL fill-area attribute functions. 2DGeometric Transformations: Basic 2D Geometric Transformations, matrix representations and homogeneous coordinates. Inverse transformations, 2DComposite transformations, other 2D transformations, raster methods for geometric transformations, OpenGL raster transformations, OpenGL geometric transformations function, 2D viewing: 2D viewing pipeline, OpenGL 2D viewing functions. **Text-1:Chapter 3-14 to 3-16,4-9,4-10,4-14,5-1 to 5-7,5-17,6-1,6-4** **RBT: L1, L2, L3**	10
Module 3	
Clipping,3D Geometric Transformations, Color and Illumination Models: Clipping: clipping window, normalization and viewport transformations, clipping algorithms,2D point clipping, 2D line clipping algorithms: cohen-sutherland line clipping only -polygon fill area clipping: Sutherland-Hodgeman polygon clipping algorithm only.3DGeometric Transformations: 3D translation, rotation, scaling, composite 3D transformations, other 3D transformations, affine transformations, OpenGL geometric transformations functions. Color Models: Properties of light, color models, RGB and CMY color models. Illumination Models: Light sources, basic illumination models-Ambient light, diffuse reflection, specular and phong model, Corresponding openGL functions. **Text-1:Chapter :6-2 to 6-08 (Excluding 6-4),5-9 to 5-17(Excluding 5-15),12-1,12-2,12-4,12-6,10-1,10-3** **RBT: L1, L2, L3**	10
Module 4	
3D Viewing and Visible Surface Detection: 3DViewing:3D viewing concepts, 3D viewing	10

pipeline, 3D viewing coordinate parameters , Transformation from world to viewing coordinates, Projection transformation, orthogonal projections, perspective projections, The viewport transformation and 3D screen coordinates. OpenGL 3D viewing functions. Visible Surface Detection Methods: Classification of visible surface Detection algorithms, depth buffer method only and OpenGL visibility detection functions. **Text-1:Chapter: 7-1 to 7-10(Excluding 7-7), 9-1,9-3, 9-14** **RBT: L1, L2, L3**	
Module 5	
Input& interaction, Curves and Computer Animation: Input and Interaction: Input devices, clients and servers, Display Lists, Display Lists and Modeling, Programming Event Driven Input, Menus Picking, Building Interactive Models, Animating Interactive programs, Design of Interactive programs, Logic operations .Curved surfaces, quadric surfaces, OpenGL Quadric-Surface and Cubic-Surface Functions, Bezier Spline Curves, Bezier surfaces, OpenGL curve functions. Corresponding openGL functions. **Text-1:Chapter :8-3 to 8-6 (Excluding 8-5),8-9,8-10,8-11,3-8,8-18,13-11,3-2,13-3,13-4,13-10** **Text-2:Chapter 3: 3-1 to 3.11: Input& interaction** **RBT: L1, L2, L3**	10

Course Outcomes: The student will be able to :

- Design and implement algorithms for 2D graphics primitives and attributes.
- Illustrate Geometric transformations on both 2D and 3D objects.
- Apply concepts of clipping and visible surface detection in 2D and 3D viewing, and Illumination Models.
- Decide suitable hardware and software for developing graphics packages using OpenGL.

Question Paper Pattern:

- The question paper will have ten questions.
- Each full Question consisting of 20 marks
- There will be 2 full questions (with a maximum of four sub questions) from each module.
- Each full question will have sub questions covering all the topics under a module.
- The students will have to answer 5 full questions, selecting one full question from each module.

Textbooks:

1. Donald Hearn & Pauline Baker: Computer Graphics with OpenGL Version,3rd / 4th Edition, Pearson Education,2011
2. Edward Angel: Interactive Computer Graphics- A Top Down approach with OpenGL, 5th edition. Pearson Education, 2008

Reference Books:

1. James D Foley, Andries Van Dam, Steven K Feiner, John F Huges Computer graphics with OpenGL: pearson education
2. Xiang, Plastock : Computer Graphics , sham's outline series, 2nd edition, TMG.
3. Kelvin Sung, Peter Shirley, steven Baer : Interactive Computer Graphics, concepts and applications, Cengage Learning
4. M M Raikar & Shreedhara K S Computer Graphics using OpenGL, Cengage publication

WEB TECHNOLOGY AND ITS APPLICATIONS (Effective from the academic year 2018 -2019) SEMESTER – VI			
Course Code	**18CS63**	**CIE Marks**	40
Number of Contact Hours/Week	3:2:0	**SEE Marks**	60
Total Number of Contact Hours	50	**Exam Hours**	03
CREDITS –4			

Course Learning Objectives: This course (18CS63) will enable students to:

- Illustrate the Semantic Structure of HTML and CSS
- Compose forms and tables using HTML and CSS
- Design Client-Side programs using JavaScript and Server-Side programs using PHP
- Infer Object Oriented Programming capabilities of PHP
- Examine JavaScript frameworks such as jQuery and Backbone

Module 1	**Contact Hours**
Introduction to HTML, What is HTML and Where did it come from?, HTML Syntax, Semantic Markup, Structure of HTML Documents, Quick Tour of HTML Elements, HTML5 Semantic Structure Elements, Introduction to CSS, What is CSS, CSS Syntax, Location of Styles, Selectors, The Cascade: How Styles Interact, The Box Model, CSS Text Styling. **Textbook 1: Ch. 2, 3** **RBT: L1, L2, L3**	10
Module 2	
HTML Tables and Forms, Introducing Tables, Styling Tables, Introducing Forms, Form Control Elements, Table and Form Accessibility, Microformats, Advanced CSS: Layout, Normal Flow, Positioning Elements, Floating Elements, Constructing Multicolumn Layouts, Approaches to CSS Layout, Responsive Design, CSS Frameworks. **Textbook 1: Ch. 4,5** **RBT: L1, L2, L3**	10
Module 3	
JavaScript: Client-Side Scripting, What is JavaScript and What can it do?, JavaScript Design Principles, Where does JavaScript Go?, Syntax, JavaScript Objects, The Document Object Model (DOM), JavaScript Events, Forms, Introduction to Server-Side Development with PHP, What is Server-Side Development, A Web Server's Responsibilities, Quick Tour of PHP, Program Control, Functions **Textbook 1: Ch. 6, 8** **RBT: L1, L2, L3**	10
Module 4	
PHP Arrays and Superglobals, Arrays, $_GET and $_POST Superglobal Arrays, $_SERVER Array, $_Files Array, Reading/Writing Files, PHP Classes and Objects, Object-Oriented Overview, Classes and Objects in PHP, Object Oriented Design, Error Handling and Validation, What are Errors and Exceptions?, PHP Error Reporting, PHP Error and Exception Handling **Textbook 1: Ch. 9, 10** **RBT: L1, L2, L3**	10
Module 5	
Managing State, The Problem of State in Web Applications, Passing Information via Query Strings, Passing Information via the URL Path, Cookies, Serialization, Session State, HTML5 Web Storage, Caching, Advanced JavaScript and jQuery, JavaScript Pseudo-Classes, jQuery Foundations, AJAX, Asynchronous File Transmission, Animation, Backbone	10

MVC Frameworks, XML Processing and Web Services, XML Processing, JSON, Overview of Web Services.

Textbook 1: Ch. 13, 15,17

RBT: L1, L2, L3

Course Outcomes: The student will be able to :

- Adapt HTML and CSS syntax and semantics to build web pages.
- Construct and visually format tables and forms using HTML and CSS
- Develop Client-Side Scripts using JavaScript and Server-Side Scripts using PHP to generate and display the contents dynamically.
- Appraise the principles of object oriented development using PHP
- Inspect JavaScript frameworks like jQuery and Backbone which facilitates developer to focus on core features.

Question Paper Pattern:

- The question paper will have ten questions.
- Each full Question consisting of 20 marks
- There will be 2 full questions (with a maximum of four sub questions) from each module.
- Each full question will have sub questions covering all the topics under a module.
- The students will have to answer 5 full questions, selecting one full question from each module.

Textbooks:

1. Randy Connolly, Ricardo Hoar, **"Fundamentals of Web Development",** 1st Edition, Pearson Education India. (**ISBN:**978-9332575271)

Reference Books:

1. Robin Nixon, **"Learning PHP, MySQL &JavaScript with jQuery, CSS and HTML5",** 4th Edition, O'Reilly Publications, 2015. (**ISBN:**978-9352130153)
2. Luke Welling, Laura Thomson, **"PHP and MySQL Web Development",** 5th Edition, Pearson Education, 2016. (**ISBN:**978-9332582736)
3. Nicholas C Zakas, **"Professional JavaScript for Web Developers",** 3rd Edition, Wrox/Wiley India, 2012. (**ISBN:**978-8126535088)
4. David Sawyer Mcfarland, **"JavaScript & jQuery: The Missing Manual",** 1st Edition, O'Reilly/Shroff Publishers & Distributors Pvt Ltd, 2014

Mandatory Note:

Distribution of CIE Marks is a follows (Total 40 Marks):

- 20 Marks through IA Tests
- 20 Marks through practical assessmen

Maintain a copy of the report for verification during LIC visit.

Posssible list of practicals:

1. Write a JavaScript to design a simple calculator to perform the following operations: sum, product, difference and quotient.
2. Write a JavaScript that calculates the squares and cubes of the numbers from 0 to 10 and outputs HTML text that displays the resulting values in an HTML table format.
3. Write a JavaScript code that displays text "TEXT-GROWING" with increasing font size in the interval of 100ms in RED COLOR, when the font size reaches 50pt it displays "TEXT-SHRINKING" in BLUE color. Then the font size decreases to 5pt.
4. Develop and demonstrate a HTML5 file that includes JavaScript script that uses functions for the following problems:
   a. Parameter: A string
   b. Output: The position in the string of the left-most vowel

c. Parameter: A number
d. Output: The number with its digits in the reverse order

5. Design an XML document to store information about a student in an engineering college affiliated to VTU. The information must include USN, Name, and Name of the College, Programme, Year of Joining, and email id. Make up sample data for 3 students. Create a CSS style sheet and use it to display the document.
6. Write a PHP program to keep track of the number of visitors visiting the web page and to display this count of visitors, with proper headings.
7. Write a PHP program to display a digital clock which displays the current time of the server.
8. Write the PHP programs to do the following:
   a. Implement simple calculator operations.
   b. Find the transpose of a matrix.
   c. Multiplication of two matrices.
   d. Addition of two matrices.
9. Write a PHP program named states.py that declares a variable states with value "Mississippi Alabama Texas Massachusetts Kansas". write a PHP program that does the following:
   a. Search for a word in variable states that ends in xas. Store this word in element 0 of a list named statesList.
   b. Search for a word in states that begins with k and ends in s. Perform a case-insensitive comparison. [Note: Passing re.Ias a second parameter to method compile performs a case-insensitive comparison.] Store this word in element1 of statesList.
   c. Search for a word in states that begins with M and ends in s. Store this word in element 2 of the list.
   d. Search for a word in states that ends in a. Store this word in element 3 of the list.
10. Write a PHP program to sort the student records which are stored in the database using selection sort.

DATA MINING AND DATA WAREHOUSING (Effective from the academic year 2018 -2019) SEMESTER – VI			
Course Code	**18CS641**	**CIE Marks**	40
Number of Contact Hours/Week	3:0:0	**SEE Marks**	60
Total Number of Contact Hours	40	**Exam Hours**	03
CREDITS –3			

Course Learning Objectives: This course (18CS641) will enable students to:

- Define multi-dimensional data models.
- Explain rules related to association, classification and clustering analysis.
- Compare and contrast between different classification and clustering algorithms

Module 1	**Contact Hours**
Data Warehousing & modeling: Basic Concepts: Data Warehousing: A multitier Architecture, Data warehouse models: Enterprise warehouse, Data mart and virtual warehouse, Extraction, Transformation and loading, Data Cube: A multidimensional data model, Stars, Snowflakes and Fact constellations: Schemas for multidimensional Data models, Dimensions: The role of concept Hierarchies, Measures: Their Categorization and computation, Typical OLAP Operations **Textbook 2: Ch.4.1,4.2** **RBT: L1, L2, L3**	08
Module 2	
Data warehouse implementation& Data mining: Efficient Data Cube computation: An overview, Indexing OLAP Data: Bitmap index and join index, Efficient processing of OLAP Queries, OLAP server Architecture ROLAP versus MOLAP Versus HOLAP. **:** Introduction: What is data mining, Challenges, Data Mining Tasks, Data: Types of Data, Data Quality, Data Preprocessing, Measures of Similarity and Dissimilarity. **Textbook 2: Ch.4.4** **Textbook 1: Ch.1.1,1.2,1.4, 2.1 to 2.4** **RBT: L1, L2, L3**	08
Module 3	
Association Analysis: Association Analysis: Problem Definition, Frequent Item set Generation, Rule generation. Alternative Methods for Generating Frequent Item sets, FP-Growth Algorithm, Evaluation of Association Patterns. **Textbook 1: Ch 6.1 to 6.7 (Excluding 6.4)** **RBT: L1, L2, L3**	08
Module 4	
Classification: Decision Trees Induction, Method for Comparing Classifiers, Rule Based Classifiers, Nearest Neighbor Classifiers, Bayesian Classifiers. **Textbook 1: Ch 4.3,4.6,5.1,5.2,5.3** **RBT: L1, L2, L3**	08
Module 5	
Clustering Analysis: Overview, K-Means, Agglomerative Hierarchical Clustering, DBSCAN, Cluster Evaluation, Density-Based Clustering, Graph-Based Clustering, Scalable Clustering Algorithms. **Textbook 1: Ch 8.1 to 8.5, 9.3 to 9.5** **RBT: L1, L2, L3**	08

Course Outcomes: The student will be able to :

- Identify data mining problems and implement the data warehouse
- Write association rules for a given data pattern.
- Choose between classification and clustering solution.

Question Paper Pattern:

- The question paper will have ten questions.
- Each full Question consisting of 20 marks
- There will be 2 full questions (with a maximum of four sub questions) from each module.
- Each full question will have sub questions covering all the topics under a module.
- The students will have to answer 5 full questions, selecting one full question from each module.

Textbooks:

1. Pang-Ning Tan, Michael Steinbach, Vipin Kumar: Introduction to Data Mining, Pearson, First impression,2014.
2. Jiawei Han, Micheline Kamber, Jian Pei: Data Mining -Concepts and Techniques, 3rd Edition, Morgan Kaufmann Publisher, 2012.

Reference Books:

1. Sam Anahory, Dennis Murray: Data Warehousing in the Real World, Pearson,Tenth Impression,2012.
2. Michael.J.Berry,Gordon.S.Linoff: Mastering Data Mining , Wiley Edition, second edtion,2012.

OBJECT ORIENTED MODELING AND DESIGN (Effective from the academic year 2018 -2019) SEMESTER – VI			
Course Code	**18CS642**	**CIE Marks**	40
Number of Contact Hours/Week	3:0:0	**SEE Marks**	60
Total Number of Contact Hours	40	**Exam Hours**	03
CREDITS –3			

Course Learning Objectives: This course (18CS642) will enable students to:

- Describe the concepts involved in Object-Oriented modelling and their benefits.
- Demonstrate concept of use-case model, sequence model and state chart model for a given problem.
- Explain the facets of the unified process approach to design and build a Software system.
- Translate the requirements into implementation for Object Oriented design.
- Choose an appropriate design pattern to facilitate development procedure.

Module 1	**Contact Hours**
Advanced object and class concepts; Association ends; N-ary associations; Aggregation; Abstract classes; Multiple inheritance; Metadata; Reification; Constraints; Derived Data; Packages. State Modeling: Events, States, Transistions and Conditions, State Diagrams, State diagram behaviour. **Text Book-1: 4, 5** **RBT: L1, L2**	08
Module 2	
UseCase Modelling and Detailed Requirements: Overview; Detailed object-oriented Requirements definitions; System Processes-A use case/Scenario view; Identifying Input and outputs-The System sequence diagram; Identifying Object Behaviour-The state chart Diagram; Integrated Object-oriented Models. **Text Book-2:Chapter- 6:Page 210 to 250** **RBT: L1, L2, L3**	08
Module 3	
Process Overview, System Conception and Domain Analysis: Process Overview: Development stages; Development life Cycle; System Conception: Devising a system concept; elaborating a concept; preparing a problem statement. Domain Analysis: Overview of analysis; Domain Class model: Domain state model; Domain interaction model; Iterating the analysis. **Text Book-1:Chapter- 10,11,and 12**	08
Module 4	
Use case Realization :The Design Discipline within up iterations: Object Oriented Design-The Bridge between Requirements and Implementation; Design Classes and Design within Class Diagrams; Interaction Diagrams-Realizing Use Case and defining methods; Designing with Communication Diagrams; Updating the Design Class Diagram; Package Diagrams-Structuring the Major Components; Implementation Issues for Three-Layer Design. **Text Book-2: Chapter 8: page 292 to 346** **RBT: L1, L2, L3**	08
Module 5	
Design Patterns: Introduction; what is a design pattern?, Describing design patterns, the catalogue of design patterns, Organizing the catalogue, How design patterns solve design problems, how to select a design patterns, how to use a design pattern; Creational patterns: prototype and singleton (only); structural patterns adaptor and proxy (only).	08

Text Book-3: Ch-1: 1.1, 1.3, 1.4, 1.5, 1.6, 1.7, 1.8,Ch-3,Ch-4. **RBT: L1, L2, L3**	

Course Outcomes: The student will be able to :

- Describe the concepts of object-oriented and basic class modelling.
- Draw class diagrams, sequence diagrams and interaction diagrams to solve problems.
- Choose and apply a befitting design pattern for the given problem.

Question Paper Pattern:

- The question paper will have ten questions.
- Each full Question consisting of 20 marks
- There will be 2 full questions (with a maximum of four sub questions) from each module.
- Each full question will have sub questions covering all the topics under a module.
- The students will have to answer 5 full questions, selecting one full question from each module.

Textbooks:

3. Michael Blaha, James Rumbaugh: Object Oriented Modelling and Design with UML,2nd Edition, Pearson Education,2005
4. Satzinger, Jackson and Burd: Object-Oriented Analysis & Design with the Unified Process, Cengage Learning, 2005.
5. Erich Gamma, Richard Helm, Ralph Johnson and john Vlissides: Design Patterns –Elements of Reusable Object-Oriented Software, Pearson Education,2007.

Reference Books:

1. Grady Booch et. al.: Object-Oriented Analysis and Design with Applications,3rd Edition,Pearson Education,2007.
2. 2.Frank Buschmann, RegineMeunier, Hans Rohnert, Peter Sommerlad, Michel Stal: Pattern – Oriented Software Architecture. A system of patterns , Volume 1, John Wiley and Sons.2007.
3. 3. Booch, Jacobson, Rambaugh : Object-Oriented Analysis and Design with Applications, 3rd edition, pearson, Reprint 2013

CLOUD COMPUTING AND ITS APPLICATIONS (Effective from the academic year 2018 -2019) SEMESTER – VI			
Course Code	**18CS643**	**CIE Marks**	40
Number of Contact Hours/Week	3:0:0	**SEE Marks**	60
Total Number of Contact Hours	40	**Exam Hours**	03
CREDITS –3			

Course Learning Objectives: This course (18CS643) will enable students to:

- Explain the fundamentals of cloud computing
- Illustrate the cloud application programming and aneka platform
- Contrast different cloud platforms used in industry

Module 1	**Contact Hours**
Introduction ,Cloud Computing at a Glance, The Vision of Cloud Computing, Defining a Cloud, A Closer Look, Cloud Computing Reference Model, Characteristics and Benefits, Challenges Ahead, Historical Developments, Distributed Systems, Virtualization, Web 2.0, Service-Oriented Computing, Utility-Oriented Computing, Building Cloud Computing Environments, Application Development, Infrastructure and System Development, Computing Platforms and Technologies, Amazon Web Services (AWS), Google AppEngine, Microsoft Azure, Hadoop, Force.com and Salesforce.com, Manjrasoft Aneka Virtualization, Introduction, Characteristics of Virtualized, Environments Taxonomy of Virtualization Techniques, Execution Virtualization, Other Types of Virtualization, Virtualization and Cloud Computing, Pros and Cons of Virtualization, Technology Examples Xen: Paravirtualization, VMware: Full Virtualization, Microsoft Hyper-V **Textbook 1: Ch. 1,3** **RBT: L1, L2**	08
Module 2	
Cloud Computing Architecture, Introduction, Cloud Reference Model, Architecture, Infrastructure / Hardware as a Service, Platform as a Service, Software as a Service, Types of Clouds, Public Clouds, Private Clouds, Hybrid Clouds, Community Clouds, Economics of the Cloud, Open Challenges, Cloud Definition, Cloud Interoperability and Standards Scalability and Fault Tolerance Security, Trust, and Privacy Organizational Aspects Aneka: Cloud Application Platform, Framework Overview, Anatomy of the Aneka Container, From the Ground Up: Platform Abstraction Layer, Fabric Services, foundation Services, Application Services, Building Aneka Clouds, Infrastructure Organization, Logical Organization, Private Cloud Deployment Mode, Public Cloud Deployment Mode, Hybrid Cloud Deployment Mode, Cloud Programming and Management, Aneka SDK, Management Tools **Textbook 1: Ch. 4,5** **RBT: L1, L2**	08
Module 3	
Concurrent Computing: Thread Programming, Introducing Parallelism for Single Machine Computation, Programming Applications with Threads, What is a Thread?, Thread APIs, Techniques for Parallel Computation with Threads, Multithreading with Aneka, Introducing the Thread Programming Model, Aneka Thread vs. Common Threads, Programming Applications with Aneka Threads, Aneka Threads Application Model, Domain Decomposition: Matrix Multiplication, Functional Decomposition: Sine, Cosine, and Tangent. High-Throughput Computing: Task Programming, Task Computing, Characterizing a Task,	08

Computing Categories, Frameworks for Task Computing, Task-based Application Models, Embarrassingly Parallel Applications, Parameter Sweep Applications, MPI Applications, Workflow Applications with Task Dependencies, Aneka Task-Based Programming, Task Programming Model, Developing Applications with the Task Model, Developing Parameter Sweep Application, Managing Workflows. **Textbook 1: Ch. 6, 7** **RBT: L1, L2**	
Module 4	
Data Intensive Computing: Map-Reduce Programming, What is Data-Intensive Computing?, Characterizing Data-Intensive Computations, Challenges Ahead, Historical Perspective, Technologies for Data-Intensive Computing, Storage Systems, Programming Platforms, Aneka MapReduce Programming, Introducing the MapReduce Programming Model, Example Application **Textbook 1: Ch. 8** **RBT: L1, L2**	08
Module 5	
Cloud Platforms in Industry, Amazon Web Services, Compute Services, Storage Services, Communication Services, Additional Services, Google AppEngine, Architecture and Core Concepts, Application Life-Cycle, Cost Model, Observations, Microsoft Azure, Azure Core Concepts, SQL Azure, Windows Azure Platform Appliance. Cloud Applications Scientific Applications, Healthcare: ECG Analysis in the Cloud, Biology: Protein Structure Prediction, Biology: Gene Expression Data Analysis for Cancer Diagnosis, Geoscience: Satellite Image Processing, Business and Consumer Applications, CRM and ERP, Productivity, Social Networking, Media Applications, Multiplayer Online Gaming. **Textbook 1: Ch. 9,10** **RBT: L1, L2**	08
Course Outcomes: The student will be able to :	
• Explain cloud computing, virtualization and classify services of cloud computing • Illustrate architecture and programming in cloud • Describe the platforms for development of cloud applications and List the application of cloud.	
Question Paper Pattern:	
• The question paper will have ten questions. • Each full Question consisting of 20 marks • There will be 2 full questions (with a maximum of four sub questions) from each module. • Each full question will have sub questions covering all the topics under a module. • The students will have to answer 5 full questions, selecting one full question from each module.	
Textbooks:	
1. Rajkumar Buyya, Christian Vecchiola, and Thamarai Selvi Mastering Cloud. Computing McGraw Hill Education	
Reference Books:	
1. Dan C. Marinescu, Cloud Computing Theory and Practice, Morgan Kaufmann, Elsevier 2013.	

ADVANCED JAVA AND J2EE (Effective from the academic year 2018 -2019) SEMESTER – VI			
Course Code	**18CS644**	**CIE Marks**	40
Number of Contact Hours/Week	3:0:0	**SEE Marks**	60
Total Number of Contact Hours	40	**Exam Hours**	03
CREDITS –3			

Course Learning Objectives: This course (18CS644) will enable students to:

- Identify the need for advanced Java concepts like Enumerations and Collections
- Construct client-server applications using Java socket API
- Make use of JDBC to access database through Java Programs
- Adapt servlets to build server side programs
- Demonstrate the use of JavaBeans to develop component-based Java software

Module 1	**Contact Hours**
Enumerations, Autoboxing and Annotations(metadata): Enumerations, Enumeration fundamentals, the values() and valueOf() Methods, java enumerations are class types, enumerations Inherits Enum, example, type wrappers, Autoboxing, Autoboxing and Methods, Autoboxing/Unboxing occurs in Expressions, Autoboxing/Unboxing, Boolean and character values, Autoboxing/Unboxing helps prevent errors, A word of Warning. Annotations, Annotation basics, specifying retention policy, Obtaining Annotations at run time by use of reflection, Annotated element Interface, Using Default values, Marker Annotations, Single Member annotations, Built-In annotations. **Textbook 1: Lesson 12** **RBT: L1, L2, L3**	08
Module 2	
The collections and Framework: Collections Overview, Recent Changes to Collections, The Collection Interfaces, The Collection Classes, Accessing a collection Via an Iterator, Storing User Defined Classes in Collections, The Random Access Interface, Working With Maps, Comparators, The Collection Algorithms, Why Generic Collections?, The legacy Classes and Interfaces, Parting Thoughts on Collections. **Text Book 1: Ch.17** **RBT: L1, L2, L3**	08
Module 3	
String Handling **:**The String Constructors, String Length, Special String Operations, String Literals, String Concatenation, String Concatenation with Other Data Types, String Conversion and toString( ) Character Extraction, charAt( ), getChars( ), getBytes( ) toCharArray(), String Comparison, equals( ) and equalsIgnoreCase( ), regionMatches( ) startsWith( ) and endsWith( ), equals( ) Versus == , compareTo( ) Searching Strings, Modifying a String, substring( ), concat( ), replace( ), trim( ), Data Conversion Using valueOf( ), Changing the Case of Characters Within a String, Additional String Methods, StringBuffer , StringBuffer Constructors, length( ) and capacity( ), ensureCapacity( ), setLength( ), charAt( ) and setCharAt( ), getChars( ),append( ), insert( ), reverse( ), delete( ) and deleteCharAt( ), replace( ), substring( ), Additional StringBuffer Methods, StringBuilder **Text Book 1: Ch 15** **RBT: L1, L2, L3**	08
Module 4	

Background; The Life Cycle of a Servlet; Using Tomcat for Servlet Development; A simple Servlet; The Servlet API; The Javax.servlet Package; Reading Servlet Parameter; The Javax.servlet.http package; Handling HTTP Requests and Responses; Using Cookies; Session Tracking. Java Server Pages (JSP): JSP, JSP Tags, Tomcat, Request String, User Sessions, Cookies, Session Objects **Text Book 1: Ch 31 Text Book 2: Ch 11** **RBT: L1, L2, L3**	08
Module 5	
The Concept of JDBC; JDBC Driver Types; JDBC Packages; A Brief Overview of the JDBC process; Database Connection; Associating the JDBC/ODBC Bridge with the Database; Statement Objects; ResultSet; Transaction Processing; Metadata, Data types; Exceptions. **Text Book 2: Ch 06** **RBT: L1, L2, L3**	08

Course Outcomes: The student will be able to :

- Interpret the need for advanced Java concepts like enumerations and collections in developing modular and efficient programs
- Build client-server applications and TCP/IP socket programs
- Illustrate database access and details for managing information using the JDBC API
- Describe how servlets fit into Java-based web application architecture
- Develop reusable software components using Java Beans

Question Paper Pattern:

- The question paper will have ten questions.
- Each full Question consisting of 20 marks
- There will be 2 full questions (with a maximum of four sub questions) from each module.
- Each full question will have sub questions covering all the topics under a module.
- The students will have to answer 5 full questions, selecting one full question from each module.

Textbooks:

1. Herbert Schildt: JAVA the Complete Reference, 7th/9th Edition, Tata McGraw Hill, 2007.
2. Jim Keogh: J2EE-TheCompleteReference, McGraw Hill, 2007.

Reference Books:

1. Y. Daniel Liang: Introduction to JAVA Programming, 7thEdition, Pearson Education, 2007.
2. Stephanie Bodoff et al: The J2EE Tutorial, 2nd Edition, Pearson Education,2004.
3. Uttam K Roy, Advanced JAVA programming, Oxford University press, 2015.

SYSTEM MODELLING AND SIMULATION (Effective from the academic year 2018 -2019) SEMESTER – VI			
Course Code	**18CS645**	**CIE Marks**	40
Number of Contact Hours/Week	3:0:0	**SEE Marks**	60
Total Number of Contact Hours	40	**Exam Hours**	03
CREDITS –3			

Course Learning Objectives: This course (18CS645) will enable students to:

- Explain the basic system concept and definitions of system;
- Discuss techniques to model and to simulate various systems;
- Analyze a system and to make use of the information to improve the performance.

Module 1	**Contact Hours**
Introduction: When simulation is the appropriate tool and when it is not appropriate, Advantages and disadvantages of Simulation; Areas of application, Systems and system environment; Components of a system; Discrete and continuous systems, Model of a system; Types of Models, Discrete-Event System Simulation Simulation examples: Simulation of queuing systems. **General Principles.** **Textbook 1: Ch. 1, 2, 3.1.1, 3.1.3** **RBT: L1, L2, L3**	08
Module 2	
Statistical Models in Simulation :Review of terminology and concepts, Useful statistical models,Discrete distributions. Continuous distributions,Poisson process, Empirical distributions. **Queuing Models:**Characteristics of queuing systems,Queuing notation,Long-run measures of performance of queuing systems,Long-run measures of performance of queuing systems cont…,Steady-state behavior of M/G/1 queue, Networks of queues, **Textbook 1: Ch. 5,6.1 to 6.3, 6.4.1,6.6** **RBT: L1, L2, L3**	08
Module 3	
Random-NumberGeneration: Properties of random numbers; Generation of pseudo-random numbers, Techniques for generating random numbers,Tests for Random Numbers, **Random-Variate Generation:** ,Inverse transform technique Acceptance-Rejection technique. **Textbook 1: Ch. 7,8.1, 8.2** **RBT: L1, L2, L3**	08
Module 4	
Input Modeling: Data Collection; Identifying the distribution with data, Parameter estimation, Goodness of Fit Tests, Fitting a non-stationary Poisson process, Selecting input models without data, Multivariate and Time-Series input models. **Estimation of Absolute Performance:** Types of simulations with respect to output analysis ,Stochastic nature of output data, Measures of performance and their estimation, **Contd..** **Textbook 1: Ch. 9, 11.1 to 11.3** **RBT: L1, L2, L3**	08
Module 5	
Measures of performance and their estimation,Output analysis for terminating simulations Continued..,Output analysis for steady-state simulations. **Verification, Calibration And Validation:** Optimization: Model building, verification and validation, Verification of simulation models, Verification of simulation models,Calibration and validation of models, Optimization via Simulation.	08

Textbook 1: Ch. 11.4, 11.5, 10 **RBT: L1, L2, L3**	
Course Outcomes: The student will be able to :	
• Explain the system concept and apply functional modeling method to model the activities of a static system • Describe the behavior of a dynamic system and create an analogous model for a dynamic system; • Simulate the operation of a dynamic system and make improvement according to the simulation results.	
Question Paper Pattern:	
• The question paper will have ten questions. • Each full Question consisting of 20 marks • There will be 2 full questions (with a maximum of four sub questions) from each module. • Each full question will have sub questions covering all the topics under a module. • The students will have to answer 5 full questions, selecting one full question from each module.	
Textbooks:	
1. Jerry Banks, John S. Carson II, Barry L. Nelson, David M. Nicol: Discrete-Event System Simulation, 5 th Edition, Pearson Education, 2010.	
Reference Books:	
1. Lawrence M. Leemis, Stephen K. Park: Discrete – Event Simulation: A First Course, Pearson Education, 2006. 2. Averill M. Law: Simulation Modeling and Analysis, 4 th Edition, Tata McGraw-Hill, 2007	

MOBILE APPLICATION DEVELOPMENT
(OPEN ELECTIVE)
(Effective from the academic year 2018 -2019)
SEMESTER – VI

Course Code	**18CS651**	**CIE Marks**	40
Number of Contact Hours/Week	3:0:0	**SEE Marks**	60
Total Number of Contact Hours	40	**Exam Hours**	03

CREDITS –3

Course Learning Objectives: This course (18CS651) will enable students to:

- Learn to setup Android application development environment
- Illustrate user interfaces for interacting with apps and triggering actions
- Interpret tasks used in handling multiple activities
- Identify options to save persistent application data
- Appraise the role of security and performance in Android applications

Module – 1	**Teaching Hours**
Get started, Build your first app, Activities, Testing, debugging and using support libraries **Textbook 1: Lesson 1,2,3** **RBT: L1, L2**	08
Module – 2	
User Interaction, Delightful user experience, Testing your UI **Textbook 1: Lesson 4,5,6** **RBT: L1, L2**	08
Module – 3	
Background Tasks, Triggering, scheduling and optimizing background tasks **Textbook 1: Lesson 7,8** **RBT: L1, L2**	08
Module – 4	
All about data, Preferences and Settings, Storing data using SQLite, Sharing data with content providers, Loading data using Loaders **Textbook 1: Lesson 9,10,11,12** **RBT: L1, L2**	08
Module – 5	
Permissions, Performance and Security, Firebase and AdMob, Publish// **Textbook 1: Lesson 13,14,15** **RBT: L1, L2**	08

Course outcomes: The students should be able to:

- Create, test and debug Android application by setting up Android development environment
- Implement adaptive, responsive user interfaces that work across a wide range of devices.
- Infer long running tasks and background work in Android applications
- Demonstrate methods in storing, sharing and retrieving data in Android applications
- Analyze performance of android applications and understand the role of permissions and security
- Describe the steps involved in publishing Android application to share with the world

Question Paper Pattern:

- The question paper will have ten questions.
- Each full Question consisting of 20 marks

- There will be 2 full questions (with a maximum of four sub questions) from each module.
- Each full question will have sub questions covering all the topics under a module.

The students will have to answer 5 full questions, selecting one full question from each module.

Textbooks:

1. Google Developer Training, "Android Developer Fundamentals Course – Concept Reference", Google Developer Training Team, 2017. https://www.gitbook.com/book/google-developer-training/android-developer-fundamentals-course-concepts/details (Download pdf file from the above link)

Reference Books:

1. Erik Hellman, "Android Programming – Pushing the Limits", 1st Edition, Wiley India Pvt Ltd, 2014.
2. Dawn Griffiths and David Griffiths, "Head First Android Development", 1st Edition, O'Reilly SPD Publishers, 2015.
3. J F DiMarzio, "Beginning Android Programming with Android Studio", 4th Edition, Wiley India Pvt Ltd, 2016. ISBN-13: 978-8126565580
4. Anubhav Pradhan, Anil V Deshpande, " Composing Mobile Apps" using Android, Wiley 2014, ISBN: 978-81-265-4660-2

INTRODUCTION TO DATA SRUCTURES AND ALGORITHM
(OPEN ELECTIVE)
(Effective from the academic year 2018 -2019)
SEMESTER – VI

Course Code	**18CS652**	**CIE Marks**	40
Number of Contact Hours/Week	3:0:0	**SEE Marks**	60
Total Number of Contact Hours	40	**Exam Hours**	03

CREDITS –3

Course Learning Objectives: This course (18CS652) will enable students to:

- Identify different data structures in C programming language
- Appraise the use of data structures in problem solving
- Implement data structures using C programming language.

Module 1	**Contact Hours**
Introduction to C, constants, variables, data types, input output operations, operators and expressions, control statements, arrays, strings, built-in functions, user defined functions, structures, unions and pointers **Text Book 1: Chapter 1 and 2** **RBT: L1, L2**	08
Module 2	
Algorithms, Asymptotic notations, Introduction to data structures, Types of data structures, Arrays. **Text Book 1: Chapter 3 and 4** **RBT: L1, L2**	08
Module 3	
Linked lists, Stacks **Text Book 1: Chapter 5 and 6** **RBT: L1, L2**	08
Module 4	
Queues, Trees **Text Book 1: Chapter 7 and 8** **RBT: L1, L2**	08
Module 5	
Graphs, Sorting ,(selection, insertion, bubble, quick)and searching(Linear, Binary, Hash) **Text Book 1: Chapter 7 and 8** **RBT: L1, L2**	08

Course Outcomes: The student will be able to :

- Identify different data structures in C programming language
- Appraise the use of data structures in problem solving
- Implement data structures using C programming language.

Question Paper Pattern:

- The question paper will have ten questions.
- Each full Question consisting of 20 marks
- There will be 2 full questions (with a maximum of four sub questions) from each module.
- Each full question will have sub questions covering all the topics under a module.
- The students will have to answer 5 full questions, selecting one full question from each module.

Textbooks:

1. Data structures using C , E Balagurusamy, McGraw Hill education (India) Pvt. Ltd, 2013.

Reference Books:

1. Ellis Horowitz and Sartaj Sahni, Fundamentals of Data Structures in C, 2nd Ed, Universities Press, 2014.
2. Seymour Lipschutz, Data Structures Schaum's Outlines, Revised 1st Ed, McGraw Hill, 2014.

PROGRAMMING IN JAVA
(OPEN ELECTIVE)
(Effective from the academic year 2018 -2019)
SEMESTER – VI

Course Code	**18CS653**	**CIE Marks**	40
Number of Contact Hours/Week	3:0:0	**SEE Marks**	60
Total Number of Contact Hours	40	**Exam Hours**	03

CREDITS –3

Course Learning Objectives: This course (18CS653) will enable students to:

- Learn fundamental features of object oriented language and JAVA
- Set up Java JDK environment to create, debug and run simple Java programs.
- Learn object oriented concepts using programming examples.
- Study the concepts of importing of packages and exception handling mechanism.
- Discuss the String Handling examples with Object Oriented concepts

Module – 1	**Teaching Hours**
An Overview of Java: Object-Oriented Programming, A First Simple Program, A Second Short Program, Two Control Statements, Using Blocks of Code, Lexical Issues, The Java Class Libraries, Data Types, Variables, and Arrays: Java Is a Strongly Typed Language, The Primitive Types, Integers, Floating-Point Types, Characters, Booleans, A Closer Look at Literals, Variables, Type Conversion and Casting, Automatic Type Promotion in Expressions, Arrays, A Few Words About Strings **Text book 1: Ch 2, Ch 3** **RBT: L1, L2**	08
Module – 2	
Operators: Arithmetic Operators, The Bitwise Operators, Relational Operators, Boolean Logical Operators, The Assignment Operator, The ? Operator, Operator Precedence, Using Parentheses, Control Statements: Java's Selection Statements, Iteration Statements, Jump Statements. **Text book 1: Ch 4, Ch 5** **RBT: L1, L2**	08
Module – 3	
Introducing Classes: Class Fundamentals, Declaring Objects, Assigning Object Reference Variables, Introducing Methods, Constructors, The this Keyword, Garbage Collection, The finalize( ) Method, A Stack Class, A Closer Look at Methods and Classes: Overloading Methods, Using Objects as Parameters, A Closer Look at Argument Passing, Returning Objects, Recursion, Introducing Access Control, Understanding static, Introducing final, Arrays Revisited, Inheritance: Inheritance, Using super, Creating a Multilevel Hierarchy, When Constructors Are Called, Method Overriding, Dynamic Method Dispatch, Using Abstract Classes, Using final with Inheritance, The Object Class. **Text book 1: Ch 6, Ch 7.1-7.9, Ch 8.** **RBT: L1, L2**	08
Module – 4	
Packages and Interfaces: Packages, Access Protection, Importing Packages, Interfaces, Exception Handling: Exception-Handling Fundamentals, Exception Types, Uncaught Exceptions, Using try and catch, Multiple catch Clauses, Nested try Statements, throw, throws, finally, Java's Built-in Exceptions, Creating Your Own Exception Subclasses, Chained Exceptions, Using Exceptions.	08

Text book 1: Ch 9, Ch 10 **RBT: L1, L2**	
Module – 5	
Enumerations, Type Wrappers, I/O, Applets, and Other Topics: I/O Basics, Reading Console Input, Writing Console Output, The PrintWriter Class, Reading and Writing Files, Applet Fundamentals, The transient and volatile Modifiers, Using instanceof, strictfp, Native Methods, Using assert, Static Import, Invoking Overloaded Constructors Through this( ), String Handling: The String Constructors, String Length, Special String Operations, Character Extraction, String Comparison, Searching Strings, Modifying a String, Data Conversion Using valueOf( ), Changing the Case of Characters Within a String , Additional String Methods, StringBuffer, StringBuilder. **Text book 1: Ch 12.1,12.2, Ch 13, Ch 15** **RBT: L1, L2**	08
Course outcomes: The students should be able to:	
• Explain the object-oriented concepts and JAVA. • Develop computer programs to solve real world problems in Java. Develop simple GUI interfaces for a computer program to interact with users	
Question Paper Pattern:	
• The question paper will have ten questions. • Each full Question consisting of 20 marks • There will be 2 full questions (with a maximum of four sub questions) from each module. • Each full question will have sub questions covering all the topics under a module. • The students will have to answer 5 full questions, selecting one full question from each module.	
Text Books:	
1. Herbert Schildt, Java The Complete Reference, 7th Edition, Tata McGraw Hill, 2007. (Chapters 2, 3, 4, 5, 6,7, 8, 9,10, 12,13,15)	
Reference Books:	
1. Cay S Horstmann, "Core Java - Vol. 1 Fundamentals", Pearson Education, 10th Edition, 2016. 2. Raoul-Gabriel Urma, Mario Fusco, Alan Mycroft, "Java 8 in Action", Dreamtech Press/Manning Press, 1st Edition, 2014.	

INTRODUCTION TO OPERATING SYSTEM
(OPEN ELECTIVE)
(Effective from the academic year 2018 -2019)
SEMESTER – VII

Course Code	**18CS654**	**CIE Marks**	40
Number of Contact Hours/Week	3:0:0	**SEE Marks**	60
Total Number of Contact Hours	40	**Exam Hours**	03

CREDITS –3

Course Learning Objectives: This course (18CS654) will enable students to:

- Explain the fundamentals of operating system
- Comprehend multithreaded programming, process management, memory management and storage management.
- Familier with various types of operating systems

Module – 1	**Teaching Hours**
Introduction: What OS do, Computer system organization, architecture, structure, Operations, Process, memory and storage management, Protection and security, Distributed systems, Special purpose systems, computing environments. System Structure: OS Services, User OSI, System calls, Types of system calls, System programs, OS design and implementation, OS structure, Virtual machines, OS generation, system boot **Textbook1: Chapter 1, 2** **RBT: L1, L2**	08
Module – 2	
Process Concept: Overview, Process scheduling, Operations on process, IPC, Examples in IPC, Communication in client-server systems. Multithreaded Programming: Overview, Models, Libraries, Issues, OS Examples **Textbook1: Chapter 3,4** **RBT: L1, L2**	08
Module – 3	
Process Scheduling: Basic concept, Scheduling criteria, Algorithm, multiple processor scheduling, thread scheduling, OS Examples, Algorithm Evaluation. Synchronization: Background, the critical section problem, Petersons solution, Synchronization hardware, Semaphores, Classic problems of synchronization, Monitors, Synchronization examples, Atomic transactions **Textbook1: Chapter 5, 6** **RBT: L1, L2**	08
Module – 4	
Deadlocks: System model, Deadlock characterization, Method of handling deadlock, Deadlock prevention, Avoidance, Detection, Recovery from deadlock Memory management strategies: Background, swapping, contiguous memory allocation, paging, structure of page table, segmentation, **Textbook1: Chapter 7, 8** **RBT: L1, L2**	08
Module – 5	
Virtual Memory management: Background, Demand paging, Copy-on-write, Page replacement, allocation of frames, Trashing, Memory mapped files, Allocating Kernel memory, Operating system examples	08

File system: File concept, Access methods, Directory structure, File system mounting, File sharing, protection **Textbook1: Chapter 9, 10** **RBT: L1, L2**	

Course outcomes: The students should be able to:

- Explain the fundamentals of operating system
- Comprehend process management, memory management and storage management.
- Familiar with various types of operating systems

Question Paper Pattern:

- The question paper will have ten questions.
- Each full Question consisting of 20 marks
- There will be 2 full questions (with a maximum of four sub questions) from each module.
- Each full question will have sub questions covering all the topics under a module.
- The students will have to answer 5 full questions, selecting one full question from each module.

Text Books:

1. A. Silberschatz, P B Galvin, G Gagne, Operating systems, 7th edition, John Wiley and sons,.

Reference Books:

1. William Stalling,"Operating Systems: Internals and Design Principles", Pearson Education, 1st Edition, 2018.
2. Andrew S Tanenbaum, Herbert BOS, "Modern Operating Systems", Pearson Education, 4th Edition, 2016

SYSTEM SOFTWARE LABORATORY
(Effective from the academic year 2018 -2019)
SEMESTER – VI

Course Code	**18CSL66**	**CIE Marks**	40
Number of Contact Hours/Week	0:2:2	**SEE Marks**	60
Total Number of Lab Contact Hours	36	**Exam Hours**	03

Credits – 2

Course Learning Objectives: This course (18CSL66) will enable students to:

- To make students familiar with Lexical Analysis and Syntax Analysis phases of Compiler Design and implement programs on these phases using LEX & YACC tools and/or C/C++/Java
- To enable students to learn different types of CPU scheduling algorithms used in operating system.
- To make students able to implement memory management - page replacement and deadlock handling algorithms

Descriptions (if any):

Exercises to be prepared with minimum three files (Where ever necessary):

1. Header file.
2. Implementation file.
3. Application file where main function will be present.

The idea behind using three files is to differentiate between the developer and user sides. In the developer side, all the three files could be made visible. For the user side only header file and application files could be made visible, which means that the object code of the implementation file could be given to the user along with the interface given in the header file, hiding the source file, if required. Avoid I/O operations (printf/scanf) and use ***data input file*** where ever it is possible.

Programs List:

Installation procedure of the required software must be demonstrated, carried out in groups and documented in the journal.

1.	
a.	Write a LEX program to recognize valid ***arithmetic expression.*** Identifiers in the expression could be only integers and operators could be + and *. Count the identifiers & operators present and print them separately.
b.	Write YACC program to evaluate ***arithmetic expression*** involving operators: +, -, *, and /
2.	Develop, Implement and Execute a program using YACC tool to recognize all strings ending with ***b*** preceded by ***n a's*** using the grammar $a^n b$ (note: input ***n*** value)
3.	Design, develop and implement YACC/C program to construct ***Predictive / LL(1) Parsing Table*** for the grammar rules: $A \rightarrow aBa$, $B \rightarrow bB \mid \varepsilon$. Use this table to parse the sentence: ***abba$***
4.	Design, develop and implement YACC/C program to demonstrate ***Shift Reduce Parsing*** technique for the grammar rules: $E \rightarrow E+T \mid T$, $T \rightarrow T*F \mid F$, $F \rightarrow (E) \mid id$ and parse the sentence: ***id + id * id***.
5.	Design, develop and implement a C/Java program to generate the machine code using ***Triples*** for the statement ***A = -B * (C +D)*** whose intermediate code in three-address form: ***T1 = -B*** ***T2 = C + D*** ***T3 = T1 + T2*** ***A = T3***

6.	
a.	Write a LEX program to eliminate ***comment lines*** in a ***C*** program and copy the resulting program into a separate file.
b.	Write YACC program to recognize valid ***identifier, operators and keywords*** in the given text (*C program*) file.
7.	Design, develop and implement a C/C++/Java program to simulate the working of Shortest remaining time and Round Robin (RR) scheduling algorithms. Experiment with different quantum sizes for RR algorithm.
8.	Design, develop and implement a C/C++/Java program to implement Banker's algorithm. Assume suitable input required to demonstrate the results
9.	Design, develop and implement a C/C++/Java program to implement page replacement algorithms LRU and FIFO. Assume suitable input required to demonstrate the results.

Laboratory Outcomes: The student should be able to:

- Implement and demonstrate Lexer's and Parser's
- Evaluate different algorithms required for management, scheduling, allocation and communication used in operating system.

Conduct of Practical Examination:

- Experiment distribution
  - For laboratories having only one part: Students are allowed to pick one experiment from the lot with equal opportunity.
  - For laboratories having PART A and PART B: Students are allowed to pick one experiment from PART A and one experiment from PART B, with equal opportunity.
- Change of experiment is allowed only once and marks allotted for procedure to be made zero of the changed part only.
- Marks Distribution *(Courseed to change in accoradance with university regulations)*
  m) For laboratories having only one part – Procedure + Execution + Viva-Voce: 15+70+15 = 100 Marks
  n) For laboratories having PART A and PART B
    i. Part A – Procedure + Execution + Viva = 6 + 28 + 6 = 40 Marks
    ii. Part B – Procedure + Execution + Viva = 9 + 42 + 9 = 60 Marks

COMPUTER GRAPHICS LABORATORY WITH MINI PROJECT
(Effective from the academic year 2018 -2019)
SEMESTER – VI

Course Code	**18CSL67**	**CIE Marks**	40
Number of Contact Hours/Week	0:2:2	**SEE Marks**	60
Total Number of Lab Contact Hours	36	**Exam Hours**	03

Credits – 2

Course Learning Objectives: This course (18CSL67) will enable students to:

- Demonstrate simple algorithms using OpenGL Graphics Primitives and attributes.
- Implementation of line drawing and clipping algorithms using OpenGL functions
- Design and implementation of algorithms Geometric transformations on both 2D and 3D objects.

Descriptions (if any): --

Installation procedure of the required software must be demonstrated, carried out in groups and documented in the journal.

Programs List:

PART A

Design, develop, and implement the following programs using OpenGL API

1.	Implement Brenham's line drawing algorithm for all types of slope. Refer:Text-1: Chapter 3.5 Refer:Text-2: Chapter 8
2.	Create and rotate a triangle about the origin and a fixed point. **Refer:Text-1: Chapter 5-4**
3.	Draw a colour cube and spin it using OpenGL transformation matrices. **Refer:Text-2: Modelling a Coloured Cube**
4.	Draw a color cube and allow the user to move the camera suitably to experiment with perspective viewing. **Refer:Text-2: Topic: Positioning of Camera**
5.	Clip a lines using Cohen-Sutherland algorithm **Refer:Text-1: Chapter 6.7** **Refer:Text-2: Chapter 8**
6.	To draw a simple shaded scene consisting of a tea pot on a table. Define suitably the position and properties of the light source along with the properties of the surfaces of the solid object used in the scene. **Refer:Text-2: Topic: Lighting and Shading**
7.	Design, develop and implement recursively subdivide a tetrahedron to form 3D sierpinski gasket. The number of recursive steps is to be specified by the user. **Refer: Text-2: Topic:** sierpinski gasket.
8.	Develop a menu driven program to animate a flag using Bezier Curve algorithm **Refer: Text-1: Chapter** 8-10
9.	Develop a menu driven program to fill the polygon using scan line algorithm

PART B MINI PROJECT

Student should develop mini project on the topics mentioned below or similar applications using Open GL API. Consider all types of attributes like color, thickness, styles, font, background, speed etc., while doing mini project.

(**During the practical exam: the students should demonstrate and answer Viva-Voce**)

Sample Topics:

Simulation of concepts of OS, Data structures, algorithms etc.

Laboratory Outcomes: The student should be able to:

- Apply the concepts of computer graphics

- Implement computer graphics applications using OpenGL
- Animate real world problems using OpenGL

Conduct of Practical Examination:

- Experiment distribution
  - For laboratories having only one part: Students are allowed to pick one experiment from the lot with equal opportunity.
  - For laboratories having PART A and PART B: Students are allowed to pick one experiment from PART A and one experiment from PART B, with equal opportunity.
- Change of experiment is allowed only once and marks allotted for procedure to be made zero of the changed part only.
- Marks Distribution *(Courseed to change in accoradance with university regulations)*
  - o) For laboratories having only one part – Procedure + Execution + Viva-Voce: 15+70+15 = 100 Marks
  - p) For laboratories having PART A and PART B
    - i. Part A – Procedure + Execution + Viva = 6 + 28 + 6 = 40 Marks
    - ii. Part B – Procedure + Execution + Viva = 9 + 42 + 9 = 60 Marks

MOBILE APPLICATION DEVELOPMENT
(Effective from the academic year 2018 -2019)
SEMESTER – VI

Course Code	**18CSMP68**	**IA Marks**	40
Number of Contact Hours/Week	0:0:2	**Exam Marks**	60
Total Number of Contact Hours	3 Hours/Week	**Exam Hours**	03

CREDITS – 02

Laboratory Objectives: Thislaboratory (18CSMP68) will enable students to

- Learn and acquire the art of Android Programming.
- ConfigureAndroid studio to run the applications.
- Understand and implement Android's User interface functions.
- Create, modify and query on SQlite database.
- Inspect different methods of sharing data using services.

Descriptions (if any):

1. The installation procedure of the Android Studio/Java software must be demonstrated and carried out in groups.
2. Students should use the latest version of Android Studio/Java/ Kotlin to execute these programs. Diagrams given are for representational purposes only, students are expected to improvise on them.
3. **Part B programs should be developed as an application and are to be demonstrated as a mini project in a group by adding extra features or the students can also develop their application and demonstrate it as a mini-project. (Projects/programs are not limited to the list given in Part B).**

Programs List:

PART – A

1	Create an application to design aVisiting Card. The Visiting card should havea companylogoatthe top right corner. The company name should be displayed in Capital letters, aligned to the center. Information like the name of the employee, job title, phone number, address, email, fax and the website address isto be displayed. Insert a horizontal line between the job title and the phone number.
2	Develop an Android application usingcontrols like Button, TextView, EditText for designing a calculatorhaving basic functionality like Addition, Subtraction, Multiplication,andDivision.

	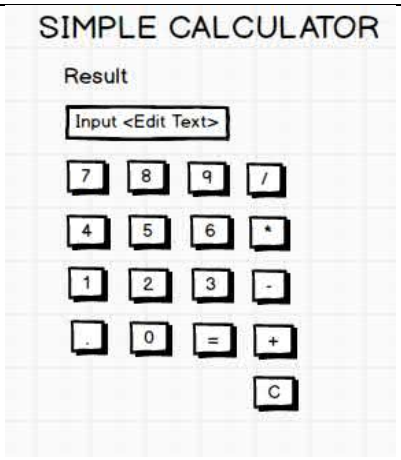
3	Create a SIGN Up activity with Username and Password. Validation of password should happen based on the following rules: • Password should contain uppercase and lowercase letters. • Password should contain letters and numbers. • Password should contain special characters. • Minimum length of the password (the default value is 8). On successful **SIGN UP** proceed to the next Login activity. Here the user should **SIGN IN** using the Username and Password created during signup activity. If the Username and Password are matched then navigate to the next activity whichdisplays a message saying "Successful Login" or else display a toast message saying "Login Failed".The user is given only two attempts and after thatdisplay a toast message saying "Failed Login Attempts" and disable the SIGN IN button. Use Bundle to transfer information from one activity to another. 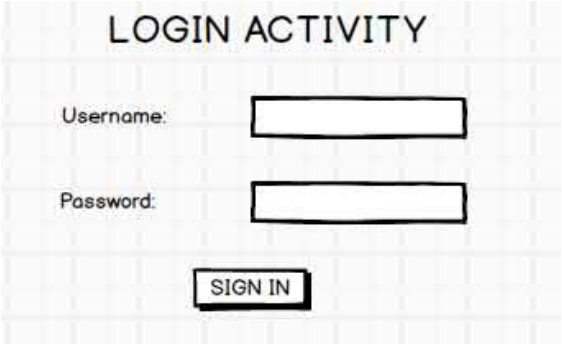

4	Develop an application to set an image as wallpaper. On click of a button, the wallpaper image should start to change randomly every 30 seconds. 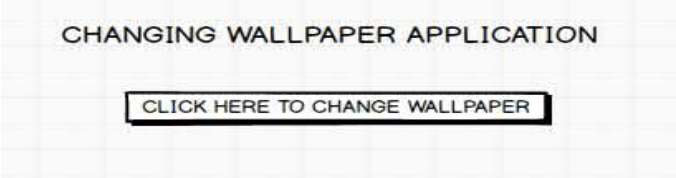
5	Write a program to create an activity with two buttons START and STOP. On pressingoftheSTART button, the activity must start the counter by displaying the numbers from One and the counter must keep on counting until the STOP button is pressed. Display the counter value in a TextViewcontrol.
6	Create two files of XML and JSON type with values for City_Name, Latitude, Longitude, Temperature,andHumidity. Develop an application to create an activity with two buttons to parse the XML and JSON files which when clicked should display the data in their respective layouts side by side. 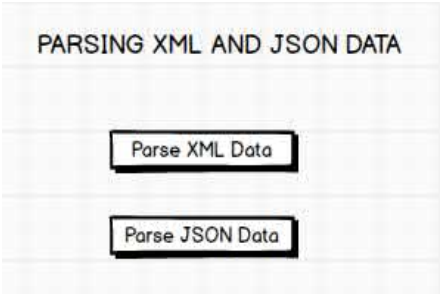 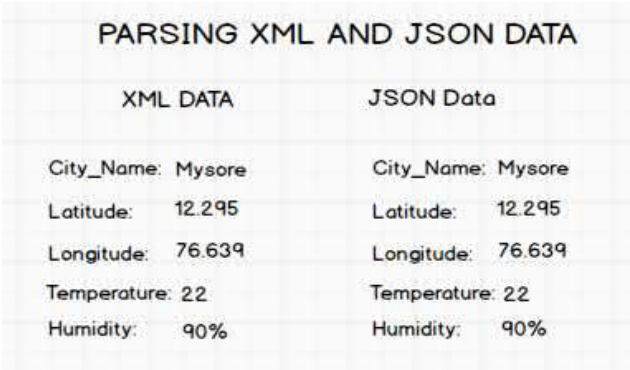

7	Develop a simple application withoneEditTextso that the user can write some text in it. Create a button called “Convert Text to Speech” that converts the user input text into voice.
8	Create an activity like a phone dialer withCALLand SAVE buttons. On pressing the CALL button, it must call the phone number and on pressing the SAVE button it must save the number to the phone contacts.
PART - B	
1	Write a program to enter Medicine Name, Date and Time of the Day as input from the user and store it in the SQLite database. Input for Time of the Day should be either Morning or Afternoon or Eveningor Night. Trigger an alarm based on the Date and Time of the Day and display the Medicine Name.

2	Develop a content provider application with an activity called “Meeting Schedule” which takes Date, Time and Meeting Agenda as input from the user and store this information into the SQLite database. Create another application with an activity called “Meeting Info” having DatePicker control, which on the selection of a date should display the Meeting Agenda information for that particular date, else it should display a toast message saying “No Meeting on this Date”. 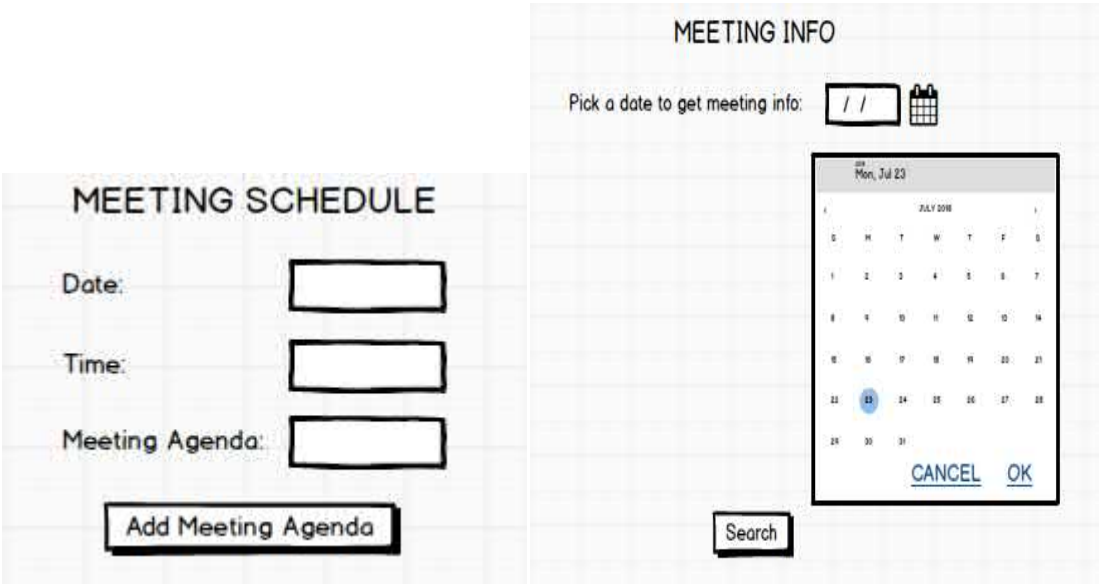
3	Create an application to receive an incoming SMS which is notified to the user. On clicking this SMS notification, the message content and the number should be displayed on the screen. Use appropriate emulator control to send the SMS message to your application.
4	Write a program to create an activity having a Text box, and also Save, Open and Create buttons. The user has to write some text in the Text box. On pressing the Create button the text should be saved as a text file in MkSDcard. On subsequent changes to the text, the Save button should be pressed to store the latest content to the same file. On pressing the Open button, it should display the contents from the previously stored files in the Text box. If the user tries to save the contents in the Textbox to a file without creating it, then a toast message has to be displayed saying “First Create a File”.

	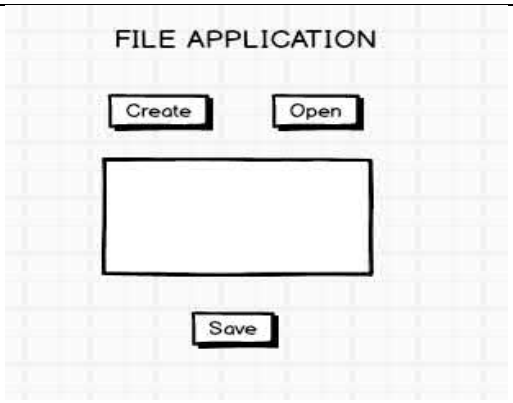
5	Create an application to demonstrate a basic media playerthat allows the user to Forward, Backward, Play and Pause an audio. Also, make use of the indicator in the seek bar to move the audio forward or backward as required. 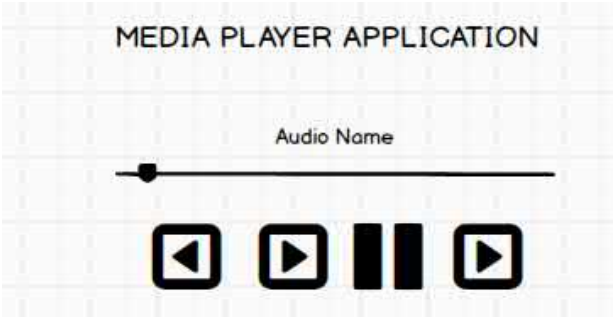
6	Develop an application to demonstrate the use of Asynchronous tasks in android. The asynchronous task should implement the functionality of a simple moving banner. On pressing the **Start Task** button, the banner message should scrollfrom right to left. On pressing the **Stop Task** button, the banner message should stop.Let the banner message be "Demonstration of Asynchronous Task". 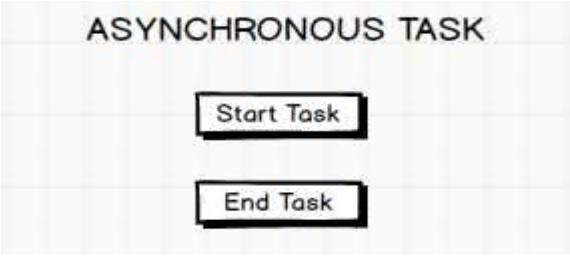
7	Develop an application that makes use of the clipboard framework for copying and pasting of the text. The activity consists of two EditText controls and two Buttons to trigger the copy and paste functionality.

	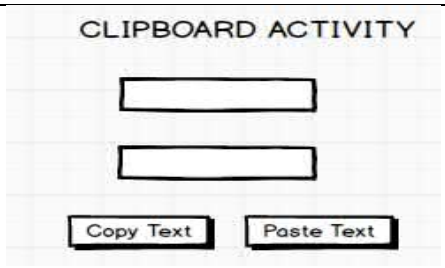
8	Create an AIDL service that calculates Car Loan EMI. The formula to calculate EMI is **$E = P * (r(1+r)^n)/((1+r)^n-1)$** where E = The EMI payable on the car loan amount P = The Car loan Principal Amount r = The interest rate value computed on a monthly basis n = The loan tenure in the form of months The down payment amount has to be deducted from the principal amount paid towards buying the Car. Develop an application that makes use of this AIDL service to calculate the EMI. This application should have four EditText to read the PrincipalAmount, Down Payment, Interest Rate, Loan Term (in months) and a button named as "Calculate Monthly EMI". On click of this button, the result should be shown in a TextView. Also, calculate the EMI by varying the Loan Term and Interest Rate values. 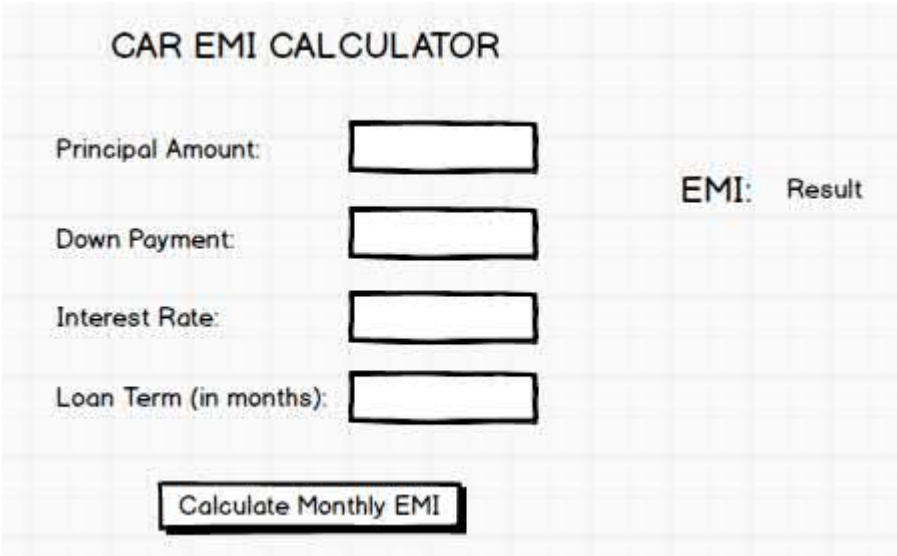

Laboratory Outcomes: After studying theselaboratory programs, students will be able to

- Create, test and debug Android application by setting up Android development environment.
- Implement adaptive, responsive user interfaces that work across a wide range of devices.
- Infer long running tasks and background work in Android applications.
- Demonstrate methods in storing, sharing and retrieving data in Android applications.

- Infer the role of permissions and security for Android applications.

Procedure to Conduct Practical Examination

- Experiment distribution
  - For laboratories having only one part: Students are allowed to pick oneexperiment from the lot with equal opportunity.
  - For laboratories having PART A and PART B: Students are allowed to pick oneexperiment from PART A and one experiment from PART B, with equalopportunity.

- Change of experiment is allowed only once and marks allotted for procedure to be made zero of the changed part only.

- Marks Distribution (Courseed to change in accordance with university regulations)
  - For laboratories having only one part – Procedure + Execution + Viva-Voce: 15+70+15= 100 Marks
  - For laboratories having PART A and PART B
    i. Part A – Procedure + Execution + Viva = 6 + 28 + 6 = 40 Marks

    ii. Part B – Procedure + Execution + Viva = 9 + 42 + 9 = 60 Marks

Text Books:

1. Google Developer Training, **"Android Developer Fundamentals Course – Concept Reference",** Google Developer Training Team, 2017. https://www.gitbook.com/book/google-developer-training/android-developer-fundamentals-course-concepts/details
   (Download pdf file from the above link)

Reference Books:

1. Erik Hellman, **"Android Programming – Pushing the Limits",** 1st Edition, Wiley India Pvt Ltd, 2014. ISBN-13: 978-8126547197
2. Dawn Griffiths and David Griffiths, **"Head First Android Development",** 1st Edition, O'Reilly SPD Publishers, 2015. ISBN-13: 978-9352131341
3. Bill Phillips, Chris Stewart and Kristin Marsicano, **"Android Programming: The Big Nerd Ranch Guide",** 3rd Edition, Big Nerd Ranch Guides, 2017. ISBN-13: 978-0134706054

ARTIFICIAL INTELLIGENCE AND MACHINE LEARNING (Effective from the academic year 2018 -2019) SEMESTER – VII			
Course Code	**18CS71**	**CIE Marks**	40
Number of Contact Hours/Week	4:0:0	**SEE Marks**	60
Total Number of Contact Hours	50	**Exam Hours**	03
CREDITS –4			

Course Learning Objectives: This course (18CS71) will enable students to:

- Explain Artificial Intelligence and Machine Learning
- Illustrate AI and ML algorithm and their use in appropriate applications

Module 1	**Contact Hours**
What is artificial intelligence?, Problems, problem spaces and search, Heuristic search techniques **Texbook 1: Chapter 1, 2 and 3** **RBT: L1, L2**	10
Module 2	
Knowledge representation issues, Predicate logic, Representaiton knowledge using rules. Concpet Learning: Concept learning task, Concpet learning as search, Find-S algorithm, Candidate Elimination Algorithm, Inductive bias of Candidate Elimination Algorithm. **Texbook 1: Chapter 4, 5 and 6** **Texbook2: Chapter 2 (2.1-2.5, 2.7)** **RBT: L1, L2, L3**	10
Module 3	
Decision Tree Learning: Introduction, Decision tree representation, Appropriate problems, ID3 algorith. Aritificil Nueral Network: Introduction, NN representation, Appropriate problems, Perceptrons, Backpropagation algorithm. **Texbook2: Chapter 3 (3.1-3.4), Chapter 4 (4.1-4.5)** **RBT: L1, L2, L3**	10
Module 4	
Bayesian Learning: Introduction, Bayes theorem, Bayes theorem and concept learning, ML and LS error hypothesis, ML for predicting, MDL principle, Bates optimal classifier, Gibbs algorithm, Navie Bayes classifier, BBN, EM Algorithm **Texbook2: Chapter 6** **RBT: L1, L2, L3**	10
Module 5	
Instance-Base Learning: Introduction, k-Nearest Neighbour Learning, Locally weighted regression, Radial basis function, Case-Based reasoning. Reinforcement Learning: Introduction, The learning task, Q-Learning. **Texbook 1: Chapter 8 (8.1-8.5), Chapter 13 (13.1 – 13.3)** **RBT: L1, L2, L3**	10

Course Outcomes: The student will be able to :

- Appaise the theory of Artificial intelligence and Machine Learning.
- Illustrate the working of AI and ML Algorithms.
- Demonstrate the applications of AI and ML.

Question Paper Pattern:

- The question paper will have ten questions.
- Each full Question consisting of 20 marks

- There will be 2 full questions (with a maximum of four sub questions) from each module.
- Each full question will have sub questions covering all the topics under a module.
- The students will have to answer 5 full questions, selecting one full question from each module.

Textbooks:

1. Tom M Mitchell,**"Machine Lerning",** 1st Edition, McGraw Hill Education, 2017.
2. Elaine Rich, Kevin K and S B Nair, **"Artificial Inteligence",** 3rd Edition, McGraw Hill Education, 2017.

Reference Books:

1. Saroj Kaushik, Artificial Intelligence, Cengage learning
2. Stuart Rusell, Peter Norving , Artificial Intelligence: A Modern Approach, Pearson Education 2nd Edition
3. AurÈlienGÈron,"Hands-On Machine Learning with Scikit-Learn and Tensor Flow: Concepts, Tools, and Techniques to Build Intelligent Systems", 1st Edition, Shroff/O'Reilly Media, 2017.
4. Trevor Hastie, Robert Tibshirani, Jerome Friedman, h The Elements of Statistical Learning, 2nd edition, springer series in statistics.
5. Ethem Alpaydın, Introduction to machine learning, second edition, MIT press
6. Srinvivasa K G and Shreedhar, " Artificial Intelligence and Machine Learning", Cengage

BIG DATA AND ANALYTICS (Effective from the academic year 2018 -2019) SEMESTER – VII			
Course Code	**18CS72**	**CIE Marks**	40
Number of Contact Hours/Week	4:0:0	**SEE Marks**	60
Total Number of Contact Hours	50	**Exam Hours**	03
CREDITS –4			

Course Learning Objectives: This course (18CS72) will enable students to:

- Understand fundamentals of Big Data analytics
- Explore the Hadoop framework and Hadoop Distributed File system
- Illustrate the concepts of NoSQL using MongoDB and Cassandra for Big Data
- Employ MapReduce programming model to process the big data
- Understand various machine learning algorithms for Big Data Analytics, Web Mining and Social Network Analysis.

Module 1	**Contact Hours**
Introduction to Big Data Analytics: Big Data, Scalability and Parallel Processing, Designing Data Architecture, Data Sources, Quality, Pre-Processing and Storing, Data Storage and Analysis, Big Data Analytics Applications and Case Studies. **Text book 1: Chapter 1: 1.2 -1.7** **RBT: L1, L2, L3**	10
Module 2	
Introduction to Hadoop (T1): Introduction, Hadoop and its Ecosystem, Hadoop Distributed File System, MapReduce Framework and Programming Model, Hadoop Yarn, Hadoop Ecosystem Tools. **Hadoop Distributed File System Basics (T2):** HDFS Design Features, Components, HDFS User Commands. **Essential Hadoop Tools (T2):** Using Apache Pig, Hive, Sqoop, Flume, Oozie, HBase. **Text book 1: Chapter 2 :2.1-2.6** **Text Book 2: Chapter 3** **Text Book 2: Chapter 7 (except walk throughs)** **RBT: L1, L2, L3**	10
Module 3	
NoSQL Big Data Management, MongoDB and Cassandra: Introduction, NoSQL Data Store, NoSQL Data Architecture Patterns, NoSQL to Manage Big Data, Shared-Nothing Architecture for Big Data Tasks, MongoDB, Databases, Cassandra Databases. **Text book 1: Chapter 3: 3.1-3.7** **RBT: L1, L2, L3**	10
Module 4	
MapReduce, Hive and Pig: Introduction, MapReduce Map Tasks, Reduce Tasks and MapReduce Execution, Composing MapReduce for Calculations and Algorithms, Hive, HiveQL, Pig. **Text book 1: Chapter 4: 4.1-4.6** **RBT: L1, L2, L3**	10

Module 5	
Machine Learning Algorithms for Big Data Analytics: Introduction, Estimating the relationships, Outliers, Variances, Probability Distributions, and Correlations, Regression analysis, Finding Similar Items, Similarity of Sets and Collaborative Filtering, Frequent Itemsets and Association Rule Mining. **Text, Web Content, Link, and Social Network Analytics:** Introduction, Text mining, Web Mining, Web Content and Web Usage Analytics, Page Rank, Structure of Web and analyzing a Web Graph, Social Network as Graphs and Social Network Analytics: **Text book 1: Chapter 6: 6.1 to 6.5** **Text book 1: Chapter 9: 9.1 to 9.5**	10

Course Outcomes: The student will be able to:

- Understand fundamentals of Big Data analytics.
- Investigate Hadoop framework and Hadoop Distributed File system.
- Illustrate the concepts of NoSQL using MongoDB and Cassandra for Big Data.
- Demonstrate the MapReduce programming model to process the big data along with Hadoop tools.
- Use Machine Learning algorithms for real world big data.
- Analyze web contents and Social Networks to provide analytics with relevant visualization tools.

Question Paper Pattern:

- The question paper will have ten questions.
- Each full Question consisting of 20 marks
- There will be 2 full questions (with a maximum of four sub questions) from each module.
- Each full question will have sub questions covering all the topics under a module.
- The students will have to answer 5 full questions, selecting one full question from each module.

Textbooks:

1. Raj Kamal and Preeti Saxena, "**Big Data Analytics Introduction to Hadoop, Spark, and Machine-Learning",** McGraw Hill Education, 2018 ISBN: 9789353164966, 9353164966
2. Douglas Eadline, **"Hadoop 2 Quick-Start Guide: Learn the Essentials of Big Data Computing in the Apache Hadoop 2 Ecosystem",** 1st Edition, Pearson Education, 2016. ISBN-13: 978-9332570351

Reference Books:

1. Tom White, **"Hadoop: The Definitive Guide",** 4th Edition, O'Reilly Media, 2015.ISBN-13: 978-9352130672
2. Boris Lublinsky, Kevin T Smith, Alexey Yakubovich, **"Professional Hadoop Solutions",** 1st Edition, Wrox Press, 2014ISBN-13: 978-8126551071
3. Eric Sammer, **"Hadoop Operations: A Guide for Developers and Administrators",**1st Edition, O'Reilly Media, 2012.ISBN-13: 978-9350239261
4. Arshdeep Bahga, Vijay Madisetti, **"Big Data Analytics: A Hands-On Approach",** 1st Edition, VPT Publications, 2018. ISBN-13: 978-0996025577

SOFTWARE ARCHITECTURE AND DESIGN PATTERNS (Effective from the academic year 2018 -2019) SEMESTER – VII			
Course Code	**18CS731**	**CIE Marks**	40
Number of Contact Hours/Week	3:0:0	**SEE Marks**	60
Total Number of Contact Hours	40	**Exam Hours**	03
CREDITS –3			

Course Learning Objectives: This course (18CS731) will enable students to:

- Learn How to add functionality to designs while minimizing complexity.
- What code qualities are required to maintain to keep code flexible?
- To Understand the common design patterns.
- To explore the appropriate patterns for design problems

Module 1	**Contact Hours**
Introduction: what is a design pattern? describing design patterns, the catalog of design pattern, organizing the catalog, how design patterns solve design problems, how to select a design pattern, how to use a design pattern. A Notation for Describing Object-Oriented Systems **Textbook 1: Chapter 1 and 2.7** **Analysis a System**: overview of the analysis phase, stage 1: gathering the requirements functional requirements specification, defining conceptual classes and relationships, using the knowledge of the domain. Design and Implementation, discussions and further reading. **Textbook 1: Chapter 6** **RBT: L1, L2, L3**	08
Module 2	
Design Pattern Catalog: Structural patterns, Adapter, bridge, composite, decorator, facade, flyweight, proxy. **Textbook 2: chapter 4** **RBT: L1, L2, L3**	08
Module 3	
BehavioralPatterns: Chain of Responsibility, Command, Interpreter, Iterator, Mediator, Memento, Observer, State, Template Method **Textbook 2: chapter 5** **RBT: L1, L2, L3**	08
Module 4	
Interactive systems and the MVC architecture: Introduction, The MVC architectural pattern, analyzing a simple drawing program, designing the system, designing of the subsystems, getting into implementation, implementing undo operation, drawing incompleteitems, adding a new feature, pattern-based solutions. **Textbook 1: Chapter 11** **RBT: L1, L2, L3**	08
Module 5	
Designing with Distributed Objects: Client server system, java remote method invocation, implementing an object-oriented system on the web (discussions and further reading) a note on input and output, selection statements, loops arrays. **Textbook 1: Chapter 12** **RBT: L1, L2, L3**	08

Course Outcomes: The student will be able to :

- Design and implement codes with higher performance and lower complexity
- Be aware of code qualities needed to keep code flexible

- Experience core design principles and be able to assess the quality of a design with respect to these principles.
- Capable of applying these principles in the design of object oriented systems.
- Demonstrate an understanding of a range of design patterns. Be capable of comprehending a design presented using this vocabulary.
- Be able to select and apply suitable patterns in specific contexts

Question Paper Pattern:

- The question paper will have ten questions.
- Each full Question consisting of 20 marks
- There will be 2 full questions (with a maximum of four sub questions) from each module.
- Each full question will have sub questions covering all the topics under a module.
- The students will have to answer 5 full questions, selecting one full question from each module.

Textbooks:

1. Brahma Dathan, Sarnath Rammath, Object-oriented analysis, design and implementation, Universities Press,2013
2. Erich Gamma, Richard Helan, Ralph Johman, John Vlissides , Design Patterns, Pearson Publication,2013.

Reference Books:

1. Frank Bachmann, ReginеMeunier, Hans Rohnert "Pattern Oriented Software Architecture" –Volume 1, 1996.
2. William J Brown et al., "Anti-Patterns: Refactoring Software, Architectures and Projects in Crisis", John Wiley, 1998.

HIGH PERFORMANCE COMPUTING (Effective from the academic year 2018 -2019) SEMESTER – VII			
Course Code	**18CS732**	**CIE Marks**	40
Number of Contact Hours/Week	3:0:0	**SEE Marks**	60
Total Number of Contact Hours	40	**Exam Hours**	03
CREDITS –3			

Course Learning Objectives: This course (18CS732) will enable students to:

- Introduce students the design, analysis, and implementation, of high performance computational science and engineering applications.
- Illustrate on advanced computer architectures, parallel algorithms, parallel languages, and performance-oriented computing.

Module – 1	**Contact Hours**
Introduction to Parallel Computing: Motivating Parallelism, Scope of Parallel Computing, **Parallel Programming Platforms:** Implicit Parallelism: Trends in Microprocessor Architectures, Limitations of Memory System Performance, Dichotomy of Parallel Computing Platforms, Physical Organization of Parallel Platforms, Communication Costs in Parallel Machines, Routing Mechanisms for Interconnection Networks, Impact of Process-Processor Mapping and Mapping Techniques. **T1: Ch: 1.1, 1.2, 2.1 – 2.7** **RBT: L1, L2**	08
Module – 2	
Principles of Parallel Algorithm Design: Preliminaries, Decomposition Techniques, Characteristics of Tasks and Interactions, Mapping Techniques for Load Balancing, Methods for Containing Interaction Overheads, Parallel Algorithm Models **Basic Communication Operations:** One-to-All Broadcast and All-to-One Reduction, All-to-All Broadcast and Reduction, All-Reduce and Prefix-Sum Operations, Scatter and Gather, All-to-All Personalized Communication, Circular Shift, Improving the Speed of Some Communication Operations **T1: Ch 3, 4** **RBT: L1, L2**	08
Module – 3	
Analytical Modeling of Parallel Programs: Sources of Overhead in Parallel Programs, Performance Metrics for Parallel Systems, The Effect of Granularity on Performance, Scalability of Parallel Systems. Minimum Execution Time and Minimum Cost-Optimal Execution Time, Asymptotic Analysis of Parallel Programs Section 5.7. Other Scalability Metrics, Programming Using the Message-Passing Paradigm: Principles of Message-Passing Programming, The Building Blocks: Send and Receive Operations, MPI: the Message Passing Interface, Topologies and Embedding, Overlapping Communication with Computation, Collective Communication and Computation Operations, Groups and Communicators **T1: Ch 5, 6** **RBT: L1, L2, L3**	08
Module – 4	
Programming Shared Address Space Platforms: Thread Basics, Why Threads?, The POSIX Thread API, Thread Basics: Creation and Termination, Synchronization Primitives in Pthreads, Controlling Thread and Synchronization Attributes, Thread Cancellation,	08

Composite Synchronization Constructs, Tips for Designing Asynchronous Programs, OpenMP: a Standard for Directive Based Parallel Programming Dense Matrix Algorithms: Matrix-Vector Multiplication, Matrix-Matrix Multiplication, Solving a System of Linear Equations Sorting: Issues in Sorting on Parallel Computers, Sorting Networks, Bubble Sort and its Variants, Quicksort, Bucket and Sample Sort. **T1: Ch 7, 8 9** **RBT: L1, L2**	
Module – 5	
Graph Algorithms: Definitions and Representation, Minimum Spanning Tree: Prim's Algorithm, Single-Source Shortest Paths: Dijkstra's Algorithm, All-Pairs Shortest Paths, Transitive Closure, Connected Components, Algorithms for Sparse Graphs, Search Algorithms for Discrete Optimization Problems: Definitions and Examples, Sequential Search Algorithms, Search Overhead Factor, Parallel Depth-First Search, Parallel Best-First Search, Speedup, Anomalies in Parallel Search Algorithms **T1: Ch10, 11** **RBT: L1, L2**	08
Course outcomes: The students should be able to:	
• Illustrate the key factors affecting performance of CSE applications • Illusrate mapping of applications to high-performance computing systems • Apply hardware/software co-design for achieving performance on real-world applications	
Question paper pattern: • The question paper will have ten questions. • There will be 2 questions from each module. • Each question will have questions covering all the topics under a module. • The students will have to answer 5 full questions, selecting one full question from each module.	
Text Books:	
1. Introduction to Parallel Computing, AnanthGrama, Anshul Gupta, George Karypis, and Vipin Kumar, 2nd edition, Addison-Welsey, 2003.	
Reference Books:	
1. Grama, A. Gupta, G. Karypis, V. Kumar, An Introduction to Parallel Computing, Design and Analysis of Algorithms: 2/e, Addison-Wesley, 2003. 2. G.E. Karniadakis, R.M. Kirby II, Parallel Scientific Computing in C++ and MPI: A Seamless Approach to Parallel Algorithms and their Implementation, Cambridge University Press,2003. 3. Wilkinson and M. Allen, Parallel Programming: Techniques and Applications Using Networked Workstations and Parallel Computers, 2/E, Prentice Hall, 2005. 4. M.J. Quinn, Parallel Programming in C with MPI and OpenMP, McGraw-Hill, 2004. 5. G.S. Almasi and A. Gottlieb, Highly Parallel Computing, 2/E, Addison-Wesley, 1994. 6. David Culler Jaswinder Pal Singh,"Parallel Computer Architecture: A hardware/Software Approach", Morgan Kaufmann, 1999. 7. Kai Hwang, "Scalable Parallel Computing", McGraw Hill 1998.	

ADVANCED COMPUTER ARCHITECTURES (Effective from the academic year 2018 -2019) SEMESTER – VIII			
Course Code	**18CS733**	**CIE Marks**	40
Number of Contact Hours/Week	3:0:0	**SEE Marks**	60
Total Number of Contact Hours	40	**Exam Hours**	03
CREDITS –3			

Course Learning Objectives: This course (18CS733) will enable students to:

- Describe computer architecture.
- Measure the performance of architectures in terms of right parameters.
- Summarize parallel architecture and the software used for them

Module 1	**Contact Hours**
Theory of Parallelism: Parallel Computer Models, The State of Computing, Multiprocessors and Multicomputer, Multivector and SIMD Computers, PRAM and VLSI Models, Program and Network Properties, Conditions of Parallelism, Program Partitioning and Scheduling, Program Flow Mechanisms, System Interconnect Architectures, Principles of Scalable Performance, Performance Metrics and Measures, Parallel Processing Applications, Speedup Performance Laws. For all Algorithm or mechanism any one example is sufficient. **Chapter 1 (1.1to 1.4), Chapter 2(2.1 to 2.4) Chapter 3 (3.1 to 3.3)** **RBT: L1, L2**	08
Module 2	
Hardware Technologies 1: Processors and Memory Hierarchy, Advanced Processor Technology, Superscalar and Vector Processors, Memory Hierarchy Technology, Virtual Memory Technology. For all Algorithms or mechanisms any one example is sufficient. **Chapter 4 (4.1 to 4.4)** **RBT: L1, L2, L3**	08
Module 3	
Hardware Technologies 2: Bus Systems, Cache Memory Organizations, Shared Memory Organizations, Sequential and Weak Consistency Models, Pipelining and Superscalar Techniques, Linear Pipeline Processors, Nonlinear Pipeline Processors. For all Algorithms or mechanisms any one example is sufficient. **Chapter 5 (5.1 to 5.4) Chapter 6 (6.1 to 6.2)** **RBT: L1, L2, L3**	08
Module 4	
Parallel and Scalable Architectures: Multiprocessors and Multicomputers, Multiprocessor System Interconnects, Cache Coherence and Synchronization Mechanisms, Message-Passing Mechanisms, Multivector and SIMD Computers, Vector Processing Principles, Multivector Multiprocessors, Compound Vector Processing, Scalable, Multithreaded, and Dataflow Architectures, Latency-Hiding Techniques, Principles of Multithreading, Fine-Grain Multicomputers. For all Algorithms or mechanisms any one example is sufficient. **Chapter 7 (7.1,7.2 and 7.4) Chapter 8(8.1 to 8.3) Chapter 9(9.1 to 9.3)** **RBT: L1, L2, L3**	08
Module 5	
Software for parallel programming: Parallel Models, Languages, and Compilers ,Parallel Programming Models, Parallel Languages and Compilers, Dependence Analysis of Data Arrays. Instruction and System Level Parallelism, Instruction Level Parallelism, Computer Architecture, Contents, Basic Design Issues, Problem Definition, Model of a Typical	08

Processor, Compiler-detected Instruction Level Parallelism ,Operand Forwarding ,Reorder Buffer, Register Renaming ,Tomasulo's Algorithm. For all Algorithms or mechanisms any one example is sufficient. **Chapter 10(10.1 to 10.3) Chapter 12(12.1 to 12.9)** **RBT: L1, L2, L3**	

Course Outcomes: The student will be able to :

- Explain the concepts of parallel computing and hardware technologies
- Compare and contrast the parallel architectures
- Illustrate parallel programming concepts

Question Paper Pattern:

- The question paper will have ten questions.
- Each full Question consisting of 20 marks
- There will be 2 full questions (with a maximum of four sub questions) from each module.
- Each full question will have sub questions covering all the topics under a module.
- The students will have to answer 5 full questions, selecting one full question from each module.

Textbooks:

1. Kai Hwang and Naresh Jotwani, Advanced Computer Architecture (SIE): Parallelism, Scalability, Programmability, McGraw Hill Education 3/e. 2015

Reference Books:

1. John L. Hennessy and David A. Patterson, Computer Architecture: A quantitative approach, 5th edition, Morgan Kaufmann Elseveir, 2013

USER INTERFACE DESIGN (Effective from the academic year 2018 -2019) SEMESTER – VII			
Course Code	**18CS734**	**CIE Marks**	40
Number of Contact Hours/Week	3:0:0	**SEE Marks**	60
Total Number of Contact Hours	40	**Exam Hours**	03
CREDITS –3			

Course Learning Objectives: This course (18CS734) will enable students to:

- To study the concept of menus, windows, interfaces
- To study about business functions
- To study the characteristics and components of windows andthe various controls for the windows.
- To study about various problems in windows design with color, text, graphics a
- nd To study the testing methods

Module 1	**Contact Hours**
The User Interface-Introduction, Overview, The importance of user interface – Defining the user interface, The importance of Good design, Characteristics of graphical and web user interfaces, Principles of user interface design **Textbook 1: Ch. 1,2** **RBT: L1, L2**	08
Module 2	
The User Interface Design process- Obstacles, Usability, Human characteristics in Design, Human Interaction speeds, Business functions-Business definition and requirement analysis, Basic business functions, Design standards. **Textbook 1: Part-2** **RBT: L1, L2**	08
Module 3	
System menus and navigation schemes- Structures of menus, Functions of menus, Contents of menus, Formatting of menus, Phrasing the menu**,** Selecting menu choices, Navigating menus, Kinds of graphical menus. **Textbook 1: Part-2** **RBT: L1, L2**	08
Module 4	
Windows - Characteristics, Components of window, Window presentation styles, Types of window, Window management, Organizing window functions, Window operations, Web systems, Characteristics of device based controls. **Textbook 1: Part-2** **RBT: L1, L2**	08
Module 5	
Screen based controls- Operable control, Text control, Selection control, Custom control, Presentation control, Windows Tests-prototypes, kinds of tests. **Textbook 1: Part-2** **RBT: L1, L2**	08

Course Outcomes: The student will be able to :

- Design the User Interface, design, menu creation, windows creation and connection between menus and windows

Question Paper Pattern:

- The question paper will have ten questions.
- Each full Question consisting of 20 marks

- There will be 2 full questions (with a maximum of four sub questions) from each module.
- Each full question will have sub questions covering all the topics under a module.
- The students will have to answer 5 full questions, selecting one full question from each module.

Textbooks:

1. Wilbert O. Galitz, "The Essential Guide to User Interface Design", John Wiley & Sons, Second Edition 2002.

Reference Books:

1. Ben Sheiderman, "Design the User Interface", Pearson Education, 1998.
2. Alan Cooper, "The Essential of User Interface Design", Wiley- Dream Tech Ltd.,2002

DIGITAL IMAGE PROCESSING
(Effective from the academic year 2018 -2019)
SEMESTER – VII

Course Code	**18CS741**	**CIE Marks**	40
Number of Contact Hours/Week	3:0:0	**SEE Marks**	60
Total Number of Contact Hours	40	**Exam Hours**	03

CREDITS –3

Course Learning Objectives: This course (18CS741) will enable students to:

- Define the fundamental concepts in image processing
- Evaluate techniques followed in image enhancements
- Illustrate image segmentation and compression algorithms

Module 1	**Contact Hours**
Introduction Fundamental Steps in Digital Image Processing, Components of an Image Processing System, Sampling and Quantization, Representing Digital Images (Data structure), Some Basic Relationships Between Pixels- Neighbors and Connectivity of pixels in image, Examples of fields that uses digital mage processing **Textbook 1: Ch.1.3 to 1.5, Ch. 2.4,2.5** **RBT: L1, L2**	08
Module 2	
Image Enhancement In The Spatial Domain: Some Basic Gray Level Transformations, Histogram Processing, Enhancement Using Arithmetic/Logic Operations, Basics of Spatial Filtering, Smoothing Spatial Filters, Sharpening Spatial Filters, Combining Spatial Enhancement Methods. **Textbook 1: Ch.3** **RBT: L1, L2, L3**	08
Module 3	
Image Enhancement In Frequency Domain: Introduction, Fourier Transform, Discrete Fourier Transform (DFT), properties of DFT , Discrete Cosine Transform (DCT), Image filtering in frequency domain. **Textbook 1: Ch.4.1,4.2** **RBT: L1, L2, L3**	08
Module 4	
Image Segmentation: Introduction, Detection of isolated points, line detection, Edge detection, Edge linking, Region based segmentation- Region growing, split and merge technique, local processing, regional processing, Hough transform, Segmentation using Threshold. **Textbook 1: Ch.10.1 to 10.3** **RBT: L1, L2, L3**	08
Module 5	
Image Compression: Introduction, coding Redundancy , Inter-pixel redundancy, image compression model, Lossy and Lossless compression, Huffman Coding, Arithmetic Coding, LZW coding, Transform Coding, Sub-image size selection, blocking, DCT implementation using FFT, Run length coding. **Textbook 1: Ch. 8.1 to 8.5** **RBT: L1, L2, L3**	08

Course Outcomes: The student will be able to :

- Explain fundamentals of image processing
- Compare transformation algorithms

- Contrast enhancement, segmentation and compression techniques

Question Paper Pattern:

- The question paper will have ten questions.
- Each full Question consisting of 20 marks
- There will be 2 full questions (with a maximum of four sub questions) from each module.
- Each full question will have sub questions covering all the topics under a module.
- The students will have to answer 5 full questions, selecting one full question from each module.

Textbooks:

1. Rafael C G., Woods R E. and Eddins S L, Digital Image Processing, Prentice Hall, 2nd edition, 2008.

Reference Books:

1. Milan Sonka,"Image Processing, analysis and Machine Vision", Thomson Press India Ltd, Fourth Edition.
2. Fundamentals of Digital Image Processing- Anil K. Jain, 2nd Edition, Prentice Hall of India.
3. S. Sridhar , Digital Image Processing, Oxford University Press, 2nd Ed, 2016.
4. Digital Image Processing (with Matlab and Labview), Vipul singh, elsiver.Filip learning

NETWORK MANAGEMENT (Effective from the academic year 2018 -2019) SEMESTER – VII			
Course Code	**18CS742**	**CIE Marks**	40
Number of Contact Hours/Week	3:0:0	**SEE Marks**	60
Total Number of Contact Hours	40	**Exam Hours**	03
CREDITS –3			

Course Learning Objectives: This course (18CS742) will enable students to:

- Illustrate the need for interoperable network management.
- Explain the concepts and architecture behind standards based network management.
- Differentiate the concepts and terminology associated with SNMP and TMN
- Describe network management as a typical distributed application

Module 1	**Contact Hours**
Introduction: Analogy of Telephone Network Management, Data and Telecommunication Network Distributed computing Environments, TCP/IP-Based Networks: The Internet and Intranets, Communications Protocols and Standards- Communication Architectures, Protocol Layers and Services; Case Histories of Networking and Management – The Importance of topology , Filtering Does Not Reduce Load on Node, Some Common Network Problems; Challenges of Information Technology Managers, Network Management: Goals, Organization, and Functions- Goal of Network Management, Network Provisioning, Network Operations and the NOC, Network Installation and Maintenance; Network and System Management, Network Management System platform, Current Status and Future of Network Management. **Textbook 1: Ch.1** **RBT: L1, L2**	08
Module 2	
Basic Foundations: Standards, Models, and Language: Network Management Standards, Network Management Model, Organization Model, Information Model – Management Information Trees, Managed Object Perspectives, Communication Model; ASN.1-Terminology, Symbols, and Conventions, Objects and Data Types, Object Names, An Example of ASN.1 from ISO 8824; Encoding Structure; Macros, Functional Model. **Textbook 1: Ch.3** **RBT: L1, L2**	08
Module 3	
SNMPv1 Network Management: Managed Network: The History of SNMP Management, Internet Organizations and standards, Internet Documents, The SNMP Model, The Organization Model, System Overview. The Information Model – Introduction, The Structure of Management Information, Managed Objects, Management Information Base. The SNMP Communication Model – The SNMP Architecture, Administrative Model, SNMP Specifications, SNMP Operations, SNMP MIB Group, Functional Model SNMP Management – RMON: Remote Monitoring, RMON SMI and MIB, RMONI1- RMON1 Textual Conventions, RMON1 Groups and Functions, Relationship Between Control and Data Tables, RMON1 Common and Ethernet Groups, RMON Token Ring Extension Groups, RMON2 – The RMON2 Management Information Base, RMON2 Conformance Specifications. **Textbook 1: Ch. 4,5, Ch.8** **RBT: L1, L2**	08
Module 4	

Broadband Access Networks, Broadband Access Technology; HFCT Technology: The Broadband LAN, The Cable Modem, The Cable Modem Termination System, The HFC Plant, The RF Spectrum for Cable Modem; Data Over Cable, Reference Architecture; HFC Management – Cable Modem and CMTS Management, HFC Link Management, RF Spectrum Management, DSL Technology; Asymmetric Digital Subscriber Line Technology – Role of the ADSL Access Network in an Overall Network, ADSL Architecture, ADSL Channeling Schemes, ADSL Encoding Schemes; ADSL Management – ADSL Network Management Elements, ADSL Configuration Management, ADSL Fault Management, ADSL Performance Management, SNMP-Based ADSL Line MIB, MIB Integration with Interfaces Groups in MIB-2, ADSL Configuration Profiles **Textbook 1: Ch. 13** **RBT: L1, L2**	08
Module 5	
Network Management Applications: Configuration Management- Network Provisioning, Inventory Management, Network Topology, Fault Management- Fault Detection, Fault Location and Isolation 24 Techniques, Performance Management – Performance Metrics, Data Monitoring, Problem Isolation, Performance Statistics; Event Correlation Techniques – Rule-Based Reasoning, Model-Based Reasoning, CaseBased Reasoning, Codebook correlation Model, State Transition Graph Model, Finite State Machine Model, Security Management – Policies and Procedures, Security Breaches and the Resources Needed to Prevent Them, Firewalls, Cryptography, Authentication and Authorization, Client/Server Authentication Systems, Messages Transfer Security, Protection of Networks from Virus Attacks, Accounting Management, Report Management, Policy- Based Management, Service Level Management. **Textbook 1: Ch.11** **RBT: L1, L2**	08

Course Outcomes: The student will be able to :

- Analyze the issues and challenges pertaining to management of emerging network technologies such as wired/wireless networks and high-speed internets.
- Apply network management standards to manage practical networks
- Formulate possible approaches for managing OSI network model.
- Use on SNMP for managing the network
- Use RMON for monitoring the behavior of the network
- Identify the various components of network and formulate the scheme for the managing them

Question Paper Pattern:

- The question paper will have ten questions.
- Each full Question consisting of 20 marks
- There will be 2 full questions (with a maximum of four sub questions) from each module.
- Each full question will have sub questions covering all the topics under a module.
- The students will have to answer 5 full questions, selecting one full question from each module.

Textbooks:

1. Mani Subramanian: Network Management- Principles and Practice, 2nd Pearson Education, 2010.

Reference Books:

1. J. Richard Burke: Network management Concepts and Practices: a Hands-On Approach, PHI, 2008.

NATURAL LANGUAGE PROCESSING (Effective from the academic year 2018 -2019) SEMESTER – VII			
Course Code	**18CS743**	**CIE Marks**	40
Number of Contact Hours/Week	3:0:0	**SEE Marks**	60
Total Number of Contact Hours	40	**Exam Hours**	03
CREDITS –3			
Course Learning Objectives: This course (18CS743) will enable students to:			
Module – 1			**Contact Hours**
Overview and language modeling: Overview: Origins and challenges of NLP-Language and Grammar-Processing Indian Languages- NLP Applications-Information Retrieval. Language Modeling: Various Grammar- based Language Models-Statistical Language Model. **Textbook 1: Ch. 1,2** **RBT: L1, L2, L3**			08
Module – 2			
Word level and syntactic analysis: Word Level Analysis: Regular Expressions-Finite-State Automata-Morphological Parsing-Spelling Error Detection and correction-Words and Word classes-Part-of Speech Tagging. Syntactic Analysis: Context-free Grammar-Constituency- Parsing-Probabilistic Parsing. **Textbook 1: Ch. 3,4** **RBT: L1, L2, L3**			08
Module – 3			
Extracting Relations from Text: From Word Sequences to Dependency Paths: Introduction, Subsequence Kernels for Relation Extraction, A Dependency-Path Kernel for Relation Extraction and Experimental Evaluation. **Mining Diagnostic Text Reports by Learning to Annotate Knowledge Roles:** Introduction, Domain Knowledge and Knowledge Roles, Frame Semantics and Semantic Role Labeling, Learning to Annotate Cases with Knowledge Roles and Evaluations. **A Case Study in Natural Language Based Web Search:** InFact System Overview, The GlobalSecurity.org Experience. **Textbook 2: Ch. 3,4,5** **RBT: L1, L2, L3**			08
Module – 4			
Evaluating Self-Explanations in iSTART: Word Matching, Latent Semantic Analysis, and Topic Models: Introduction, iSTART: Feedback Systems, iSTART: Evaluation of Feedback Systems, **Textual Signatures: Identifying Text-Types Using Latent Semantic Analysis to Measure the Cohesion of Text Structures:** Introduction, Cohesion, Coh-Metrix, Approaches to Analyzing Texts, Latent Semantic Analysis, Predictions, Results of Experiments. **Automatic Document Separation: A Combination of Probabilistic Classification and Finite-State Sequence Modeling:** Introduction, Related Work, Data Preparation, Document Separation as a Sequence Mapping Problem, Results. **Evolving Explanatory Novel Patterns for Semantically-Based Text Mining:** Related Work, A Semantically Guided Model for Effective Text Mining. **Textbook 2: Ch. 6,7,8,9** **RBT: L1, L2, L3**			08

Module – 5	
INFORMATION RETRIEVAL AND LEXICAL RESOURCES: Information Retrieval: Design features of Information Retrieval Systems-Classical, Non classical, Alternative Models of Information Retrieval – valuation Lexical Resources: World Net-Frame Net-Stemmers-POS Tagger- Research Corpora. **Textbook 1: Ch. 9,12** **RBT: L1, L2, L3**	08
Course outcomes: The students should be able to:	
• Analyze the natural language text. • Define the importance of natural language. • Understand the concepts Text mining. • Illustrate information retrieval techniques.	
Question paper pattern: • The question paper will have ten questions. • There will be 2 questions from each module. • Each question will have questions covering all the topics under a module. • The students will have to answer 5 full questions, selecting one full question from each module.	
Text Books:	
1. Tanveer Siddiqui, U.S. Tiwary, "Natural Language Processing and Information Retrieval", Oxford University Press, 2008. 2. Anne Kao and Stephen R. Poteet (Eds), "Natural LanguageProcessing and Text Mining", Springer-Verlag London Limited 2007.	
Reference Books:	
1. Daniel Jurafsky and James H Martin, "Speech and Language Processing: Anintroduction to Natural Language Processing, Computational Linguistics and SpeechRecognition", 2nd Edition, Prentice Hall, 2008. 2. James Allen, "Natural Language Understanding", 2nd edition, Benjamin/Cummingspublishing company, 1995. 3. Gerald J. Kowalski and Mark.T. Maybury, "Information Storage and Retrieval systems", Kluwer academic Publishers, 2000.	

CRYPTOGRAPHY (Effective from the academic year 2018 -2019) SEMESTER – VII			
Course Code	**18CS744**	**CIE Marks**	40
Number of Contact Hours/Week	3:0:0	**SEE Marks**	60
Total Number of Contact Hours	40	**Exam Hours**	03
CREDITS –3			

Course Learning Objectives: This course (18CS744) will enable students to:

- Define cryptography and its principles
- Explain Cryptography algorithms
- Illustrate Public and Private key cryptography
- Explain Key management, distribution and ceritification
- Explain authentication protocols
- Tell about IPSec

Module – 1	**Contact Hours**
Classical Encryption Techniques Symmetric Cipher Model, Cryptography, Cryptanalysis and Brute-Force Attack, Substitution Techniques, Caesar Cipher, Monoalphabetic Cipher, Playfair Cipher, Hill Cipher, Polyalphabetic Cipher, One Time Pad. **Block Ciphers and the data encryption standard:** Traditional block Cipher structure, stream Ciphers and block Ciphers, Motivation for the feistel Cipher structure, the feistel Cipher, The data encryption standard, DES encryption, DES decryption, A DES example, results, the avalanche effect, the strength of DES, the use of 56-Bit Keys, the nature of the DES algorithm, timing attacks, Block cipher design principles, number of rounds, design of function F, key schedule algorithm **Textbook 1: Ch. 2.1,2.2, Ch. 3** **RBT: L1, L2**	08
Module – 2	
Public-Key Cryptography and RSA: Principles of public-key cryptosystems. Public-key cryptosystems. Applications for public-key cryptosystems, requirements for public-key cryptosystems. public-key cryptanalysis. The RSA algorithm, desription of the algorithm, computational aspects, the security of RSA. **Other Public-Key Cryptosystems:** Diffie-hellman key exchange, The algorithm, key exchange protocols, man in the middle attack,Elgamal Cryptographic systems **Textbook 1: Ch. 9, Ch. 10.1,10.2** **RBT: L1, L2**	08
Module – 3	
Elliptic curve arithmetic, abelian groups, elliptic curves over real numbers, elliptic curves over Zp, elliptic curves overGF(2m), Elliptic curve cryptography, Analog of Diffie-hellman key exchange, Elliptic curve encryption/ decryption, security of Elliptic curve cryptography, Pseudorandom number generation based on an asymmetric cipher, PRNG based on RSA. **Key Management and Distribution:** Symmetric key distribution using Symmetric encryption, A key distribution scenario, Hierarchical key control, session key lifetime, a transparent key control scheme, Decentralized key control, controlling key usage, Symmetric key distribution using asymmetric encryption, simple secret key distribution, secret key distribution with confidentiality and authentication, A hybrid scheme, distribution of public keys, public announcement of public keys, publicly available directory,public key	08

authority, public keys certificates. **Textbook 1: Ch. 10.3-10.5, Ch.14.1 to 14.3** **RBT: L1, L2**	
Module – 4	
X-509 certificates. Certificates, X-509 version 3, public key infrastructure .**User Authentication:** Remote user Authentication principles, Mutual Authentication, one wayAuthentication, remote user Authentication using Symmetric encryption, Mutual Authentication, one way Authentication, Kerberos, Motivation , Kerberos version 4, Kerberos version 5, Remote user Authentication using Asymmetric encryption, Mutual Authentication, one way Authentication. **Electronic Mail Security:** Pretty good privacy, notation, operational; description, S/MIME, RFC5322, Multipurpose internet mail extensions, S/MIME functionality, S/MIME messages, S/MIME certificate processing, enhanced security services, Domain keys identified mail, internet mail architecture, E-Mail threats, DKIM strategy, DKIM functional flow. **Textbook 1: Ch. 14.4, Ch. 15.1 to 15.4, Ch.19** **RBT: L1, L2**	08
Module – 5	
IP Security: IP Security overview, applications of IPsec, benefits of IPsec, Routing applications, IPsec documents, IPsec services, transport and tunnel modes, IP Security policy, Security associations, Security associations database, Security policy database, IP traffic processing, Encapsulating Security payload, ESP format, encryption and authentication algorithms, Padding, Anti replay service **Transport and tunnel modes**, combining security associations, authentication plus confidentiality, basic combinations of security associations, internet key exchange, key determinations protocol, header and payload formats, cryptographic suits. **Textbook 1: Ch. 20.1 to 20.3** **RBT: L1, L2**	08
Course outcomes: The students should be able to:	
• Define cryptography and its principles • Explain Cryptography algorithms • Illustrate Public and Private key cryptography • Explain Key management, distribution and ceritification • Explain authentication protocols • Tell about IPSec	
Question paper pattern: • The question paper will have ten questions. • There will be 2 questions from each module. • Each question will have questions covering all the topics under a module. • The students will have to answer 5 full questions, selecting one full question from each module.	
Text Books:	
1. William Stallings: Cryptography and Network Security, Pearson 6th edition.	
Reference Books:	
1. V K Pachghare: Cryptography and Information Security, PHI 2nd Edition.	

ವಿಶ್ವೇಶ್ವರಯ್ಯ ತಾಂತ್ರಿಕ ವಿಶ್ವವಿದ್ಯಾಲಯ

"ಜ್ಞಾನ ಸಂಗಮ", ಬೆಳಗಾವಿ-ಕರ್ನಾಟಕ, ಭಾರತ

Visvesvaraya Technological University

(State University of Government of Karnataka Established as per the VTU Act, 1994)
"Jnana Sangama" Belagavi-590018, Karnataka, India
Phone: (0831) 2498100, Fax: (0831) 2405467, Website: vtu.ac.in

Dr. A. S. Deshpande B.E., M.Tech., Ph.D.
Registrar

Phone: (0831) 2498100
Fax: (0831) 2405467

Ref: VTU/BGM/BOS/A9/2020-21 / 2749

Date: 23 SEP 2021

CIRCULAR

Subject: Updated syllabus of 18CS745 regarding...

Reference:

1. Approval of Chairperson BoS in CSE dated 08.09.2021
2. Approval of Hon'ble Vice-Chancellor, dated: 13.09.2021

This is to inform all concerned that the Professional Elective Course "**Robotic Process Automation Design & Development (18CS745)** in Computer Science and Engineering program has been modified to map with chapter contents of the prescribed textbook. The updated syllabus copy has been enclosed with the circular for kind reference to the stakeholders.

The principals of all the Engineering Colleges coming under the ambit of the University are hereby informed to bring the updated syllabus of 18CS745 to the notice of the faculty and students of the CSE / department of your college.

21.9.2021

REGISTRAR

Encl: As mentioned above.

To,

The Principals of all affiliated/ constituent /Autonomous Engineering Colleges, under the ambit of VTU Belagavi.

Copy to.

1. To the Hon'ble Vice-Chancellor through the secretary to VC, VTU Belagavi for information
2. The Registrar (Evaluation), VTU Belagavi for information.
3. The Regional Directors (I/c) of all the regional offices of VTU for circulation.
4. The Director ITI SMU CNC Belagavi for uploading on VTU website
5. PS to Registrar VTU Belagavi
6. All the concerned Special Officer/s and Caseworker/s of the academic section, VTU, Belagavi

ROBOTIC PROCESS AUTOMATION DESIGN & DEVELOPMENT

(Effective from the academic year 2018-2019)

SEMESTER–VII

CourseCode	**18CS745**	CIEMarks	40
NumberofContactHours/Week	3:0:0	SEEMarks	60
TotalNumberofContactHours	40	ExamHours	3Hrs
		CREDITS	03

Course Learning Objectives: This course(18CS745) will enable students to:

1. To understand basic concepts of RPA
2. To Describe RPA, where it can be applied and how it implemented
3. To Describe the different types of variables, Control Flow and data manipulation techniques
4. To Understand Image,Text and Data Tables Automation
5. To Describe various types of Exceptions and strategies to handle

Module–1 **Contact Hours**

RPA Foundations- What is RPA – Flavors of RPA- History of RPA- The Benefits of RPA- The downsides of RPA- RPA Compared to BPO, BPM and BPA – Consumer Willingness for Automation- The Workforce of the Future- RPA Skills-On-Premise Vs. the Cloud- Web Technology- Programming Languages and Low Code- OCR-Databases-APIs- AI-Cognitive Automation-Agile, Scrum, Kanban and Waterfall0 DevOps- Flowcharts. 08

Textbook 1: Ch 1, Ch 2, RBT:L1,L2

Module–2

RPA Platforms- Components of RPA- RPA Platforms-About Ui Path- About UiPath - The future of automation - Record and Play - Downloading and installing UiPath Studio -Learning Ui Path Studio- - Task recorder - Step-by-step examples using the recorder. 08

Textbook 2: Ch 1, Ch 2, RBT: L1, L2

Module–3

Sequence, Flowchart, and Control Flow-Sequencing the workflow-Activities-Control flow, various types of loops, and decision making-Step-by-step example using Sequence and Flowchart-Step-by-step example using Sequence and Control flow-Data Manipulation-Variables and Scope-Collections-Arguments – Purpose and use-Data table usage with examples-Clipboard management-File operation with step-by-step example-CSV/Excel to data table and vice versa (with a step-by-stepexample). 08

Textbook 2: Ch 3, Ch 4, RBT:L1,L2

Module–4

Taking Control of the Controls- Finding and attaching windows- Finding the control- Techniques for waiting for a control- Act on controls – mouse and keyboard activities- Working with UiExplorer- Handling events- Revisit recorder- Screen Scraping- When to use OCR- Types of OCR available- How to use OCR- Avoiding typical failure points. 08

Text book 2: Ch 5 RBT:L1,L2

Module–5

Exception Handling, Debugging, and Logging- Exception handling- Common exceptions and ways to handle them- Logging and taking screenshots- Debugging techniques- Collecting crash dumps- Error reporting- Future of RPA 08

Text book 2: Ch 8 Text book 1: Ch 13 RBT:L1,L2

Courseoutcomes: Thestudentsshouldbeableto:

- To Understand the basic concepts of RPA
- To Describevarious components and platforms of RPA
- To Describe the different types of variables, control flow and data manipulation techniques
- To Understand various control techniques and OCR in RPA
- ToDescribevarioustypes andstrategies tohandle exceptions

Questionpaperpattern:

- The question paper will have tenquestions.
- There will be 2questions from each module.
- Each question will have questions covering all the topics under a module.
- The students will have to answer 5 full questions, selecting one full question from each module.

Text Books:

1. Tom Taulli, The Robotic Process Automation Handbook : A Guide to Implementing RPA Systems,2020, ISBN-13 (electronic): 978-1-4842-5729-6, Publisher : A press
2. Alok Mani Tripathi, Learning Robotic Process Automation, Publisher: Packt Publishing Release Date: March 2018 ISBN: 9781788470940

Reference Books:

1. Frank Casale, Rebecca Dilla, Heidi Jaynes ,Lauren Livingston,"Introduction to Robotic Process Automation: a Primer", Institute of Robotic Process Automation.
2. Richard Murdoch, Robotic Process Automation: Guide To Building Software Robots, Automate Repetitive Tasks & Become An RPA Consultant
3. Srikanth Merianda, Robotic Process Automation Tools, Process Automation and their benefits: Understanding RPA and Intelligent Automation
4. https://www.uipath.com/rpa/robotic-process-automation

INTRODUCTION TO BIG DATA ANALYTICS
(OPEN ELECTIVE)
(Effective from the academic year 2018 -2019)
SEMESTER – VII

Course Code	**18CS751**	**CIE Marks**	40
Number of Contact Hours/Week	3:0:0	**SEE Marks**	60
Total Number of Contact Hours	40	**Exam Hours**	03

CREDITS –3

Course Learning Objectives: This course (18CS751) will enable students to:

- Interpret the data in the context of the business.
- Identify an appropriate method to analyze the data
- Show analytical model of a system

Module – 1	**Teaching Hours**
Introduction to Data Analytics and Decision Making: Introduction, Overview of the Book, The Methods, The Software, Modeling and Models, Graphical Models, Algebraic Models, Spreadsheet Models, Seven-Step Modeling Process.**Describing the Distribution of a Single Variable**:Introduction,Basic Concepts, Populations and Samples, Data Sets,Variables,and Observations, Types of Data, Descriptive Measures for Categorical Variables, Descriptive Measures for Numerical Variables, Numerical Summary Measures, Numerical Summary Measures with StatTools,Charts for Numerical Variables, Time Series Data, Outliers and Missing Values,Outliers,Missing Values, Excel Tables for Filtering,Sorting,and Summarizing. **Finding Relationships among Variables**: Introduction, Relationships among Categorical Variables, Relationships among Categorical Variables and a Numerical Variable, Stacked and Unstacked Formats, Relationships among Numerical Variables, Scatterplots, Correlation and Covariance, Pivot Tables. **Textbook 1: Ch. 1,2,3** **RBT: L1, L2, L3**	08
Module – 2	
Probability and Probability Distributions:Introduction,Probability Essentials, Rule of Complements, Addition Rule, Conditional Probability and the Multiplication Rule, Probabilistic Independence, Equally Likely Events, Courseive Versus Objective Probabilities, Probability Distribution of a Single Random Variable, Summary Measures of a Probability Distribution, Conditional Mean and Variance, Introduction to Simulation. **Normal,Binormal,Poisson,and Exponential Distributions**:Introduction,The Normal Distribution, Continuous Distributions and Density Functions, The Normal Density,Standardizing:Z-Values,Normal Tables and Z-Values, Normal Calculations in Excel, Empirical Rules Revisited, Weighted Sums of Normal Random Variables, Applications of the Normal Random Distribution, The Binomial Distribution, Mean and Standard Deviation of the Binomial Distribution, The Binomial Distribution in the Context of Sampling, The Normal Approximation to the Binomial, Applications of the Binomial Distribution, The Poisson and Exponential Distributions, The Poisson Distribution, The Exponential Distribution. **Textbook 1: Ch. 4,5** **RBT: L1, L2, L3**	08
Module – 3	
Decision Making under Uncertainty:Introduction,Elements of Decision Analysis, Payoff	08

Tables, Possible Decision Criteria, Expected Monetary Value(EMY),Sensitivity Analysis, Decision Trees, Risk Profiles, The Precision Tree Add-In,Bayes' Rule, Multistage Decision Problems and the Value of Information, The Value of Information, Risk Aversion and Expected Utility, Utility Functions, Exponential Utility, Certainty Equivalents, Is Expected Utility Maximization Used? **Sampling and Sampling Distributions**: Introduction, Sampling Terminology, Methods for Selecting Random Samples, Simple Random Sampling, Systematic Sampling, Stratified Sampling, Cluster Sampling, Multistage Sampling Schemes, Introduction to Estimation, Sources of Estimation Error, Key Terms in Sampling, Sampling Distribution of the Sample Mean, The Central Limit Theorem, Sample Size Selection, Summary of Key Ideas for Simple Random Sampling. **Textbook 1: Ch. 6,7** **RBT: L1, L2, L3**	
Module – 4	
Confidence Interval Estimation: Introduction, Sampling Distributions, The t Distribution, Other Sampling Distributions, Confidence Interval for a Mean, Confidence Interval for a Total, Confidence Interval for a Proportion, Confidence Interval for a Standard Deviation, Confidence Interval for the Difference between Means, Independent Samples, Paired Samples, Confidence Interval for the Difference between Proportions, Sample Size Selection, Sample Size Selection for Estimation of the Mean, Sample Size Selection for Estimation of Other Parameters. **Hypothesis Testing**:Introduction,Concepts in Hypothesis Testing, Null and Alternative Hypothesis, One-Tailed Versus Two-Tailed Tests, Types of Errors, Significance Level and Rejection Region, Significance from p-values, Type II Errors and Power, Hypothesis Tests and Confidence Intervals, Practical versus Statistical Significance, Hypothesis Tests for a Population Mean, Hypothesis Tests for Other Parameters, Hypothesis Tests for a Population Proportion, Hypothesis Tests for Differences between Population Means, Hypothesis Test for Equal Population Variances, Hypothesis Tests for Difference between Population Proportions, Tests for Normality, Chi-Square Test for Independence. **Textbook 1: Ch. 8,9** **RBT: L1, L2, L3**	08
Module – 5	
Regression Analysis: Estimating Relationships: Introduction, Scatterplots : Graphing Relationships, Linear versus Nonlinear Relationships,Outliers,Unequal Variance, No Relationship,Correlations:Indications of Linear Relationships, Simple Linear Regression, Least Squares Estimation, Standard Error of Estimate, The Percentage of Variation Explained:R-Square,Multiple Regression, Interpretation of Regression Coefficients, Interpretation of Standard Error of Estimate and R-Square, Modeling Possibilities, Dummy Variables, Interaction Variables, Nonlinear Transformations, Validation of the Fit. **Regression Analysis**: Statistical Inference:Introduction,The Statistical Model, Inferences About the Regression Coefficients, Sampling Distribution of the Regression Coefficients, Hypothesis Tests for the Regression Coefficients and p-Values, A Test for the Overall Fit: The ANOVA Table,Multicollinearity,Include/Exclude Decisions, Stepwise Regression,Outliers,Violations of Regression Assumptions,Nonconstant Error Variance,Nonnormality of Residuals,Autocorrelated Residuals ,Prediction. **Textbook 1: Ch. 10,11** **RBT: L1, L2, L3**	08
Course outcomes: The students should be able to:	
• Explain the importance of data and data analysis • Interpret the probabilistic models for data	

- Define hypothesis, uncertainty principle
- Evaluate regression analysis

Question Paper Pattern:

- The question paper will have ten questions.
- Each full Question consisting of 20 marks
- There will be 2 full questions (with a maximum of four sub questions) from each module.
- Each full question will have sub questions covering all the topics under a module.
- The students will have to answer 5 full questions, selecting one full question from each module.

Text Books:

1. S C Albright and W L Winston, Business analytics: data analysis and decision making, 5/e Cenage Learning

Reference Books:

1. ArshdeepBahga, Vijay Madisetti, "Big Data Analytics: A Hands-On Approach", 1st Edition, VPT Publications, 2018. ISBN-13: 978-0996025577
2. Raj Kamal and Preeti Saxena, "Big Data Analytics Introduction to Hadoop, Spark, and Machine-Learning", McGraw Hill Education, 2018 ISBN: 9789353164966, 9353164966

PYTHON APPLICATION PROGRAMMING
(OPEN ELECTIVE)
(Effective from the academic year 2018 -2019)
SEMESTER – VI

Course Code	**18CS752**	**IA Marks**	40
Number of Lecture Hours/Week	3:0:0	**Exam Marks**	60
Total Number of Lecture Hours	40	**Exam Hours**	03

CREDITS – 03

Course Learning Objectives: This course (18CS752) will enable students to

- Learn Syntax and Semantics and create Functions in Python.
- Handle Strings and Files in Python.
- Understand Lists, Dictionaries and Regular expressions in Python.
- Implement Object Oriented Programming concepts in Python
- Build Web Services and introduction to Network and Database Programmingin Python.

Module – 1	**Teaching Hours**
Why should you learn to write programs, Variables, expressions and statements, Conditional execution, Functions **Textbook 1: Chapters 1 – 4** **RBT: L1, L2, L3**	08
Module – 2	
Iteration, Strings, Files **Textbook 1: Chapters 5– 7** **RBT: L1, L2, L3**	08
Module – 3	
Lists, Dictionaries, Tuples, Regular Expressions **Textbook 1: Chapters 8 - 11** **RBT: L1, L2, L3**	08
Module – 4	
Classes and objects, Classes and functions, Classes and methods **Textbook 2: Chapters 15 – 17** **RBT: L1, L2, L3**	08
Module – 5	
Networked programs, Using Web Services, Using databases and SQL **Textbook 1: Chapters 12– 13, 15** **RBT: L1, L2, L3**	08

Course Outcomes: After studying this course, students will be able to

- Examine Python syntax and semantics and be fluent in the use of Python flow control and functions.
- Demonstrate proficiency in handling Strings and File Systems.
- Create, run and manipulate Python Programs using core data structures like Lists, Dictionaries and use Regular Expressions.
- Interpret the concepts of Object-Oriented Programming as used in Python.
- Implement exemplary applications related to Network Programming, Web Services and Databases in Python.

Question paper pattern:

- The question paper will have ten questions.
- Each full Question consisting of 20 marks

- There will be 2 full questions (with a maximum of four sub questions) from each module.
- Each full question will have sub questions covering all the topics under a module.
- The students will have to answer 5 full questions, selecting one full question from each module.

Text Books:

1. Charles R. Severance, **"Python for Everybody: Exploring Data Using Python 3",** 1st Edition, CreateSpace Independent Publishing Platform, 2016. (http://do1.dr-chuck.com/pythonlearn/EN_us/pythonlearn.pdf)
2. Allen B. Downey, **"Think Python: How to Think Like a Computer Scientist",** 2ndEdition, Green Tea Press, 2015. (http://greenteapress.com/thinkpython2/thinkpython2.pdf) (Download pdf files from the above links)

Reference Books:

1. Charles Dierbach, **"Introduction to Computer Science Using Python",**1st Edition, Wiley India Pvt Ltd, 2015. ISBN-13: 978-8126556014
2. Gowrishankar S, Veena A, **"Introduction to Python Programming",** 1st Edition, CRC Press/Taylor & Francis, 2018. ISBN-13: 978-0815394372
3. Mark Lutz, **"Programming Python",**4th Edition, O'Reilly Media, 2011.ISBN-13: 978-9350232873
4. Roberto Tamassia, Michael H Goldwasser, Michael T Goodrich, **"Data Structures and Algorithms in Python",**1stEdition, Wiley India Pvt Ltd, 2016. ISBN-13: 978-8126562176
5. Reema Thareja, **"Python Programming Using Problem Solving Approach",** Oxford university press, 2017. ISBN-13: 978-0199480173

INTRODUCTION TO ARTIFICIAL INTELLIGENCE
(OPEN ELECTIVE)
(Effective from the academic year 2018 -2019)
SEMESTER – VII

Course Code	**18CS753**	**CIE Marks**	40
Number of Contact Hours/Week	3:0:0	**SEE Marks**	60
Total Number of Contact Hours	40	**Exam Hours**	03

CREDITS –3

Course Learning Objectives: This course (18CS753) will enable students to:

- Identify the problems where AI is required and the different methods available
- Compare and contrast different AI techniques available.
- Define and explain learning algorithms

Module – 1	**Teaching Hours**
What is artificial intelligence?, Problems, Problem Spaces and search **TextBook1: Ch 1, 2** **RBT: L1, L2**	08
Module – 2	
Knowledge Representation Issues, Using Predicate Logic, Representing knowledge using Rules, **TextBoook1: Ch 4, 5 and 6.** **RBT: L1, L2**	08
Module – 3	
Symbolic Reasoning under Uncertainty, Statistical reasoning **TextBoook1: Ch 7, 8** **RBT: L1, L2**	08
Module – 4	
Game Playing, Natural Language Processing **TextBoook1: Ch 12 and 15** **RBT: L1, L2**	08
Module – 5	
Learning, Expert Systems. **TextBook1: Ch 17 and 20** **RBT: L1, L2**	08

Course outcomes: The students should be able to:

- Identify the AI based problems
- Apply techniques to solve the AI problems
- Define learning and explain various learning techniques
- Discuss on expert systems

Question paper pattern:

- The question paper will have ten questions.
- Each full Question consisting of 20 marks
- There will be 2 full questions (with a maximum of four sub questions) from each module.
- Each full question will have sub questions covering all the topics under a module.
- The students will have to answer 5 full questions, selecting one full question from each module.

Text Books:

1. E. Rich , K. Knight & S. B. Nair - Artificial Intelligence, 3/e, McGraw Hill.

Reference Books:

1. Artificial Intelligence: A Modern Approach, Stuart Rusell, Peter Norving, Pearson Education 2nd Edition.
2. Dan W. Patterson, Introduction to Artificial Intelligence and Expert Systems – Prentice Hal of India.
3. G. Luger, "Artificial Intelligence: Structures and Strategies for complex problem Solving", Fourth Edition, Pearson Education, 2002.
4. Artificial Intelligence and Expert Systems Development by D W Rolston-Mc Graw hill.
5. N.P. Padhy "Artificial Intelligence and Intelligent Systems" , Oxford University Press-2015

INTRODUCTION TO DOT NET FRAMEWORK FOR APPLICATION DEVELOPMENT
(OPEN ELECTIVE)
(Effective from the academic year 2018 -2019)
SEMESTER – VII

Course Code	**18CS754**	**CIE Marks**	40
Number of Contact Hours/Week	3:0:0	**SEE Marks**	60
Total Number of Contact Hours	40	**Exam Hours**	03

CREDITS –3

Course Learning Objectives: This course (18CS754) will enable students to:

- Inspect Visual Studio programming environment and toolset designed to build applications for Microsoft Windows
- Understand Object Oriented Programming concepts in C# programming language.
- Interpret Interfaces and define custom interfaces for application.
- Build custom collections and generics in C#
- Construct events and query data using query expressions

Module – 1	**Teaching Hours**
Introducing Microsoft Visual C# and Microsoft Visual Studio 2015: Welcome to C#, Working with variables, operators and expressions, Writing methods and applying scope, Using decision statements, Using compound assignment and iteration statements, Managing errors and exceptions **T1: Chapter 1 – Chapter 6** **RBT: L1, L2**	08
Module – 2	
Understanding the C# object model: Creating and Managing classes and objects, Understanding values and references, Creating value types with enumerations and structures, Using arrays **Textbook 1: Ch 7 to 10** **RBT: L1, L2**	08
Module – 3	
Understanding parameter arrays, Working with inheritance, Creating interfaces and defining abstract classes, Using garbage collection and resource management **Textbook 1: Ch 11 to 14** **RBT: L1, L2**	08
Module – 4	
Defining Extensible Types with C#: Implementing properties to access fields, Using indexers, Introducing generics, Using collections **Textbook 1: Ch 15 to 18** **RBT: L1, L2**	08
Module – 5	
Enumerating Collections, Decoupling application logic and handling events, Querying in-memory data by using query expressions, Operator overloading **Textbook 1: Ch 19 to 22** **RBT: L1, L2**	08

Course outcomes: The students should be able to:

- Build applications on Visual Studio .NET platform by understanding the syntax and semantics of C#
- Demonstrate Object Oriented Programming concepts in C# programming language

- Design custom interfaces for applications and leverage the available built-in interfaces in building complex applications.
- Illustrate the use of generics and collections in C#
- Compose queries to query in-memory data and define own operator behaviour

Question paper pattern:

The question paper will have TEN questions.
There will be TWO questions from each module.
Each question will have questions covering all the topics under a module.
The students will have to answer FIVE full questions, selecting ONE full question from each module.

Text Books:

1. John Sharp, Microsoft Visual C# Step by Step, 8th Edition, PHI Learning Pvt. Ltd. 2016

Reference Books:

1. Christian Nagel, "C# 6 and .NET Core 1.0", 1st Edition, Wiley India Pvt Ltd, 2016. Andrew Stellman and Jennifer Greene, "Head First C#", 3rd Edition, O'Reilly Publications, 2013.
2. Mark Michaelis, "Essential C# 6.0", 5th Edition, Pearson Education India, 2016.
3. Andrew Troelsen, "Prof C# 5.0 and the .NET 4.5 Framework", 6th Edition, Apress and Dreamtech Press, 2012.

ARTIFICIAL INTELLIGENCE AND MACHINE LEARNING LABORATORY
(Effective from the academic year 2018 -2019)
SEMESTER – VII

Course Code	**18CSL76**	**CIE Marks**	40
Number of Contact Hours/Week	0:0:2	**SEE Marks**	60
Total Number of Lab Contact Hours	36	**Exam Hours**	03

Credits – 2

Course Learning Objectives: This course (18CSL76) will enable students to:

- Implement and evaluate AI and ML algorithms in and Python programming language.

Descriptions (if any):

Installation procedure of the required software must be demonstrated, carried out in groups and documented in the journal.

Programs List:

1.	Implement A* Search algorithm.
2.	Implement AO* Search algorithm.
3.	For a given set of training data examples stored in a .CSV file, implement and demonstrate the Candidate-Elimination algorithmto output a description of the set of all hypotheses consistent with the training examples.
4.	Write a program to demonstrate the working of the decision tree based ID3 algorithm. Use an appropriate data set for building the decision tree and apply this knowledge toclassify a new sample.
5.	Build an Artificial Neural Network by implementing the Backpropagation algorithm and test the same using appropriate data sets.
6.	Write a program to implement the naïve Bayesian classifier for a sample training data set stored as a .CSV file. Compute the accuracy of the classifier, considering few test data sets.
7.	Apply EM algorithm to cluster a set of data stored in a .CSV file. Use the same data set for clustering using k-Means algorithm. Compare the results of these two algorithms and comment on the quality of clustering. You can add Java/Python ML library classes/API in the program.
8.	Write a program to implement k-Nearest Neighbour algorithm to classify the iris data set. Print both correct and wrong predictions. Java/Python ML library classes can be used for this problem.
9.	Implement the non-parametric Locally Weighted Regressionalgorithm in order to fit data points. Select appropriate data set for your experiment and draw graphs

Laboratory Outcomes: The student should be able to:

- Implement and demonstrate AI and ML algorithms.
- Evaluate different algorithms.

Conduct of Practical Examination:

- Experiment distribution
  - For laboratories having only one part: Students are allowed to pick one experiment from the lot with equal opportunity.
  - For laboratories having PART A and PART B: Students are allowed to pick one experiment from PART A and one experiment from PART B, with equal opportunity.
- Change of experiment is allowed only once and marks allotted for procedure to be made zero of the changed part only.
- Marks Distribution *(Courseed to change in accoradance with university regulations)*
  q) For laboratories having only one part – Procedure + Execution + Viva-Voce: 15+70+15 = 100 Marks
  r) For laboratories having PART A and PART B
    i. Part A – Procedure + Execution + Viva = 6 + 28 + 6 = 40 Marks
    ii. Part B – Procedure + Execution + Viva = 9 + 42 + 9 = 60 Marks

INTERNET OF THINGS (Effective from the academic year 2018 -2019) SEMESTER – VIII			
Course Code	**18CS81**	**CIE Marks**	40
Number of Contact Hours/Week	3:0:0	**SEE Marks**	60
Total Number of Contact Hours	40	**Exam Hours**	03
CREDITS –3			

Course Learning Objectives: This course (18CS81) will enable students to:

- Assess the genesis and impact of IoT applications, architectures in real world.
- Illustrate diverse methods of deploying smart objects and connect them to network.
- Compare different Application protocols for IoT.
- Infer the role of Data Analytics and Security in IoT.
- Identifysensor technologies for sensing real world entities and understand the role of IoT in various domains of Industry.

Module 1	**Contact Hours**
What is IoT, Genesis of IoT, IoT and Digitization, IoT Impact, Convergence of IT and IoT, IoT Challenges, IoT Network Architecture and Design, Drivers Behind New Network Architectures, Comparing IoT Architectures, A Simplified IoT Architecture, The Core IoT Functional Stack, IoT Data Management and Compute Stack. **Textbook 1: Ch.1, 2** **RBT: L1, L2, L3**	08
Module 2	
Smart Objects: The "Things" in IoT, Sensors, Actuators, and Smart Objects, Sensor Networks, Connecting Smart Objects, Communications Criteria, IoT Access Technologies. **Textbook 1: Ch.3, 4** **RBT: L1, L2, L3**	08
Module 3	
IP as the IoT Network Layer, The Business Case for IP, The need for Optimization, Optimizing IP for IoT, Profiles and Compliances, Application Protocols for IoT, The Transport Layer, IoT Application Transport Methods. **Textbook 1: Ch.5, 6** **RBT: L1, L2, L3**	08
Module 4	
Data and Analytics for IoT, An Introduction to Data Analytics for IoT, Machine Learning, Big Data Analytics Tools and Technology, Edge Streaming Analytics, Network Analytics, Securing IoT, A Brief History of OT Security, Common Challenges in OT Security, How IT and OT Security Practices and Systems Vary, Formal Risk Analysis Structures: OCTAVE and FAIR, The Phased Application of Security in an Operational Environment **Textbook 1: Ch.7, 8** **RBT: L1, L2, L3**	08
Module 5	
IoT Physical Devices and Endpoints - Arduino UNO: Introduction to Arduino, Arduino UNO, Installing the Software, Fundamentals of Arduino Programming. IoT Physical Devices and Endpoints - RaspberryPi: Introduction to RaspberryPi, About the RaspberryPi Board: Hardware Layout, Operating Systems on RaspberryPi, Configuring RaspberryPi, Programming RaspberryPi with Python, Wireless Temperature Monitoring System Using Pi, DS18B20 Temperature Sensor, Connecting Raspberry Pi via SSH, Accessing Temperature from DS18B20 sensors, Remote access to RaspberryPi, Smart and Connected Cities, An IoT	08

Strategy for Smarter Cities, Smart City IoT Architecture, Smart City Security Architecture, Smart City Use-Case Examples. **Textbook 1: Ch.12** **Textbook 2: Ch.7.1 to 7.4, Ch.8.1 to 8.4, 8.6** **RBT: L1, L2, L3**	

Course Outcomes: The student will be able to :

- Interpret the impact and challenges posed by IoT networks leading to new architectural models.
- Compare and contrast the deployment of smart objects and the technologies to connect them to network.
- Appraise the role of IoT protocols for efficient network communication.
- Elaborate the need for Data Analytics and Security in IoT.
- Illustrate different sensor technologies for sensing real world entities and identify the applications of IoT in Industry.

Question Paper Pattern:

- The question paper will have ten questions.
- Each full Question consisting of 20 marks
- There will be 2 full questions (with a maximum of four sub questions) from each module.
- Each full question will have sub questions covering all the topics under a module.
- The students will have to answer 5 full questions, selecting one full question from each module.

Textbooks:

1. David Hanes, Gonzalo Salgueiro, Patrick Grossetete, Robert Barton, Jerome Henry,**"IoT Fundamentals: Networking Technologies, Protocols, and Use Cases for the Internet of Things",** 1st Edition, Pearson Education (Cisco Press Indian Reprint). (**ISBN:** 978-9386873743)
2. Srinivasa K G, **"Internet of Things",**CENGAGE Leaning India, 2017

Reference Books:

1. Vijay Madisetti and ArshdeepBahga, **"Internet of Things (A Hands-on-Approach)",** 1st Edition, VPT, 2014. (**ISBN:** 978-8173719547)
2. Raj Kamal, **"Internet of Things: Architecture and Design Principles",** 1st Edition, McGraw Hill Education, 2017. (**ISBN:** 978-9352605224)

Mandatory Note:

Distribution of CIE Marks is a follows (Total 40 Marks):

- 20 Marks through IA Tests
- 20 Marks through practical assessment

Maintain a copy of the report for verification during LIC visit.

Posssible list of practicals:

1. Transmit a string using UART
2. Point-to-Point communication of two Motes over the radio frequency.
3. Multi-point to single point communication of Motes over the radio frequency.LAN (Sub-netting).
4. I2C protocol study
5. Reading Temperature and Relative Humidity value from the sensor

MOBILE COMPUTING
(Effective from the academic year 2018 -2019)
SEMESTER – VIII

Course Code	**18CS821**	**CIE Marks**	40
Number of Contact Hours/Week	3:0:0	**SEE Marks**	60
Total Number of Contact Hours	40	**Exam Hours**	03

CREDITS –3

Course Learning Objectives: This course (18CS821) will enable students to:

- Define concepts of wireless communication.
- Compare and contrast propagation methods, Channel models, capacity calculations multiple antennas and multiple user techniques used in the mobile communication.
- Explain CDMA, GSM. Mobile IP, WImax and Different Mobile OS
- Illustrate various Markup Languages CDC, CLDC, MIDP; Programming for CLDC, MIDlet model and security concerns

Module 1	**Contact Hours**
Mobile Computing Architecture: Architecture for Mobile Computing, 3-tier Architecture, Design Considerations for Mobile Computing. Emerging Technologies: Wireless broadband (WiMAX), Mobile IP: Introduction, discovery, Registration, Tunneling, Cellular IP, Mobile IP with IPv6. Wireless Networks : Global Systems for Mobile Communication (GSM): GSM Architecture, Entities, Call routing in GSM, PLMN Interface, GSM Addresses and Identities, Network Aspects in GSM, Mobility Management, GSM Frequency allocation. Short Service Messages (SMS): Introduction to SMS, SMS Architecture, SMMT, SMMO, SMS as Information bearer, applications **Textbook1: 2.4 - 2.6, 4.4 - 4.6, 5, 6.** **RBT: L1, L2**	08
Module 2	
GPRS and Packet Data Network, GPRS Network Architecture, GPRS Network Operations, Data Services in GPRS, Applications for GPRS, Billing and Charging in GPRS. Spread Spectrum technology, IS-95, CDMA versus GSM, Wireless Data, Third Generation Networks, Applications on 3G, Mobile Client: Moving beyond desktop, Mobile handset overview, Mobile phones and their features, PDA, Design Constraints in applications for handheld devices. **Textbook 1: 7,9.2 - 9.7, 12.2 - 12.6** **RBT: L1, L2**	08
Module 3	
Mobile OS and Computing Environment: Smart Client Architecture, The Client: User Interface, Data Storage, Performance, Data Synchronization, Messaging. The Server: Data Synchronization, Enterprise Data Source, Messaging. Mobile Operating Systems: WinCE, Palm OS, Symbian OS, Linux, Proprietary OS Client Development: The development process, Need analysis phase, Design phase, Implementation and Testing phase, Deployment phase, Development Tools, Device Emulators **Textbook 2: 7, 8.** **RBT: L1, L2**	08
Module 4	
Building Wireless Internet Applications: Thin client overview: Architecture, the client, Middleware, messaging Servers, Processing a Wireless request, Wireless Applications	08

Protocol (WAP) Overview, Wireless Languages: Markup Languages, HDML, WML, 10 Hours HTML, cHTML, XHTML, VoiceXML. **Textbook 2: 11, 12, 13** **RBT: L1, L2**	
Module 5	
J2ME: Introduction, CDC, CLDC, MIDP; Programming for CLDC, MIDlet model, Provisioning, MIDlet life-cycle, Creating new application, MIDlet event handling, GUI in MIDP, Low level GUI Components, Multimedia APIs; Communication in MIDP, Security Considerations in MIDP. **Textbook 1: 15.1 - 15.10** **RBT: L1, L2**	08
Course Outcomes: The student will be able to :	
The students shall able to: • Explain state of art techniques in wireless communication. • Discover CDMA, GSM. Mobile IP, WImax • Demonstrate program for CLDC, MIDP let model and security concerns	
Question paper pattern: The question paper will have ten questions. There will be 2 questions from each module. Each question will have questions covering all the topics under a module. The students will have to answer 5 full questions, selecting one full question from each module.	
Text Books: 1. Ashok Talukder, Roopa Yavagal, Hasan Ahmed: Mobile Computing, Technology, Applications and Service Creation, 2nd Edition, Tata McGraw Hill, 2010. 2. Martyn Mallik: Mobile and Wireless Design Essentials, Wiley India, 2003	
Reference Books: 1. Raj kamal: Mobile Computing, Oxford University Press, 2007. 2. Iti Saha Misra: Wireless Communications and Networks, 3G and Beyond, Tata McGraw Hill, 2009.	

STORAGE AREA NETWORKS (Effective from the academic year 2018 -2019) SEMESTER – VII			
Course Code	**18CS822**	**CIE Marks**	40
Number of Contact Hours/Week	3:0:0	**SEE Marks**	60
Total Number of Contact Hours	40	**Exam Hours**	03
CREDITS –3			

Course Learning Objectives: This course (18CS822) will enable students to:

- Evaluate storage architectures,
- Define backup, recovery, disaster recovery, business continuity, and replication
- Examine emerging technologies including IP-SAN
- Understand logical and physical components of a storage infrastructure
- Identify components of managing and monitoring the data center
- Define information security and identify different storage virtualization technologies

Module 1	**Contact Hours**
Storage System: Introduction to Information Storage: Information Storage, Evolution of Storage Architecture, Data Center Infrastructure, Virtualization and Cloud Computing. **Data Center Environment:** Application Database Management System (DBMS), Host (Compute), Connectivity, Storage, Disk Drive Components,Disk Drive Performance, Host Access to Data, Direct-Attached Storage, Storage Design Based on Application **Textbook1 : Ch.1.1 to 1.4, Ch.2.1 to 2.10** **RBT: L1, L2**	08
Module 2	
Data Protection - RAID : RAID Implementation Methods, RAID Array Components, RAID Techniques, RAID Levels, RAID Impact on Disk Performance, RAID Comparison. **Intelligent Storage Systems :** Components of an Intelligent Storage System, Types of Intelligent Storage Systems. **Fibre Channel Storage Area Networks - Fibre Channel:** Overview, The SAN and Its Evolution, Components of FC SAN. **Textbook1 : Ch.3.1 to 3.6, Ch. 4.1, 4.3, Ch. 5.1 to 5.3** **RBT: L1, L2**	08
Module 3	
IP SAN and FCoE: iSCSI, FCIP, **Network-Attached Storage:** General-Purpose Servers versus NAS Devices,Benefi ts of NAS, File Systems and Network File Sharing, Components of NAS, NAS I/O Operation, NAS Implementations, NAS File-Sharing Protocols, Factors Affecting NAS Performance **Textbook1 : Ch.6.1, 6.2, Ch. 7.1 to 7.8** **RBT: L1, L2**	08
Module 4	
Introduction to Business Continuity: Information Availability, BC Terminology, BC Planning Life Cycle, Failure Analysis, Business Impact Analysis, BC Technology Solutions, **Backup and Archive:** Backup Purpose, Backup Considerations, Backup Granularity, Recovery Considerations, Backup Methods, Backup Architecture, Backup and Restore Operations, Backup Topologies, Backup in NAS Environments **Textbook1 : Ch.9.1 to 9.6, Ch. 10.1 to 10.9** **RBT: L1, L2**	08
Module 5	
Local Replication: Replication Terminology, Uses of Local Replicas, Replica Consistency , Local Replication Technologies, Tracking Changes to Source and Replica, Restore and Restart Considerations, Creating Multiple Replicas. **Remote Replication:** Modes of Remote	08

Replication, Remote Replication Technologies. **Securing the Storage Infrastructure:** Information Security Framework, Risk Triad, Storage Security Domains. Security Implementations in Storage Networking **Textbook1 : Ch.11.1 to 11.7, Ch. 12.1, 12.2, Ch. 14.1 to 14.4** **RBT: L1, L2**	

Course Outcomes: The student will be able to :

- Identify key challenges in managing information and analyze different storage networking technologies and virtualization
- Explain components and the implementation of NAS
- Describe CAS architecture and types of archives and forms of virtualization
- Illustrate the storage infrastructure and management activities

Question Paper Pattern:

- The question paper will have ten questions.
- Each full Question consisting of 20 marks
- There will be 2 full questions (with a maximum of four sub questions) from each module.
- Each full question will have sub questions covering all the topics under a module.
- The students will have to answer 5 full questions, selecting one full question from each module.

Textbooks:

1. EMC Education Services, **"Information Storage and Management**", Wiley India Publications, 2009. ISBN: 9781118094839

Reference Books:

1. Paul Massiglia, Richard Barker, **"Storage Area Network Essentials: A Complete Guide to Understanding and Implementating SANs Paperback",** 1st Edition, Wiley India Publications, 2008

NOSQL DATABASE
(Effective from the academic year 2018 -2019)
SEMESTER – VIII

Course Code	**18CS823**	**CIE Marks**	40
Number of Contact Hours/Week	3:0:0	**SEE Marks**	60
Total Number of Contact Hours	40	**Exam Hours**	03

CREDITS –3

Course Learning Objectives: This course (18CS823) will enable students to:

- Define, compare and use the four types of NoSQL Databases (Document-oriented, KeyValue Pairs, Column-oriented and Graph).
- Demonstrate an understanding of the detailed architecture, define objects, load data, query data and performance tune Column-oriented NoSQL databases.
- Explain the detailed architecture, define objects, load data, query data and performance tune Document-oriented NoSQL databases.

Module 1	**Contact Hours**
Why NoSQL? The Value of Relational Databases, Getting at Persistent Data, Concurrency, Integration, A (Mostly) Standard Model, Impedance Mismatch, Application and Integration Databases, Attack of the Clusters, The Emergence of NoSQL, Aggregate Data Models; Aggregates, Example of Relations and Aggregates, Consequences of Aggregate Orientation, Key-Value and Document Data Models, Column-Family Stores, Summarizing Aggregate-Oriented Databases. More Details on Data Models; Relationships, Graph Databases, Schemaless Databases, Materialized Views, Modeling for Data Access, **Textbook1: Chapter 1,2,3** **RBT: L1, L2, L3**	08
Module 2	
Distribution Models; Single Server, Sharding, Master-Slave Replication, Peer-to-Peer Replication, Combining Sharding and Replication. Consistency, Update Consistency, Read Consistency, Relaxing Consistency, The CAP Theorem, Relaxing Durability, Quorums. Version Stamps, Business and System Transactions, Version Stamps on Multiple Nodes **Textbook1: Chapter 4,5,6** **RBT: L1, L2, L3**	08
Module 3	
Map-Reduce, Basic Map-Reduce, Partitioning and Combining, Composing Map-Reduce Calculations, A Two Stage Map-Reduce Example, Incremental Map-Reduce Key-Value Databases, What Is a Key-Value Store, Key-Value Store Features, Consistency, Transactions, Query Features, Structure of Data, Scaling, Suitable Use Cases, Storing Session Information, User Profiles, Preference, Shopping Cart Data, When Not to Use, Relationships among Data, Multioperation Transactions, Query by Data, Operations by Sets **Textbook1: Chapter 7,8** **RBT: L1, L2, L3**	08
Module 4	
Document Databases, What Is a Document Database?, Features, Consistency, Transactions, Availability, Query Features, Scaling, Suitable Use Cases, Event Logging, Content Management Systems, Blogging Platforms, Web Analytics or Real-Time Analytics, E-Commerce Applications, When Not to Use, Complex Transactions Spanning Dif erent Operations, Queries against Varying Aggregate Structure **Textbook1: Chapter 9**	08

RBT: L1, L2, L3	
Module 5	
Graph Databases, What Is a Graph Database?, Features, Consistency, Transactions, Availability, Query Features, Scaling, Suitable Use Cases, Connected Data, Routing, Dispatch, and Location-Based Services, Recommendation Engines, When Not to Use. **Textbook1: Chapter 11** **RBT: L1, L2, L3**	08

Course Outcomes: The student will be able to :

- Define, compare and use the four types of NoSQL Databases (Document-oriented, KeyValue Pairs, Column-oriented and Graph).
- Demonstrate an understanding of the detailed architecture, define objects, load data, query data and performance tune Column-oriented NoSQL databases.
- Explain the detailed architecture, define objects, load data, query data and performance tune Document-oriented NoSQL databases.

Question Paper Pattern:

- The question paper will have ten questions.
- Each full Question consisting of 20 marks
- There will be 2 full questions (with a maximum of four sub questions) from each module.
- Each full question will have sub questions covering all the topics under a module.
- The students will have to answer 5 full questions, selecting one full question from each module.

Textbooks:

1. Sadalage, P. & Fowler, NoSQL Distilled: A Brief Guide to the Emerging World of Polyglot Persistence, Pearson Addision Wesley, 2012

Reference Books:

1. Dan Sullivan, "NoSQL For Mere Mortals", 1st Edition, Pearson Education India, 2015. (ISBN-13: 978-9332557338)
2. Dan McCreary and Ann Kelly, "Making Sense of NoSQL: A guide for Managers and the Rest of us", 1st Edition, Manning Publication/Dreamtech Press, 2013. (ISBN-13: 978-9351192022)
3. Kristina Chodorow, "Mongodb: The Definitive Guide- Powerful and Scalable Data Storage", 2nd Edition, O'Reilly Publications, 2013. (ISBN-13: 978-9351102694)

MULTICORE ARCHITECTURE AND PROGRAMMING (Effective from the academic year 2018 -2019) SEMESTER – VII			
Course Code	**18CS824**	**CIE Marks**	40
Number of Contact Hours/Week	3:0:0	**SEE Marks**	60
Total Number of Contact Hours	40	**Exam Hours**	03
CREDITS –3			

Course Learning Objectives: This course (18CS824) will enable students to:

- Define technologies of multicore architecture and performance measures
- Demonstrate problems related to multiprocessing
- Illustrate windows threading, posix threads, openmp programming
- Analyze the common problems in parallel programming

Module -1	**Contact Hours**
Introduction to Multi-core Architecture Motivation for Concurrency in software, Parallel Computing Platforms, Parallel Computing in Microprocessors, Differentiating Multi-core Architectures from Hyper- Threading Technology, Multi-threading on Single-Core versus Multi-Core Platforms Understanding Performance, Amdahl's Law, Growing Returns: Gustafson's Law. System Overview of Threading : Defining Threads, System View of Threads, Threading above the Operating System, Threads inside the OS, Threads inside the Hardware, What Happens When a Thread Is Created, Application Programming Models and Threading, Virtual Environment: VMs and Platforms, Runtime Virtualization, System Virtualization. **Textbook 1: Ch.1, 2** **RBT: L1, L2, L3**	08
Module -2	
Fundamental Concepts of Parallel Programming :Designing for Threads, Task Decomposition, Data Decomposition, Data Flow Decomposition, Implications of Different Decompositions, Challenges You'll Face, Parallel Programming Patterns, A Motivating Problem: Error Diffusion, Analysis of the Error Diffusion Algorithm, An Alternate Approach: Parallel Error Diffusion, Other Alternatives. Threading and Parallel Programming Constructs: Synchronization, Critical Sections, Deadlock, Synchronization Primitives, Semaphores, Locks, Condition Variables, Messages, Flow Control- based Concepts, Fence, Barrier, Implementation-dependent Threading Features **Textbook 1: Ch.3, 4** **RBT: L1, L2, L3**	08
Module – 3	
Threading APIs :ThreadingAPIs for Microsoft Windows, Win32/MFC Thread APIs, Threading APIs for Microsoft. NET Framework, Creating Threads, Managing Threads, Thread Pools, Thread Synchronization, POSIX Threads, Creating Threads, Managing Threads, Thread Synchronization, Signaling, Compilation and Linking. **Textbook 1: Ch.5** **RBT: L1, L2, L3**	08
Module-4	
OpenMP: A Portable Solution for Threading : Challenges in Threading a Loop, Loop-carried Dependence, Data-race Conditions, Managing Shared and Private Data, Loop Scheduling and Portioning, Effective Use of Reductions, Minimizing Threading Overhead, Work-sharing Sections, Performance-oriented Programming, Using Barrier and No wait, Interleaving Single-thread and Multi-thread Execution, Data Copy-in and Copy-out, Protecting Updates of Shared Variables, Intel Task queuing Extension to OpenMP, OpenMP Library Functions,	08

OpenMP Environment Variables, Compilation, Debugging, performance **Textbook 1: Ch.6** **RBT: L1, L2, L3**	
Module-5	
Solutions to Common Parallel Programming Problems : Too Many Threads, Data Races, Deadlocks, and Live Locks, Deadlock, Heavily Contended Locks, Priority Inversion, Solutions for Heavily Contended Locks, Non-blocking Algorithms, ABA Problem, Cache Line Ping-ponging, Memory Reclamation Problem, Recommendations, Thread-safe Functions and Libraries, Memory Issues, Bandwidth, Working in the Cache, Memory Contention, Cache-related Issues, False Sharing, Memory Consistency, Current IA-32 Architecture, Itanium Architecture, High-level Languages, Avoiding Pipeline Stalls on IA-32,Data Organization for High Performance. **Textbook 1: Ch.7** **RBT: L1, L2, L3**	08

Course Outcomes: The student will be able to :

- Identify the limitations of ILP and the need for multicore architectures
- Define fundamental concepts of parallel programming and its design issues
- Solve the issues related to multiprocessing and suggest solutions
- Make out the salient features of different multicore architectures and how they exploit parallelism
- Demonstrate the role of OpenMP and programming concept

Question Paper Pattern:

- The question paper will have ten questions.
- Each full Question consisting of 20 marks
- There will be 2 full questions (with a maximum of four sub questions) from each module.
- Each full question will have sub questions covering all the topics under a module.
- The students will have to answer 5 full questions, selecting one full question from each module.

Textbooks:

1. Multicore Programming , Increased Performance through Software Multi-threading by Shameem Akhter and Jason Roberts , Intel Press , 2006

Reference Books:

1. Yan Solihin, "Fundamentals of Parallel Multicore Architecture", 1st Edition, CRC Press/Taylor and Francis, 2015.
2. GerassimosBarlas, "Multicore and GPU Programming: An Integrated Approach Paperback", 1st Edition, Morgan Kaufmann, 2014.
3. Lyla B Das, "The x86 Microprocessors: 8086 to Pentium, Multicores, Atom and the 8051 Microcontroller: Architecture, Programming and Interfacing", 2nd Edition, Pearson Education India, 2014

Syllabus of III to VIII Semesters B.E.

(With effect from 2018-19)

Electronics & Communication Engineering

Visvesvaraya Technological University, Belagavi.

ವಿಶ್ವೇಶ್ವರಯ್ಯ ತಾಂತ್ರಿಕ ವಿಶ್ವವಿದ್ಯಾಲಯ, ಬೆಳಗಾವಿ

Web : www.vtu.ac.in. e-mail : info@vtu.ac.in

Price : Rs.100/-

For copies Contact :
REGISTRAR
Visvesvaraya Technological University
"Jnana Sangama", BELAGAVI-590 018.

Published by :
REGISTRAR
Visvesvaraya Technological University
"Jnana Sangama", BELAGAVI-590 018.

© Copyright 2018-19

Visvesvaraya Technological University, Belagavi.

Regulations Governing the Degree of Bachelor of Engineering/ Technology (B.E./B.Tech.)

Under Outcome Based Education (OBE) & Choice Based Credit System (CBCS)

Effective from the Academic Year 2018 – 19

DEFINITIONS OF KEYWORDS

The following are the definitions/descriptions that have been followed for the different terms used in the Regulations of B.E./B.Tech. Programmes:

1) **Programme:** Is an educational programme in a particular stream/ branch of Engineering/branch of specialization leading to award of the Degree. It involves events/activities, comprising of lectures/ tutorials/ laboratory work/ field work, outreach activities/ project work/ vocational training/ viva voce/ seminars/ internship/ assignments/ presentations/ self-study etc., or a combination of some of these.
2) **Branch:** Means Specialization or discipline of B.E./B.Tech. Degree Programme, like Civil Engineering, Mechanical Engineering, Textile Engineering, etc.
3) **Semester:** Refers to one of the two sessions of an academic year (vide: serial number 4), each session being of sixteen weeks duration (with working days greater than or equal to ninety).The odd and even semesters shall be as per the University academic calendar.
4) **Academic Year:** Refers to the sessions of two consecutive semesters (odd followed by an even) including periods of vacation.
5) **Course:** Refers to usually referred to as 'papers' and is a component of a programme. All Courses need not carry the same weight. The Courses should define learning objectives and learning outcomes. A Course may be designed to comprise lectures/ tutorials/ laboratory work/ field work/ outreach activities/project work/ vocational training/ viva voce/ seminars/ term papers/assignments/ presentations/ self-study etc., or a combination of some of these.
6) **Credit:** Refers to a unit by which the Course work is measured. It determines the number of hours of instructions required per week. One credit is equivalent to one hour of lecture or two hours of laboratory/practical Courses/ tutorials/ fieldwork per week etc.
7) **Audit Courses:** Means the Knowledge/ Skill enhancing Courses without the benefit of a grade or credit for a Course.
8) **Choice Based Credit System (CBCS):** Refers to customizing the Course work, through Core, Elective and soft skill Courses, to provide necessary support for the students to achieve their goals.
9) **Course Registration:** Refers to formal registration for the Courses of a semester (Credits) by every student under the supervision of a Faculty Advisor (also called Mentor, Counsellor etc.,) in each semester for the Institution to maintain proper record.

10) **Course Evaluation:** Means Continuous Internal Evaluation (CIE) and Semester End Examinations (SEE) to constitute the major evaluations prescribed for each Course. CIE and SEE to carry 40 % and 60 % respectively, to enable each Course to be evaluated for 100 marks, irrespective of its Credits.

11) **Continuous Internal Evaluation (CIE):** Refers to evaluation of students' achievement in the learning process. CIE shall be by the Course Instructor and includes tests, homework, problem solving, group discussion, quiz, mini-project and seminar throughout the semester, with a weightage for the different components being fixed by the University.

12) **Semester End Examinations (SEE):** Refers to the examinations conducted by the University covering the entire Course Syllabus. For this purpose, Syllabi to be modularized and SEE questions to be set from each module, with a choice confined to the concerned module only. SEE is also termed as University examination.

13) **First Attempt:** Refers to a student who has completed all formalities and has become eligible to attend the SEE and has attended at least one head of passing, such attempt shall be considered as first attempt.

14) **Credit Based System (CBS):** Refers to quantification of Course work, after a student completes teaching – learning process, followed by passing in both CIE and SEE. Under CBS, the requirement for awarding degree is prescribed in terms of total number of credits to be earned by the students.

15) **Credit Representation:** Refers to the Credit Values for different academic activities considered, as per the Table.1. Credits for seminar, project phases, project viva–voce and internship shall be as specified in the Scheme of Teaching and Examinations.

Table 1: Credit Values

Theory/ Lectures (L) (hours/week/ Semester)	Tutorials (T) (hours/week/ Semester)	Laboratory/Practical (P) (hours/week/Semester)	Credits (L:T:P)	Total Credits
4	0	0	4:0:0	4
3	0	0	3:0:0	3
2	2	0	2:1:0	3
2	0	2	2:0:1	3
2	2	2	2:1:1	4
0	0	6	0:0:3	3

NOTE: Activities like, practical training, study tour and participation in Guest lectures not to carry Credits.

16) **Letter Grade:** It is an index of the performance of students in a said Course. Grades are denoted by letters S, A, B, C, D, E and F.

17) **Grading:** Grade refers to qualitative measure of achievement of a student in each Course, based on the percentage of marks secured in CIE and SEE. Grading is done by Absolute Grading [Refer: 18 OB

6.0]. The rubrics attached to letter grades are as follows:
S – Outstanding, A – Excellent, B – Very Good, C – Good, D – Above Average, E – Average and F – Fail.

18) **Grade Point (GP):** Refers to a numerical weightage allotted to each letter grade on a 10-point scale as under.

Letter Grade and corresponding Grade Points on a typical 10 – Point scale							
Letter	S	A	B	C	D	E	F
Grade	10	09	08	07	06	04	00

19) **Passing Standards:** Refers to passing a Course only when getting GP greater than or equal to 04 (as per serial number 18).

20) **Credit Point:** Is the product of grade point (GP) and number of credits for a Course i.e.,
Credt points (CrP)=GP×Credits for the Course.

21) **Semester Grade Point Average (SGPA):** Refers to the measure of academic performance of student/s in a semester. [Refer:18 OB 6.2]

22) **Cumulative Grade Point Average (CGPA):** Is a measure of overall cumulative performance of a student over all semesters. [Refer:18OB6.2]

23) **Grade Card:** Refers to the certificate showing the grades earned by a student. A grade card shall be issued to all the registered students after every semester end examination. The grade card will display the Programme details (Course code, title, number of credits, grades secured) along with SGPA of that semester and CGPA earned till that semester.

24) **University:** Visvesvaraya Technological University (VTU), Belagavi.

Visvesvaraya Technological University, Belagavi.

Regulations Governing the Degree of Bachelor of Engineering/ Technology (B.E./B.Tech.)

Under Outcome Based Education (OBE) & Choice Based Credit System (CBCS)

Effective from the Academic Year 2018 – 19

18OB1.0	**Title, Duration and Credits of the Programme of Study.**
18OB1.1	The Programme of study shall be called the degree of Bachelor of Engineering / Bachelor of Technology, abbreviated as B.E. / B.Tech.
18OB1.2	(a) The Programme to which students are admitted to First semester of B.E./B.Tech. Programme shall be of four academic year duration divided into eight semesters. The actual Teaching and Learning days shall be for at least 90 working days in a semester. (b) The Programme to which students are admitted to third semester of B.E./B.Tech. Programme under lateral entry shall be of three academic year duration, divided into six semesters. The actual Teaching and Learning days shall be at least 90 working days in a semester. (c) The Programme (conducted during evening) to which students are admitted to third semester of B.E./B.Tech. Programme under lateral entry scheme shall be of three academic year duration, divided into six semesters. The actual Teaching and Learning days shall be for at least 90 working days in a semester. The deficit contact hours of the Programme, conducted during evening on all working days, shall be compensated on all Sundays (except on general holidays).
18OB1.3	The calendar of events in respect of the Programme of study shall be notified by the University in advance.
18OB1.4	Maximum Duration for Programme Completion: (a) In case of students admitted to First semester of First year B.E./B.Tech. Programme (i) Students admitted to First year first semester B.E./B.Tech. shall complete the Programme within a period of eight academic years from the date of first admission, failing which they have to discontinue the Programme. (ii) A student who has not obtained eligibility to third semester even after three academic years from the date of first admission to first semester shall discontinue the Programme or get readmitted to first semester of first year B.E./B.Tech. with a revised University Seat Number having the same year of admission but serial number of the student starting with SIX hundred series (6XX). (iii) A student who has joined first year (to I or II semester) as a

		repeater and has not obtained eligibility to third semester even after three academic years from the date of readmission to first year shall discontinue the Programme or get readmitted to first semester of first year B.E./B.Tech., subject to the provision of 18OB1.4 (a)(i), with a revised University Seat Number having the same year of admission but serial number of the student starting with SIX hundred series (6XX).
	(iv)	A student, who has been readmitted to First year as per [as per 18OB1.4 (a) (ii)and (iii)], does not get eligibility to third semester even after two academic years from the date of readmission, he/she shall discontinue the Programme or seek fresh admission following the prevailing admission procedure at that time.
	(v)	A student who gets admitted to III semester from I year in three or less the three years shall complete the Programme, with or without break, within a period of eight academic years from the date of first admission, failing which they have to discontinue the Programme or seek fresh admission following the prevailing admission procedure at that time.
	(b)	In case of lateral entry students admitted to Third semester of Second year B.E./B.Tech. Programme
	(i)	Students admitted to second year third semester B.E./ B.Tech. shall complete the Programme within a period of six academic years from the date of first admission, failing which they have to discontinue the Programme.
	(ii)	A student who has not obtained eligibility to fifth semester even after two academic years from the date of first admission to third semester shall discontinue the Programme or get readmitted to third semester of second year B.E./B.Tech. with a revised University Seat Number having the same year of admission but serial number of the student starting with SEVEN hundred series (7XX).
	(iii)	A student who has joined second year (to III or IV semester) as a repeater and has not obtained eligibility to fifth semester even after three academic years from the date of readmission to second year shall discontinue the Programme or get readmitted to third semester of second year B.E./B.Tech., subject to the provision of 18OB1.4 (b) (i), with a revised University Seat Number having the same year of admission but serial number of the student starting with SEVEN hundred series (7XX).
	(iv)	A student, who has been readmitted to second year as per [as per 18OB1.4 (b) (ii) and (iii)], does not get eligibility to fifth semester even after two academic years from the date of readmission to second year, he/she shall discontinue the Programme or seek fresh admission following the prevailing admission procedure at that time.

	(v) A student who gets admitted to V semester from II year in two or less the two years shall complete the Programme, with or without break, within a period of six academic years from the date of first admission, failing which they have to discontinue the Programme or seek fresh admission following the prevailing admission procedure at that time.
18OB1.5	Prescribed Number of Credits for the Programme [to be read along with 18OB12.2]: (a) The number of credits to be completed by students admitted to first semester of B.E./B.Tech. Programme shall be 175. (b) The number of credits to be completed by students admitted to third semester of B.E./B.Tech. Programme under lateral entry scheme shall be 135. (c) A student shall be eligible to get Undergraduate degree with Honours, if he/she earns additional 20 credits, as per VTU norms issued from time to time regarding the earning of additional credits.[To be read along with Regulations Governing the award of Honours' at B.E./B.Tech. Degree Programmes.]
18OB1.6	(a) Definition of Credits: (a.1) 1 hour Lecture (L) per week per semester =1 Credit (a.2) 2 hour Tutorial (T) per week per semester =1 Credit (a.3) 2 hour Practical/Laboratory/Drawing (P) per week per semester =1 Credit. (a.4) Teaching – Learning hours for Credit Courses: (a.5) Four credit theory courses shall be designed for 50 hours of Teaching – Learning process. (a.6) Three credit theory courses shall be designed for 40 hours of Teaching – Learning process.
18OB2.0	**Eligibility for Admission to B.E./B.Tech. Programmes (As per the Government orders issued from time to time)**
18OB2.1	(a) Day Engineering College (Eligibility: Candidates who have Passed Second PUC/ Twelfth standard) (i) Passed Second PUC/12th standard/Equivalent examination with English as one of the Languages and obtained a minimum of 45 % of Marks in aggregate in Physics and Mathematics along with Chemistry/Bio-Technology/ Biology/ Electronics/ Computer. 40 % for SC, ST, Category – 1, 2A, 2B, 3A and 3B category candidates of Karnataka only. (ii) Those students, who have passed a qualifying examination other than the PUC II examination of the Pre-University Education Board of Karnataka, have to obtain eligibility certificate for seeking admission to B.E./B.Tech. Degree Programme from Visvesvaraya Technological University, Belagavi.

	(b) Day Engineering College (Eligibility: Candidates who have Passed 3 year Diploma) (i) A candidate who has passed any Engineering diploma examination or equivalent examination and obtained an aggregate minimum of 45 % marks taken together in all the subjects of the final year (Fifth and Sixth semester) diploma examination (qualified examination) is eligible for admission to B.E./B.Tech. Programmes,in respective branch of Engineering (as notified by the Government of Karnataka for admission to 3rd semester / 2nd year B.E./B.Tech.) and 40 % of marks in qualified examination in case of SC, ST and Backward Classes of Karnataka candidates. (ii) Those candidates who have completed Engineering Diploma from other than Karnataka state shall provide the Equivalence/ Eligibility Certificate issued from the Director of Technical Education, Karnataka. (c) Evening Engineering College (Eligibility: Candidates who have Passed 3 year Diploma): (i) A candidate who has passed any Engineering diploma examination or equivalent examination and obtained an aggregate minimum of 45 % marks taken together in all the subjects of the final year (Fifth and Sixth semesters) diploma examination (qualified examination) is eligible for admission to B.E./B.Tech. Programmes, in respective branch of Engineering (as notified by the Government of Karnataka for admission to 3rd semester / 2nd year B.E./B.Tech.) and 40 % of marks in qualified examination in case SC, ST and Backward Classes of Karnataka candidates. In addition to this a candidate after passing the diploma, must have minimum of Two years full-time work experience as on 1st September of the year of admission, in a registered firm/Company/Industry/Educational Institution /Government/Autonomous Organizations in the branch of Engineering/Technology, in which the candidates holds a diploma, and in which admission is sought by him/her. Professional experience refers to the experience earned as an employee on regular basis in Government, Government Undertaking, Public Sector Undertaking, Corporation or Private company registered under the Directorate of Industries and Commerce or the Directorate of Small Scale Industries or Government, Government recognized Institutions as technical staff. Provided that the period of apprenticeship undergone shall also be treated as professional experience , if sponsored by the Board of Apprenticeship Training, Southern Region, Chennai or by Government, Government Undertakings and Public Sector Undertakings.

	Note: In case where genuineness of the employment certificate is questionable, such candidates have to produce supportive documents specifying the registration details of the Industry/Company (e.g., SSI Registration) and or identity cards provided to them together with latest salary certificate and provident fund certificate. However, the employer has to fill up the NOC duly signed by the company authority. (d) Day Engineering College (Eligibility: Candidates who have Passed B.Sc Degree) Passed B.Sc. Degree from a recognized University as defined by UGC, with at least 45% marks (40% in case of candidates belonging to reserved category) and passed 10+2 examination with Mathematics as a subject. **Note:** A Faculty/ Employee working on Full Time basis in an Institution/ Organization and pursuing/ pursued any Full Time Course for the same duration as that of Regular Shift ("Single Shift/ Regular Shift" means where, educational activities of the Technical Institution are conducted between say, 9 am and 5 pm.) shall be considered as invalid for the purpose of employment/ higher studies. However, the Faculty/ Employee shall pursue a Programme (Course) as Part Time for longer duration, in the same City, only if, a University is offering a Part Time Programme for longer duration. [Page 74, 6.1, Chapter VI, Norms and Requirements, Approval Process Handbook 2019-20]
18OB2.2	With regard to the qualification earned from foreign countries, Equivalence certificate from the University/ Association of Indian Universities is mandatory for admission to B.E./B.Tech. Programmes. In case of any dispute about the equivalence in qualification earned from foreign countries, the decision of the University Equivalence Committee shall be the final in establishing the eligibility of the student.
18OB3.0	**Courses**
18OB3.1	There shall be the following types of Courses: (a) Humanities, Social Sciences and Management (HSMC): These are mandatory for all disciplines. (b) Basic Sciences (BSC): Physics, Chemistry and Mathematics. These are mandatory for all disciplines. (c) Engineering Sciences (ESC): Materials, Workshop, Drawing, and Basics of Electrical/ Electronics/ Instrumentation/ Civil/ Mechanical/ Computer Engineering etc. These are mandatory for all disciplines. (d) Professional Courses (PCC) – Core: Are the professional Core Courses, relevant to the chosen specialization/ branch. The core Courses are to be compulsorily studied by students

	and are mandatory to complete them to fulfill the requirements of a Programme. (e) Professional Elective Courses (PEC): Are the professional Electives, relevant to the chosen specialization / branch and can be chosen from the pool of papers. It shall be supportive to the discipline providing extended scope/enabling an exposure to some other discipline /domain and nurturing student proficiency skills. (f) Open Elective Courses (OEC): Are the Elective Courses from other technical areas and/ or from emerging fields. (g) Project Work (PROJ): Mini project and Main Project. Carried out at the Institution or elsewhere without affecting with the regular classwork. (h) Seminar: Deliverable at the Institution under the supervision of a Faculty. (i) Internship: Preferably at an industry/R and D organization/IT company/Government organization or elsewhere of significant repute for a specified period as mentioned in Scheme of Teaching and Examinations. (j) Mandatory Courses (MC): These Courses are mandatory, without the benefit of a grade or credit, for students admitted to B.E./B.Tech. Programme. A pass in each mandatory Course is required to qualify for the award of degree.
18OB3.2	The minimum number of students registered to any Elective Course offered by the Departments shall be not less than ten. However, the above condition shall not be applicable to Programmes having class strength of less than 10. In such cases, only one elective course shall be offered.
18OB3.3	A student shall exercise his option in respect of Elective Course/s and registered for the same at the beginning of the concerned semester. The student may be permitted to opt for a change of Elective Course/s within 15 days from the date of commencement of the semester as per the calendar of the University.
18OB3.4	**Course Registration:** In order to maintain proper academic record of each student at the Institution, every student shall register for the Courses of a semester (Credits) under the supervision of a Faculty Advisor (also called Mentor, Counselor, etc.,) in each semester.
18OB4.0	**Internship/Professional Practice**
18OB4.1	Internship / Professional Practice The Internship shall be completed during the period specified in the Scheme of Teaching and Examinations. 1) The internship shall preferably be at an industry/R and D organization/IT company/ Government organization of

	significant repute for a specified period as mentioned in Scheme of Teaching and Examinations. 2) The Department/college shall nominate staff member/s to facilitate, Guide and supervise students under internship. 3) The students shall report progress of the internship to the Guide in regular intervals and seek his/her advice. The Guide shall maintain the progress record of the candidates undergoing internship. 4) After the completion of Internship, students shall submit a report with completion certificate and attendance certificate to the Head of the Department with the approval of both internal and external Guides. 5) There shall be 40 marks for CIE and 60 marks for SEE. The minimum requirement of CIE marks shall be 50% of the maximum marks. 6) The internal Guide shall be the internal examiner for the SEE. 7) The external Guide for Internship shall be the external examiner for SEE. Examination for internship shall be conducted at the college and the date shall be fixed in consultation with the external Guide. The Examiners shall jointly award the SEE marks. [To be read along with 18OB8.9 (f)] 8) In case the external Guide expresses his inability to conduct the Examination, the Principal /Chief Superintendent of the Institute shall appoint a senior faculty of the Department to conduct the Examination along with the internal Guide. 9) Non-availability of Internal guide due to inevitable situations for the conduct of SEE, the Principal /Chief Superintendent of respective institute shall appoint a senior faculty of the Department to conduct the Examination. 10) The students are permitted to carry out the internship anywhere in India or abroad. The University will not provide any kind of financial assistance to any student for carrying out the Internship.
18OB 5.0	**Technical Seminar and Project**
18 OB 5.1	Technical Seminar: Technical Seminar is one of the head of passing. (i) Each candidate shall deliver Technical seminar as per the Scheme of Teaching and Examinations on the topic chosen from the relevant field. (ii) The Head of the Department shall make arrangements for the conduct of seminars through concerned faculty members of the Department. The committee, constituted for the purpose by the Head of the Department, shall award the CIE marks for the seminar. The committee shall consist of two senior faculty members of the Department and the senior most acting as the

	Chairperson. [To be read along with 18OB8.2 (e)]
18OB 5.2	Project: Project (Mini and Main) is one of the head of passing. Mini Project Work and Main Project Work shall preferably be batch wise, the strength of each batch shall not exceed a maximum of four students. [To be read along with 18OB 8.2 (f), (g) 18OB8.9 (f) and the details mentioned in Scheme of Teaching and Examinations.]
18OB 5.3	Examinations in Mini Project Work and Main Project Work shall be conducted batch-wise.
18OB 6.0	**Computation of SGPA and CGPA**
18OB 6.1	(i) The University adopts absolute grading system wherein the marks are converted to grades, and every semester results shall be declared in terms of Semester Grade Point Average (SGPA) considering all the courses appeared in that Semester End Examinations including backlog course/s/arrear papers (refers to courses other than the current semester courses that have not yet been completed), and Cumulative Grade Point Average (CGPA). The CGPA will be calculated for every semester, except for the first semester. (ii) The grading system with the letter grades and the assigned range of marks under absolute grading system shall be as given below:

Level	Outstanding	Excellent	Very Good	Good	Above Average	Average	Fail
Letter Grade	S	A	B	C	D	E	F
Grade Points	10	9	8	7	6	4	00
Percentage of Marks Scored in a Course	≥ 90	<90 ≥80	< 80 ≥70	< 70 ≥60	< 60 ≥ 45	< 45 ≥40	< 40
	(90 -100)	(80 - 89)	(70 - 79)	(60 - 69)	(45 - 59)	(40 - 44)	(0 - 39)

	(iii) A student obtaining Grade F in a Course shall be considered fail and is required to reappear in the subsequent SEE. Whatever the letter grade secured by the student during his /her reappearance shall be awarded. The number of attempts taken to clear Course/s shall be indicated in the grade card.
18OB6.2	Computation of SGPA and CGPA The following expressions shall be used to compute the Semester Grade Point Average (SGPA) and Cumulative Grade Point Average (CGPA) respectively:

$$SGPA = \frac{\sum[Course\ Credits \times Grade\ Points]\ for\ all\ the\ Courses\ in\ that\ Semester}{\sum[Course\ Credits]\ for\ all\ the\ Courses\ in\ that\ Semester}$$

$$CGPA = \frac{\sum[Course\ Credits \times Grade\ Points]\ for\ all\ Courses\ excluding\ those\ with\ F\ grades\ until\ that\ Semester}{\sum[Course\ Credits]\ for\ all\ Courses\ excluding\ those\ with\ F\ grades\ until\ that\ Semester}$$

The SGPA and CGPA shall be rounded off to 2 decimal places and reported in the grade cards.

(a) SGPA and CGPA Calculations: An Illustrative Example for one academic year

(Odd :I, Semester Even: II)	Course Code	Credits	Grade	Grade Points	Credit Points	SGPA, CGPA
I	XX101	5:0:0 = 5	B	8	$5 \times 8 = 40$	SGPA $= \frac{117}{25}$ $= \mathbf{4.68}$
I	XX102	3:2:0 = 5	Absent(F)	0	$5 \times 0 = 00$	
I	XX103	3:0:0 = 3	A	9	$3 \times 9 = 27$	
I	XX104	0:1:1 = 2	F	0	$2 \times 0 = 00$	
I	XX105	4:1:0 = 5	D	6	$5 \times 6 = 30$	
I	XX106	5:0:0 = 5	E	4	$5 \times 4 = 20$	
	Total	25 (18*)	Total		117	
(18*): Total credits of the semester excluding the credits of the courses under F grade. Considered for the calculation of CGPA of the two consecutive semesters under consideration.						
II	XX107	3:1:1 = 5	C	7	$5 \times 7 = 35$	SGPA $= \frac{157}{25}$ $= \mathbf{6.28}$
II	XX108	4:0:0 = 4	B	8	$4 \times 8 = 32$	
II	XX109	3:0:0 = 3	D	6	$3 \times 6 = 18$	
II	XX110	4:1:0 = 5	E	4	$5 \times 4 = 20$	
II	XX111	2:1:1 = 4	A	9	$4 \times 9 = 36$	CGPA $= \frac{(117 + 157)}{18 + 23}$ $= 274/41 = \mathbf{6.68}$
II	XX112	2:0:0 = 2	F	0	$2 \times 0 = 00$	
II	XX113	0:2:0 = 2	B	8	$2 \times 8 = 16$	
	Total	25 (23*)	Total		157	
(23*): Total credits of the semester excluding the credits of the courses under F grade. Considered for the calculation of CGPA of the two consecutive semesters under consideration.						
If the Student secures letter grades as detailed below after reappearance to SEE, then the SGPA and CGPA shall be calculated as indicated below.						
I	XX102	3:2:0 = 5	D	6	$5 \times 6 = 30$	SGPA (I Semester) $= \frac{(117 + 30 + 14)}{25}$
I	XX104	0:1:1 = 2	C	7	$2 \times 7 = 14$	
II	XX112	2:0:0 = 2	D	6	$2 \times 6 = 12$	SGPA (II Semester) $= (157 + 12)/25$ $= 169/25$ $= \mathbf{6.76}$

(b) CGPA Calculation of the Programme: An Illustrative Example

Semester	I	II	III	IV	V	VI	VII	VIII
Credits of the semester	20	20	24	24	25	24	20	18
SGPA	7.00	8.50	9.20	6.86	8.18	7.73	8.68	9.40

CGPA

$$= \frac{20 \times 7.00 + 20 \times 8.50 + 24 \times 9.20 + 24 \times 6.86 + 25 \times 8.18 + 24 \times 7.73 + 20 \times 8.68 + 18 \times 9.40}{175}$$

$= \mathbf{8.16}$

180B6.3	Grade Card: Based on the secured letter grades, grade points, SGPA and CGPA, a grade card for each semester and a consolidated grade card indicating the performance in all semesters shall be issued.
18OB7.0	**Conversions of CGPA into Percentage of marks and Class Equivalence**
18OB7.1	Formula for the conversion of CGPA into percentage of marks. Percentage of marks secured, P = [CGPA Earned - 0.75] × 10 Illustration for a CGPA of 8.20: P = [CGPA Earned 8.20 - 0.75]× 10 = 74.5 %
18OB7.2	Class Equivalence: Subsequent to the conversion of final CGPA, after successful completion of the Programme, into percentage of marks (P), a graduating student is reckoned to have passed in (i) First Class with Distinction (FCD) if P ≥ 70% (ii) First Class (FC) if P ≥ 60% but < 70% and (iii) Second Class (SC) if P < 60%.
18OB8.0	**Continuous Internal Evaluation, Semester End Evaluation and Minimum CIE and SEE Marks**
18OB8.1	Continuous Internal Evaluation Marks and Minimum CIE Marks: (a) For Vyavaharika Kannada (Balake Kannada)/Aadalitha Kannada (Samskruthika Kannada) the maximum CIE marks shall be 100. For the award of credit, the minimum CIE marks to be secured shall be 40 % of the maximum marks i.e., 40 marks. (b) For Project work phase -1 and Technical seminar the maximum CIE marks shall be 100. For the award of credit, the minimum CIE marks to be secured shall be 50 % of the maximum marks i.e., 50 marks. (c) For Practical/ Mini-project/Internship/Project work– Phase 2 the maximum CIE marks shall be 40. To appear for the SEE, the minimum CIE marks to be secured shall be 50 % of the maximum marks i.e., 20 marks. (d) For all other theory Courses of the Programme, the maximum CIE marks shall be 40. To appear for the SEE, the minimum CIE marks to be secured shall be 40 % of the maximum marks i.e., 16 marks. (f) For Additional Mathematics I and II (to be completed by diploma lateral entry students) the maximum CIE marks shall be 40. To appear for the SEE, the minimum CIE marks to be secured shall be 40 % of the maximum marks i.e., 16 marks. (g) For Engineering Graphics and Elements of Civil Engineering and Mechanics (of First Year Engineering and to be completed by B.Sc graduates under lateral entry)the

	maximum CIE marks shall be 40. To appear for the SEE, the minimum CIE marks to be secured shall be respectively 50 % and 40 % of the maximum marks i.e., 20 and 16 marks.
18OB8.2	Continuous Internal Evaluation Procedure: [To be read along with 18 OB 8.1and 8.3] (a) Theory Courses: (i) CIE Marks in each theory Course [including 'Technical English I and II', 'Constitution of India, Professional Ethics and Cyber Law', 'Environmental Studies', 'Additional Mathematics I and II'], shall be the sum of marks prescribed for tests and assignments. Marks prescribed for tests shall be 30 and that for assignments 10. (ii) The CIE marks awarded for tests in the theory Courses shall be based on three tests generally conducted at the end of fifth, tenth and fifteenth week of each semester. Each test shall be conducted for a maximum of 50 marks and the final test marks shall be the average of three tests, proportionately reduced to a maximum of 30 marks. (iii) The remaining 10 marks shall be awarded based on the evaluation of assignments/unit tests/written quizzes that support to cover both lower and higher order thinking skills as per Revised Bloom's Taxonomy. (iv) Final CIE marks awarded shall be the sum of 18OB8.2 **(a) (ii) and (iii) for a maximum of 40 marks.** (v) The candidates shall write the tests, assignments/unit-tests /written quizzes in Blue Books which shall be preserved by the Principal/ Head of the Department for at least six months after the announcement of University results and shall be made available for verification at the direction of the Registrar (Evaluation). **(b) Engineering Graphics/ Drawing/Fieldwork Courses:** The CIE marks awarded for I year Engineering Graphics Course shall be based on (i) Classwork for 24 marks (sketching and Computer Aided Engineering Drawing). (ii) Two Tests conducted in the same pattern as that of SEE for 16 marks (The marks secured can be taken as best of the two tests). (iii) Final CIE marks awarded for Engineering Graphics shall be the sum of 18OB8.2 (b) (i) and (ii) for a maximum of 40 marks. (iv) The CIE marks awarded for higher semester Drawings/ Design Drawings offered by various branches shall be based on the evaluation of the sheets and one test in the ratio 60:40.

(v) The CIE marks awarded for field work (like Surveying Practice) shall be based on the evaluation of the associated field work and one test in the ratio 60:40.

(c) Practical Courses:

The CIE marks awarded in case of Practical, shall be based on the weekly evaluation of laboratory journals/ reports after the conduction of every experiment and one practical test in the ratio 60:40.

(d) Internship:

The CIE marks awarded for internship shall be based on the evaluation of Internship Report, Presentation skill and Question and Answer session in the ratio 50:25:25.

(e) Technical Seminar

The CIE marks awarded for Technical Seminar shall be based on the evaluation of Seminar Report, Presentation skill and Question and Answer session in the ratio 50:25:25.

(f) Mini - Project

The CIE marks awarded for Mini - Project, shall be based on the evaluation of Mini - Project Report, Project Presentation skill and Question and Answer session in the ratio 50:25:25.The marks awarded for Mini - Project report shall be the same for all the batch mates.

(g) Main Project Work

(i) Project Work Phase – 1

The CIE marks awarded for project work phase -1 shall be based on the evaluation of project work phase -1 Report, Project Presentation skill and Question and Answer session in the ratio 50:25:25.The marks awarded for the Project report shall be the same for all the batch mates.

(ii) Project Work Phase - 2

The CIE marks awarded for project work phase -2 shall be based on the evaluation of project work phase -2 Report, Project Presentation skill and Question and Answer session in the ratio 50:25:25.The marks awarded for Project report shall be the same for all the batch mates.

(h) Vyavaharika Kannada (Balake Kannada)/Aadalitha Kannada (Samskruthika Kannada)

(i) CIE Marks in Vyavaharika Kannada (Balake Kannada)/Aadalitha Kannada (Samskruthika Kannada) shall be the sum of marks prescribed for tests and assignments. Marks prescribed for tests shall be 75 and that for the assignments be 25.

	(ii) The CIE marks awarded for the tests shall be based on three tests generally conducted at the end of fifth, tenth and fifteenth week of each semester. Each test shall be conducted for a maximum of 25 marks and the final CIE marks shall be the sum of the marks of all the three tests. (iii) The remaining 25 marks shall be awarded based on the evaluation of assignments/oral discussions/ quizzes that supports communication skills. (iv) Final marks awarded shall be the sum of 18OB8.2 (h) (ii) and (iii) for a maximum of 100 marks. (v) Students shall write the tests in Blue Books and complete the exercises/activates/ questions given in the University Kannada textbook. These shall be preserved by the Principal/ Head of the Department for at least six months after the announcement of University results and shall be made available for verification at the direction of the Registrar (Evaluation).
18OB8.3	(a) The CIE marks in the case of Internship/Technical Seminar/Mini-Project and Project Work Phase 1 and 2 shall be awarded by a committee consisting of the Head of the concerned Department and two senior faculty members of the Department, one of whom shall be the Guide. (b) A committee constituted by the Head of the Department of Humanities and Social Science shall inspect and authenticate the award the CIE marks for the Course Vyavaharika Kannada (Balake Kannada)/Aadalitha Kannada (Samskruthika Kannada). The committee shall consist of two senior faculty members of the Department and the senior most acting as the Chairperson.
18OB8.4	(i) Students satisfying the attendance requirement but failing to secure the minimum percentage of CIE marks, in any Course/s, shall not be eligible for the SEE conducted by the University and they shall be considered as fail in that Course /those Courses. However, they can appear for University examinations conducted in other Courses of the same semester and backlog Course/s if any. (ii) Students who have satisfied the attendance requirement but not the CIE requirements shall be permitted to register afresh and appear for SEE after satisfying the CIE requirements in the same Course/s (with or without satisfying the attendance requirement) when offered during subsequent semester/s. (iii) Each appearance to SEE to complete a course shall be treated as an attempt.
18OB8.5	CIE marks of those students, who come under 18OB8.4, shall also be sent to the Registrar (Evaluation) along with other course CIE Marks.

18OB8.6	(i) The final list, incorporating corrections (if any), of CIE marks awarded to the students in the Theory/Practical/Internship/ Technical Seminar / Mini – Project/Project work –phase 1 and 2, shall be displayed on the notice board of the college much before the closure of the semester. (ii)The institution shall enter the CIE marks of each semester in the format of the VTU online CIE marks portal and submit a certified copy of the same to the University Examination Section within the stipulated date notified by University. Every page of the CIE marks sheet (hardcopy) shall bear the signatures of the concerned Teacher/Teachers, Head of the Department and Principal.
18OB8.7	Any corrections or overwriting of CIE marks shall bear the signature(s) of concerned Teacher(s) and in such cases the Head of the Department shall indicate the number of corrections on every sheet and attest it with his/her signature.
18OB8.8	CIE marks shall reach the University before the commencement of examination as per the notification from the office of the Registrar (Evaluation) from time to time. After the submission of CIE marks to the University, any request under any circumstances for change of CIE marks shall not be considered.
18OB8.9	Semester End Examination Marks and Passing standards (a) University examination for all Courses under SEE shall be conducted for a maximum of 100 Marks. The marks secured by the students for 100 marks shall be proportionately reduced to a maximum of 60 marks to add the same with the CIE marks for the award of letter grade. (b) The University examinations for all the Programmes of study shall be conducted at the end of each semester for all the eight semesters. (c) Students having no backlog course/s, may not have more than one examination on the same day. However, students having backlog course/s may face a situation where they may have (i) Two examinations scheduled at the same time of the day, (ii) to take two examinations on the same day, one during the morning session and the other in the afternoon session, and (iii) Examinations on consecutive days. As changing the examination dates is not an option, the examination timetable shall not be modified/ altered/ adjusted in any of the above three cases. In the first case, the students shall select any one of the clashing courses and in second and third cases, the students shall manage the examinations as per their decision. (d) The pattern of the SEE question paper for Courses Technical English I and II, Constitution of India, Professional Ethics and Cyber Law, and Environmental Studies shall be objective type [Multiple Choice Questions (MCQ)].

	(e) For a pass in a theory Course/Drawing, students shall secure a minimum 35 % of the maximum marks prescribed for the University examination and in total 40 % of the Course maximum marks, i.e., the sum of the CIE and SEE marks prescribed for the Course. (f) For a pass in Practical/ Mini-project / Internship/Technical Seminar/Project work, students shall secure a minimum of 40 % of the Course maximum marks prescribed for the University examination (SEE). (g) Students who satisfy the conditions 18OB8.9 (e) and (f), and obtain any grade from S to E in a Course shall be considered to have passed that Course. (h) A student shall be declared fail if the candidate (h.a) Fails to satisfy the conditions 18OB8.9 (g). (h.b) Absents himself / herself to the University examination. (h.c) Is held guilty of examination malpractice and for any other reasons, and declared the performance of any Course/s null and void by a competent authority. (i) If a student secures F grade in any of the Course/s, he/she shall reappear for that Course/s during the subsequent SEE. The CIE marks awarded to the student at first attempt in the concerned Course/s shall be carried forward. Revised CIE marks is considered only in cases under the provision of 18OB8.4 (ii).
18OB8.10	Students who pass a Course of a semester as per 18OB8.9 (g) shall not be allowed to appear for any individual Course again, unless they opt for rejection of results of entire semester. However, students who have CGPA less than 5.00 at the end of academic Programme, subject to the provision 18OB1.4, shall be allowed to appear for only SEE of Course/s to make up the deficiency in CGPA.
18OB8.11	A student may, at his/her desire, can reject the total performance of a semester (including CIE marks) or reject only the result of his/her performance in University examinations of a semester. The rejection is permitted only once during the entire Programme of study.
18OB8.12	Students who desire to reject the SEE results of a semester shall reject the total performance (irrespective of the earned Course grades) in all the Courses of the semester either rejecting or retaining the CIE marks. However, rejection of the performance of VIII semester project shall not be permitted. (i) Students, who desire to reject the total SEE performance of an odd or even semester including CIE marks, have to repeat that odd or even semester of the prevailing scheme by taking readmission during the subsequent academic year/s. They shall also be governed by 18OB 12.1, 12.2 and 1.4.

	(ii) If the rejection of SEE results excluding CIE marks is of odd semester, students shall be allowed to take admission to the immediate next even semester. (iii) If the rejection of SEE results excluding CIE marks is of even semester, then students shall not be allowed to take admission to the next odd semester as per 18OB10.3. In such cases, students shall take admission to the next odd semester of the prevailing scheme during the subsequent academic year/s, after obtaining the eligibility to move to higher semester. They shall also be governed by 18OB 12.1, 12.2 and 1.4. (iv) Readmission to odd/even semester as per 18OB8.12 (i)and (iii) shall not be considered as fresh admission and therefore students shall continue to have the same University Seat Number, which was allotted earlier. The maximum duration of the programme (as per 18OB1.4) shall be counted with reference to old University Seat Number. (v) Applications for rejection and approval to reappear for University examinations shall be sent to the Registrar (Evaluation) through the Principal of the College within 30 days from the date of announcement of the results. Late submission of applications shall not be accepted for any reasons. (vi) Application for approval of readmission shall be sent to the Registrar through the Principal of College within 30 days from the date of the announcement of the results. Late submission of application shall not be accepted for any reasons.
18OB8.13	Students who opt for rejection of results of University examination shall be eligible for the award of degree and not for the award of ranks and Honours Degree.
18OB9.0	**Attendance Requirement**
18OB9.1	Each semester shall be considered as a unit for calculation of the attendance and the Candidates have to put in a minimum attendance of 85% in each Course with a provision of condonation of 10% of the attendance by the Vice-Chancellor on the specific recommendations of the Principal of the college where the candidate is studying, based on medical grounds, participation in University/State/ National/ International level sports and cultural activities, seminars, workshops, paper presentation etc., of significant value. The supporting documents for condoning the shortage of attendance shall be submitted along with the recommendations.
18OB9.2	(a) The basis for the calculation of attendance shall be the period prescribed by the University by its calendar of events and as notified by the Registrar (Evaluation) from time to time.

	(b) In case of late admissions, approved by competent authority (DTE/VTU), to I semester/ III semester (lateral entry scheme) of day college/III semester (lateral entry scheme) of Engineering Programme conducted during evening, the attendance shall be reckoned from the date of admission to the Programme.
18OB9.3	The Course Instructor/ Mentor/College shall inform the students as well as their parents /guardians about the attendance status periodically. Students who are facing the shortage of attendance shall be mentored to make up the shortage. Principals shall also notify every month, the list of candidates who are under short of attendance.
18OB9.4	A candidate, who does not satisfy the attendance requirement (in one or more Courses and including the Courses Additional Mathematics I and II) as mentioned in 18OB 9.1 shall not be eligible to appear for the Semester End Examinations of that semester and shall not be permitted to take admission to next higher semester. The candidate shall be required to repeat that semester during the subsequent year.
18OB10.0	**Vertical Progression (Promotion/ Eligibility to higher semesters)**
18OB10.1	There shall be no restriction for promotion from an odd semester to the next even semester, provided the student has fulfilled the attendance requirement.
18OB10.2	Along with the reasons specified at 18OB8.9 (h), a student shall be declared fail if he/she (i) Has not satisfied the CIE requirements of any Course/s. (ii) Has not registered for the SEE even after satisfying the attendance and CIE requirements.
18OB10.3	(A) Vertical Progression in case of students admitted to First year: (a) Students having not more than four F grades in the two semesters of first year of the Programme shall be eligible to move to second year. (a.1) Students having not more than four F grades in the four semesters of I and II year shall be eligible to move to III year. (a.2) Student who have earned all the prescribed credits of I year, and having not more than four F grades in the four semesters of II and III year shall be eligible to move to IV year. (B) Vertical Progression in case of Diploma students admitted to Second year (lateral entry) (a) Students having not more than four F grades (excluding the Fail or pass status of Additional Mathematics I and II) in the two semesters of II year of the Programme shall be eligible to move to III Year.

	(a.1) Students having not more than four F grades (excluding the Fail or pass status of Additional Mathematics I and II, if any) in the four semesters of II and III year shall be eligible to move to IV year. (b) The mandatory non – credit Courses Additional Mathematics I and II prescribed at III and IV semesters respectively, to lateral entry Diploma holders admitted to III semester of B.E./B.Tech. Programmes, shall attend the classes during the respective semesters to satisfy attendance and CIE requirements and to appear for the University examinations. (i) In case, any student fails to satisfy the attendance requirement of the Courses Additional Mathematics I and II, he/she shall not be eligible to appear for the Semester End Examinations of that semester and shall not be permitted to take admission to next higher semester. The candidate shall be required to repeat that semester during the subsequent year. (ii) Students who have satisfied the attendance requirement but not the CIE requirements of the Courses Additional Mathematics I and II shall be permitted to register afresh and appear for SEE after satisfying the CIE requirements in the same Course/s (with or without satisfying the attendance requirement) when offered during subsequent semester/s. (c) Completion of Additional Mathematics I and II, shall be mandatory for the award of degree. (C) Vertical Progression in case of B.Sc students admitted to Second year (lateral entry) (a) Students having not more than four F grades (excluding the Fail or pass status of Engineering Graphics and Design, and Civil Engineering and Mechanics of First Year Engineering Programme) in the two semesters of II year of the Programme shall be eligible to move to III Year. (a.1) Students having not more than four F grades (excluding the Fail or pass status of Engineering Graphics and Design, and Civil Engineering and Mechanics of First Year Engineering Programme, if any) in the four semesters of II and III year shall be eligible to move to IV year. (b) The prescribed mandatory non – credit Courses Engineering Graphics and Design, and Civil Engineering and Mechanics of First Year Engineering Programme to lateral entry B.Sc. holders admitted to III semester of B.E./B.Tech. Programmes, shall attend the classes during the respective semesters to complete CIE and attendance requirements and to appear for the University examinations. (i) In case, any student fails to satisfy the attendance requirement of the above said Courses, he/she shall not be eligible to appear for the Semester End Examinations of that semester

	and shall not be permitted to take admission to next higher semester. The candidate shall be required to repeat that semester during the subsequent year. (ii) Students who have satisfied the attendance requirement but not the CIE requirements of the above said Courses, shall be permitted to register afresh and appear for SEE after satisfying the CIE requirements in the same Course/s (with or without satisfying the attendance requirement) when offered during subsequent semester/s. (c) Completion of Engineering Graphics and Elements of Civil Engineering and Mechanics shall be mandatory for the award of degree. The Principal of each college shall make suitable arrangements in the timetable to facilitate the B.Sc students to attend the above mentioned courses to satisfy the CIE and attendance requirements and to appear for the University examinations.
18OB11.0	**Award of Degree**
18OB11.1	1. B.E./B.Tech. degree (a) Students shall be declared to have completed the Programme of B.E. / B.Tech. degree and is eligible for the award of degree, provided the students have undergone the stipulated Course work of all the semesters under the Scheme of Teaching and Examinations and has earned the prescribed number of credits as per the provision 18OB1.5. [To be read along with 18 OB 12.1 and 12.2] (b) For the award of degree, a CGPA $\geq$ 5.00 at the end of Programme shall be mandatory. [To be read with 18OB11.2 (1)] (c) Completion of Additional Mathematics I and II, shall be mandatory for the award of degree to lateral entry diploma students. (d) Completion of Engineering Graphics and Elements of Civil Engineering and Mechanics of First Year Engineering Programme shall be mandatory for the award of degree to lateral entry B.Sc graduates. (e)(i) Over and above the academic credits, every Day College regular student admitted to the 4 years Degree Programme and every student entering 4 years Degree Programme through lateral entry, shall earn 100 and 75 Activity Points respectively through AICTE Activity Point Programme for the award of degree. Students transferred from other Universities/ Autonomous colleges under VTU to fifth semester are required to earn 50 Activity Points from the year of entry to VTU. The Activity Points earned shall be reflected on the student's eight semester Grade Card.

	(ii) Activity Points (non-credit) have no effect on SGPA/CGPA and shall not be considered for vertical progression. In case students fail to earn the prescribed activity Points before the commencement of 8th semester examinations, Eighth semester Grade Card shall be issued only after earning the required activity Points. Students shall be admitted for the award of degree only after the release of the Eighth semester Grade Card. **2. B.E./B.Tech. (Honours) degree** (a) A student shall be declared to have completed the Programme of B.E. / B.Tech. degree and shall be eligible to get undergraduate BE/B.Tech degree with Honours, provided (i) The student has undergone the stipulated Course work of all the semesters under the same Scheme of Teaching and Examinations and has earned the prescribed number of credits as per the provision 18 OB1.5 (a) and (b). (ii) Has earned additional 20 or more credits through University approved online Courses. (iii) Satisfies the Regulations Governing the award of Honours at B.E./B.Tech. Degree Programmes.
18OB11.2	(1)Noncompliance of CGPA at the end of the Programme (a) Students who have completed all the courses of the Programme but not having a CGPA ≥ 5.00 at the end of the programme, shall not be eligible for the award of the degree. (b) In the cases of 18OB11.2 (1) (a), students shall be permitted to appear again for SEE in course/s [other than Internship, Technical seminar, Project (Mini and Main), and Laboratories] of any Semester/s without the rejection of CIE marks for any number of times, subject to the provision of maximum duration of the Programme to make up the CGPA equal to or greater than 5.00 for the award of the Degree. (c) In case, the students earn improved grade/s in all the reappeared course/s, the CGPA shall be calculated considering the improved grade/s. If it is ≥ 5.00, the students shall become eligible for the award of the degree. If CGPA <5.00, the students shall follow the procedure laid in 18OB11.2(1) (b). (d) In case, the students earn improved grade/s in some course/s and the same or lesser than the previously earned pass grade/s in the other reappeared course/s, the CGPA shall be calculated considering the improved grade/s and the pass grades earned before the reappearance. If it is ≥ 5.00, the students shall become eligible for the award of the degree. If CGPA <5.00, the students shall follow the procedure laid in 18OB11.2 (1) (b).

	(e) In case, the students earn improved grade/s in some courses and fail in the other reappeared course/s, the CGPA shall be calculated by considering the improved grade/s and the previously earned pass grade/s of the reappeared course/s in which the students have failed. If it is ≥ 5.00, the students shall become eligible for the award of the degree. If CGPA <5.00, the students shall follow the procedure laid in 18OB11.2 (1) (b). (f) In case, the students fail (i.e., earns F grade) in all the reappeared course/s, pass grade/s of the course/s earned by the students before reappearance shall be retained. In such cases, the students shall follow the procedure laid in 18OB11.2 (1) (b). (g) Students shall obtain written permission from the Registrar (Evaluation) to reappear in SEE to make up the CGPA equal to or greater than 5.00. **(2) Noncompliance of Mini-project** (a) The mini-project shall be considered as a head of passing and shall be considered for the award of degree. Those, who do not take-up/complete the mini-project shall be declared fail in that course and shall have to complete the same during subsequent University examinations after satisfying the Mini-project requirements. Also, mini-project shall be considered for eligibility to VII semester. **(3) Noncompliance of Internship** (a) All the students of B.E./B.Tech. shall have to undergo mandatory internship of 4 weeks during the vacation of VI and VII semesters and /or VII and VIII semesters. A University examination shall be conducted during VIII semester and the prescribed credits shall be included with the credits of VIII semester. Internship shall be considered as a head of passing and shall be considered for the award of degree. Those, who do not take-up/complete the internship shall be declared fail in that Course and shall have to complete the same during subsequent University examinations after satisfy the internship requirements.
18OB12.0	**Temporary Discontinuation/Break in the Programme/Change in Scheme of Study**
18OB12.1	**(a)** If a candidate, for any reason, temporarily discontinues the Programme or take a break from the Programme during any semester intentionally, he/she shall be permitted to continue the Programme by registering to the same semester of the prevailing scheme. The candidate, from that semester, shall attend and complete all the remaining Course works of all the semesters, adhering to the regulations of the prevailing

		scheme and subject to the provision 18OB1.4. Also the Candidates may have to complete additional Course/s, if any, as per the decision of concerned Board of Studies on establishing the equivalence between two schemes. A Grade card shall be issued to that effect. Additional Course/s shall not be considered for the eligibility criteria prescribed for promotion. Based on the individual cases, they shall be considered to decide the SGPA and CGPA to admit the student for the award of degree. Such candidates shall not be eligible for the award of rank / Honours degree.
	(b)	Candidates who take admission to any semester of the existing scheme from another scheme, as a repeater/fresher because of various reasons, shall attend and complete all the remaining semester/s of the Programme adhering to the regulations of the prevailing scheme, and shall complete additional Course/s, if any, as per the decision of concerned Board of Studies on establishing the equivalence between two schemes. A Grade card shall be issued to that effect. Additional Courses shall not be considered for the eligibility criteria prescribed for promotion. Based on the individual cases, they shall be considered to decide the SGPA and CGPA to admit the student for the award of degree. Such candidate shall not be eligible for the award of rank/Honours Degree.
	(c)	The credits to be earned by the candidates under 18OB12.1 (a and b) and 18OB14.1(b) and (c) shall be decided by the University along with the additional Course/s to be completed.
18OB12.2	**(i)**	The candidates who have temporarily discontinued the Programme of study or changed the scheme of study from one to another because of various reasons, or transferred from autonomous/other University to non-autonomous VTU constituent/affiliated college, shall be eligible for the award of degree provided the credits earned is equal to or greater than the credits decided by the University in the individual cases.
	(ii)	In case, the credits earned is less than the credits decided by the University in the individual cases, after the completion of all the semesters of the Programme under the prevailing scheme, the candidate shall register for a Course or courses not studied earlier and make up the credits earned equal to or greater than the required for the award of degree.
	(iii)	If the earned Programme credits are greater than the prescribed, the CGPA shall be proportionately reduced to the prescribed Programme credits.
18OB13.0	**Award of Prizes, Medals and Ranks**	
18OB13.1	For the award of Prizes and Medals, the conditions stipulated by the	

		Donor shall be considered subject to the provisions of the statutes framed by the University for such awards.
18OB13.2	(1)	For award of rank in a Specialization of Bachelor of Engineering/ Technology, the CGPA secured by the students from III to VIII semester shall be considered.
	(2)	The additional credits earned for the award of Honours degree shall not have any bearing for the Rank declaration.
	(3)	A student shall be eligible for a rank at the time of award of degree of Bachelor of Engineering/ Technology, provided that the student,
	(a)	(i) Has passed all the Courses of I to VIII semester in first attempt only in case of Candidates admitted to I year.
	(ii)	Has passed all the Courses (including Additional Mathematics I and II in case Diploma students/ Engineering Graphics and Elements of Civil Engineering and Mechanics in case of B.Sc graduates under lateral entry) of III to VIII semester in first attempt only in case of Candidates admitted under lateral entry scheme.
	(b)	Is not a repeater in any semester because of rejection of result of a semester/ shortage of attendance etc.
	(c)	Has completed all the Courses/semesters of the same Scheme of Teaching and Examinations without any break/discontinuity.
	(d)	Has completed all the semesters (I to VIII/III to VIII) in VTU constituent college or in any VTU affiliated non-autonomous college.
	(e)	Has not been transferred from any autonomous institution affiliated to VTU or from any other University.
	(4)	The total number of ranks awarded shall be 10% of total number of students appeared in VIII semester subject to a maximum of 10 ranks in a Specialization.
	(5)	For award of ranks in a Specialization, a minimum of 10 students should have appeared in the VIII semester examination.
	Illustration:	
	(a)	If 1228 students appeared for the VIII semester in Electronics and Communication Engineering Programme, the number of ranks to be awarded for Electronics and Communication Engineering shall be 10.
	(b)	If 90 students appeared for the VIII semester in Biomedical Engineering, the number of ranks to be awarded for Biomedical Engineering will be 09.
	(6)	In case of fractional number of ranks, it is rounded to higher integer only when the first decimal place is greater than or equal to 5.

18OB13.3	Ranks shall be awarded based on the merit of the students as determined by CGPA. If two or more students get the same CGPA, the tie shall be resolved by considering the number of times a student has obtained higher SGPA. If it is not resolved even at this stage, the number of times a student has obtained higher grades like S, A, B etc., shall be taken into account to decide the order of the rank.
18OB14.0	**Transfer of students**
18OB14.1	(a) (i) Transfer of students from one VTU affiliated non – autonomous college to another VTU non – autonomous affiliated college shall be permitted only at the beginning of third, fifth, and seventh semesters, subject to availability of seats within the permitted intake in respective Colleges with the approval of the Registrar, VTU subject to the provision 18OB10.3. (ii) The students seeking transfer as per 18OB14.1 (a) (i) shall have to obtain No Objection certificate for admission from the University and from both the colleges before the commencement of term as notified by VTU. (iii) Complete the Programme subject to the provision 18OB1.4. (b) Transfer of students from an autonomous to non – autonomous college, affiliated to VTU is permitted with the following conditions. (i) Transfer shall only be at the beginning of III and V semester B.E./B.Tech. Programme. (ii) No transfer shall be permitted to VII semester B.E./B.Tech. Programme. (iii) Students who are seeking transfer must have passed in all the Courses of the previous semesters. (iv) Obtain No Objection certificate for admission from the University and from both the colleges before commencement of term as notified by VTU. (v) Complete additional Course/s, if any, as per the decision of concerned Board of Studies on establishing the equivalence between two schemes. A Grade card shall be issued to that effect. Additional Course/s shall not be considered for the Eligibility criteria prescribed for promotion, calculation of SGPA and CGPA. However, a pass in the additional Courses, if any, is mandatory before the completion of Degree. (vi) Earn the credits decided by the University as per 18 OB 12.2. (vii) Complete the Programme subject to the provision 18OB1.4.

	(c) In the case of students seeking transfer from Universities other than VTU, the students must have passed in all the Courses of I and II semesters for admission to III semester and all the Courses of I to IV semesters for admission to V semester. No transfer shall be permitted to VII semester B.E./B.Tech. Programme of VTU from any other Universities. The students seeking admission from other Universities to VTU shall have to (i) Apply for establishment of equivalence with prescribed fees as notified by the VTU and obtain No Objection certificate for admission from the University before the commencement of term as notified by VTU. (ii) Produce No Objection certificate for admission from both the colleges before the commencement of term as notified by VTU. (iii) Complete additional Course/s, if any, as per the decision of concerned Board of Studies on establishing equivalence between two schemes. A Grade card shall be issued to that effect. Additional Course/s shall not be considered for the eligibility criterion prescribed for promotion, calculation of SGPA and CGPA. However, a pass in the additional Courses, if any, is mandatory before the completion of Degree. (iv) Earn the credits as decided by the University as per 18 OB 12.2. (v) Complete the Programme subject to the provision 18OB1.4.
18OB14.2	Transfer of students within the College from one branch to another branch at the start of III semester shall be permitted with the approval of the Registrar, VTU subject to the provisions made by the appropriate authorities.
18OB14.3	The University may prescribe fee for administration purpose, which shall be notified from time to time, for transfer from one college to another (Change of College) or one branch to another branch (change of branch within the college).
18OB15.0	**Applicability and Power to Modify**
18OB15.1	The regulations governing the Degree of Bachelor of Engineering / Technology of Visvesvaraya Technological University shall be a binding on all concerned.
18OB15.2	i) Notwithstanding anything contained in the foregoing, the University shall have the power to issue directions/ orders to address any difficulty. ii) Nothing in the foregoing may be construed as limiting the power of the University to amend, modify or repeal any or all of the above.

VISVESVARAYA TECHNOLOGICAL UNIVERSITY, BELAGAVI
Scheme of Teaching and Examination 2018 – 19
Outcome Based Education (OBE) and Choice Based Credit System (CBCS)
(Effective from the academic year 2018 – 19)

Programme: B.E: Electronics & Communication Engineering

III SEMESTER

Sl. No	Course and Course Code		Course Title	Teaching Department	Teaching Hours/Week			Examination				Credits
					Theory Lecture	Tutorial	Practical/ Drawing	Duration in hours	CIE Marks	SEE Marks	Total Marks	
					L	T	P					
1	BSC	18MAT31	Transform Calculus, Fourier Series and Numerical Techniques	Mathematics	2	2	--	03	40	60	100	3
2	PCC	18EC32	Network Theory		3	2	--	03	40	60	100	4
3	PCC	18EC33	Electronic Devices		3	0	--	03	40	60	100	3
4	PCC	18EC34	Digital System Design		3	0	--	03	40	60	100	3
5	PCC	18EC35	Computer Organization & Architecture		3	0	--	03	40	60	100	3
6	PCC	18EC36	Power Electronics & Instrumentation		3	0	--	03	40	60	100	3
7	PCC	18ECL37	Electronic Devices & Instrumentation Laboratory		--	2	2	03	40	60	100	2
8	PCC	18ECL38	Digital System Design Laboratory		--	2	2	03	40	60	100	2
9	HSMC	18KVK39/49	Vyavaharika Kannada (Kannada for Communication)/	HSMC	--	2	--	--	100	--	100	1
		18KAK39/49	Aadalitha Kannada (Kannada for Administration)									
		OR										
		18CPC39/49	Constitution of India, Professional Ethics and Cyber Law		1	--	--	02	40	60		
					Examination is by objective type questions							
				TOTAL	**17**	**10**	**04**	**24**	**420**	**480**	**900**	**24**
					OR	**OR**		**OR**	**OR**	**OR**		
					18	**08**		**26**	**360**	**540**		

Note: BSC: Basic Science, PCC: Professional Core, HSMC: Humanity and Social Science, NCMC: Non-credit mandatory course.

18KVK39 Vyavaharika Kannada (Kannada for communication) is for non-Kannada speaking, reading and writing students and 18KAK39 Aadalitha Kannada (Kannada for Administration) is for students who speak, read and write Kannada.

Course prescribed to lateral entry Diploma holders admitted to III semester of Engineering programs

10	NCMC	18MATDIP31	Additional Mathematics - I	Mathematics	02	01	--	03	40	60	100	0

(a)The mandatory non – credit courses Additional Mathematics I and II prescribed for III and IV semesters respectively, to the lateral entry Diploma holders admitted to III semester of BE/B.Tech programs, shall attend the classes during the respective semesters to complete all the formalities of the course and appear for the University examination. In case, any student fails to register for the said course/fails to secure the minimum 40% of the prescribed CIE marks, he/she shall be deemed to have secured F grade. In such a case, the students have to fulfill the requirements during subsequent semester/s to appear for SEE.

(b)These Courses shall not be considered for vertical progression, but completion of the courses shall be mandatory for the award of degree.

Courses prescribed to lateral entry B. Sc degree holders admitted to III semester of Engineering programs

Lateral entrant students from B.Sc. Stream, shall clear the non-credit courses Engineering Graphics and Elements of Civil Engineering and Mechanics of the First Year Engineering Programme. These Courses shall not be considered for vertical progression, but completion of the courses shall be mandatory for the award of degree.

AICTE Activity Points to be earned by students admitted to BE/B. Tech/B. Plan day college programme (For more details refer to Chapter 6, AICTE Activity Point Programme, Model Internship Guidelines):

Over and above the academic grades, every Day College regular student admitted to the 4 years Degree programme and every student entering 4 years Degree programme through lateral entry, shall earn 100 and 75 Activity Points respectively for the award of degree through AICTE Activity Point Programme. Students transferred from other Universities to fifth semester are required to earn 50 Activity Points from the year of entry to VTU. The Activity Points earned shall be reflected on the student's eighth semester Grade Card.

The activities can be can be spread over the years, anytime during the semester weekends and holidays, as per the liking and convenience of the student from the year of entry to the programme. However, minimum hours' requirement should be fulfilled. Activity Points (non-credit) have no effect on SGPA/CGPA and shall not be considered for vertical progression.

In case students fail to earn the prescribed activity Points, Eighth semester Grade Card shall be issued only after earning the required activity Points. Students shall be admitted for the award of degree only after the release of the Eighth semester Grade Card.

VISVESVARAYA TECHNOLOGICAL UNIVERSITY, BELAGAVI
Scheme of Teaching and Examination 2018 – 19
Outcome Based Education (OBE) and Choice Based Credit System (CBCS)
(Effective from the academic year 2018 – 19)

Programme: B.E: Electronics & Communication Engineering

IV SEMESTER

Sl. No	Course and Course code		Course Title	Teaching Department	Teaching Hours /Week			Examination				Credits
					Theory Lecture	Tutorial	Practical/ Drawing	Duration in hours	CIE Marks	SEE Marks	Total Marks	
					L	T	P					
1	BSC	18MAT41	Complex Analysis, Probability and Statistical Methods	Mathematics	2	2	--	03	40	60	100	3
2	PCC	18EC42	Analog Circuits		3	2	--	03	40	60	100	4
3	PCC	18EC43	Control Systems		3	0	--	03	40	60	100	3
4	PCC	18EC44	Engineering Statistics & Linear Algebra		3	0	--	03	40	60	100	3
5	PCC	18EC45	Signals & Systems		3	0	--	03	40	60	100	3
6	PCC	18EC46	Microcontroller		3	0	--	03	40	60	100	3
7	PCC	18ECL47	Microcontroller Laboratory		--	2	2	03	40	60	100	2
8	PCC	18ECL48	Analog Circuits Laboratory		--	2	2	03	40	60	100	2
9	HSMC	18KVK39/49	Vyavaharika Kannada (Kannada for Communication)	HSMC	--	2	--	--	100	--	100	1
		18KAK39/49	Aadalitha Kannada (Kannada for Administration)									
		OR										
		18CPC39/49	Constitution of India, Professional Ethics and Cyber Law		1	--	--	02	40	60		
					Examination is by objective type questions							
				TOTAL	**17**	**10**	**04**	**24**	**420**	**480**	**900**	**24**
					OR	**OR**		**OR**	**OR**	**OR**		
					18	**08**		**26**	**360**	**540**		

Note: BSC: Basic Science, PCC: Professional Core, HSMC: Humanity and Social Science, NCMC: Non-credit mandatory course.												
18KVK39/49 Vyavaharika Kannada (Kannada for communication) is for non-Kannada speaking, reading and writing students and 18KAK39/49 Aadalitha Kannada (Kannada for Administration) is for students who speak, read and write Kannada.												
Course prescribed to lateral entry Diploma holders admitted to III semester of Engineering programs												
10	NCMC	18MATDIP41	Additional Mathematics – II	Mathematics	02	01	--	03	40	60	100	0
(a)The mandatory non – credit courses Additional Mathematics I and II prescribed for III and IV semesters respectively, to the lateral entry Diploma holders admitted to III semester of BE/B.Tech programs, shall attend the classes during the respective semesters to complete all the formalities of the course and appear for the University examination. In case, any student fails to register for the said course/ fails to secure the minimum 40% of the prescribed CIE marks, he/she shall be deemed to have secured F grade. In such a case, the students have to fulfill the requirements during subsequent semester/s to appear for SEE. (b) These Courses shall not be considered for vertical progression, but completion of the courses shall be mandatory for the award of degree.												
Courses prescribed to lateral entry B. Sc degree holders admitted to III semester of Engineering programs												
Lateral entrant students from B.Sc. Stream, shall clear the non-credit courses Engineering Graphics and Elements of Civil Engineering and Mechanics of the First Year Engineering Programme. These Courses shall not be considered for vertical progression, but completion of the courses shall be mandatory for the award of degree.												
AICTE activity Points: In case students fail to earn the prescribed activity Points, Eighth semester Grade Card shall be issued only after earning the required activity Points. Students shall be admitted for the award of degree only after the release of the Eighth semester Grade Card.												

VISVESVARAYA TECHNOLOGICAL UNIVERSITY, BELAGAVI
Scheme of Teaching and Examination 2018 – 19
Outcome Based Education (OBE) and Choice Based Credit System (CBCS)
(Effective from the academic year 2018 – 19)

Programme: B.E: Electronics & Communication Engineering

V SEMESTER

Sl. No	Course and Course code		Course Title	Teaching Department	Teaching Hours /Week			Examination				Credits
					Theory Lecture	Tutorial	Practical/ Drawing	Duration in hours	CIE Marks	SEE Marks	Total Marks	
					L	T	P					
1	HSMC	18ES51	Technological Innovation Management and Entrepreneurship		3	0	--	03	40	60	100	3
2	PCC	18EC52	Digital Signal Processing		3	2	--	03	40	60	100	4
3	PCC	18EC53	Principles of Communication Systems		3	2	--	03	40	60	100	4
4	PCC	18EC54	Information Theory & Coding		3	--	--	03	40	60	100	3
5	PCC	18EC55	Electromagnetic Waves		3	--	--	03	40	60	100	3
6	PCC	18EC56	Verilog HDL		3	--	--	03	40	60	100	3
7	PCC	18ECL57	Digital Signal Processing Laboratory		--	2	2	03	40	60	100	2
8	PCC	18ECL58	HDL Laboratory		--	2	2	03	40	60	100	2
9	HSMC	18CIV59	Environmental Studies	Civil/Environmental [Paper setting: Civil Engineering Board]	1	--	--	02	40	60	100	1
				TOTAL	**19**	**8**	**4**	**26**	**360**	**540**	**900**	**25**

Note: PCC: Professional Core, HSMC: Humanity and Social Science.

AICTE activity Points: In case students fail to earn the prescribed activity Points, Eighth semester Grade Card shall be issued only after earning the required activity Points. Students shall be admitted for the award of degree only after the release of the Eighth semester Grade Card.

VISVESVARAYA TECHNOLOGICAL UNIVERSITY, BELAGAVI
Scheme of Teaching and Examination 2018 – 19
Outcome Based Education (OBE) and Choice Based Credit System (CBCS)
(Effective from the academic year 2018 – 19)

Programme: B.E: Electronics & Communication Engineering

VI SEMESTER

Sl. No	Course and Course code		Course Title	Teaching Department	Teaching Hours /Week			Examination				Credits
					Theory Lecture	Tutorial	Practical/ Drawing	Duration in hours	CIE Marks	SEE Marks	Total Marks	
					L	T	P					
1	PCC	18EC61	Digital Communication		3	2	--	03	40	60	100	4
2	PCC	18EC62	Embedded Systems		3	2	--	03	40	60	100	4
3	PCC	18EC63	Microwave and Antennas		3	2	--	03	40	60	100	4
4	PEC	18XX64X	Professional Elective -1		3	--	--	03	40	60	100	3
5	OEC	18XX65X	Open Elective -A		3	--	--	03	40	60	100	3
6	PCC	18ECL66	Embedded Systems Laboratory		--	2	2	03	40	60	100	2
7	PCC	18ECL67	Communication Laboratory		--	2	2	03	40	60	100	2
8	MP	18ECMP68	Mini-project		--	--	2	03	40	60	100	2
9	Internship	--	Internship	To be carried out during the vacation/s of VI and VII semesters and /or VII and VIII semesters.								
				TOTAL	**15**	**10**	**6**	**24**	**320**	**480**	**800**	**24**

Note: PCC: Professional core, PEC: Professional Elective, OE: Open Elective, MP: Mini-project.

Professional Elective -1

Course code under 18XX64X	Course Title
18EC641	Operating System
18EC642	Artificial Neural Networks
18EC643	Data Structures using C++
18EC644	Digital System Design Using Verilog
18EC645	Nanoelectronics
18EC646	Python Application Programming

Open Elective –A
(i) 18EC651 Signal Processing (ii) 18EC652 Sensors & Signal Conditioning
Students can select any one of the open electives offered by other Departments expect those that are offered by the parent Department (Please refer to the list of open electives under 18XX65X). Selection of an open elective shall not be allowed if, • The candidate has studied the same course during the previous semesters of the programme. • The syllabus content of open elective is similar to that of the Departmental core courses or professional electives. • A similar course, under any category, is prescribed in the higher semesters of the programme. Registration to electives shall be documented under the guidance of Programme Coordinator/ Advisor/Mentor.
Mini-project work: Based on the ability/abilities of the student/s and recommendations of the mentor, a single discipline or a multidisciplinary Mini-project can be assigned to an individual student or to a group having not more than 4 students. **CIE procedure for Mini-project:** **(i) Single discipline:** The CIE marks shall be awarded by a committee consisting of the Head of the concerned Department and two senior faculty members of the Department, one of whom shall be the Guide. The CIE marks awarded for the Mini-project work shall be based on the evaluation of project report, project presentation skill and question and answer session in the ratio 50:25:25. The marks awarded for the project report shall be the same for all the batch mates. **(ii) Interdisciplinary:** Continuous Internal Evaluation shall be group wise at the college level with the participation of all the guides of the college. The CIE marks awarded for the Mini-project, shall be based on the evaluation of project report, project presentation skill and question and answer session in the ratio 50:25:25. The marks awarded for the project report shall be the same for all the batch mates. **SEE for Mini-project:** **(i) Single discipline:** Contribution to the Mini-project and the performance of each group member shall be assessed individually in the semester end examination (SEE) conducted at the department. **(ii) Interdisciplinary:** Contribution to the Mini-project and the performance of each group member shall be assessed individually in semester end examination (SEE) conducted separately at the departments to which the student/s belongs to. **Internship:** All the students admitted to III year of BE/B. Tech shall have to undergo mandatory internship of 4 weeks during the vacation of VI and VII semesters and /or VII and VIII semesters. A University examination shall be conducted during VIII semester and the prescribed credit shall be included in VIII semester. Internship shall be considered as a head of passing and shall be considered for the award of degree. Those, who do not take-up/complete the internship shall be declared fail and shall have to complete during subsequent University examination after satisfying the internship requirements.
AICTE activity Points: In case students fail to earn the prescribed activity Points, Eighth semester Grade Card shall be issued only after earning the required activity Points. Students shall be admitted for the award of degree only after the release of the Eighth semester Grade Card.

VISVESVARAYA TECHNOLOGICAL UNIVERSITY, BELAGAVI
Scheme of Teaching and Examination 2018 – 19
Outcome Based Education (OBE) and Choice Based Credit System (CBCS)
(Effective from the academic year 2018 – 19)

Programme: B.E: Electronics & Communication Engineering

VII SEMESTER

Sl. No	Course and Course code		Course Title	Teaching Department	Teaching Hours /Week			Examination				Credits
					Theory Lecture	Tutorial	Practical/ Drawing	Duration in hours	CIE Marks	SEE Marks	Total Marks	
					L	T	P					
1	PCC	18EC71	Computer Networks		3	--	--	03	40	60	100	3
2	PCC	18EC72	VLSI Design		3	--	--	03	40	60	100	3
3	PEC	18XX73X	Professional Elective - 2		3	--	--	03	40	60	100	3
4	PEC	18XX74X	Professional Elective - 3		3	--	--	03	40	60	100	3
5	OEC	18XX75X	Open Elective -B		3	--	--	03	40	60	100	3
6	PCC	18ECL76	Computer Networks Lab		--	2	2	03	40	60	100	2
7	PCC	18ECL77	VLSI Laboratory		--	2	2	03	40	60	100	2
8	Project	18ECP78	Project Work Phase - 1		--	--	2	--	100	--	100	1
9	Internship	--	Internship	(If not completed during the vacation of VI and VII semesters, it shall be carried out during the vacation of VII and VIII semesters)								
				TOTAL	**15**	04	**06**	**21**	**38**	**420**	**800**	**20**

Note: PCC: Professional core, PEC: Professional Elective.

Professional Elective - 2

Course code under 18XX73X	Course Title
18EC731	Real Time Systems
18EC732	Satellite Communication
18EC733	Digital Image Processing
18EC734	DSP Algorithms & Architecture

Professional Elective - 3	
Course code under 18XX74X	**Course Title**
18EC741	IoT & Wireless Sensor Networks
18EC742	Automotive Electronics
18EC743	Multimedia Communication
18EC744	Cryptography
18EC745	Machine Learning with Python

Open Elective –B
(i) 18EC751 Communication Theory (ii) 18EC752 Neural Networks

Students can select any one of the open electives offered by other Departments expect those that are offered by the parent Department (Please refer to the list of open electives under 18XX75X). Selection of an open elective shall not be allowed if,

- The candidate has studied the same course during the previous semesters of the programme.
- The syllabus content of open elective is similar to that of the Departmental core courses or professional electives.
- A similar course, under any category, is prescribed in the higher semesters of the programme.

Registration to electives shall be documented under the guidance of Programme Coordinator/ Advisor/Mentor.

Project work:

Based on the ability/abilities of the student/s and recommendations of the mentor, a single discipline or a multidisciplinaryproject can be assigned to an individual student or to a group having not more than 4 students. In extraordinary cases, like the funded projects requiring students from different disciplines, the project student strength can be 5 or 6.

CIE procedure for Project Work Phase - 1:

(i) Single discipline: The CIE marks shall be awarded by a committee consisting of the Head of the concerned Department and two senior faculty members of the Department, one of whom shall be the Guide. The CIE marks awarded for the project work phase -1, shall be based on the evaluation of the project work phase -1 Report, project presentation skill and question and answer session in the ratio 50:25:25. The marks awarded for the Project report shall be the same for all the batch mates.

(ii) Interdisciplinary: Continuous Internal Evaluation shall be group wise at the college level with the participation of all guides of the college. Participation of external guide/s, if any, is desirable. The CIE marks awarded for the project work phase -1, shall be based on the evaluation of project work phase -1 Report, project presentation skill and question and answer session in the ratio 50:25:25. The marks awarded for the project report shall be the same for all the batch mates.

Internship: All the students admitted to III year of BE/B. Tech shall have to undergo mandatory internship of 4 weeks during the vacation of VI and VII semesters and /or VII and VIII semesters. A University examination shall be conducted during VIII semester and the prescribed credit shall be included in VIII semester. Internship shall be considered as a head of passing and shall be considered for the award of degree. Those, who do not take-up/complete the internship shall be declared fail and shall have to complete during subsequent University examination after satisfying the internship requirements.

AICTE activity Points: In case students fail to earn the prescribed activity Points, Eighth semester Grade Card shall be issued only after earning the required activity Points. Students shall be admitted for the award of degree only after the release of the Eighth semester Grade Card.

VISVESVARAYA TECHNOLOGICAL UNIVERSITY, BELAGAVI
Scheme of Teaching and Examination 2018 – 19
Outcome Based Education (OBE) and Choice Based Credit System (CBCS)
(Effective from the academic year 2018 – 19)

Programme: B.E: Electronics & Communication Engineering

VIII SEMESTER

Sl. No	Course and Course code		Course Title	Teaching Department	Teaching Hours /Week			Examination				Credits
					Theory Lecture	Tutorial	Practical/ Drawing	Duration in hours	CIE Marks	SEE Marks	Total Marks	
					L	T	P					
1	PCC	18EC81	Wireless and Cellular Communication		3	--	--	03	40	60	100	3
2	PEC	18XX82X	Professional Elective - 4		3	--	--	03	40	60	100	3
3	Project	18ECP83	Project Work Phase - 2		--	--	2	03	40	60	100	8
4	Seminar	18ECS84	Technical Seminar		--	--	2	03	100	--	100	1
5	Internship	18ECI85	Internship	Completed during the vacation/s of VI and VII semesters and /or VII and VIII semesters.)				03	40	60	100	3
				TOTAL	**06**	**--**	**04**	**15**	**260**	**240**	**500**	**18**

Note: PCC: Professional Core, PEC: Professional Elective.

Professional Elective - 4

Course code under 18XX82X	Course Title
18EC821	Network Security
18EC822	Micro Electro Mechanical Systems
18EC823	Radar Engineering
18EC824	Optical Communication Networks
18EC825	Biomedical Signal Processing

Project Work

CIE procedure for Project Work Phase - 2:

(i) Single discipline: The CIE marks shall be awarded by a committee consisting of the Head of the concerned Department and two senior faculty members of the Department, one of whom shall be the Guide.

The CIE marks awarded for the project work phase -2, shall be based on the evaluation of project work phase -2 Report, project presentation skill and question and answer session in the ratio 50:25:25. The marks awarded for the project report shall be the same for all the batch mates.

(ii) Interdisciplinary: Continuous Internal Evaluation shall be group wise at the college level with the participation of all guides of the college. Participation of external guide/s, if any, is desirable.

The CIE marks awarded for the project work phase -2, shall be based on the evaluation of project work phase -2 Report, project presentation skill and question and answer session in the ratio 50:25:25. The marks awarded for the project report shall be the same for all the batch mates.

SEE for Project Work Phase - 2:

(i) Single discipline: Contribution to the project and the performance of each group member shall be assessed individually in semester end examination (SEE) conducted at the department.

(ii) Interdisciplinary: Contribution to the project and the performance of each group member shall be assessed individually in semester end examination (SEE) conducted separately at the departments to which the student/s belongs to.

Internship: Those, who have not pursued /completed the internship, shall be declared as fail and have to complete during subsequent University examination after satisfying the internship requirements.

AICTE activity Points: In case students fail to earn the prescribed activity Points, Eighth semester Grade Card shall be issued only after earning the required activity Points. Students shall be admitted for the award of degree only after the release of the Eighth semester Grade Card.

Activity points of the students who have earned the prescribed AICTE activity Points shall be sent the University along with the CIE marks of 8th semester. In case of students who have not satisfied the AICTE activity Points at the end of eighth semester, the column under activity Points shall be marked NSAP (Not Satisfied Activity Points).

B. E. COMMON TO ALL PROGRAMMES

Choice Based Credit System (CBCS) and Outcome Based Education (OBE)

SEMESTER - III

TRANSFORM CALCULUS, FOURIER SERIES AND NUMERICAL TECHNIQUES

Course Code	: 18MAT31	CIE Marks	: 40
Lecture Hours/Week (L:T:P) : (2:2:0)		SEE Marks	: 60
Total Number of Lecture Hours : 40 (8 Hrs / Module)		Exam Hours	: 03
CREDITS – 03			

Course Learning Objectives:

- To have an insight into Fourier series, Fourier transforms, Laplace transforms, Difference equations and Z-transforms.
- To develop the proficiency in variational calculus and solving ODEs arising in engineering applications, using numerical methods.

Module-1

Laplace Transforms: Definition and Laplace transform of elementary functions. Laplace transforms of Periodic functions and unit-step function – problems.
Inverse Laplace Transforms: Inverse Laplace transform - problems, Convolution theorem to find the inverse Laplace transform (without proof) and problems, solution of linear differential equations using Laplace transform.

Module-2

Fourier Series: Periodic functions, Dirichlet's condition. Fourier series of periodic functions period 2π and arbitrary period. Half range Fourier series. Practical harmonic analysis, examples from engineering field.

Module-3

Fourier Transforms: Infinite Fourier transforms, Fourier sine and cosine transforms. Inverse Fourier transforms. Simple problems.
Difference Equations and Z-Transforms: Difference equations, basic definition, z-transform-definition, Standard z-transforms, Damping and shifting rules, initial value and final value theorems (without proof) and problems, Inverse z-transform. Simple problems.

Module-4

Numerical Solutions of Ordinary Differential Equations (ODEs): Numerical solution of ODEs of first order and first degree- Taylor's series method, Modified Euler's method. Range - Kutta method of fourth order, Milne's and Adam-Bashforth predictor and corrector method (No derivations of formulae), Problems.

Module-5

Numerical Solution of Second Order ODEs: Runge -Kutta method and Milne's predictor and corrector method.(No derivations of formulae).

Calculus of Variations: Variation of function and functional, variational problems, Euler's equation, Geodesics, hanging chain, problems.

Course Outcomes: At the end of the course the student will be able to:

1. Use Laplace transform and inverse Laplace transform in solving differential/ integral equation arising in network analysis, control systems and other fields of engineering.
2. Demonstrate Fourier series to study the behaviour of periodic functions and their applications in system communications, digital signal processing and field theory.
3. Make use of Fourier transform and Z-transform to illustrate discrete/ continuous function arising in wave and heat propagation, signals and systems.
4. Solve first and second order ordinary differential equations arising in engineering problems using single step and multistep numerical methods.
5. Determine the extremals of functionals using calculus of variations and solve problems arising in dynamics of rigid bodies and vibrational analysis.

Question paper pattern:

- Examination will be conducted for 100 marks with question paper containing 10 full questions, each of 20 marks.
- Each full question can have a maximum of 4 sub questions.
- There will be 2 full questions from each module covering all the topics of the module.
- Students will have to answer 5 full questions, selecting one full question from each module.
- The total marks will be proportionally reduced to 60 marks as SEE marks is 60.

Textbooks

1. Advanced Engineering Mathematics, E. Kreyszig, John Wiley & Sons, 10th Edition, 2016
2. Higher Engineering Mathematics, B. S. Grewal, Khanna Publishers, 44th Edition, 2017
3. Engineering Mathematics, Srimanta Pal et al, Oxford University Press, 3rd Edition, 2016

Reference Books

1. Advanced Engineering Mathematics, C. Ray Wylie, Louis C. Barrett, McGraw-Hill Book Co, 6th Edition, 1995
2. Introductory Methods of Numerical Analysis, S. S. Sastry, Prentice Hall of India, 4th Edition 2010
3. Higher Engineering Mathematics, B.V. Ramana, McGraw-Hill, 11th Edition,2010
4. A Text Book of Engineering Mathematics, N. P. Bali and Manish Goyal, Laxmi Publications, 2014
5. Advanced Engineering Mathematics, Chandrika Prasad and Reena Garg, Khanna Publishing, , 2018

Web links and Video Lectures:

1. http://nptel.ac.in/courses.php?disciplineID=111
2. http://www.class-central.com/subject/math(MOOCs)
3. http://academicearth.org/
4. VTU EDUSAT PROGRAMME - 20

NETWORK THEORY

Course Code : 18EC32	CIE Marks : 40
Lecture Hours/Week : 03 + 2 (Tutorial)	SEE marks : 60
Total Number of Lecture Hours : 50 (10 Hrs / Module)	Exam Hours : 03
CREDITS : 04	

Course Learning Objectives: This course will enable students to:

- Describe basic network concepts emphasizing source transformation, source shifting, mesh and nodal techniques to solve for resistance/ impedance, voltage, current and power.
- Explain network Thevenin's, Millman's, Superposition, Maximum Power transfer and Norton's Theorems and apply them in solving the problems related to Electrical Circuits.
- Explain the behavior of networks subjected to transient conditions.
- Use applications of Laplace transforms to network problems.
- Study two port network parameters like Z, Y, T and h and their inter-relationships and applications.
- Study of RLC Series and parallel tuned circuit.

Module – 1

Basic Concepts: Practical sources, Source transformations, Network reduction using Star – Delta transformation, Loop and node analysis with linearly dependent and independent sources for DC and AC networks.

L1, L2, L3, L4

Module – 2

Network Theorems:

Superposition, Millman's theorems, Thevenin's and Norton's theorems, Maximum Power transfer theorem.

L1, L2, L3, L4

Module – 3

Transient behavior and initial conditions: Behavior of circuit elements under switching condition and their Representation, evaluation of initial and final conditions in RL, RC and RLC circuits for AC and DC excitations.

L1 , L2 , L3

Module – 4

Laplace Transformation & Applications: Solution of networks, step, ramp and impulse responses, waveform Synthesis.

L1, L2, L3, L4

Module – 5

Two port network parameters: Definition of Z, Y, h and Transmission parameters, modelling with these parameters, relationship between parameters sets.

Resonance:

Series Resonance: Variation of Current and Voltage with Frequency, Selectivity and Bandwidth, Q-Factor, Circuit Magnification Factor, Selectivity with Variable Capacitance, Selectivity with Variable Inductance.

Parallel Resonance: Selectivity and Bandwidth, Maximum Impedance Conditions with C, L and f Variable, current in Anti-Resonant Circuit, The General Case-Resistance Present in both Branches.

L1, L2, L3, L4

Course Outcomes: At the end of the course, the students will be able to

1. Determine currents and voltages using source transformation/ source shifting/ mesh/ nodal analysis and reduce given network using star-delta transformation/source transformation/ source shifting.
2. Solve network problems by applying Superposition/ Thevenin's/ Norton's/ Maximum Power Transfer/ Millman's Network Theorems and electrical laws to reduce circuit complexities and to arrive at feasible solutions.
3. Calculate current and voltages for the given circuit under transient conditions and Apply Laplace transform to solve the given network.
4. Solve the given network using specified two port network parameters - Z, Y, T & h.
5. Understand the concept of resonance and determine the parameters that characterize series/parallel Resonant Circuits.

Question paper pattern:

- Examination will be conducted for 100 marks with question paper containing 10 full questions, each of 20 marks.
- Each full question can have a maximum of 4 sub questions.
- There will be 2 full questions from each module covering all the topics of the module.
- Students will have to answer 5 full questions, selecting one full question from each module.
- The total marks will be proportionally reduced to 60 marks as SEE marks is 60.

Text Books:

1. M.E. Van Valkenburg (2000) —Network Analysis, Prentice Hall of India, 3rd edition, 2000, ISBN: 9780136110958.
2. Roy Choudhury - Networks and Systems, 2nd edition, New Age International Publications, 2006, ISBN: 9788122427677

Reference Books:

1. Hayt, Kemmerly and Durbin —Engineering Circuit Analysis, TMH 7th Edition, 2010.
2. J. David Irwin /R. Mark Nelms —Basic Engineering Circuit Analysis John Wiley, 8th ed, 2006.
3. Charles K Alexander and Mathew N O Sadiku — Fundamentals of Electric Circuits, Tata McGraw-Hill, 3rd Ed, 2009.

ELECTRONIC DEVICES

Course Code	: 18EC33	CIE Marks : 40
Lecture Hours/Week	: 03	SEE marks : 60
Total Number of Lecture Hours : 40 (8 Hours / Module)		Exam Hours : 03
CREDITS – 03		

Course Learning Objectives: This course will enable students to:

- Understand the basics of semiconductor physics and electronic devices.
- Describe the mathematical models BJTs and FETs along with the constructional details.
- Understand the construction and working principles of optoelectronic devices
- Understand the fabrication process of semiconductor devices and CMOS process integration.

Module-1

Semiconductors

Bonding forces in solids, Energy bands, Metals, Semiconductors and Insulators, Direct and Indirect semiconductors, Electrons and Holes, Intrinsic and Extrinsic materials, Conductivity and Mobility, Drift and Resistance, Effects of temperature and doping on mobility, Hall Effect.

(Text 1: 3.1.1, 3.1.2, 3.1.3, 3.1.4, 3.2.1, 3.2.3, 3.2.4, 3.4.1, 3.4.2, 3.4.3, 3.4.5). L1,L2

Module-2

pn Junctions

Forward and Reverse biased junctions- Qualitative description of Current flow at a junction, reverse bias, Reverse bias breakdown- Zener breakdown, avalanche breakdown, Rectifiers. **(Text 1: 5.3.1, 5.3.3, 5.4, 5.4.1, 5.4.2, 5.4.3)** Optoelectronic Devices Photodiodes: Current and Voltage in an Illuminated Junction, Solar Cells, Photodetectors. Light Emitting Diode: Light Emitting materials.

(Text 1: 8.1.1, 8.1.2, 8.1.3, 8.2, 8.2.1), **L1,L2**

Module – 3

Bipolar Junction Transistor

Fundamentals of BJT operation, Amplification with BJTS, BJT Fabrication, The coupled Diode model (Ebers-Moll Model), Switching operation of a transistor, Cutoff, saturation, switching cycle, specifications, Drift in the base region, Base narrowing, Avalanche breakdown.

(Text 1: 7.1, 7.2, 7.3, 7.5.1, 7.6, 7.7.1, 7.7.2, 7.7.3) **L1,L2**

Module-4

Field Effect Transistors

Basic pn JFET Operation, Equivalent Circuit and Frequency Limitations, MOSFET- Two terminal MOS structure- Energy band diagram, Ideal Capacitance – Voltage Characteristics and Frequency Effects, Basic MOSFET Operation-MOSFET structure, Current-Voltage Characteristics.

(Text 2: 9.1.1, 9.4, 9.6.1, 9.6.2, 9.7.1, 9.7.2, 9.8.1, 9.8.2). L1,L2

Module-5

Fabrication of p-n junctions

Thermal Oxidation, Diffusion, Rapid Thermal Processing, Ion implantation, chemical vapour deposition, photolithography, Etching, metallization.

(Text 1: 5.1)

Integrated Circuits

Background, Evolution of ICs, CMOS Process Integration, Integration of Other Circuit Elements. **(Text 1: 9.1, 9.2, 9.3.1, 9.3.3). L1,L2**

Course outcomes: After studying this course, students will be able to:

1. Understand the principles of semiconductor Physics
2. Understand the principles and characteristics of different types of semiconductor devices
3. Understand the fabrication process of semiconductor devices
4. Utilize the mathematical models of semiconductor junctions for circuits and systems.
5. Identify the mathematical models of MOS transistors for circuits and systems.

Question paper pattern:

- Examination will be conducted for 100 marks with question paper containing 10 full questions, each of 20 marks.
- Each full question can have a maximum of 4 sub questions.
- There will be 2 full questions from each module covering all the topics of the module.
- Students will have to answer 5 full questions, selecting one full question from each module.
- The total marks will be proportionally reduced to 60 marks as SEE marks is 60.

Text Books:

1. Ben. G. Streetman, Sanjay Kumar Banerjee, "Solid State Electronic Devices", 7th Edition, Pearson Education, 2016, ISBN 978-93-325-5508-2.
2. Donald A Neamen, Dhrubes Biswas, "Semiconductor Physics and Devices", 4th Edition, McGraw Hill Education, 2012, ISBN 978-0-07-107010-2.

Reference Book:

1. S. M. Sze, Kwok K. Ng, "Physics of Semiconductor Devices", 3rd Edition, Wiley, 2018.
2. Adir Bar-Lev, "Semiconductor and Electronic Devices", 3rd Edition, PHI, 1993.

DIGITAL SYSTEM DESIGN

Course Code	: **18EC34**	CIE Marks : 40
Lecture Hours/Week : 03		SEE marks : 60
Total Number of Lecture Hours : 40 (8 Hours / Module)		Exam Hours : 03
CREDITS – 03		

Course Learning Objectives: This course will enable students to:

- Illustrate simplification of Algebraic equations using Karnaugh Maps and Quine-Mc Clusky Techniques.
- Design Decoders, Encoders, Digital Multiplexer, Adders, Subtractors and Binary Comparators.
- Describe Latches and Flip-flops, Registers and Counters.
- Analyze Mealy and Moore Models.
- Develop state diagrams Synchronous Sequential Circuits.
- Appreciate the applications of digital circuits.

Module – 1

Principles of combinational logic: Definition of combinational logic, canonical forms,
Generation of switching equations from truth tables, Karnaugh maps-3,4,5 variables, Incompletely specified functions (Don't care terms) Simplifying Max term equations, Quine-McCluskey techniques – 3 & 4 variables
(Text 1 - Chapter 3) **L1, L2, L3**

Module – 2

Analysis and design of combinational logic: Decoders, Encoders, Digital multiplexers, Adders and subtractors, Look ahead carry, Binary comparators.
(Text 1 - Chapter 4)
Programmable Logic Devices, Complex PLD, FPGA.
(Text 3 - Chapter 9, 9.6 to 9.8) **L1, L2, L3**

Module -3

Flip-Flops and its Applications: Basic Bistable elements, Latches, The master-slave flip-flops (pulse-triggered flip-flops): SR flip-flops, JK flip-flops, Characteristic equations, Registers, binary ripple counters, and synchronous binary counters.**(Text 2 - Chapter 6)** **L1, L2, L3**

Module -4

Sequential Circuit Design: Design of a synchronous counter, Design of a synchronous mod-n counter using clocked JK, D, T and SR flip-flops.

(Text 2 - Chapter 6)

Mealy and Moore models, State machine notation, Construction of state diagrams. **(Text 1 - Chapter 6)** **L1, L2, L3**

Module -5

Applications of Digital Circuits: Design of a Sequence Detector, Guidelines for construction of state graphs, Design Example – Code Converter, Design of Iterative Circuits (Comparator), Design of Sequential Circuits using ROMs and PLAs, CPLDs and FPGAs, Serial Adder with Accumulator, Design of Binary Multiplier, Design of Binary Divider.

(Text 3 – 14.1, 14.3, 16.2, 16.3, 16.4, 18.1, 18.2, 18.3) **L1, L2, L3**

Course Outcomes: After studying this course, students will be able to:

1. Explain the concept of combinational and sequential logic circuits.
2. Analyze and Design the combinational logic circuits.
3. Describe and characterize flip-flops and its applications.
4. Design the sequential circuits using SR, JK, D, T flip-flops and Mealy & Moore machines.
5. Design applications of Combinational & Sequential Circuits.

Question paper pattern:

- Examination will be conducted for 100 marks with question paper containing 10 full questions, each of 20 marks.
- Each full question can have a maximum of 4 sub questions.
- There will be 2 full questions from each module covering all the topics of the module.
- Students will have to answer 5 full questions, selecting one full question from each module.
- The total marks will be proportionally reduced to 60 marks as SEE marks is 60.

Text Books:

1. John M Yarbrough -Digital Logic Applications and Design, Thomson Learning, 2001.
2. Donald D. Givone —Digital Principles and Design, McGraw Hill, 2002.
3. Charles H Roth Jr., Larry L. Kinney —Fundamentals of Logic Design, Cengage Learning, 7th Edition.

Reference Books:

1. D. P. Kothari and J. S Dhillon, —Digital Circuits and Design, Pearson, 2016.
2. Morris Mano, —Digital Design, Prentice Hall of India, Third Edition.
3. K. A. Navas —Electronics Lab Manual, Volume I, PHI, 5th Edition, 2015.

COMPUTER ORGANIZATION AND ARCHITECTURE

Course Code	: 18EC35	CIE Marks : 40
Lecture Hours/Week	: 03	SEE Marks : 60
Total Number of Lecture Hours : 40 (8 Hours / Module)		Exam Hours : 03
CREDITS– 03		

Course Learning Objectives: This course will enable students to:

- Explain the basic sub systems of a computer, their organization, structure and operation.
- Illustrate the concept of programs as sequences of machine instructions.
- Demonstrate different ways of communicating with I/O devices
- Describe memory hierarchy and concept of virtual memory.
- Illustrate organization of simple pipelined processor and other computing systems.

Module 1

Basic Structure of Computers: Computer Types, Functional Units, Basic Operational Concepts, Bus Structures, Software, Performance – Processor Clock, Basic Performance Equation **(up to 1.6.2 of Chap 1 of Text).**

Machine Instructions and Programs: Numbers, Arithmetic Operations and Characters, IEEE standard for Floating point Numbers, Memory Location and Addresses, Memory Operations, Instructions and Instruction Sequencing **(up to 2.4.6 of Chap 2 and 6.7.1 of Chap 6 of Text). L1, L2, L3**

Module 2

Addressing Modes, Assembly Language, Basic Input and Output Operations, Stacks and Queues, Subroutines, Additional Instructions **(from 2.4.7 of Chap2, except 2.9.3, 2.11 & 2.12 of Text). L1, L2, L3**

Module 3

Input/Output Organization: Accessing I/O Devices, Interrupts – Interrupt Hardware, Enabling and Disabling Interrupts, Handling Multiple Devices, Controlling Device Requests, Direct Memory Access

(up to 4.2.4 and 4.4 except 4.4.1 of Chap 4 of Text). L1, L2, L3

Module 4

Memory System: Basic Concepts, Semiconductor RAM Memories-Internal organization of memory chips, Static memories, Asynchronous DRAMS, Read Only Memories, Cash Memories, Virtual Memories, Secondary Storage-Magnetic Hard Disks **(5.1, 5.2, 5.2.1, 5.2.2, 5.2.3, 5.3, 5.5 (except 5.5.1 to 5.5.4), 5.7 (except 5.7.1), 5.9, 5.9.1 of Chap 5 of Text). L1, L2, L3**

Module 5

Basic Processing Unit: Some Fundamental Concepts, Execution of a Complete Instruction, Multiple Bus Organization, Hardwired Control, Microprogrammed Control **(up to 7.5 except 7.5.1 to 7.5.6 of Chap 7 of Text).**

L1,L2, L3

Course Outcomes: After studying this course, students will be able to:

1. Explain the basic organization of a computer system.
2. Describe the addressing modes, instruction formats and program control statement.
3. Explain different ways of accessing an input / output device including interrupts.
4. Illustrate the organization of different types of semiconductor and other secondary storage memories.
5. Illustrate simple processor organization based on hardwired control and micro programmed control.

Question paper pattern:

- Examination will be conducted for 100 marks with question paper containing 10 full questions, each of 20 marks.
- Each full question can have a maximum of 4 sub questions.
- There will be 2 full questions from each module covering all the topics of the module.
- Students will have to answer 5 full questions, selecting one full question from each module
- The total marks will be proportionally reduced to 60 marks as SEE marks is 60.

Text Book:

1. Carl Hamacher, Zvonko Vranesic, Safwat Zaky: Computer Organization, 5th Edition, Tata McGraw Hill, 2002.

Reference Books:

1. David A. Patterson, John L. Hennessy: Computer Organization and Design – The Hardware / Software Interface ARM Edition, 4th Edition, Elsevier, 2009.
2. William Stallings: Computer Organization & Architecture, 7th Edition, PHI, 2006.
3. Vincent P. Heuring & Harry F. Jordan: Computer Systems Design and Architecture, 2nd Edition, Pearson Education, 2004.

POWER ELECTRONICS AND INSTRUMENTATION

Course Code : 18EC36	CIE Marks : 40
Lecture Hours/Week : 03	SEE marks : 60
Total Number of Lecture Hours : 40 (8 Hrs / Module)	Exam Hours : 03
CREDITS – 03	

Course Learning Objectives: This course will enable students to:

- Study and analysis of thyristor circuits with different triggering conditions.
- Learn the applications of power devices in controlled rectifiers, converters and inverters.
- Understand types of instrument errors.
- Develop circuits for multirange Ammeters and Voltmeters.
- Describe principle of operation of digital measuring instruments and Bridges.
- Understand the operation of Transducers, Instrumentation amplifiers and PLCs.

Module - 1

Introduction: History, Power Electronic Systems, Power Electronic Converters and Applications (**1.2, 1.3 1.5 & 1.6 of Text 1).**

Thyristors: Static Anode-Cathode characteristics and Gate characteristics of SCR, Turn-ON methods, Turn-OFF mechanisms (**2.3, 2.6 without 2.6.1), 2.7, 2.9 of text 1**),

Turn-OFF Methods: Natural and Forced Commutation – Class A and Class B types (**refer 2.10 without design considerations**),

Gate Trigger Circuit: Resistance Firing Circuit, Resistance capacitance firing circuit (**refer 3.5 up to 3.5.2 of Text 1**),

Unijunction Transistor: Basic operation and UJT Firing Circuit (**refer 3.6, up to 3.6.4, except 3.6.2**).

L1, L2

Module - 2

Phase Controlled Converter: Control techniques, Single phase half wave and full wave controlled rectifier with resistive and inductive loads, effect of freewheeling diode (**refer Chapter 6 of Text 1 up to 6.4.1 without derivations**).

Choppers: Chopper Classification, Basic Chopper operation: step-down, step-up and step-up/down choppers. (**refer Chapter 8 of Text 1 up to 8.3.3**)

L1, L2, L3

Module - 3

Inverters: Classification, Single phase Half bridge and full bridge inverters with R and RL load (**refer Chapter 9 of Text 1 up to 9.4.2 without Circuit Analysis**).

Switched Mode Power Supplies: Isolated Flyback Converter, Isolated Forward Converter (**only refer to the circuit operations in section 16.3 of Text 1 up to 16.3.2 except 16.3.1.3 and derivations**).

Principles of Measurement: Static Characteristics, Error in Measurement, Types of Static Error. (Text 2: 1.2-1.6)

Multirange Ammeters, Multirange voltmeter. (Text 2: 3.2, 4.4)

L1, L2, L3

Module - 4

Digital Voltmeter: Ramp Technique, Dual slope integrating Type DVM, Direct Compensation type and Successive Approximations type DVM (Text 2: 5.1-5.3, 5.5, 5.6)

Digital Multimeter: Digital Frequency Meter and Digital Measurement of Time, Function Generator.

Bridges: Measurement of resistance: Wheatstone's Bridge, AC Bridges - Capacitance and Inductance Comparison bridge, Wien's bridge.

(Text 2: refer 6.2, 6.3 up to 6.3.2, 6.4 up to 6.4.2, 8.8, 11.2, 11.8-11.10, 11.14).

L1, L2

Module - 5

Transducers: Introduction, Electrical Transducer, Resistive Transducer, Resistive position Transducer, Resistance Wire Strain Gauges, Resistance Thermometer, Thermistor, LVDT.

(Text 2: 13.1-13.3, 13.5, 13.6 up to 13.6.1, 13.7, 13.8, 13.11).

Instrumentation Amplifier using Transducer Bridge, Temperature indicators using Thermometer, Analog Weight Scale (Text 2: 14.3.3, 14.4.1, 14.4.3).

Programmable Logic Controller: Structure, Operation, Relays and Registers (Text 2: 21.15, 21.15.2, 21.15.3, 21.15.5, 21.15.6).

L1, L2, L3

Course Outcomes: At the end of the course students should be able to:

1. Build and test circuits using power electronic devices.
2. Analyze and design controlled rectifier, DC to DC converters, DC to AC inverters and SMPS.
3. Analyze instrument characteristics and errors.
4. Describe the principle of operation and develop circuits for multirange Ammeters, Voltmeters and Bridges to measure passive component values and frequency.
5. Explain the principle, design and analyze the transducers for measuring physical parameters.

Question paper pattern:

- Examination will be conducted for 100 marks with question paper containing 10 full questions, each of 20 marks.
- Each full question can have a maximum of 4 sub questions.
- There will be 2 full questions from each module covering all the topics of the module.
- Students will have to answer 5 full questions, selecting one full question from each module.
- The total marks will be proportionally reduced to 60 marks as SEE marks is 60.

Text Books:

1. M.D Singh and K B Khanchandani, Power Electronics, 2nd Edition, Tata Mc-Graw Hill, 2009, ISBN: 0070583897
2. H. S. Kalsi, "Electronic Instrumentation", McGraw Hill, 3rd Edition, 2012, ISBN: 9780070702066.

Reference Books:

1. Mohammad H Rashid, Power Electronics, Circuits, Devices and Applications, 3rd/4th Edition, Pearson Education Inc, 2014, ISBN: 978-93-325-1844-5.
2. L. Umanand, Power Electronics, Essentials and Applications, John Wiley India Pvt. Ltd, 2009.
3. David A. Bell, "Electronic Instrumentation & Measurements", Oxford University Press PHI 2nd Edition, 2006, ISBN 81-203-2360-2.
4. A. D. Helfrick and W.D. Cooper, "Modern Electronic Instrumentation and Measuring Techniques", Pearson, 1st Edition, 2015, ISBN: 9789332556065.

ELECTRONIC DEVICES AND INSTRUMENTATION LABORATORY

Course Code : **18ECL37**	CIE Marks : 40	SEE Marks : 60
Lecture Hours/Week: 02 Hours Tutorial (Instructions) + 02 Hours Laboratory		
RBT Level : L1, L2, L3	Exam Hours : 03	
CREDITS – 02		

Course Learning Objectives: This laboratory course enables students to

- Understand the circuit schematic and its working.
- Study the characteristics of different electronic devices.
- Design and test simple electronic circuits as per the specifications using discrete electronic components.
- Familiarize with EDA software which can be used for electronic circuit simulation.

PART A : Experiments using Discrete components

1. Conduct experiment to test diode clipping (single/double ended) and clamping circuits (positive/negative).
2. Half wave rectifier and Full wave rectifier with and without filter and measure the ripple factor.
3. Characteristics of Zener diode and design a Simple Zener voltage regulator determine line and load regulation.
4. Characteristics of LDR and Photo diode and turn on an LED using LDR
5. Static characteristics of SCR.
6. SCR Controlled HWR and FWR using RC triggering circuit
7. Conduct an experiment to measure temperature in terms of current/ voltage using a temperature sensor bridge.
8. Measurement of Resistance using Wheatstone and Kelvin's bridge.

PART-B : Simulation using EDA software

(EDWinXP, PSpice, MultiSim, Proteus, Circuit Lab or any equivalent tool)

1. Input and Output characteristics of BJT Common emitter configuration and evaluation of parameters.
2. Transfer and drain characteristics of a JFET and MOSFET.
3. UJT triggering circuit for Controlled Full wave Rectifier.
4. Design and simulation of Regulated power supply.

Course Outcomes: On the completion of this laboratory course, the students will be able to:

1. Recognize and demonstrate functioning of semiconductor power devices.
2. Evaluate the characteristics, switching, power conversion and control by semiconductor power devices.
3. Analyze the response and plot the characteristics of transducers such as LDR, Photo diode, etc.
4. Design and test simple electronic circuits for measurement of temperature and resistance.
5. Use circuit simulation software for the implementation and characterization of electronic circuits and devices.

Conduct of Practical Examination:

- All laboratory experiments are to be considered for practical examination.
- For examination one question from **PART-A** and one question from **PART-B or** only one question from **PART-A** experiments based on the complexity, to be set.
- Students are allowed to pick one experiment from the lot.
- Strictly follow the instructions as printed on the cover page of answer script for breakup of marks.
- Change of experiment is allowed only once and Marks allotted to the procedure part to be made zero.

Text Books

1. David A Bell, "Fundamentals of Electronic Devices and Circuits Lab Manual, 5th Edition, 2009, Oxford University Press.
2. Muhammed H Rashid, "Introduction to PSpice using OrCAD for circuits and electronics", 3rd Edition, Prentice Hall, 2003.

DIGITAL SYSTEM DESIGN LABORATORY

Course Code : **18ECL38**	CIE Marks : 40	SEE Marks : 60
Lecture Hours/Week: 02 Hours Tutorial (Instructions) + 02 Hours Laboratory		
RBT Level : L1, L2, L3, L4	Exam Hours : 03	
CREDITS – 02		

Course objectives: This laboratory course enables students to get practical experience in design, realization and verification of

- De Morgan's Theorem, SOP, POS forms
- Full/Parallel Adders, Subtractors and Magnitude Comparator
- Multiplexer using logic gates
- Demultiplexers and Decoders
- Flip-Flops, Shift registers and Counters.

NOTE:

1. Use discrete components to test and verify the logic gates.
2. The IC numbers given are suggestive; any equivalent ICs can be used.
3. For experiment No. 11 and 12 any open source or licensed simulation tool may be used.

Laboratory Experiments:

1. Verify (i) De Morgan's Theorem for 2 variables.
   (ii) The sum-of product and product-of-sum expressions using universal gates.
2. Design and implement
   (i) Half Adder & Full Adder using a) basic gates b) NAND gates
   (ii) Half subtractor & Full subtractor using a) basic gates b) NAND gates.
3. Design and implement
   (i) 4-bit Parallel Adder/Subtractor using IC 7483.
   (ii) BCD to Excess-3 code conversion and vice-versa.
4. Design and Implementation of
   (i) 1-bit Comparator.
   (ii) 5-bit Magnitude Comparator using IC 7485.
5. Realize
   (i) Adder & Subtractors using IC 74153.
   (ii) 4-variable function using IC74151(8:1MUX).

6. Realize

(i) Adder &Subtractors using IC74139.

(ii) Binary to Gray code conversion & vice-versa (74139)

7. Realize the following flip-flops using NAND Gates.

Master-Slave JK, D & T Flip-Flops.

8. Realize the following shift registers using IC7474/7495

(i) SISO (ii) SIPO (iii) PISO (iv) PIPO (v) Ring (vi) Johnson counter

9. Realize

(i) Design Mod – N Synchronous Up Counter & Down Counter using 7476 JK Flip-flop

(ii) Mod-N Counter using IC7490 / 7476

(iii) Synchronous counter using IC74192

10. Design Pseudo Random Sequence generator using 7495.

11.Design Serial Adder with Accumulator and Simulate using Simulation tool.

12. Design Binary Multiplier and Simulate using Simulation tool.

Course Outcomes: On the completion of this laboratory course, the students will be able to:

1. Design, realize and verify De Morgan's Theorem, SOP, POS forms
2. Demonstrate the truth table of various expressions and combinational circuits using logic gates.
3. Design various combinational circuits such as adders, subtractors, comparators, multiplexers and demultiplexers.
4. Construct flips-flops, counters and shift registers.
5. Simulate Serial adder and Binary Multiplier.

Conduct of Practical Examination:

- All laboratory experiments are to be included for practical examination.
- Students are allowed to pick one experiment from the lot.
- Strictly follow the instructions as printed on the cover page of answer script for breakup of marks.
- Change of experiment is allowed only once and 15% Marks allotted to the procedure part to be made zero.

SEMESTER –II / III / IV
Aadalitha Kannada

Course Code,	18KAK28/39/49,	CIE Marks, 100
Teaching Hours/Week (L:T:P),	(0:2:0)	
Credits , 01		

ಆಡಳಿತ ಕನ್ನಡ ಕಲಿಕೆಯ ಉದ್ದೇಶಗಳು:

- ಪದವಿ ವಿದ್ಯಾರ್ಥಿಳಾಗಿರುವುದರಿಂದ ಆಡಳಿತ ಕನ್ನಡದ ಪರಿಚಯ ಮಾಡಿಕೊಡುವುದು.
- ವಿದ್ಯಾರ್ಥಿಗಳಲ್ಲಿ ಕನ್ನಡ ಭಾಷೆಯ ವ್ಯಾಕರಣದ ಬಗ್ಗೆ ಅರಿವು ಮೂಡಿಸುವುದು.
- ಕನ್ನಡ ಭಾಷಾ ರಚನೆಯಲ್ಲಿನ ನಿಯಮಗಳನ್ನು ಪರಿಚಯಿಸುವುದು.
- ಕನ್ನಡ ಭಾಷಾ ಬರಹದಲ್ಲಿ ಕಂಡುಬರುವ ದೋಷಗಳು ಹಾಗೂ ಅವುಗಳ ನಿವಾರಣೆ. ಮತ್ತು ಲೇಖನ ಚಿಹ್ನೆಗಳನ್ನು ಪರಿಚಯಿಸುವುದು.
- ಸಾಮಾನ್ಯ ಅರ್ಜಿಗಳು, ಸರ್ಕಾರಿ ಮತ್ತು ಅರೆ ಸರ್ಕಾರಿ ಪತ್ರವ್ಯವಹಾರದ ಬಗ್ಗೆ ಅರಿವು ಮೂಡಿಸುವುದು.
- ಭಾಷಾಂತರ ಮತ್ತು ಪ್ರಬಂಧ ರಚನೆ ಬಗ್ಗೆ ಅಸಕ್ತಿ ಮೂಡಿಸುವುದು.
- ಕನ್ನಡ ಭಾಷಾಭ್ಯಾಸ ಮತ್ತು ಸಾಮಾನ್ಯ ಕನ್ನಡ ಹಾಗೂ ಆಡಳಿತ ಕನ್ನಡದ ಪದಗಳ ಪರಿಚಯ ಮಾಡಿಕೊಡುವುದು.

ಪರಿವಿಡಿ (ಪಠ್ಯಪುಸ್ತಕದಲ್ಲಿರುವ ವಿಷಯಗಳ ಪಟ್ಟಿ)

ಅಧ್ಯಾಯ – 1 ಕನ್ನಡಭಾಷೆ – ಸಂಕ್ಷಿಪ್ತ ವಿವರಣೆ.
ಅಧ್ಯಾಯ – 2 ಭಾಷಾ ಪ್ರಯೋಗದಲ್ಲಾಗುವ ಲೋಪದೋಷಗಳು ಮತ್ತು ಅವುಗಳ ನಿವಾರಣೆ.
ಅಧ್ಯಾಯ – 3 ಲೇಖನ ಚಿಹ್ನೆಗಳು ಮತ್ತು ಅವುಗಳ ಉಪಯೋಗ.
ಅಧ್ಯಾಯ – 4 ಪತ್ರ ವ್ಯವಹಾರ.
ಅಧ್ಯಾಯ – 5 ಆಡಳಿತ ಪತ್ರಗಳು.
ಅಧ್ಯಾಯ – 6 ಸರ್ಕಾರದ ಆದೇಶ ಪತ್ರಗಳು.
ಅಧ್ಯಾಯ – 7 ಸಂಕ್ಷಿಪ್ತ ಪ್ರಬಂಧ ರಚನೆ (ಪ್ರಿಸೈಸ್ ರೈಟಿಂಗ್), ಪ್ರಬಂಧ ಮತ್ತು ಭಾಷಾಂತರ.
ಅಧ್ಯಾಯ – 8 ಕನ್ನಡ ಶಬ್ದಸಂಗ್ರಹ.
ಅಧ್ಯಾಯ – 9 ಕಂಪ್ಯೂಟರ್ ಹಾಗೂ ಮಾಹಿತಿ ತಂತ್ರಜ್ಞಾನ.
ಅಧ್ಯಾಯ – 10 ಪಾರಿಭಾಷಿಕ ಆಡಳಿತ ಕನ್ನಡ ಪದಗಳು ಮತ್ತು ತಾಂತ್ರಿಕ/ ಕಂಪ್ಯೂಟರ್ ಪಾರಿಭಾಷಿಕ ಪದಗಳು.

ಆಡಳಿತ ಕನ್ನಡ ಕಲಿಕೆಯ ಫಲಿತಾಂಶಗಳು:

- ಆಡಳಿತ ಭಾಷೆ ಕನ್ನಡದ ಪರಿಚಯವಾಗುತ್ತದೆ.
- ವಿದ್ಯಾರ್ಥಿಗಳಲ್ಲಿ ಕನ್ನಡ ಭಾಷೆಯ ವ್ಯಾಕರಣದ ಬಗ್ಗೆ ಅರಿವು ಮೂಡುತ್ತದೆ.
- ಕನ್ನಡ ಭಾಷಾ ರಚನೆಯಲ್ಲಿನ ನಿಯಮಗಳು ಮತ್ತು ಲೇಖನ ಚಿಹ್ನೆಗಳು ಪರಿಚಯಿಸಲ್ಪಡುತ್ತವೆ.
- ಸಾಮಾನ್ಯ ಅರ್ಜಿಗಳು, ಸರ್ಕಾರಿ ಮತ್ತು ಅರೆ ಸರ್ಕಾರಿ ಪತ್ರವ್ಯವಹಾರದ ಬಗ್ಗೆ ಅರಿವು ಮೂಡುತ್ತದೆ.
- ಭಾಷಾಂತರ ಮತ್ತು ಪ್ರಬಂಧ ರಚನೆ ಬಗ್ಗೆ ಅಸಕ್ತಿ ಮೂಡುತ್ತದೆ.

- ಕನ್ನಡ ಭಾಷಾಭ್ಯಾಸ ಮತ್ತು ಸಾಮಾನ್ಯ ಕನ್ನಡ ಹಾಗೂ ಆಡಳಿತ ಕನ್ನಡದ ಪದಗಳು ಪರಿಚಯಿಸಲ್ಪಡುತ್ತವೆ.

ಪರೀಕ್ಷೆಯ ವಿಧಾನ : ನಿರಂತರ ಆಂತರಿಕ ಮೌಲ್ಯಮಾಪನ – CIE **(Continuous Internal Evaluation):**

ಕಾಲೇಜು ಮಟ್ಟದಲ್ಲಿಯೆ ಆಂತರಿಕ ಪರೀಕ್ಷೆಯನ್ನು 100 ಅಂಕಗಳಿಗೆ ವಿಶ್ವವಿದ್ಯಾಲಯದ ನಿಯಮಗಳು ಮತ್ತು ನಿರ್ದೇಶನದಂತೆ ನಡೆಸತಕ್ಕದ್ದು.

ಪಠ್ಯಪುಸ್ತಕ : ಆಡಳಿತ ಕನ್ನಡ ಪಠ್ಯ ಪುಸ್ತಕ **(Kannada for Administration)**

ಸಂಪಾದಕರು

ಡಾ. ಎಲ್. ತಿಮ್ಮೇಶ

ಪ್ರೊ. ವಿ. ಕೇಶವಮೂರ್ತಿ

ಪ್ರಕಟಣೆ : ಪ್ರಸಾರಾಂಗ, ವಿಶ್ವೇಶ್ವರಯ್ಯ ತಾಂತ್ರಿಕ ವಿಶ್ವವಿದ್ಯಾಲಯ, ಬೆಳಗಾವಿ.

Vyavaharika Kannada

Course Code,	18KVK28/39/49,	CIE Marks, 100
Teaching Hours/Week (L:T:P),	(0:2:0)	
	Credits , 01	

Course Learning Objectives:

The course will enable the students to understand Kannada and communicate in Kannada language.

Table of Contents:

Chapter - 1: Vyavaharika kannada – Parichaya (Introduction to Vyavaharika Kannada).

Chapter - 2: Kannada Aksharamale haagu uchcharane (Kannada Alpabets and Pronunciation).

Chapter - 3: Sambhashanegaagi Kannada Padagalu (Kannada Vocabulary for Communication).

Chapter - 4: Kannada Grammar in Conversations (Sambhashaneyalli Kannada Vyakarana).

Chapter - 5: Activities in Kannada.

Course Outcomes:

At the end of the course, the student will be able to understand Kannada and communicate in Kannada language.

ಪರೀಕ್ಷೆಯ ವಿಧಾನ : ನಿರಂತರ ಆಂತರಿಕ ಮೌಲ್ಯಮಾಪನ–CIE **(Continuous Internal Evaluation):**

ಕಾಲೇಜು ಮಟ್ಟದಲ್ಲಿಯೆ ಆಂತರಿಕ ಪರೀಕ್ಷೆಯನ್ನು 100 ಅಂಕಗಳಿಗೆ ವಿಶ್ವವಿದ್ಯಾಲಯದ ನಿಯಮಗಳು ಮತ್ತು ನಿರ್ದೇಶನದಂತೆ ನಡೆಸತಕ್ಕದ್ದು.

Textbook (ಪಠ್ಯಪುಸ್ತಕ): ವ್ಯಾವಹಾರಿಕ ಕನ್ನಡ ಪಠ್ಯ ಪುಸ್ತಕ**(Vyavaharika Kannada Text Book)**

ಸಂಪಾದಕರು

ಡಾ. ಎಲ್. ತಿಮ್ಮೇಶ

ಪ್ರೊ. ವಿ. ಕೇಶವಮೂರ್ತಿ

ಪ್ರಕಟಣೆ : ಪ್ರಸಾರಾಂಗ, ವಿಶ್ವೇಶ್ವರಯ್ಯ ತಾಂತ್ರಿಕ ವಿಶ್ವವಿದ್ಯಾಲಯ, ಬೆಳಗಾವಿ.

CONSTITUTION OF INDIA, PROFESSIONAL ETHICS AND CYBER LAW (CPC)

Course Code	: 18CPC39/49	CIE Marks : 40
Lecture Hours/Week (L:T:P)	: (1:0:0)	SEE Marks : 60
Credits : 01		Exam Hours : 02

Course Learning Objectives: To

- know the fundamental political codes, structure, procedures, powers, and duties of Indian government institutions, fundamental rights, directive principles, and the duties of citizens
- Understand engineering ethics and their responsibilities; identify their individual roles and ethical responsibilities towards society.
- Know about the cybercrimes and cyber laws for cyber safety measures.

Module-1

Introduction to Indian Constitution:

The Necessity of the Constitution, The Societies before and after the Constitution adoption. Introduction to the Indian constitution, The Making of the Constitution, The Role of the Constituent Assembly - Preamble and Salient features of the Constitution of India. Fundamental Rights and its Restriction and limitations in different Complex Situations. Directive Principles of State Policy (DPSP) and its present relevance in our society with examples. Fundamental Duties and its Scope and significance in Nation building.

Module-2

Union Executive and State Executive:

Parliamentary System, Federal System, Centre-State Relations. Union Executive – President, Prime Minister, Union Cabinet, Parliament - LS and RS, Parliamentary Committees, Important Parliamentary Terminologies. Supreme Court of India, Judicial Reviews and Judicial Activism. State Executives – Governor, Chief Minister, State Cabinet, State Legislature, High Court and Subordinate Courts, Special Provisions (Articles 370, 371,371J) for some States.

Module-3

Elections, Amendments and Emergency Provisions:

Elections, Electoral Process, and Election Commission of India, Election Laws. Amendments - Methods in Constitutional Amendments (How and Why) and Important Constitutional Amendments. Amendments – 7, 9, 10, 12, 42, 44,

61, 73, 74, 75, 86 and 91, 94, 95, 100, 101, 118 and some important Case Studies. Emergency Provisions, types of Emergencies and its consequences.

Constitutional special provisions:

Special Provisions for SC and ST, OBC, Women, Children and Backward Classes.

Module-4

Professional / Engineering Ethics:

Scope & Aims of Engineering & Professional Ethics - Business Ethics, Corporate Ethics, Personal Ethics. Engineering and Professionalism, Positive and Negative Faces of Engineering Ethics, Code of Ethics as defined in the website of Institution of Engineers (India): Profession, Professionalism, and Professional Responsibility. Clash of Ethics, Conflicts of Interest. Responsibilities in Engineering Responsibilities in Engineering and Engineering Standards, the impediments to Responsibility. Trust and Reliability in Engineering, IPRs (Intellectual Property Rights), Risks, Safety and liability in Engineering

Module-5

Internet Laws, Cyber Crimes and Cyber Laws:

Internet and Need for Cyber Laws, Modes of Regulation of Internet, Types of cyber terror capability, Net neutrality, Types of Cyber Crimes, India and cyber law, Cyber Crimes and the information Technology Act 2000, Internet Censorship. Cybercrimes and enforcement agencies.

Course Outcomes: On completion of this course, students will be able to,

1. Describe and analyze the role and salient features of the Indian Constitution
2. Understand the structure and powers of the Union and State Executives.
3. Relate to the procedures and provisions in the electoral process.
4. Develop Engineering and Professional ethics and adopt the responsibilities expected of an Engineer.
5. Identify the cybercrimes and describe the cyber laws for cyber safety measures.

Question paper pattern for SEE and CIE:

- The SEE question paper will be set for 100 marks and the marks scored by the students will proportionately be reduced to 60. The pattern of the question paper will be objective type (MCQ).
- For the award of 40 CIE marks, refer the University regulations 2018.

Textbook/s

1. Constitution of India, Professional Ethics and Human Rights, Shubham Singles, Charles E. Haries, and et al, Cengage Learning India, 2018

2. Cyber Security and Cyber Laws, Alfred Basta and et. al., Cengage Learning India, 2018

Reference Books

1. Introduction to the Constitution of India, Durga Das Basu, Prentice – Hall, 2008.
2. Engineering Ethics, M. Govindarajan, S. Natarajan, V. S. Senthilkumar, Prentice – Hall, 2004

ADDITIONAL MATHEMATICS – I

Course Code	: 18MATDIP31	CIE Marks : 40
Lecture Hours/Week (L:T:P) : (2:1:0)		SEE Marks : 60
Credits : 0		Exam Hours : 03

Course Learning Objectives:

- To provide basic concepts of complex trigonometry, vector algebra, differential and integral calculus.
- To provide an insight into vector differentiation and first order ODEs.

Module-1

Complex Trigonometry: Complex Numbers: Definitions and properties. Modulus and amplitude of a complex number, Argand's diagram, De-Moivre's theorem (without proof).

Vector Algebra: Scalar and vectors. Addition and subtraction and multiplication of vectors- Dot and Cross products, problems.

Module-2

Differential Calculus: Review of elementary differential calculus. Polar curves –angle between the radius vector and the tangent pedal equation- Problems. Maclaurin's series expansions, problems.

Partial Differentiation: Euler's theorem for homogeneous functions of two variables. Total derivatives - differentiation of composite function. Application to Jacobians of order two.

Module-3

Vector Differentiation: Differentiation of vector functions. Velocity and acceleration of a particle moving on a space curve. Scalar and vector point functions. Gradient, Divergence, Curl and Laplacian (Definitions only). Solenoidal and irrotational vector fields-Problems.

Module-4

Integral Calculus: Review of elementary integral calculus. Statement of reduction formulae for $\sin^n x, \cos^n x, and\ \sin^m x \times \cos^n x$ and evaluation of these with standard limits-Examples. Double and triple integrals, problems.

Module-5

Ordinary differential equations (ODEs): Introduction-solutions of first order and first degree differential equations: Variable Separable methods, exact and linear differential equations of order one. Application to Newton's law of cooling.

Course Outcomes: At the end of the course the student will be able to:

1. Apply concepts of complex numbers and vector algebra to analyze the problems arising in related area.
2. Use derivatives and partial derivatives to calculate rate of change of multivariate functions.
3. Analyze position, velocity and acceleration in two and three dimensions of vector valued functions.
4. Learn techniques of integration including the evaluation of double and triple integrals.
5. Identify and solve first order ordinary differential equations.

Question paper pattern:

- Examination will be conducted for 100 marks with question paper containing 10 full questions, each of 20 marks.
- Each full question can have a maximum of 4 sub questions.
- There will be 2 full questions from each module covering all the topics of the module.
- Students will have to answer 5 full questions, selecting one full question from each module.
- The total marks will be proportionally reduced to 60 marks as SEE marks is 60.

Textbook

1. Higher Engineering Mathematics, B.S. Grewal, Khanna Publishers, 43rd Edition, 2015

Reference Books

1. Advanced Engineering Mathematics, E. Kreyszig, John Wiley & Sons, 10th Edition, 2015
2. Engineering Mathematics Vol.I, Rohit Khurana, Cengage Learning, 2015

BE 2018 Scheme Fourth Semester Syllabus EC / TC
B. E. Common to all Programmes
Choice Based Credit System (CBCS) and Outcome Based Education (OBE)

SEMESTER - IV

COMPLEX ANALYSIS, PROBABILITY AND STATISTICAL METHODS

Course Code	: 18MAT41	CIE Marks	: 40
Lecture Hours/Week (L:T:P) : (2:2:0)		SEE Marks	: 60
Total Number of Lecture Hours : 40 (8 Hrs / Module)		Exam Hours	: 03
CREDITS : 03			

Course Learning Objectives:

- To provide an insight into applications of complex variables, conformal mapping and special functions arising in potential theory, quantum mechanics, heat conduction and field theory.
- To develop probability distribution of discrete, continuous random variables and joint probability distribution occurring in digital signal processing, design engineering and microwave engineering.

Module-1

Calculus of complex functions: Review of function of a complex variable, limits, continuity, and differentiability. Analytic functions: Cauchy-Riemann equations in Cartesian and polar forms and consequences.
Construction of analytic functions: Milne-Thomson method-Problems.

Module-2

Conformal transformations: Introduction. Discussion of transformations: $w = Z^2$, $w = e^z$, $w = z + 1/z$ $(z \neq 0)$. Bilinear transformations- Problems.
Complex integration: Line integral of a complex function-Cauchy's theorem and Cauchy's integral formula and problems.

Module-3

Probability Distributions: Review of basic probability theory. Random variables (discrete and continuous), probability mass/density functions. Binomial,

Poisson, exponential and normal distributions- problems (No derivation for mean and standard deviation)-Illustrative examples.

Module-4

Statistical Methods: Correlation and regression-Karl Pearson's coefficient of correlation and rank correlation -problems. Regression analysis- lines of regression –problems.

Curve Fitting: Curve fitting by the method of least squares- fitting the curves of the form-

$y = ax + b$, $y = ax^b$ and $y = ax^2 + bx + c$

Module-5

Joint probability distribution: Joint Probability distribution for two discrete random variables, expectation and covariance.

Sampling Theory: Introduction to sampling distributions, standard error, Type-I and Type-II errors. Test of hypothesis for means, student's t-distribution, Chi-square distribution as a test of goodness of fit.

Course Outcomes:

At the end of the course the student will be able to:

1. Use the concepts of analytic function and complex potentials to solve the problems arising in electromagnetic field theory.
2. Utilize conformal transformation and complex integral arising in aerofoil theory, fluid flow visualization and image processing.
3. Apply discrete and continuous probability distributions in analyzing the probability models arising in engineering field.
4. Make use of the correlation and regression analysis to fit a suitable mathematical model for the statistical data.
5. Construct joint probability distributions and demonstrate the validity of testing the hypothesis.

Question paper pattern:

- Examination will be conducted for 100 marks with question paper containing 10 full questions, each of 20 marks.
- Each full question can have a maximum of 4 sub questions.
- There will be 2 full questions from each module covering all the topics of the module.
- Students will have to answer 5 full questions, selecting one full question from each module.

- The total marks will be proportionally reduced to 60 marks as SEE marks is 60.

Textbooks

1. Advanced Engineering Mathematics, E. Kreyszig, John Wiley & Sons, 10th Edition, 2016
2. Higher Engineering Mathematics, B. S. Grewal, Khanna Publishers, 44th Edition, 2017
3. Engineering Mathematics, Srimanta Pal et. al., Oxford University Press, 3rd Edition, 2016

Reference Books

1. Advanced Engineering Mathematics, C. Ray Wylie, Louis C. Barrett, McGraw-Hill , 6th Edition 1995
2. Introductory Methods of Numerical Analysis, S.S.Sastry, Prentice Hall of India, 4th Edition 2010
3. Higher Engineering Mathematics, B. V. Ramana, McGraw-Hill, 11th Edition, 2010
4. A Text Book of Engineering Mathematics, N. P. Bali and Manish Goyal, Laxmi Publications, 2014

Web links and Video Lectures:

1. http://nptel.ac.in/courses.php?disciplineID=111
2. http://www.class-central.com/subject/math(MOOCs)
3. http://academicearth.org/
4. VTU EDUSAT PROGRAMME - 20

ANALOG CIRCUITS

Course Code : **18EC42**	CIE Marks : 40
Lecture Hours/Week : 03 + 2 (Tutorial)	SEE marks : 60
Total Number of Lecture Hours : 50 (10 Hrs / Module)	Exam Hours : 03
CREDITS : 04	

Course Learning Objectives: This course will enable students to:

- Explain various BJT parameters, connections and configurations.
- Design and demonstrate the diode circuits and transistor amplifiers.
- Explain various types of FET biasing, and demonstrate the use of FET amplifiers.
- Construct frequency response of FET amplifiers at various frequencies.
- Analyze Power amplifier circuits in different modes of operation.
- Construct Feedback and Oscillator circuits using FET.

Module -1

BJT Biasing: Biasing in BJT amplifier circuits: The Classical Discrete circuit bias (Voltage-divider bias), Biasing using a collector to base feedback resistor.
Small signal operation and Models: Collector current and transconductance, Base current and input resistance, Emitter current and input resistance, voltage gain, Separating the signal and the DC quantities, The hybrid Π model.
MOSFETs: Biasing in MOS amplifier circuits: Fixing V_{GS}, Fixing V_G, Drain to Gate feedback resistor.
Small signal operation and modeling: The DC bias point, signal current in drain, voltage gain, small signal equivalent circuit models, transconductance.
[Text 1: 3.5(3.5.1, 3.5.3), 3.6(3.6.1 to 3.6.6), 4.5(4.5.1, 4.5.2, 4.5.3), 4.6(4.6.1 to 4.6.6)] **L1, L2,L3**

Module -2

MOSFET Amplifier configuration: Basic configurations, characterizing amplifiers, CS amplifier with and without source resistance R_S, Source follower.
MOSFET internal capacitances and High frequency model: The gate capacitive effect, Junction capacitances, High frequency model.
Frequency response of the CS amplifier: The three frequency bands, high frequency response, Low frequency response.

Oscillators: FET based Phase shift oscillator, LC and Crystal Oscillators (no derivation)

[Text 1: 4.7(4.7.1 to 4.7.4, 4.7.6) 4.8(4.8.1, 4.8.2, 4.8.3), 4.9, 12.2.2, 12.3.1, 12.3.2] L1, L2, L3

Module -3

Feedback Amplifier: General feedback structure, Properties of negative feedback, The Four Basic Feedback Topologies, The series-shunt, series-series, shunt-shunt and shunt-series amplifiers (Qualitative Analysis).

Output Stages and Power Amplifiers: Introduction, Classification of output stages,, Class A output stage, Class B output stage: Transfer Characteristics, Power Dissipation, Power Conversion efficiency, Class AB output stage, Class C tuned Amplifier.

[Text 1: 7.1, 7.2, 7.3, 7.4.1, 7.5.1, 7.6 (7.6.1 to 7.6.3), 13.1, 13.2, 13.3 (13.3.1, 13.3.2, 13.3.3, 13.4, 13.7)] L1, L2, L3

Module -4

Op-Amp with Negative Feedback and general applications

Inverting and Non inverting Amplifiers – Closed Loop voltage gain, Input impedance, Output impedance, Bandwidth with feedback. DC and AC Amplifiers, Summing, Scaling and Averaging Amplifiers, Instrumentation amplifier, Comparators, Zero Crossing Detector, Schmitt trigger.

[Text 2: 3.3(3.3.1 to 3.3.6), 3.4(3.4.1 to 3.4.5) 6.2, 6.5, 6.6 (6.6.1), 8.2, 8.3, 8.4] L1, L2, L3

Module -5

Op-Amp Circuits: DAC - Weighted resistor and R-2R ladder, ADC- Successive approximation type, Small Signal half wave rectifier, Active Filters, First and second order low-pass and high-pass Butterworth filters, Band-pass filters, Band reject filters.

555 Timer and its applications: Monostable and a stable Multivibrators.

[Text 2: 8.11(8.11.1a, 8.11.1b), 8.11.2a, 8.12.2, 7.2, 7.3, 7.4, 7.5, 7.6, 7.8, 7.9, 9.4.1, 9.4.1(a), 9.4.3, 9.4.3(a)] L1, L2, L3

Course Outcomes: At the end of this course students will demonstrate the ability to

1. Understand the characteristics of BJTs and FETs.
2. Design and analyze BJT and FET amplifier circuits.
3. Design sinusoidal and non-sinusoidal oscillators.
4. Understand the functioning of linear ICs.
5. Design of Linear IC based circuits.

Question paper pattern:

- Examination will be conducted for 100 marks with question paper containing 10 full questions, each of 20 marks.
- Each full question can have a maximum of 4 sub questions.
- There will be 2 full questions from each module covering all the topics of the module.
- Students will have to answer 5 full questions, selecting one full question from each module.
- The total marks will be proportionally reduced to 60 marks as SEE marks is 60.

Text Books:

1. Microelectronic Circuits, Theory and Applications, Adel S Sedra, Kenneth C Smith, 6th Edition, Oxford, 2015. ISBN:978-0-19-808913-1
2. Op-Amps and Linear Integrated Circuits, Ramakant A Gayakwad, 4th Edition. Pearson Education, 2000. ISBN: 8120320581

Reference Books:

1. Electronic Devices and Circuit Theory, Robert L Boylestad and Louis Nashelsky, 11th Edition, Pearson Education, 2013, ISBN: 978-93-325-4260-0.
2. Fundamentals of Microelectronics, Behzad Razavi, 2nd Edition, John Weily, 2015, ISBN 978-81-265-7135-2
3. J.Millman & C.C. Halkias—Integrated Electronics, 2nd edition, 2010, TMH. ISBN 0-07-462245-5

CONTROL SYSTEMS

Course Code	: **18EC43**	CIE Marks : 40
Lecture Hours/Week : 3		SEE Marks : 60
Total Number of Lecture Hours : 40(8 Hrs/Module)		Exam Hours: 03
	CREDITS – 03	

Course Learning Objectives: This course will enable students to:

- Understand the basic features, configurations and application of control systems.
- Understand various terminologies and definitions for the control systems.
- Learn how to find a mathematical model of electrical, mechanical and electro- mechanical systems.
- Know how to find time response from the transfer function.
- Find the transfer function via Masons' rule.
- Analyze the stability of a system from the transfer function.

Module – 1

Introduction to Control Systems: Types of Control Systems, Effect of Feedback Systems, Differential equation of Physical Systems –Mechanical Systems, Electrical Systems, Electromechanical systems, Analogous Systems.

L1, L2, L3

Module – 2

Block diagrams and signal flow graphs: Transfer functions, Block diagram algebra and Signal Flow graphs.

L1, L2, L3

Module – 3

Time Response of feedback control systems: Standard test signals, Unit step response of First and Second order Systems. Time response specifications, Time response specifications of second order systems, steady state errors and error constants. Introduction to PI, PD and PID Controllers (excluding design). **L1, L2, L3**

Module – 4

Stability analysis: Concepts of stability, Necessary conditions for Stability, Routh stability criterion, Relative stability analysis: more on the Routh stability criterion.

Introduction to Root-Locus Techniques, The root locus concepts, Construction of rootloci.

Frequency domain analysis and stability: Correlation between time and frequency response, Bode Plots, Experimental determination of transfer function.

L1, L2, L3

Module – 5

Introduction to Polar Plots, (Inverse Polar Plots excluded) Mathematical preliminaries, Nyquist Stability criterion, (Systems with transportation lag excluded)

Introduction to lead, lag and lead- lag compensating networks (excluding design).

Introduction to State variable analysis: Concepts of state, state variable and state models for electrical systems, Solution of state equations.

L1, L2, L3

Course Outcomes: At the end of the course, the students will be able to

1. Develop the mathematical model of mechanical and electrical systems.
2. Develop transfer function for a given control system using block diagram reduction techniques and signal flow graph method.
3. Determine the time domain specifications for first and second order systems.
4. Determine the stability of a system in the time domain using Routh-Hurwitz criterion and Root-locus technique.
5. Determine the s stability of a system in the frequency domain using Nyquist and bode plots.

Question paper pattern:

- Examination will be conducted for 100 marks with question paper containing 10 full questions, each of 20 marks.
- Each full question can have a maximum of 4 sub questions.
- There will be 2 full questions from each module covering all the topics of the module.
- Students will have to answer 5 full questions, selecting one full question from each module.
- The total marks will be proportionally reduced to 60 marks as SEE marks is 60.

Text Book:

1. J. Nagarath and M. Gopal, "Control Systems Engineering", New Age International(P) Limited, Publishers, Fifth edition- 2005, ISBN: 81 - 224 - 2008-7.

Reference Books:

1. "Modern Control Engineering", K. Ogata, Pearson Education Asia/ PHI, 4th Edition, 2002. ISBN 978 - 81 - 203 - 4010 - 7.
2. "Automatic Control Systems", Benjamin C. Kuo, John Wiley India Pvt. Ltd., 8th Edition, 2008.
3. "Feedback and Control System," Joseph J Distefano III et. al., Schaum's Outlines, TMH, 2nd Edition 2007.

ENGINEERING STATISTICS and LINEAR ALGEBRA

Course Code	: **18EC44**	CIE Marks : 40
Lecture Hours/Week : 03		SEE Marks : 60
Total Number of Lecture Hours: 40 (8 Hrs / Module)		Exam Hours : 03
	CREDITS – 03	

Course Learning Objectives: This course will enable students to:

- Understand and Analyze Single and Multiple Random Variables, and their extension to Random Processes.
- Familiarization with the concept of Vector spaces and orthogonality with a qualitative insight into applications in communications.
- Compute the quantitative parameters for functions of single and Multiple Random Variables and Processes.
- Compute the quantitative parameters for Matrices and Linear Transformations.

Module-1

Single Random Variables: Definition of random variables, cumulative distribution function continuous and discrete random variables; probability mass function, probability density functions and properties; Expectations, Characteristic functions, Functions of single Random Variables, Conditioned Random variables. Application exercises to Some special distributions: Uniform, Exponential, Laplace, Gaussian, Binomial, and Poisson distribution. **(Chapter 4 Text 1)**, **L1, L2, L3**

Module -2

Multiple Random variables: Concept, Two variable CDF and PDF, Two Variable expectations (Correlation, orthogonality, Independent), Two variable transformation, Two Gaussian Random variables, Sum of two independent Random Variables, Sum of IID Random Variables – Central limit Theorem and law of large numbers, Conditional joint Probabilities, Application exercises to Chi-square RV, Student-T RV, Cauchy and Rayleigh RVs.
(Chapter 5 Text 1), **L1, L2, L3**

Module-3

Random Processes: Ensemble, PDF, Independence, Expectations, Stationarity, Correlation Functions (ACF, CCF, Addition, and Multiplication), Ergodic Random Processes, Power Spectral Densities (Wiener Khinchin, Addition and Multiplication of RPs, Cross spectral densities), Linear Systems (output Mean, Cross correlation and Auto correlation of Input and output), Exercises with Noise. **(Chapter 6 Text 1)**, **L1, L2, L3**

Module -4

Vector Spaces: Vector spaces and Null subspaces, Rank and Row reduced form, Independence, Basis and dimension, Dimensions of the four subspaces, Rank-Nullity Theorem, Linear Transformations

Orthogonality: Orthogonal Vectors and Subspaces, Projections and Least squares, Orthogonal Bases and Gram- Schmidt Orthogonalization procedure.

(Refer Chapters 2 and 3 Text 2), **L1, L2, L3**

Module -5

Determinants: Properties of Determinants, Permutations and Cofactors. **(Refer Chapter 4, Text 2)**

Eigen values and Eigen vectors: Review of Eigenvalues and Diagonalization of a Matrix, Special Matrices (Positive Definite, Symmetric) and their properties, Singular Value Decomposition.

(Refer Chapter 5, Text 2), **L1, L2, L3**

Course Outcomes: After studying this course, students will be able to:

1. Analyze and evaluate single and multiple random variables.
2. Identify and associate Random Variables and Random Processes in Communication events.
3. Analyze and model the Random events in typical communication events to extract quantitative statistical parameters.
4. Analyze and model typical signal sets in terms of a basis function set of Amplitude, phase and frequency.
5. Demonstrate by way of simulation or emulation the ease of analysis employing basis functions, statistical representation and Eigen values.

Question paper pattern:

- Examination will be conducted for 100 marks with question paper containing 10 full questions, each of 20 marks.
- Each full question can have a maximum of 4 sub questions.
- There will be 2 full questions from each module covering all the topics of the module.
- Students will have to answer 5 full questions, selecting one full question from each module.
- The total marks will be proportionally reduced to 60 marks as SEE marks is 60.

Text Books:

1. Richard H Williams, "Probability, Statistics and Random Processes for Engineers" Cengage Learning, 1st Edition, 2003, ISBN 13: 978-0-534- 36888-3, ISBN 10: 0-534-36888-3.

2. Gilbert Strang, "Linear Algebra and its Applications", Cengage Learning, 4th Edition, 2006, ISBN 97809802327

Reference Books:

1. Hwei P. Hsu, "Theory and Problems of Probability, Random Variables, and Random Processes" Schaums Outline Series, McGraw Hill. ISBN 10: 0-07- 030644-3.
2. K. N. HariBhat, K Anitha Sheela, Jayant Ganguly, "Probability Theory and Stochastic Processes for Engineers", Cengage Learning India, 2019

SIGNALS AND SYSTEMS

Course Code	: **18EC45**	CIE Marks : 40
Lecture Hours/Week : 03		SEE Marks : 60
Total Number of Lecture Hours : 40 (8 Hours / Module)		Exam Hours : 03
CREDITS – 03		

Course Learning Objectives: This course will enable students to:

- Understand the mathematical description of continuous and discrete time signals and systems.
- Analyze the signals in time domain using convolution sum and Integral.
- Classify signals into different categories based on their properties.
- Analyze Linear Time Invariant (LTI) systems in time and transform domains.

Module-1

Introduction and Classification of signals: Definition of signal and systems, communication and control system as examples Classification of signals.

Basic Operations on signals: Amplitude scaling, addition, multiplication, differentiation, integration, time scaling, time shift and time reversal.

Elementary signals/Functions: Exponential, sinusoidal, step,impulse and ramp functions. Expression of triangular, rectangular and other waveforms in terms of elementary signals.,

L1, L2, L3

Module -2

System Classification and properties: Linear-nonlinear, Time variant -invariant, causal-noncausal, static-dynamic, stable-unstable, invertible.

Time domain representation of LTI System: Impulse response, convolution sum, convolution integral. Computation of convolution sum and convolution integral using graphical method for unit step and unit step, unit step and exponential, exponential and exponential, unit step and rectangular, and rectangular and rectangular.

L1, L2, L3

Module-3

LTI system Properties in terms of impulse response: System interconnection, Memory less, Causal, Stable, Invertible and Deconvolution, and step response.

Fourier Representation of Periodic Signals: CTFS properties and basic problems.

L1, L2, L3

Module -4

Fourier Representation of aperiodic Signals: Introduction to Fourier Transform & DTFT, Definition and basic problems.

Properties of Fourier Transform: Linearity, Time shift, Frequency shift, Scaling, Differentiation and Integration, Convolution and Modulation, Parseval's theorem and problems on properties of Fourier Transform.

L1, L2, L3

Module -5

The Z-Transforms: Z transform, properties of the region of convergence, properties of the Z-transform, Inverse Z-transform, Causality and stability, Transform analysis of LTI systems. **L1, L2, L3**

Course Outcomes: At the end of the course, students will be able to:

1. Analyze the different types of signals and systems.
2. Determine the linearity, causality, time-invariance and stability properties of continuous and discrete time systems.
3. Evaluate the convolution sum and integral.
4. Represent continuous and discrete signals & systems in frequency domain using Fourier representations.
5. Analyze discrete time signals and systems using Z-transforms.

Question paper pattern:

- Examination will be conducted for 100 marks with question paper containing 10 full questions, each of 20 marks.
- Each full question can have a maximum of 4 sub questions.
- There will be 2 full questions from each module covering all the topics of the module.
- Students will have to answer 5 full questions, selecting one full question from each module.
- The total marks will be proportionally reduced to 60 marks as SEE marks is 60.

Text Book:

1. Simon Haykin and Barry Van Veen, "Signals and Systems", 2nd Edition, 2008, Wiley India. ISBN 9971-51-239-4.

Reference Books:

1. **Michael Roberts,** "Fundamentals of Signals & Systems", 2nd edition, Tata McGraw-Hill, 2010, ISBN 978-0-07-070221-9.
2. **Alan V Oppenheim, Alan S Willsky and S Hamid Nawab,** "Signals and Systems" Pearson Education Asia / PHI, 2nd edition, 1997. Indian Reprint 2002.
3. **H.P Hsu, R. Ranjan,** "Signals and Systems", Schaum's outlines, TMH, 2006.
4. **B. P. Lathi,** "Linear Systems and Signals", Oxford University Press, 2005.
5. **Ganesh Rao and Satish Tunga,** "Signals and Systems", Pearson/ Sanguine.

MICROCONTROLLER

Course Code	: **18EC46**	CIE Marks : 40
Lecture Hours/Week : 03		SEE Marks : 60
Total Number of Lecture Hours : 40 (8 Hours / Module)		Exam Hours:03

CREDITS – 03

Course Learning Objectives: This course will enable students to:

- Understand the difference between a Microprocessor and a Microcontroller and embedded microcontrollers.
- Familiarize the basic architecture of 8051 microcontroller.
- Program 8051microprocessor using Assembly Level Language and C.
- Understand the interrupt system of 8051 and the use of interrupts.
- Understand the operation and use of inbuilt Timers/Counters and Serial port of 8051.
- Interface 8051 to external memory and I/O devices using its I/O ports.

Module-1

8051 Microcontroller: Microprocessor vs Microcontroller, Embedded Systems, Embedded Microcontrollers, 8051 Architecture- Registers, Pin diagram, I/O ports functions, Internal Memory organization. External Memory (ROM & RAM) interfacing.

L1, L2

Module -2

8051 Instruction Set: Addressing Modes, Data Transfer instructions, Arithmetic instructions, Logical instructions, Branch instructions, Bit manipulation instructions. Simple Assembly language program examples (without loops) to use these instructions.

L1, L2

Module-3

8051 Stack, I/O Port Interfacing and Programming: 8051 Stack, Stack and Subroutine instructions. Assembly language program examples on subroutine and involving loops.

Interfacing simple switch and LED to I/O ports to switch on/off LED with respect to switch status. **L1, L2, L3**

Module -4

8051 Timers and Serial Port: 8051 Timers and Counters – Operation and Assembly language programming to generate a pulse using Mode-1 and a square wave using Mode-2 on a port pin. 8051 Serial Communication- Basics of Serial Data Communication, RS-232 standard, 9 pin RS232 signals, Simple Serial Port programming in Assembly and C to transmit a message and to receive data serially. **L1, L2, L3**

Module -5

8051 Interrupts and Interfacing Applications: 8051 Interrupts. 8051 Assembly language programming to generate an external interrupt using a switch, 8051 C programming to generate a square waveform on a port pin using a Timer interrupt. Interfacing 8051 to ADC-0804, DAC, LCD and Stepper motor and their 8051 Assembly language interfacing programming.

L1, L2, L3

Course outcomes: At the end of the course, students will be able to:

1. Explain the difference between Microprocessors & Microcontrollers, Architecture of 8051 Microcontroller, Interfacing of 8051 to external memory and Instruction set of 8051.
2. Write 8051 Assembly level programs using 8051 instruction set.
3. Explain the Interrupt system, operation of Timers/Counters and Serial port of 8051.
4. Write 8051 Assembly language programs to generate square wave on 8051 I/O port pin using interrupt and C Programme to send & receive serial data using 8051 serial port.
5. Interface simple switches, simple LEDs, ADC 0804, LCD and Stepper Motor to 8051 using 8051 I/O ports.

Question paper pattern:

- Examination will be conducted for 100 marks with question paper containing 10 full questions, each of 20 marks.
- Each full question can have a maximum of 4 sub questions.
- There will be 2 full questions from each module covering all the topics of the module.
- Students will have to answer 5 full questions, selecting one full question from each module.
- The total marks will be proportionally reduced to 60 marks as SEE marks is 60.

Text Books:

1. "The 8051 Microcontroller and Embedded Systems – using assembly and C", Muhammad Ali Mazidi and Janice Gillespie Mazidi and Rollin D. McKinlay; PHI, 2006 / Pearson, 2006.
2. "The 8051 Microcontroller", Kenneth J. Ayala, 3rd Edition, Thomson/ Cengage Learning.

Reference Books:

1. "The 8051 Microcontroller Based Embedded Systems", Manish K Patel, McGraw Hill, 2014, ISBN: 978-93-329-0125-4.
2. "Microcontrollers: Architecture, Programming, Interfacing and System Design", Raj Kamal, Pearson Education, 2005.

MICROCONTROLLER LABORATORY

Laboratory Code : **18ECL47**	CIE Marks : 40	SEE Marks : 60
Lecture Hours/Week : 02 Hours Tutorial (Instructions) + 02 Hours Laboratory		
RBT Levels : L1, L2, L3		Exam Hours : 03
CREDITS 02		

Course Learning Objectives: This laboratory course enables students to

- Understand the basics of microcontroller and its applications.
- Have in-depth knowledge of 8051 assembly language programming.
- Understand controlling the devices using C programming.
- The concepts of I/O interfacing for developing real time embedded systems.

Laboratory Experiments

I. PROGRAMMING

1. Data Transfer: Block Move, Exchange, Sorting, Finding largest element in an array.
2. Arithmetic Instructions - Addition/subtraction, multiplication and division, square, Cube – (16 bits Arithmetic operations – bit addressable).
3. Counters.
4. Boolean & Logical Instructions (Bit manipulations).
5. Conditional CALL & RETURN.
6. Code conversion: BCD – ASCII; ASCII – Decimal; Decimal - ASCII; HEX - Decimal and Decimal - HEX.
7. Programs to generate delay, Programs using serial port and on-Chip timer/counter.

II. INTERFACING

1. Interface a simple toggle switch to 8051 and write an ALP to generate an interrupt which switches on an LED (i) continuously as long as switch is on and (ii) only once for a small time when the switch is turned on.
2. Write a C program to (i) transmit and (ii) to receive a set of characters serially by interfacing 8051 to a terminal.
3. Write ALPs to generate waveforms using ADC interface.
4. Write ALP to interface an LCD display and to display a message on it.
5. Write ALP to interface a Stepper Motor to 8051 to rotate the motor.
6. Write ALP to interface ADC-0804 and convert an analog input connected to it.

Course Outcomes: On the completion of this laboratory course, the students will be able to:

1. Enhance programming skills using Assembly language and C.
2. Write Assembly language programs in 8051 for solving simple problems that manipulate input data using different instructions of 8051.
3. Interface different input and output devices to 8051 and control them using Assembly language programs.
4. Interface the serial devices to 8051 and do the serial transfer using C programming.
5. Develop applications based on Microcontroller 8051.

Conduct of Practical Examination:

- All laboratory experiments are to be included for practical examination.
- Students are allowed to pick one experiment from the lot.
- Strictly follow the instructions as printed on the cover page of answer script for breakup of marks.
- Change of experiment is allowed only once and 15% Marks allotted to the procedure part to be made zero.

ANALOG CIRCUITS LABORATORY

Laboratory Code : **18ECL48**	CIE Marks : 40	SEE Marks : 60
Lecture Hours/Week : 02 Hours Tutorial (Instructions) + 02 Hours Laboratory		
RBT Levels : L1, L2, L3		Exam Hours : 03
CREDITS 02		

Course Learning Objectives: This laboratory course enables students to

- Understand the circuit configurations and connectivity of BJT and FET Amplifiers and Study of frequency response
- Design and test of analog circuits using OPAMPs
- Understand the feedback configurations of transistor and OPAMP circuits
- Use of circuit simulation for the analysis of electronic circuits.

Laboratory Experiments

PART A : Hardware Experiments

1. Design and setup the Common Source JFET/MOSFET amplifier and plot the frequency response.
2. Design and set up the BJT common emitter voltage amplifier with and without feedback and determine the gain- bandwidth product, input and output impedances.
3. Design and set-up BJT/FET i) Colpitts Oscillator and ii) Crystal Oscillator
4. Design active second order Butterworth low pass and high pass filters.
5. Design Adder, Integrator and Differentiator circuits using Op-Amp
6. Test a comparator circuit and design a Schmitt trigger for the given UTP and LTP values and obtain the hysteresis.
7. Design 4 bit R – 2R Op-Amp Digital to Analog Converter (i) using 4 bit binary input from toggle switches and (ii) by generating digital inputs using mod-16 counter.
8. Design Monostable and a stable Multivibrator using 555 Timer.

PART-B : Simulation using EDA software (EDWinXP, PSpice, MultiSim, Proteus, CircuitLab or any other equivalent tool can be used)

1. RC Phase shift oscillator and Hartley oscillator
2. Narrow Band-pass Filter and Narrow band-reject filter
3. Precision Half and full wave rectifier
4. Monostable and Astable Multivibrator using 555 Timer.

Course Outcomes: On the completion of this laboratory course, the students will be able to:

1. Analyze Frequency response of JFET/MOSFET amplifier.
2. Design BJT/FETs amplifier with and without feedback and evaluate their performance characteristics.
3. Apply the knowledge gained in the design of BJT/FET circuits in Oscillators.
4. Design analog circuits using OPAMPs for different applications.
5. Simulate and analyze analog circuits that uses ICs for different electronic applications.

Conduct of Practical Examination:

- All laboratory experiments are to be included for practical examination.
- Students are allowed to pick one experiment from the lot.
- Strictly follow the instructions as printed on the cover page of answer script for breakup of marks.
- Change of experiment is allowed only once and Marks allotted to the procedure part to be made zero.

Reference Books:

1. David A Bell, "Fundamentals of Electronic Devices and Circuits Lab Manual, 5th Edition, 2009, Oxford University Press.

ADDITIONAL MATHEMATICS – II

Course Code	: **18MATDIP41**	CIE Marks	: 40
Lecture Hours/Week (L:T:P),	: (2:1:0)	SEE Marks	: 60
Credits	: 0	Exam Hours	: 03

Course Learning Objectives:

- To provide essential concepts of linear algebra, second & higher order differential equations along with methods to solve them.
- To provide an insight into elementary probability theory and numerical methods.

Module-1

Linear Algebra: Introduction - rank of matrix by elementary row operations - Echelon form. Consistency of system of linear equations - Gauss elimination method. Eigen values and Eigen vectors of a square matrix. Problems.

Module-2

Numerical Methods: Finite differences. Interpolation/extrapolation using Newton's forward and backward difference formulae (Statements only)- problems. Solution of polynomial and transcendental equations – Newton-Raphson and Regula-Falsi methods (only formulae)- Illustrative examples. Numerical integration: Simpson's one third rule and Weddle's rule (without proof) Problems.

Module-3

Higher order ODEs: Linear differential equations of second and higher order equations with constant coefficients. Homogeneous /non-homogeneous equations. Inverse differential operators.*[Particular Integral restricted to R(x)=* e^{ax}, $\sin ax$ /$\cos ax$ *for* $f(D)y = R(x)$.]

Module-4

Partial Differential Equations (PDEs):- Formation of PDEs by elimination of arbitrary constants and functions. Solution of non-homogeneous PDE by direct integration. Homogeneous PDEs involving derivative with respect to one independent variable only.

Module-5

Probability: Introduction. Sample space and events. Axioms of probability. Addition & multiplication theorems. Conditional probability, Bayes' theorem, problems.

Course Outcomes: At the end of the course the student will be able to:

1. Solve systems of linear equations using matrix algebra.
2. Apply the knowledge of numerical methods in modelling and solving engineering problems.
3. Make use of analytical methods to solve higher order differential equations.
4. Classify partial differential equations and solve them by exact methods.
5. Apply elementary probability theory and solve related problems.

Question paper pattern:

- The question paper will have ten full questions carrying equal marks.
- Each full question will be for 20 marks.
- There will be two full questions (with a maximum of four sub- questions) from each module.
- Each full question will have sub- question covering all the topics under a module.
- The students will have to answer five full questions, selecting one full question from each module.

Textbook

1. Higher Engineering Mathematics, B.S. Grewal, Khanna Publishers, 43rd Edition, 2015

Reference Books

1. Advanced Engineering Mathematics, E. Kreyszig, John Wiley & Sons, 10th Edition, 2015
2. Engineering Mathematics, N. P. Bali and Manish Goyal, Laxmi Publishers, 7th Edition, 2007
3. Engineering Mathematics, Vol. I, Rohit Khurana, Cengage Learning, 1st Edition, 2015

SEMESTER – V

TECHNOLOGICAL INNOVATION MANAGEMENT AND ENTREPRENEURSHIP

Course Code	: **18ES51**	CIE Marks : 40
Lecture Hours/Week	: 03	SEE Marks : 60
Total Number of Lecture Hours : 40 (08 Hours / Module)		Exam Hours : 03
CREDITS 03		

Course Learning Objectives: This course will enable students to:

- Understand basic skills of Management
- Understand the need for Entrepreneurs and their skills
- Identify the Management functions and Social responsibilities
- Understand the Ideation Process, creation of Business Model, Feasibility Study and sources of funding

Module-1

Management: Nature and Functions of Management – Importance, Definition, Management Functions, Levels of Management, Roles of Manager, Managerial Skills, Management & Administration, Management as a Science, Art & Profession **(Selected topics of Chapter 1, Text 1).**

Planning: Planning-Nature, Importance, Types, Steps and Limitations of Planning; Decision Making – Meaning, Types and Steps in Decision Making (**Selected topics from Chapters 4 & 5, Text 1).** **L1,L2**

Module-2

Organizing and Staffing: Organization-Meaning, Characteristics, Process of Organizing, Principles of Organizing, Span of Management (meaning and importance only), Departmentalisation, Committees–Meaning, Types of Committees; Centralization Vs Decentralization of Authority and Responsibility; **Staffing**-Need and Importance**,** Recruitment and Selection Process **(Selected topics from Chapters 7, 8 & 11,Text 1).**

Directing and Controlling: Meaning and Requirements of Effective Direction, Giving Orders; Motivation-Nature of Motivation, Motivation Theories (Maslow's Need-Hierarchy Theory and Herzberg's Two Factor Theory); Communication – Meaning, Importance and Purposes of Communication; Leadership-Meaning, Characteristics, Behavioural Approach of Leadership;

Coordination-Meaning, Types, Techniques of Coordination; Controlling – Meaning, Need for Control System, Benefits of Control, Essentials of Effective Control System, Steps in Control Process
(**Selected topics from Chapters 15 to 18 and 9, Text 1).** **L1,L2**

Module-3

Social Responsibilities of Business: Meaning of Social Responsibility, Social Responsibilities of Business towards Different Groups, Social Audit, Business Ethics and Corporate Governance **(Selected topics from Chapter 3, Text 1).**
Entrepreneurship: Definition of Entrepreneur, Importance of Entrepreneurship, concepts of Entrepreneurship, Characteristics of successful Entrepreneur, Classification of Entrepreneurs, Myths of Entrepreneurship, Entrepreneurial Development models, Entrepreneurial development cycle, Problems faced by Entrepreneurs and capacity building for Entrepreneurship **(Selected topics from Chapter 2, Text 2).** **L1,L2**

Module-4

Family Business: Role and Importance of Family Business, Contributions of Family Business in India, Stages of Development of a Family Business, Characteristics of a Family-owned Business in India, Various types of family businesses **(Selected topics from Chapter 4,(Page 71-75) Text 2).**
Idea Generation and Feasibility Analysis- Idea Generation; Creativity and Innovation; Identification of Business Opportunities; Market Entry Strategies; Marketing Feasibility; Financial Feasibilities; Political Feasibilities; Economic Feasibility; Social and Legal Feasibilities; Technical Feasibilities; Managerial Feasibility, Location and Other Utilities Feasibilities.**(Selected topics from Chapter 6(Page No. 111-117) & Chapter 7(Page No. 140-142), Text 2)**
L1,L2

Module-5

Business model – Meaning, designing, analyzing and improvising; Business Plan – Meaning, Scope and Need; Financial, Marketing, Human Resource and Production/Service Plan; Business plan Formats; Project report preparation and presentation; Why some Business Plan fails? **(Selected topics from Chapter 8 (Page No 159-164, Text 2)**
Financing and How to start a Business? Financial opportunity identification; Banking sources; Nonbanking Institutions and Agencies; Venture Capital – Meaning and Role in Entrepreneurship; Government Schemes for funding business; Pre launch, Launch and Post launch requirements; Procedure for getting License and Registration; Challenges and Difficulties in Starting an Enterprise**(Selected topics from Chapter 7(Page No 147-149), Chapter 5(Page No 93-99) & Chapter 8(Page No. 166-172) Text 2)**
Project Design and Network Analysis: Introduction, Importance of Network

Analysis, Origin of PERT and CPM, Network, Network Techniques, Need for Network Techniques, Steps in PERT, CPM, Advantages, Limitations and Differences.

(Selected topics from Chapters 20, Text 3). L1,L2,L3

Course Outcomes: After studying this course, students will be able to:

1. Understand the fundamental concepts of Management and Entrepreneurship and opportunities in order to setup a business
2. Identify the various organizations' architecture
3. Describe the functions of Managers, Entrepreneurs and their social responsibilities
4. Understand the components in developing a business plan
5. Recognize the various sources of funding and institutions supporting entrepreneurs

Text Books:

1. Principles of Management – P.C Tripathi, P.N Reddy, McGraw Hill Education, 6th Edition, 2017. ISBN-13:978-93-5260-535-4.
2. Entrepreneurship Development Small Business Enterprises- Poornima M Charantimath, Pearson Education 2008, ISBN 978-81-7758-260-4.
3. Dynamics of Entrepreneurial Development and Management by Vasant Desai. HPH 2007, ISBN: 978-81-8488-801-2.
4. Robert D. Hisrich, Mathew J. Manimala, Michael P Peters and Dean A. Shepherd, "Entrepreneurship", 8th Edition, Tata Mc-Graw Hill Publishing Co.Ltd.- New Delhi, 2012

Reference Book:

1. Essentials of Management: An International, Innovation and Leadership perspective by Harold Koontz, Heinz Weihrich McGraw Hill Education, 10th Edition 2016. ISBN- 978-93-392-2286-4.

DIGITAL SIGNAL PROCESSING

Course Code : **18EC52**	CIE Marks : 40
Lecture Hours/Week : 03 + 2 (Tutorial)	SEE marks : 60
Total Number of Lecture Hours : 50 (10 Hrs / Module)	Exam Hours : 03
CREDITS : 04	

Course Learning Objectives: This course will enable students to

- Understand the frequency domain sampling and reconstruction of discrete time signals.
- Study the properties and the development of efficient algorithms for the computation of DFT.
- Realization of FIR and IIR filters in different structural forms.
- Learn the procedures to design of IIR filters from the analog filters using impulse invariance and bilinear transformation.
- Study the different windows used in the design of FIR filters and design appropriate filters based on the specifications.
- Understand the architecture and working of DSP processor

Module-1

Discrete Fourier Transforms (DFT): Frequency domain sampling and Reconstruction of Discrete Time Signals, The Discrete Fourier Transform, DFT as a linear transformation, Properties of the DFT: Periodicity, Linearity and Symmetry properties, Multiplication of two DFTs and Circular Convolution, Additional DFT properties.

[Text 1], **L1,L2,L3**

Module-2

Linear filtering methods based on the DFT: Use of DFT in Linear Filtering, Filtering of Long data Sequences.

Fast-Fourier-Transform (FFT) algorithms: Efficient Computation of the DFT: Radix-2 FFT algorithms for the computation of DFT and IDFT–decimation-in-time and decimation-in-frequency algorithms.

[Text 1], **L1,L2, L3**

Module-3

Design of FIR Filters: Characteristics of practical frequency –selective filters, Symmetric and Antisymmetric FIR filters, Design of Linear-phase FIR filters using windows - Rectangular, Hamming, Hanning, Bartlett windows. Design of FIR filters using frequency sampling method. Structure for FIR Systems: Direct form, Cascade form and Lattice structures.

[Text1], **L1, L2, L3**

Module-4

IIR Filter Design: Infinite Impulse response Filter Format, Bilinear Transformation Design Method, Analog Filters using Lowpass prototype transformation, Normalized Butterworth Functions, Bilinear Transformation and Frequency Warping, Bilinear Transformation Design Procedure, Digital Butterworth Filter Design using BLT. Realization of IIR Filters in Direct form I and II.

[Text 2], L1,L2,L3

Module-5

Digital Signal Processors: DSP Architecture, DSP Hardware Units, Fixed point format, Floating point Format, IEEE Floating point formats, Fixed point digital signal processors, Floating point processors, FIR and IIR filter implementations in Fixed point systems.

[Text 2], L1, L2, L3

Course Outcomes: After studying this course, students will be able to:

1. Determine response of LTI systems using time domain and DFT techniques.
2. Compute DFT of real and complex discrete time signals.
3. Compute DFT using FFT algorithms and linear filtering approach.
4. Design and realize FIR and IIR digital filters.
5. Understand the DSP processor architecture.

Question paper pattern:

- Examination will be conducted for 100 marks with question paper containing 10 full questions, each of 20 marks.
- Each full question can have a maximum of 4 sub questions.
- There will be 2 full questions from each module covering all the topics of the module.
- Students will have to answer 5 full questions, selecting one full question from each module.
- The total marks will be proportionally reduced to 60 marks as SEE marks is 60

Text Book:

1. Proakis & Manolakis, "Digital Signal Processing – Principles Algorithms & Applications", 4th Edition, Pearson education, New Delhi, 2007. ISBN: 81-317-1000-9.
2. Li Tan, Jean Jiang, "Digital Signal processing – Fundamentals and Applications", Academic Press, 2013, ISBN: 978-0-12-415893.

Reference Books:

1. Sanjit K Mitra, "Digital Signal Processing, A Computer Based Approach", 4th Edition, McGraw Hill Education, 2013,
2. Oppenheim & Schaffer, "Discrete Time Signal Processing" , PHI, 2003.
3. D.Ganesh Rao and Vineeth P Gejji, "Digital Signal Processing" Cengage India Private Limited, 2017, ISBN: 9386858231

PRINCIPLES OF COMMUNICATION SYSTEMS

Course Code : **18EC53**	CIE Marks : 40
Lecture Hours/Week : 03 + 2 (Tutorial)	SEE marks : 60
Total Number of Lecture Hours : 50 (10 Hrs / Module)	Exam Hours : 03
CREDITS : 04	

Course Learning Objectives: This course will enable students to

- Understand and analyse concepts of Analog Modulation schemes viz; AM, FM, Low pass sampling and Quantization as a random process.
- Understand and analyse concepts digitization of signals viz; sampling, quantizing and encoding.
- Evolve the concept of SNR in the presence of channel induced noise and study Demodulation of analog modulated signals.
- Evolve the concept of quantization noise for sampled and encoded signals and study the concepts of reconstruction from these samples at a receiver.

Module-1

AMPLITUDE MODULATION: Introduction, Amplitude Modulation: Time & Frequency Domain description, Switching modulator, Envelop detector. **(3.1 – 3.2 in Text)**

DOUBLE SIDE BAND-SUPPRESSED CARRIER MODULATION: Time and Frequency Domain description, Ring modulator, Coherent detection, Costas Receiver, Quadrature Carrier Multiplexing. **(3.3 – 3.4 in Text)**

SINGLE SIDE–BAND AND VESTIGIAL SIDEBAND METHODS OF MODULATION: SSB Modulation, VSB Modulation, Frequency Translation, Frequency- Division Multiplexing,Theme Example: VSB Transmission of Analog and Digital Television. **(3.5 – 3.8 in Text)**

L1, L2, L3

Module-2

ANGLE MODULATION: Basic definitions, Frequency Modulation: Narrow Band FM, Wide Band FM, Transmission bandwidth of FM Signals, Generation of FM Signals, Demodulation of FM Signals, FM Stereo Multiplexing, Phase–Locked Loop: Nonlinear model of PLL, Linear model of PLL, Nonlinear Effects in FM Systems. The Superheterodyne Receiver **(4.1 – 4.6 of Text)**

L1, L2, L3

Module-3

[Review of Mean, Correlation and Covariance functions of Random Processes. ***(No questions to be set on these topics)]***

NOISE - Shot Noise, Thermal noise, White Noise, Noise Equivalent Bandwidth **(5.10 in Text)**

NOISE IN ANALOG MODULATION: Introduction, Receiver Model, Noise in DSB-SC receivers. Noise in AM receivers, Threshold effect, Noise in FM receivers, Capture effect, FM threshold effect, FM threshold reduction, Pre-emphasis and De-emphasis in FM **(6.1 – 6.6 in Text)**

L1,L2,L3

Module-4

SAMPLING AND QUANTIZATION: Introduction, Why Digitize Analog Sources?, The Low pass Sampling process Pulse Amplitude Modulation. Time Division Multiplexing, Pulse-Position Modulation, Generation of PPM Waves, Detection of PPM Waves.**(7.1 – 7.7 in Text)**

L1,L2,L3

Module-5

SAMPLING AND QUANTIZATION (Contd): The Quantization Random Process, Quantization Noise, Pulse–Code Modulation: Sampling, Quantization, Encoding, Regeneration, Decoding, Filtering, Multiplexing; Delta Modulation **(7.8 – 7.10 in Text)**,

Application examples - (a) Video + MPEG **(7.11 in Text)** and (b) Vocoders **(refer Section 6.8 of Reference Book 1)**.

L1,L2,L3

Course Outcomes: After studying this course, students will be able to:

1. Analyze and compute performance of AM and FM modulation in the presence of noise at the receiver.
2. Analyze and compute performance of digital formatting processes with quantization noise.
3. Multiplex digitally formatted signals at Transmitter.
4. Demultiplex the signals and reconstruct digitally formatted signals at the receiver.
5. Design /Demonstrate the use of digital formatting in Multiplexers, Vocoders and Video transmission.

Question paper pattern:

- Examination will be conducted for 100 marks with question paper containing 10 full questions, each of 20 marks.
- Each full question can have a maximum of 4 sub questions.
- There will be 2 full questions from each module covering all the topics of the module.

- Students will have to answer 5 full questions, selecting one full question from each module.
- The total marks will be proportionally reduced to 60 marks as SEE marks is 60.

Text Book:

1. "Communication Systems", Simon Haykin & Moher, 5th Edition, John Wiley, India Pvt. Ltd, 2010, ISBN 978 – 81 – 265 – 2151 – 7.

Reference Books:

1. Modern Digital and Analog Communication Systems, B. P. Lathi, Oxford University Press, 4th edition.
2. An Introduction to Analog and Digital Communication, Simon Haykin, John Wiley India Pvt. Ltd., 2008, ISBN 978–81–265–3653–5.
3. Principles of Communication Systems, H.Taub & D.L.Schilling, TMH, 2011.
4. Communication Systems, Harold P.E, Samy A. Mahmoud, Lee Elliott Stern, Pearson Edition, 2004.

INFORMATION THEORY and CODING

Course Code	: **18EC54**	CIE Marks	: 40
Lecture Hours/Week	: 3	SEE Marks	: 60
Total Number of Lecture Hours	: 40 (8 Hrs / Module)	Exam Hours	: 03
	CREDITS – 03		

Course Learning Objectives: This course will enable students to

- Understand the concept of Entropy, Rate of information and order of the source with reference to dependent and independent source.
- Study various source encoding algorithms.
- Model discrete & continuous communication channels.
- Study various error control coding algorithms.

Module-1

Information Theory: Introduction, Measure of information, Information content of message, Average Information content of symbols in Long Independent sequences, Average Information content of symbols in Long dependent sequences, Markov Statistical Model for Information Sources, Entropy and Information rate of Markoff Sources

(Section 4.1, 4.2 of Text 1) **L1, L2,L3**

Module-2

Source Coding: Encoding of the Source Output, Shannon's Encoding Algorithm**(Sections 4.3, 4.3.1 of Text 1),** Shannon Fano Encoding Algorithm **(Section 2.15 of Reference Book 4)**

Source coding theorem, Prefix Codes, Kraft McMillan Inequality property – KMI, Huffman codes **(Section 2.2 of Text 2)**

L1, L2, L3

Module-3

Information Channels: Communication Channels, Discrete Communication channels Channel Matrix, Joint probabilty Matrix, Binary Symmetric Channel, System Entropies. **(Section 4.4, 4.5, 4.51,4.5.2 of Text 1)**

Mutual Information, Channel Capacity, Channel Capacity of Binary Symmetric Channel, **(Section 2.5, 2.6 of Text 2)**

Binary Erasure Channel, Muroga's Theorem **(Section 2.27, 2.28 of Reference Book 4)**

L1, L2, L3

Module-4

Error Control Coding:
Introduction, Examples of Error control coding, methods of Controlling Errors, Types of Errors, types of Codes, Linear Block Codes: matrix description of Linear Block Codes, Error detection & Correction capabilities of Linear Block Codes, Single error correction Hamming code, Table lookup Decoding using Standard Array.

Binary Cyclic Codes: Algebraic Structure of Cyclic Codes, Encoding using an (n-k) Bit Shift register, Syndrome Calculation, Error Detection and Correction **(Sections 9.1, 9.2,9.3,9.3.1,9.3.2,9.3.3 of Text 1)** ,

L1, L2, L3

Module-5

Convolution Codes: Convolution Encoder, Time domain approach, Transform domain approach, Code Tree, Trellis and State Diagram, The Viterbi Algorithm) **(Section 8.5 – Articles 1, 2 and 3, 8.6- Article 1 of Text 2),**

L1, L2, L3

Course Outcomes: After studying this course, students will be able to:

1. Explain concept of Dependent & Independent Source, measure of information, Entropy, Rate of Information and Order of a source
2. Represent the information using Shannon Encoding, Shannon Fano, Prefix and Huffman Encoding Algorithms
3. Model the continuous and discrete communication channels using input, output and joint probabilities
4. Determine a codeword comprising of the check bits computed using Linear Block codes, cyclic codes & convolutional codes
5. Design the encoding and decoding circuits for Linear Block codes, cyclic codes, convolutional codes, BCH and Golay codes.

Question paper pattern:

- Examination will be conducted for 100 marks with question paper containing 10 full questions, each of 20 marks.
- Each full question can have a maximum of 4 sub questions.
- There will be 2 full questions from each module covering all the topics of the module.
- Students will have to answer 5 full questions, selecting one full question from each module.
- The total marks will be proportionally reduced to 60 marks as SEE marks is 60.

Text Book:

1. Digital and Analog Communication Systems, K. Sam Shanmugam, John Wiley India Pvt. Ltd, 1996.
2. Digital Communication, Simon Haykin, John Wiley India Pvt. Ltd, 2008.

Reference Books:

1. ITC and Cryptography, Ranjan Bose, TMH, II edition, 2007
2. Principles of Digital Communication, J. Das, S. K. Mullick, P. K. Chatterjee, Wiley, 1986 - Technology & Engineering
3. Digital Communications – Fundamentals and Applications, Bernard Sklar, Second Edition, Pearson Education, 2016, ISBN: 9780134724058.
4. Information Theory and Coding, HariBhat, Ganesh Rao, Cengage, 2017.
5. Error Correction Coding, Todd K Moon,Wiley Std. Edition, 2006

ELECTROMAGNETIC WAVES

Course Code	: **18EC55**	CIE Marks	: 40
Lecture Hours/Week	: 3	SEE Marks	: 60
Total Number of Lecture Hours	: 40 (8 Hrs / Module)	Exam Hours	: 03
	CREDITS – 03		

Course Learning Objectives: This course will enable students to:

- Study the different coordinate systems, Physical significance of Divergence, Curl and Gradient.
- Understand the applications of Coulomb's law and Gauss law to different charge distributions and the applications of Laplace's and Poisson's Equations to solve real time problems on capacitance of different charge distributions.
- Understand the physical significance of Biot-Savart's, Ampere's Law and Stokes' theorem for different current distributions.
- Infer the effects of magnetic forces, materials and inductance.
- Know the physical interpretation of Maxwell's equations and applications for Plane waves for their behavior in different media.
- Acquire knowledge of Poynting theorem and its application of power flow.

Module-1

Revision of Vector Calculus – **(Text 1: Chapter 1)**

Coulomb's Law, Electric Field Intensity and Flux density: Experimental law of Coulomb, Electric field intensity, Field due to continuous volume charge distribution, Field of a line charge, Field due to Sheet of charge, Electric flux density, Numerical Problems. **(Text: Chapter 2.1 to 2.5, 3.1)**

L1, L2, L3

Module -2

Gauss's law and Divergence: Gauss law, Application of Gauss law to point charge, line charge, Surface charge and volume charge, Point (differential) form of Gauss law, Divergence. Maxwell's First equation (Electrostatics), Vector Operator ∇ and divergence theorem, Numerical Problems (**Text: Chapter 3.2 to 3.7).**

Energy, Potential and Conductors: Energy expended or work done in moving a point charge in an electric field, The line integral, Definition of potential difference and potential, The potential field of point charge, Potential gradient, Numerical Problems **(Text: Chapter 4.1 to 4.4 and 4.6).** Current and Current density, Continuity of current. **(Text: Chapter 5.1, 5.2)**

L1, L2, L3

Module-3

Poisson's and Laplace's Equations: Derivation of Poisson's and Laplace's Equations, Uniqueness theorem, Examples of the solution of Laplace's equation, Numerical problems on Laplace equation **(Text: Chapter 7.1 to 7.3)**

Steady Magnetic Field: Biot-Savart Law, Ampere's circuital law, Curl, Stokes' theorem, Magnetic flux and magnetic flux density, Basic concepts Scalar and Vector Magnetic Potentials, Numerical problems. (**Text: Chapter 8.1 to 8.6)**

L1, L2, L3

Module -4

Magnetic Forces: Force on a moving charge, differential current elements, Force between differential current elements, Numerical problems **(Text: Chapter 9.1 to 9.3).**

Magnetic Materials: Magnetization and permeability, Magnetic boundary conditions, The magnetic circuit, Potential energy and forces on magnetic materials, Inductance and mutual reactance, Numerical problems **(Text: Chapter 9.6 to 9.7).**

Faraday' law of Electromagnetic Induction –Integral form and Point form, Numerical problems **(Text: Chapter 10.1)**

L1, L2, L3

Module -5

Maxwell's equations Continuity equation, Inconsistency of Ampere's law with continuity equation, displacement current, Conduction current, Derivation of Maxwell's equations in point form, and integral form, Maxwell's equations for different media, Numerical problems **(Text: Chapter 10.2 to 10.4)**

Uniform Plane Wave: Plane wave, Uniform plane wave, Derivation of plane wave equations from Maxwell's equations, Solution of wave equation for perfect dielectric, Relation between E and H, Wave propagation in free space, Solution of wave equation for sinusoidal excitation, wave propagation in any conducting media (γ, α, β, η) and good conductors, Skin effect or Depth of penetration, Poynting's theorem and wave power, Numerical problems. **(Text: Chapter 12.1 to 12.4)**

L1, L2, L3

Course Outcomes: After studying this course, students will be able to:

1. Evaluate problems on electrostatic force, electric field due to point, linear, volume charges by applying conventional methods and charge in a volume.
2. Apply Gauss law to evaluate Electric fields due to different charge distributions and Volume Charge distribution by using Divergence Theorem.

3. Determine potential and energy with respect to point charge and capacitance using Laplace equation and Apply Biot-Savart's and Ampere's laws for evaluating Magnetic field for different current configurations
4. Calculate magnetic force, potential energy and Magnetization with respect to magnetic materials and voltage induced in electric circuits.
5. Apply Maxwell's equations for time varying fields, EM waves in free space and conductors and Evaluate power associated with EM waves using Poynting theorem

Question paper pattern:

- Examination will be conducted for 100 marks with question paper containing 10 full questions, each of 20 marks.
- Each full question can have a maximum of 4 sub questions.
- There will be 2 full questions from each module covering all the topics of the module.
- Students will have to answer 5 full questions, selecting one full question from each module.
- The total marks will be proportionally reduced to 60 marks as SEE marks is 60.

Text Book:

1. W.H. Hayt and J.A. Buck, —Engineering Electromagnetics, 8th Edition, Tata McGraw-Hill, 2014, ISBN-978-93-392-0327-6.

Reference Books:

1. Elements of Electromagnetics – Matthew N.O., Sadiku, Oxford university press, 4th Edn.
2. Electromagnetic Waves and Radiating systems – E. C. Jordan and K.G. Balmain, PHI, 2nd Edn.
3. Electromagnetics- Joseph Edminister, Schaum Outline Series, McGraw Hill.
4. Fundamentals of Electromagnetics for Engineering - N. Narayana Rao, Pearson.

Verilog HDL

Course Code	: **18EC56**	CIE Marks	: 40
Lecture Hours/Week	: 03	SEE Marks	: 60
Total Number of Lecture Hours : 40 (08 Hrs/Module)		Exam Hours	: 03
CREDITS– 03			

Course Learning Objectives: This course will enable students to:

- Learn different Verilog HDL constructs.
- Familiarize the different levels of abstraction in Verilog.
- Understand Verilog Tasks, Functions and Directives.
- Understand timing and delay Simulation.
- Understand the concept of logic synthesis and its impact in verification

Module 1

Overview of Digital Design with Verilog HDL: Evolution of CAD, emergence of HDLs, typical HDL-flow, why Verilog HDL?, trends in HDLs.

Hierarchical Modeling Concepts: Top-down and bottom-up design methodology, differences between modules and module instances, parts of a simulation, design block, stimulus block. **L1,L2,L3**

Module 2

Basic Concepts: Lexical conventions, data types, system tasks, compiler directives.

Modules and Ports: Module definition, port declaration, connecting ports, hierarchical name referencing **L1,L2,L3**

Module 3

Gate-Level Modeling: Modeling using basic Verilog gate primitives, description of and/or and buf/not type gates, rise, fall and turn-off delays, min, max, and typical delays.

Dataflow Modeling: Continuous assignments, delay specification, expressions, operators, operands, operator types. **L1,L2,L3**

Module 4

Behavioral Modeling: Structured procedures, initial and always, blocking and non-blocking statements, delay control, generate statement, event control, conditional statements, Multiway branching, loops, sequential and parallel blocks.

Tasks and Functions: Differences between tasks and functions, declaration, invocation, automatic tasks and functions. **L1,L2,L3**

Module 5

Useful Modeling Techniques: Procedural continuous assignments, overriding parameters, conditional compilation and execution, useful system tasks.

Logic Synthesis with Verilog: Logic Synthesis, Impact of logic synthesis, Verilog HDL Synthesis, Synthesis design flow, Verification of Gate-Level Netlist**. (Chapter 14 till 14.5 of Text). L1,L2,L3**

Course Outcomes: At the end of this course, students will be able to

1. Write Verilog programs in gate, dataflow (RTL), behavioral and switch modeling levels of Abstraction.
2. Design and verify the functionality of digital circuit/system using test benches.
3. Identify the suitable Abstraction level for a particular digital design.
4. Write the programs more effectively using Verilog tasks, functions and directives.
5. Perform timing and delay Simulation and Interpret the various constructs in logic synthesis.

Question paper pattern:

- Examination will be conducted for 100 marks with question paper containing 10 full questions, each of 20 marks.
- Each full question can have a maximum of 4 sub questions.
- There will be 2 full questions from each module covering all the topics of the module.
- Students will have to answer 5 full questions, selecting one full question from each module.
- The total marks will be proportionally reduced to 60 marks as SEE marks is 60.

Text Book:

1. Samir Palnitkar, "**Verilog HDL: A Guide to Digital Design and Synthesis"**, Pearson Education, Second Edition.

Reference Books:

1. Donald E. Thomas, Philip R. Moorby, "The Verilog Hardware Description Language", Springer Science+Business Media, LLC, Fifth edition.
2. Michael D. Ciletti, "Advanced Digital Design with the Verilog HDL" Pearson (Prentice Hall), Second edition.
3. Padmanabhan, Tripura Sundari, "Design through Verilog HDL", Wiley, 2016 or earlier.

DIGITAL SIGNAL PROCESSING LABORATORY

Course Code : **18ECL57**	CIE Marks : 40	SEE Marks : 60
Lecture Hours/Week: 02 Hours Tutorial (Instructions) + 02 Hours Laboratory		
RBT Level : L1, L2, L3	Exam Hours : 03	
CREDITS – 02		

Course Learning Objectives: This course will enable students to

- Simulate discrete time signals and verification of sampling theorem.
- Compute the DFT for a discrete signal and verification of its properties using MATLAB.
- Find solution to the difference equations and computation of convolution and correlation along with the verification of properties.
- Compute and display the filtering operations and compare with the theoretical values.
- Implement the DSP computations on DSP hardware and verify the result.

Laboratory Experiments

Following Experiments to be done using MATLAB / SCILAB / OCTAVE or equivalent:

1. Verification of sampling theorem (use interpolation function).

2. Linear and circular convolution of two given sequences, Commutative, distributive and associative property of convolution.

3. Auto and cross correlation of two sequences and verification of their properties

4. Solving a given difference equation.

5. Computation of N point DFT of a given sequence and to plot magnitude and phase spectrum (using DFT equation and verify it by built-in routine).

6. (i) Verification of DFT properties (like Linearity and Parseval's theorem, etc.)
   (ii) DFT computation of square pulse and Sinc function etc.

7. Design and implementation of Low pass and High pass FIR filter to meet the desired specifications (using different window techniques) and test the filter with an audio file. Plot the spectrum of audio signal before and after filtering.

8. Design and implementation of a digital IIR filter (Low pass and High pass) to meet given specifications and test with an audio file. Plot the spectrum of audio signal before and after filtering.

Following Experiments to be done using DSP kit

9. Obtain the Linear convolution of two sequences.
10. Compute Circular convolution of two sequences.
11. Compute the N-point DFT of a given sequence.
12. Determine the Impulse response of first order and second order system.
13. Generation of sine wave and standard test signals

Course Outcomes:

On the completion of this laboratory course, the students will be able to:

1. Understand the concepts of analog to digital conversion of signals and frequency domain sampling of signals.
2. Model the discrete time signals and systems and verify its properties and results.
3. Implement discrete computations using DSP processor and verify the results.
4. Realize the digital filters using a simulation tool and analyze the response of the filter for an audio signal.
5. Write programs using Matlab / Scilab/Octave to illustrate DSP concepts.

Conduct of Practical Examination:

1. All laboratory experiments are to be included for practical examination.
2. Strictly follow the instructions as printed on the cover page of answer script for breakup of marks.
3. Change of experiment is allowed only once and Marks allotted to the procedure part to be made zero.

Reference Books:

1. Vinay K Ingle, John G Proakis, Digital Signal Processing using MATLAB, Fourth Edition, Cengage India Private Limited, 2017.

HDL LABORATORY

Course Code : **18ECL58**	CIE Marks : 40	SEE Marks : 60
Lecture Hours/Week: 02 Hours Tutorial (Instructions) + 02 Hours Laboratory		
RBT Level : L1, L2, L3	Exam Hours : 03	
CREDITS – 02		

Course Learning Objectives: This course will enable students to:

- Familiarize with the CAD tool to write HDL programs.
- Understand simulation and synthesis of digital design.
- Program FPGAs/CPLDs to synthesize the digital designs.
- Interface hardware to programmable ICs through I/O ports.
- Choose either Verilog or VHDL for a given Abstraction level.

Note: Programming can be done using any compiler. Download the programs on a FPGA/CPLD board and performance testing may be done using 32 channel pattern generator and logic analyzer apart from verification by simulation with tools such as Altera/Modelsim or equivalent.

PART A

1. Write Verilog program for the following combinational design along with test bench to verify the design:
   a. 2 to 4 decoder realization using NAND gates only (structural model)
   b. 8 to 3 encoder with priority and without priority (behavioural model)
   c. 8 to 1 multiplexer using case statement and if statements
   d. 4-bit binary to gray converter using 1-bit gray to binary converter 1-bit adder and subtractor
2. Model in Verilog for a full adder and add functionality to perform logical operations of XOR, XNOR, AND and OR gates. Write test bench with appropriate input patterns to verify the modeled behaviour.
3. Verilog 32-bit ALU shown in figure below and verify the functionality of ALU by selecting appropriate test patterns. The functionality of the ALU is presented in Table 1.
   a. Write test bench to verify the functionality of the ALU considering all possible input patterns
   b. The enable signal will set the output to required functions if enabled, if disabled all the outputs are set to tri-state
   c. The acknowledge signal is set high after every operation is complete

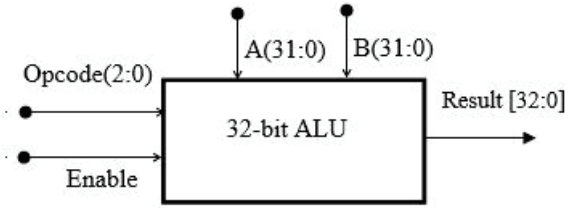

Figure 1 ALU top level block diagram

Table 1 ALU Functions

Opcode (2:0)	ALU Operation	Remarks	
000	A + B	Addition of two numbers	Both A and B are in two's complement format
001	A – B	Subtraction of two numbers	
010	A + 1	Increment Accumulator by 1	A is in two's complement format
011	A - 1	Decrement accumulator by 1	
100	A	True	Inputs can be in any format
101	A Complement	Complement	
110	A OR B	Logical OR	
111	A AND B	Logical AND	

4. Write Verilog code for SR, D and JK and verify the flip flop.
5. Write Verilog code for 4-bit BCD synchronous counter.
6. Write Verilog code for counter with given input clock and check whether it works as clock divider performing division of clock by 2, 4, 8 and 16. Verify the functionality of the code.

PART-B

Interfacing and Debugging (EDWinXP, PSpice, MultiSim, Proteus, CircuitLab or any other equivalent tool can be used)

1. Write a Verilog code to design a clock divider circuit that generates 1/2, 1/3rd and 1/4th clock from a given input clock. Port the design to FPGA and validate the functionality through oscilloscope.
2. Interface a DC motor to FPGA and write Verilog code to change its speed and direction.
3. Interface a Stepper motor to FPGA and write Verilog code to control the Stepper motor rotation which in turn may control a Robotic Arm. External switches to be used for different controls like rotate the Stepper motor (i) +N steps if Switch no.1 of a Dip switch is closed (ii) +N/2 steps if Switch no. 2 of a Dip switch is closed (iii) –N steps if Switch no. 3 of a Dip switch is closed etc.

4. Interface a DAC to FPGA and write Verilog code to generate Sine wave of frequency F KHz (eg. 200 KHz) frequency. Modify the code to down sample the frequency to F/2 KHz. Display the Original and Down sampled signals by connecting them to an oscilloscope.

5. Write Verilog code using FSM to simulate elevator operation.

6. Write Verilog code to convert an analog input of a sensor to digital form and to display the same on a suitable display like set of simple LEDs, 7-segment display digits or LCD display.

Course Outcomes: At the end of this course, students will be able to:

1. Write the Verilog/VHDL programs to simulate Combinational circuits in Dataflow, Behavioral and Gate level Abstractions.
2. Describe sequential circuits like flip flops and counters in Behavioral description and obtain simulation waveforms.
3. Use FPGA/CPLD kits for down loading Verilog codes and check output.
4. Synthesize Combinational and Sequential circuits on programmable ICs and test the hardware.
5. Interface the hardware to the programmable chips and obtain the required output

Conduct of Practical Examination:

- All laboratory experiments are to be included for practical examination.
- Students are allowed to pick one experiment from the lot.
- Strictly follow the instructions as printed on the cover page of answer script for breakup of marks.
- Change of experiment is allowed only once and Marks allotted to the procedure part to be made zero.

ENVIRONMENTAL STUDIES

Course Code	: 18CIV59	CIE Marks	: 40
Lecture Hours / Week (L:T:P)	: (1:0:0)	SEE Marks	: 60
Credits	: 01	Exam Hours	: 02

Module - 1

Ecosystems (Structure and Function): Forest, Desert, Wetlands, Riverine, Oceanic and Lake.

Biodiversity: Types, Value; Hot-spots; Threats and Conservation of biodiversity, Forest Wealth, and Deforestation.

Module - 2

Advances in Energy Systems (Merits, Demerits, Global Status and Applications)**:** Hydrogen, Solar, OTEC, Tidal and Wind.

Natural Resource Management (Concept and case-studies): Disaster Management, Sustainable Mining, Cloud Seeding, and Carbon Trading.

Module - 3

Environmental Pollution (Sources, Impacts, Corrective and Preventive measures, Relevant Environmental Acts, Case-studies)**:** Surface and Ground Water Pollution; Noise pollution; Soil Pollution and Air Pollution.

Waste Management & Public Health Aspects: Bio-medical Wastes; Solid waste; Hazardous wastes; E-wastes; Industrial and Municipal Sludge.

Module - 4

Global Environmental Concerns(Concept, policies and case-studies):Ground water depletion/recharging, Climate Change; Acid Rain; Ozone Depletion; Radon and Fluoride problem in drinking water; Resettlement and rehabilitation of people, Environmental Toxicology.

Module - 5

Latest Developments in Environmental Pollution Mitigation Tools (Concept and Applications): G.I.S. & Remote Sensing, Environment Impact Assessment, Environmental Management Systems, ISO14001; Environmental Stewardship- NGOs.

Field work: Visit to an Environmental Engineering Laboratory or Green Building or Water Treatment Plant or Waste water treatment Plant; ought to be Followed by understanding of process and its brief documentation.

Course outcomes: At the end of the course, students will be able to:

1. Understand the principles of ecology and environmental issues that apply to air, land, and water issues on a global scale.
2. Develop critical thinking and/or observation skills, and apply them to the analysis of a problem or question related to the environment.
3. Demonstrate ecology knowledge of a complex relationship between biotic and a biotic components.
4. Apply their ecological knowledge to illustrate and graph a problem and describe the realities that managers face when dealing with complex issues.
5. Relate to the latest Developments in Environmental Pollution Mitigation Tools.

Question paper pattern:

- The Question paper will have 100 objective questions.
- Each question will be for 01 marks
- Student will have to answer all the questions in an OMR Sheet.
- The Duration of Exam will be 2 hours.

Textbook/s

1. Environmental Studies, Benny Joseph, Tata McGraw – Hill., 2nd Edition, 2012
2. Environmental Studies, S M Prakash, Pristine Publishing House, Mangalore, 3rd Edition· 2018
3. Environmental Studies – From Crisis to Cure, R Rajagopalan, Oxford Publisher, 2005

Reference Books

1. Principles of Environmental Science and Engineering, Raman Sivakumar, Cengage learning, Singapur. 2nd Edition, 2005
2. Environmental Science – working with the Earth, G.Tyler Miller Jr., Thomson Brooks /Cole, 11th Edition, 2006
3. Text Book of Environmental and Ecology, Pratiba Sing, Anoop Singh & Piyush Malaviya, Acme Learning Pvt. Ltd. New Delhi, 1st Edition

SEMESTER – VI
DIGITAL COMMUNICATION

Course Code	: 18EC61	CIE Marks : 40
Lecture Hours/Week	: 03 + 2 (Tutorial)	SEE marks : 60
Total Number of Lecture Hours : 50 (10 Hrs / Module)		Exam Hours : 03
CREDITS : 04		

Course Learning Objectives: This course will enable students to:

- Understand the mathematical representation of signal, symbol, and noise.
- Understand the concept of signal processing of digital data and signal conversion to symbols at the transmitter and receiver.
- Compute performance metrics and parameters for symbol processing and recovery in ideal and corrupted channel conditions.
- Compute performance parameters and mitigate channel induced impediments in corrupted channel conditions.

Module-1

Bandpass Signal to Equivalent Low pass: Hilbert Transform, Pre-envelopes, Complex envelopes, Canonical representation of bandpass signals, Complex low pass representation of bandpass systems, Complex representation of band pass signals and systems **(Text 1: 2.8, 2.9, 2.10, 2.11, 2.12, 2.13).**

Line codes: Unipolar, Polar, Bipolar (AMI) and Manchester code and their power spectral densities **(Text 1: Ch 6.10).**
Overview of HDB3, B3ZS, B6ZS **(Ref. 1: 7.2)**

L1,L2,L3

Module-2

Signaling over AWGN Channels- Introduction, Geometric representation of signals, Gram-Schmidt Orthogonalization procedure, Conversion of the continuous AWGN channel into a vector channel, Optimum receivers using coherent detection: ML Decoding, Correlation receiver, matched filter receiver **(Text 1: 7.1, 7.2, 7.3, 7.4).**

L1,L2,L3

Module – 3

Digital Modulation Techniques: Phase shift Keying techniques using coherent detection: generation, detection and error probabilities of BPSK and QPSK, M–ary PSK, M–ary QAM **(Relevant topics in Text 1 of 7.6, 7.7).**

Frequency shift keying techniques using Coherent detection: BFSK generation, detection and error probability **(Relevant topics in Text 1 of 7.8).**
Non coherent orthogonal modulation techniques: BFSK, DPSK Symbol representation, Block diagrams treatment of Transmitter and Receiver, Probability of error (without derivation of probability of error equation) **(Text 1: 7.11, 7.12. 7.13).**

L1,L2,L3

Module-4

Communication through Band Limited Channels: Digital Transmission through Band limited channels: Digital PAM Transmission through Band limited Channels, Signal design for Band limited Channels: Design of band limited signals for zero ISI–The Nyquist Criterion (statement only), Design of band limited signals with controlled ISI-Partial Response signals, Probability of error for detection of Digital PAM: Probability of error for detection of Digital PAM with Zero ISI, Symbol–by–Symbol detection of data with controlled ISI **(Text 2: 9.1, 9.2, 9.3.1, 9.3.2).**
Channel Equalization: Linear Equalizers (ZFE, MMSE), **(Text 2: 9.4.2).**

L1,L2,L3

Module-5

Principles of Spread Spectrum: Spread Spectrum Communication Systems: Model of a Spread Spectrum Digital Communication System, Direct Sequence Spread Spectrum Systems, Effect of De-spreading on a narrowband Interference, Probability of error (statement only), Some applications of DS Spread Spectrum Signals, Generation of PN Sequences, Frequency Hopped Spread Spectrum, CDMA based on IS-95 **(Text 2: 11.3.1, 11.3.2, 11.3.3, 11.3.4, 11.3.5, 11.4.2).**

L1,L2,L3

Course Outcomes: At the end of the course, the students will be able to:

1. Associate and apply the concepts of Bandpass sampling to well specified signals and channels.
2. Analyze and compute performance parameters and transfer rates for low pass and bandpass symbol under ideal and corrupted non band limited channels.
3. Test and validate symbol processing and performance parameters at the receiver under ideal and corrupted bandlimited channels.

4. Demonstrate that bandpass signals subjected to corruption and distortion in a bandlimited channel can be processed at the receiver to meet specified performance criteria.
5. Understand the principles of spread spectrum communications.

Question paper pattern:

- Examination will be conducted for 100 marks with question paper containing 10 full questions, each of 20 marks.
- Each full question can have a maximum of 4 sub questions.
- There will be 2 full questions from each module covering all the topics of the module.
- Students will have to answer 5 full questions, selecting one full question from each module.
- The total marks will be proportionally reduced to 60 marks as SEE marks is 60.

Text Books:

1. Simon Haykin, "Digital Communication Systems", John Wiley & sons, First Edition, 2014, ISBN 978-0-471-64735-5.
2. John G Proakis and Masoud Salehi, "Fundamentals of Communication Systems", 2014 Edition, Pearson Education, ISBN 978-8-131-70573-5.

Reference Books:

1. B.P.Lathi and Zhi Ding, "Modern Digital and Analog communication Systems", Oxford University Press, 4th Edition, 2010, ISBN: 978-0-198-07380-2.
2. Ian A Glover and Peter M Grant, "Digital Communications", Pearson Education, Third Edition, 2010, ISBN 978-0-273-71830-7.
3. Bernard Sklar and Ray, "Digital Communications - Fundamentals and Applications", Pearson Education, Third Edition, 2014, ISBN: 978-81-317-2092-9.

EMBEDDED SYSTEMS

Course Code	: 18EC62	CIE Marks : 40
Lecture Hours/Week	: 03 + 2 (Tutorial)	SEE marks : 60
Total Number of Lecture Hours : 50 (10 Hrs / Module)		Exam Hours : 03
CREDITS : 04		

Course Learning Objectives: This course will enable students to:

- Explain the architectural features and instructions of 32 bit microcontroller -ARM Cortex M3.
- Develop Programs using the various instructions of ARM Cortex M3 and C language for different applications.
- Understand the basic hardware components and their selection method based on the characteristics and attributes of an embedded system.
- Develop the hardware software co-design and firmware design approaches.
- Explain the need of real time operating system for embedded system applications.

Module 1

ARM-32 bit Microcontroller: Thumb-2 technology and applications of ARM, Architecture of ARM Cortex M3, Various Units in the architecture, Debugging support, General Purpose Registers, Special Registers, exceptions, interrupts, stack operation, reset sequence **(Text 1: Ch-1, 2, 3)**

L1,L2

Module 2

ARM Cortex M3 Instruction Sets and Programming: Assembly basics, Instruction list and description, Thumb and ARM instructions, Special instructions, Useful instructions, CMSIS, Assembly and C language Programming **(Text 1: Ch-4, Ch-10.1 to 10.6)**

L1,L2,L3

Module 3

Embedded System Components: Embedded Vs General computing system, Classification of Embedded systems, Major applications and purpose of ES. Elements of an Embedded System (Block diagram and explanation), Differences between RISC and CISC, Harvard and Princeton, Big and Little Endian formats, Memory (ROM and RAM types), Sensors, Actuators, Optocoupler, Communication Interfaces (I2C, SPI, IrDA, Bluetooth, Wi-Fi, Zigbee only)

(Text 2: All the Topics from Ch-1 and Ch-2 (Fig and explanation before 2.1) 2.1.1.6 to 2.1.1.8, 2.2 to 2.2.2.3, 2.3 to 2.3.2, 2.3.3.3, selected topics of 2.4.1 and 2.4.2 only).

L1, L2

Module 4

Embedded System Design Concepts: Characteristics and Quality Attributes of Embedded Systems, Operational and non-operational quality attributes, Embedded Systems-Application and Domain specific, Hardware Software Co-Design and Program Modeling (excluding UML), Embedded firmware design and development (excluding C language). **Text 2: Ch-3, Ch-4 (4.1, 4.2.1 and 4.2.2 only), Ch-7 (Sections 7.1, 7.2 only), Ch-9 (Sections 9.1, 9.2, 9.3.1, 9.3.2 only)**

L1,L2,L3

Module 5

RTOS and IDE for Embedded System Design: Operating System basics, Types of operating systems, Task, process and threads (Only POSIX Threads with an example program), Thread preemption, Preemptive Task scheduling techniques, Task Communication, Task synchronization issues – Racing and Deadlock, Concept of Binary and counting semaphores (Mutex example without any program), How to choose an RTOS, Integration and testing of Embedded hardware and firmware, Embedded system Development Environment – Block diagram (excluding Keil), Disassembler/decompiler, simulator, emulator and debugging techniques **(Text 2: Ch-10 (Sections 10.1, 10.2, 10.3, 10.5.2 , 10.7, 10.8.1.1, 10.8.1.2, 10.8.2.2, 10.10 only), Ch-12, Ch-13 (a block diagram before 13.1, 13.3, 13.4, 13.5, 13.6 only)**

L1,L2,L3

Course Outcomes: After studying this course, students will be able to:

1. Describe the architectural features and instructions of 32 bit microcontroller ARM Cortex M3.
2. Apply the knowledge gained for Programming ARM Cortex M3 for different applications.
3. Understand the basic hardware components and their selection method based on the characteristics and attributes of an embedded system.
4. Develop the hardware software co-design and firmware design approaches.
5. Explain the need of real time operating system for embedded system applications.

Question paper pattern:

- Examination will be conducted for 100 marks with question paper containing 10 full questions, each of 20 marks.
- Each full question can have a maximum of 4 sub questions.
- There will be 2 full questions from each module covering all the topics of the module.
- Students will have to answer 5 full questions, selecting one full question from each module.
- The total marks will be proportionally reduced to 60 marks as SEE marks is 60.

Text Books:

1. Joseph Yiu, "The Definitive Guide to the ARM Cortex-M3", 2nd Edition, Newnes, (Elsevier), 2010.
2. Shibu K V, "Introduction to Embedded Systems", Tata McGraw Hill Education Private Limited, 2nd Edition.

Reference Books:

1. James K. Peckol, "Embedded systems- A contemporary design tool", John Wiley, 2008, ISBN: 978-0-471-72180-2.
2. Yifeng Zhu, "Embedded Systems with Arm Cortex-M Microcontrollers in Assembly Language and C", 2nd Ed. Man Press LLC ©2015 ISBN: 0982692633 9780982692639.
3. K.V. K. K Prasad, Embedded Real Time Systems, Dreamtech publications, 2003.
4. Rajkamal, Embedded Systems, 2nd Edition, McGraw hill Publications, 2010.

MICROWAVE and ANTENNAS

Course Code	: **18EC63**	CIE Marks : 40
Lecture Hours/Week	: 03 + 2 (Tutorial)	SEE marks : 60
Total Number of Lecture Hours : 50 (10 Hrs / Module)		Exam Hours : 03
CREDITS : 04		

Course Learning Objectives: This course will enable students to:

- Describe the microwave properties and its transmission media
- Describe microwave devices for several applications
- Understand the basics of antenna theory
- Select antennas for specific applications

Module 1

Microwave Tubes: Introduction, Reflex Klystron Oscillator, Mechanism of Oscillations, Modes of Oscillations, Mode Curve (Qualitative Analysis only). **(Text 1: 9.1, 9.2.1)**

Microwave Transmission Lines: Microwave Frequencies, Microwave devices, Microwave Systems, Transmission Line equations and solutions, Reflection Coefficient and Transmission Coefficient, Standing Wave and Standing Wave Ratio, Smith Chart, Single Stub matching.
(Text 2: 0.1, 0.2, 0.3, 3.1, 3.2, 3.3, 3.5, 3.6 Except Double stub matching)
L1,L2

Module 2

Microwave Network theory: Introduction**,** Symmetrical Z and Y-Parameters for reciprocal Networks, S matrix representation of Multi-Port Networks. **(Text1: 6.1, 6.2, 6.3)**

Microwave Passive Devices: Coaxial Connectors and Adapters, Attenuators, Phase Shifters, Waveguide Tees, Magic tees.
(Text 1: 6.4.2,6.4.14, 6.4.15, 6.4.16) **L1,L2**

Module 3

Strip Lines: Introduction, Micro Strip lines, Parallel Strip lines, Coplanar Strip lines, Shielded Strip Lines**. (Text 2: 11.1, 11.2, 11.3, 11.4)**

Antenna Basics: Introduction, Basic Antenna Parameters, Patterns, Beam Area, Radiation Intensity, Beam Efficiency, Directivity and Gain, Antenna Apertures, Effective Height, Radio Communication Link, Antenna Field Zones. **(Text 3: 2.1 - 2.7, 2.9 – 2.11, 2.13)** **L1,L2,L3**

Module 4

Point Sources and Arrays: Introduction, Point Sources, Power Patterns, Power Theorem, Radiation Intensity, Arrays of two isotropic point sources, Linear Arrays of n Isotropic Point Sources of equal Amplitude and Spacing.
(Text 3: 5.1 – 5.6, 5.9, 5.13)

Electric Dipoles: Introduction, Short Electric Dipole, Fields of a Short Dipole, Radiation Resistance of a Short Electric Dipole, Thin Linear Antenna (Field Analyses)
(Text 3: 6.1 - 6.5)

L1,L2,L3,L4

Module 5

Loop and Horn Antenna: Introduction, Small loop, The Loop Antenna General Case, The Loop Antenna as a special case, Radiation resistance of loops, Directivity of Circular Loop Antennas with uniform current, Horn antennas Rectangular Horn Antennas.
(Text 3: 7.1, 7.2, 7.4, 7.6, 7.7, 7.8, 7.19, 7.20)

Antenna Types: The Helix geometry, Helix modes, Practical Design considerations for the mono-filar axial mode Helical Antenna, Yagi-Uda array, Parabolic reflector
(Text 3: 8.3, 8.4, 8.5, 8.8, 9.5)

L1,L2,L3

Course outcomes: At the end of the course students will be able to:

1. Describe the use and advantages of microwave transmission
2. Analyze various parameters related to microwave transmission lines and waveguides
3. Identify microwave devices for several applications
4. Analyze various antenna parameters necessary for building a RF system
5. Recommend various antenna configurations according to the applications.

Question paper pattern:

- Examination will be conducted for 100 marks with question paper containing 10 full questions, each of 20 marks.
- Each full question can have a maximum of 4 sub questions.
- There will be 2 full questions from each module covering all the topics of the module.
- Students will have to answer 5 full questions, selecting one full question from each module.
- The total marks will be proportionally reduced to 60 marks as SEE marks is 60.

Text Books:

1. **Microwave Engineering** – Annapurna Das, Sisir K Das, TMH, Publication, 2nd, 2010.
2. **Microwave Devices and circuits**- Samuel Y Liao, Pearson Education
3. **Antennas and Wave Propagation**- John D. Krauss, Ronald J Marhefka, Ahmad S Khan, 4th Edition, McGraw Hill Education, 2013

Reference Books:

1. **Microwave Engineering** - David M Pozar, John Wiley India Pvt. Ltd., 3rd Edn, 2008.
2. **Microwave Engineering** – Sushrut Das, Oxford Higher Education, 2nd Edn, 2015
3. **Antennas and Wave Propagation** – Harish and Sachidananda: Oxford University Press, 2007

OPERATING SYSTEM

Course Code	: 18EC641	CIE Marks	: 40
Lecture Hours/Week	: 03	SEE Marks	: 60
Total Number of Lecture Hours	: 40 (08 Hrs/module)	Exam Hours	: 03
CREDITS – 03			

Course Learning Objectives: This course will enable students to:

- Understand the services provided by an operating system.
- Explain how processes are synchronized and scheduled.
- Understand different approaches of memory management and virtual memory management.
- Describe the structure and organization of the file system
- Understand interprocess communication and deadlock situations.

Module-1

Introduction to Operating Systems

OS, Goals of an OS, Operation of an OS, Computational Structures, Resource allocation techniques, Efficiency, System Performance and User Convenience, Classes operating System, Batch processing, Multi programming, Time Sharing Systems, Real Time and distributed Operating Systems

(Topics from Sections 1.2, 1.3, 2.2 to 2.8 of Text).

L1,L2

Module-2

Process Management: OS View of Processes, PCB, Fundamental State Transitions of a process, Threads, Kernel and User level Threads, Non-preemptive scheduling- FCFS and SRN, Preemptive Scheduling- RR and LCN, Scheduling in Unix and Scheduling in Linux

(Topics from Sections 3.3, 3.3.1 to 3.3.4, 3.4, 3.4.1, 3.4.2 , Selected scheduling topics from 4.2 and 4.3 , 4.6, 4.7 of Text).

L1,L2,L3

Module – 3

Memory Management: Contiguous Memory allocation, Non-Contiguos Memory Allocation, Paging, Segmentation, Segmentation with paging, Virtual Memory Management, Demand Paging, VM handler, FIFO, LRU page replacement policies, Virtual memory in Unix and Linux

(Topics from Sections 5.5 to 5.9, 6.1 to 6.3 except Optimal policy and 6.3.1, 6.7,6.8 of Text).

L1,L2,L3

Module-4

File Systems: File systems and IOCS, File Operations, File Organizations, Directory structures, File Protection, Interface between File system and IOCS, Allocation of disk space, Implementing file access

(Topics from Sections 7.1 to 7.8 of Text). L1,L2

Module-5

Message Passing and Deadlocks: Overview of Message Passing, Implementing message passing, Mailboxes, Deadlocks, Deadlocks in resource allocation, Handling deadlocks, Deadlock detection algorithm, Deadlock Prevention

(Topics from Sections 10.1 to 10.3, 11.1 to 11.5 of Text). L1,L2

Course Outcomes: At the end of the course, the students will be able to:

1. Explain the goals, structure, operation and types of operating systems.
2. Apply scheduling techniques to find performance factors.
3. Explain organization of file systems and IOCS.
4. Apply suitable techniques for contiguous and non-contiguous memory allocation.
5. Describe message passing, deadlock detection and prevention methods.

Question paper pattern:

- Examination will be conducted for 100 marks with question paper containing 10 full questions, each of 20 marks.
- Each full question can have a maximum of 4 sub questions.
- There will be 2 full questions from each module covering all the topics of the module.
- Students will have to answer 5 full questions, selecting one full question from each module.
- The total marks will be proportionally reduced to 60 marks as SEE marks is 60.

Text Book:

Operating Systems – A Concept based Approach, by Dhamdhere, TMH, 2nd edition.

Reference Books:

1. Operating Systems Concepts, Silberschatz and Galvin, John Wiley India Pvt. Ltd, 5th edition,2001.
2. Operating System–Internals and Design System, William Stalling, Pearson Education, 4th ed, 2006.
3. Operating Systems - Design and Implementation, Tanenbaum, TMH, 2001.

ARITIFICAL NEURAL NETWORKS

Course Code	: 18EC642	CIE Marks	: 40
Lecture Hours/Week	: 03	SEE Marks	: 60
Total Number of Lecture Hours	: 40 (08 Hrs/module)	Exam Hours	: 03
	CREDITS – 03		

Course Learning Objectives: This course will enable students to:

- Understand the basics of ANN and comparison with Human brain.
- Acquire knowledge on Generalization and function approximation of various ANN architectures.
- Understand reinforcement learning using neural networks
- Acquire knowledge of unsupervised learning using neural networks.

Module-1

Introduction: Biological Neuron – Artificial Neural Model - Types of activation functions – **Architecture**: Feedforward and Feedback, Convex Sets, Convex Hull and Linear Separability, Non-Linear Separable Problem. XOR Problem, Multilayer Networks.

Learning: Learning Algorithms, Error correction and Gradient Descent Rules, Learning objective of TLNs, Perceptron Learning Algorithm, Perceptron Convergence Theorem.

L1, L2

Module-2

Supervised Learning: Perceptron learning and Non Separable sets, α-Least Mean Square Learning, MSE Error surface, Steepest Descent Search, μ-LMS approximate to gradient descent, Application of LMS to Noise Cancelling, Multi-layered Network Architecture, Back propagation Learning Algorithm, Practical consideration of BP algorithm.

L1,L2,L3

Module-3

Support Vector Machines and Radial Basis Function: Learning from Examples, Statistical Learning Theory, Support Vector Machines, SVM application to Image Classification, Radial Basis Function Regularization theory, Generalized RBF Networks, Learning in RBFNs, RBF application to face recognition.

L1,L2, L3

Module-4

Attractor Neural Networks: Associative Learning Attractor Associative Memory, Linear Associative memory, Hopfield Network, application of Hopfield Network, Brain State in a Box neural Network, Simulated Annealing, Boltzmann Machine, Bidirectional Associative Memory.

L1,L2, L3

Module-5

Self-organization Feature Map: Maximal Eigenvector Filtering, Extracting Principal Components, Generalized Learning Laws, Vector Quantization, Self-organization Feature Maps, Application of SOM, Growing Neural Gas.

L1,L2, L3

Course Outcomes: At the end of the course, students will be able to:

1. Understand the role of neural networks in engineering, artificial intelligence, and cognitive modelling.
2. Understand the concepts and techniques of neural networks through the study of important neural network models.
3. Evaluate whether neural networks are appropriate to a particular application.
4. Apply neural networks to particular application.
5. Analyze the steps needed to improve performance of the selected neural network.

Question paper pattern:

- Examination will be conducted for 100 marks with question paper containing 10 full questions, each of 20 marks.
- Each full question can have a maximum of 4 sub questions.
- There will be 2 full questions from each module covering all the topics of the module.
- Students will have to answer 5 full questions, selecting one full question from each module.
- The total marks will be proportionally reduced to 60 marks as SEE marks is 60.

Text Book:

1. **Neural Networks A Classroom Approach**– Satish Kumar, McGraw Hill Education (India) Pvt. Ltd, Second Edition.

Reference Books:

1. **Introduction to Artificial Neural Systems-**J.M. Zurada, Jaico Publications 1994.
2. **Artificial Neural Networks-**B. Yegnanarayana, PHI, New Delhi 1998.

DATA STRUCTURES USING C++

Course Code	: 18EC643	CIE Marks	: 40
Lecture Hours/Week	: 03	SEE Marks	: 60
Total Number of Lecture Hours	: 40 (08 Hrs/module)	Exam Hours	: 03
CREDITS – 03			

Course Learning Objectives: This course will enable students to

- Solve the problems using object oriented approach
- Explain fundamentals of data structures and their applications essential for programming/problem solving
- Analyze Linear Data Structures: Stack, Queues, Lists
- Analyze Non Linear Data Structures: Trees
- Assess appropriate data structure during program development/Problem Solving

Module -1

INTRODUCTION: C++ and its features, Data types, Variables, Operators, Expressions, Control structures, classes and Objects, Functions and parameters, function overloading, Recursion, Constructors, Destructors and Operator overloading, Inheritance, Polymorphism, Programming examples.

L1, L2

Module -2

ARRAYS AND MATRICES: Arrays, Matrices, Special matrices, Sparse matrices.
POINTERS: Pointers, Dynamic memory allocation
LINEAR LISTS: Data objects and structures, Introduction to Linear and Non Linear data structures, Linear list data structures, Array Representation, Vector Representation, Singly Linked lists and chains.

L1, L2

Module -3

STACKS: The abstract data types, Array Representation, Linked Representation, Applications – Parsing and Evaluation of arithmetic expressions, Parenthesis Matching & Towers of Hanoi.

L1, L2, L3

Module -4

QUEUES: The abstract data types, Array Representation, Linked Representation, Applications-Railroad car arrangement, Priority Queues
HASHING: Dictionaries, Linear representation, Hash table representation.

L1, L2, L3

Module -5

TREES: Binary trees, Properties and representation of binary trees, Common binary tree operations, Binary tree traversal the ADT binary tree, ADT binary tree and the class linked binary tree. Binary search trees operations and implementation. Heaps, Applications-Heap Sorting

L1, L2, L3

Course Outcomes: After studying this course, students will be able to:

1. Relate to Dynamic memory allocation, Various types of data structures, operations and algorithms and Sparse matrices and Hashing
2. Apply object-oriented approach to solve problems
3. Understand non-Linear data structures trees and their applications
4. Design appropriate data structures for solving computing problems
5. Analyze the operations of Linear Data structures: Stack, Queue and Linked List and their applications

Text Book:

1. Data structures, Algorithms, and applications in C++, Sartaj Sahni, Universities Press, 2nd Edition, 2005.

Reference Books:

2. Object Oriented Programming with C++, E.Balaguruswamy, TMH, 6th Edition, 2013.

DIGITAL SYSTEM DESIGN USING VERILOG

Course Code	: 18EC644	CIE Marks	: 40
Lecture Hours/Week	: 03	SEE Marks	: 60
Total Number of Lecture Hours	: 40 (08 Hrs/module)	Exam Hours	: 03
	CREDITS – 03		

Course Learning Objectives: This course will enable students to

- Understand the concepts of Verilog Language.
- Design the digital systems as an activity in a larger systems design context.
- Study the design and operation of semiconductor memories frequently used in application specific digital system.
- Inspect how effectively ICs are embedded in package and assembled in PCBs for different application.
- Design and diagnosis of processors and I/O controllers used in embedded systems.

Module -1

Introduction and Methodology:
Digital Systems and Embedded Systems, Real-World Circuits, Models, Design Methodology **(1.1, 1.3 to 1.5 of Text).**
Combinational Basics: Combinational Components and Circuits, Verification of Combinational Circuits **(2.3 and 2.4 of Text**).
Number Basics: Unsigned integers, Signed Integers, Fixed point Numbers, Floating point Numbers **(3.1.1, 3.2.1, 3.3.1 and 3.4).**
Sequential Basics: Sequential Datapaths and Control Clocked Synchronous Timing Methodology
(4.3 up to 4.3.1, 4.4 up to 4.4.1 of Text). L1,L2, L3

Module -2

Memories: Concepts, Memory Types, Error Detection and Correction
(Chap 5 of Text). L1,L2, L3

Module -3

Implementation Fabrics: Integrated Circuits, Programmable Logic Devices, Packaging and Circuit boards, Interconnection and Signal integrity
(Chap 6 of Text). L1,L2, L3

Module -4

I/O interfacing: I/O devices, I/O controllers, Parallel Buses, Serial Transmission, I/O software
(Chap 8 of Text). L1,L2, L3

Module -5

Design Methodology: Design flow, Design optimization, Design for test, Nontechnical Issues

(Chap 10 of Text). L1,L2, L3, L4

Course outcomes: After studying this course, students will be able to:

1. Construct the combinational circuits, using discrete gates and programmable logic devices.
2. Describe how arithmetic operations can be performed for each kind of code, and also combinational circuits that implement arithmetic operations.
3. Design a semiconductor memory for specific chip design.
4. Design embedded systems using small microcontrollers, larger CPUs/ DSPs, or hard or soft processor cores.
5. Synthesize different types of I/O controllers that are used in embedded system.

Question paper pattern:

- Examination will be conducted for 100 marks with question paper containing 10 full questions, each of 20 marks.
- Each full question can have a maximum of 4 sub questions.
- There will be 2 full questions from each module covering all the topics of the module.
- Students will have to answer 5 full questions, selecting one full question from each module.
- The total marks will be proportionally reduced to 60 marks as SEE marks is 60

.

Text Book:

- Peter J. Ashenden, "Digital Design: An Embedded Systems Approach Using VERILOG", Elesvier, 2010.

Reference Books:

1. Ming-Bo Lin, "Digital System Designs and Practices: Using Verilog HDL and FPGAs", Wiley, 2008
2. Charles Roth, Lizy K. John, Byeong Kil Lee, "Digital Systems Design Using Verilog", Cengage, 1st Edition.
3. Donald E. Thomas, Philip R. Moorby, "The Verilog Hardware Description Language", Springer, Fifth edition.
4. Michael D. Ciletti, "Advanced Digital Design with the Verilog HDL" Pearson (Prentice Hall), Second edition.

NANOELECTRONICS

Course Code	: 18EC645	CIE Marks	: 40
Lecture Hours/Week	: 03	SEE Marks	: 60
Total Number of Lecture Hours	: 40 (08 Hrs/module)	Exam Hours	: 03
CREDITS – 03			

Course Learning Objectives: This course will enable students to:

- Enhance basic engineering science and technical knowledge of Nanoelectronics.
- Explain basics of top-down and bottom-up fabrication process, devices and systems.
- Describe technologies involved in modern day electronic devices.
- Know various nanostructures of carbon and the nature of the carbon bond itself.
- Learn the photo physical properties of sensor used in generating a signal.

Module-1

Introduction: Overview of nanoscience and engineering. Development milestones in microfabrication and electronic industry. Moore's law and continued miniaturization, Classification of Nanostructures, Electronic properties of atoms and solids: Isolated atom, Bonding between atoms, Giant molecular solids, Free electron models and energy bands, crystalline solids, Periodicity of crystal lattices, Electronic conduction, effects of nanometerlength scale, Fabrication methods: Top down processes, Bottom up processes methods for templating the growth of nanomaterials, ordering of nanosystems **(Text 1).** **L1, L2**

Module-2

Characterization: Classification, Microscopic techniques, Field ion microscopy,scanning probe techniques, diffraction techniques: bulk and surface diffraction techniques **(Text 1).**

Inorganic semiconductor nanostructures: overview of semiconductor physics. Quantum confinement in semiconductor nanostructures: quantum wells, quantum wires, quantum dots, super-lattices, band offsets, electronic density of states **(Text 1).** **L1, L2**

Module-3

Fabrication techniques: requirements of ideal semiconductor, epitaxial growth of quantum wells, lithography and etching, cleaved-edge over growth, growth

of vicinal substrates, strain induced dots and wires, electrostatically induced dots and wires, Quantum well width fluctuations, thermally annealed quantum wells, semiconductor nanocrystals, collidal quantum dots, self-assembly techniques.**(Text 1).**

Physical processes: modulation doping, quantum hall effect, resonant tunneling, charging effects, ballistic carrier transport, Inter band absorption, intraband absorption, Light emission processes, phonon bottleneck, quantum confined stark effect, nonlinear effects, coherence and dephasing, characterization of semiconductor nanostructures: optical electrical and structural

(Text 1). **L1, L2**

Module-4

Carbon Nanostructures: Carbon molecules, Carbon Clusters, Carbon Nanotubes, application of Carbon Nanotubes.

(Text 2) **L1, L2**

Module-5

Nanosensors: Introduction, What is Sensor and Nanosensors?, What makes them Possible?, Order From Chaos, Characterization, Perception, NanosensorsBased On Quantum Size Effects, Electrochemical Sensors, Sensors Based On Physical Properties, Nanobiosensors, Smart dust Sensor for the future. **(Text 3)**

Applications: Injection lasers, quantum cascade lasers, single-photon sources, biological tagging, optical memories, coulomb blockade devices, photonic structures, QWIP's, NEMS, MEMS

(Text 1). **L1, L2**

Course Outcomes: After studying this course, students will be able to:

1. Construct the combinational circuits, using discrete gates and programmable logic devices.
2. Describe how arithmetic operations can be performed for each kind of code, and also combinational circuits that implement arithmetic operations.
3. Design a semiconductor memory for specific chip design.
4. Design embedded systems using small microcontrollers, larger CPUs/DSPs, or hard or soft processor cores.
5. Synthesize different types of I/O controllers that are used in embedded system.

Question paper pattern:

- Examination will be conducted for 100 marks with question paper containing 10 full questions, each of 20 marks.
- Each full question can have a maximum of 4 sub questions.
- There will be 2 full questions from each module covering all the topics of the module.
- Students will have to answer 5 full questions, selecting one full question from each module.
- The total marks will be proportionally reduced to 60 marks as SEE marks is 60.

Text Books:

1. Edited by Robert Kelsall, Ian Hamley and Mark Geoghegan, "Nanoscale Science and Technology", John Wiley, 2007.
2. Charles P Poole, Jr, Frank J Owens, "Introduction to Nanotechnology", John Wiley, Copyright 2006, Reprint 2011.
3. T Pradeep, "Nano: The essentials-Understanding Nanoscience and Nanotechnology", TMH.

Reference Book:

1. Edited by William A Goddard III, Donald W Brenner, Sergey E. Lyshevski and Gerald J Iafrate, "Hand Book of Nanoscience Engineering and Technology", CRC press, 2003.

PYTHON APPLICATION PROGRAMMING

Course Code	: 18EC646	CIE Marks	: 40
Lecture Hours/Week	: 03	SEE Marks	: 60
Total Number of Lecture Hours	: 40(08 Hrs/module)	Exam Hours	: 03
CREDITS – 03			

Course Learning Objectives: This course will enable students to

- Learn Syntax and Semantics and create Functions in Python.
- Handle Strings and Files in Python.
- Understand Lists, Dictionaries and Regular expressions in Python.
- Implement Object Oriented Programming concepts in Python
- Build Web Services, Network and Database Programs in Python.

Module – 1

Why should you learn to write programs, Variables, expressions and statements, Conditional execution, Functions,

L1, L2, L3

Module – 2

Iteration, Strings, Files,

L1, L2, L3

Module – 3

Lists, Dictionaries, Tuples, Regular Expressions,

L1, L2, L3

Module – 4

Classes and objects, Classes and functions, Classes and methods,

L1, L2, L3

Module – 5

Networked programs, Using Web Services, Using databases and SQL,

L1, L2, L3

Course outcomes: The students will be able to:

1. Examine Python syntax and semantics and be fluent in the use of Python flow control and functions.
2. Demonstrate proficiency in handling Strings and File Systems.
3. Create, run and manipulate Python Programs using core data structures like Lists, Dictionaries and use Regular Expressions.
4. Interpret the concepts of Object-Oriented Programming as used in Python.
5. Implement exemplary applications related to Network Programming, Web Services and Databases in Python.

Question paper pattern:

- The question paper will have TEN questions.
- There will be TWO questions from each module.
- Each question will have questions covering all the topics under a module.
- The students will have to answer FIVE full questions, selecting ONE full question from each module.

Text Books:

1. Charles R. Severance, "Python for Everybody: Exploring Data Using Python 3", 1st Edition, Create Space Independent Publishing Platform, 2016 (Chapters 1 – 13, 15).
2. Allen B. Downey, "Think Python: How to Think Like a Computer Scientist", 2nd Edition, Green Tea Press, 2015 (Chapters 15,16,17)

References:

1. Mark Lutz, "Programming Python", 4th Edition, O'Reilly Media, 2011.ISBN-13:978-9350232873.
2. Wesley J Chun, "Core Python Applications Programming", 3rd Edition, Pearson Education India, 2015. ISBN-13: 978-9332555365.
3. Reema Thareja, "Python Programming using problem solving approach", Oxford university press, 2017

SIGNAL PROCESSING

Course Code	: 18EC651	CIE Marks	: 40
Lecture Hours/Week	: 03	SEE Marks	: 60
Total Number of Lecture Hours	: 40 (08 Hrs/module)	Exam Hours	: 03
CREDITS – 03			

Course objective: This course will enable students to:

- Understand, represent and classify continuous time and discrete time signals and systems, together with the representation of LTI systems.
- Ability to represent continuous time signals (both periodic and non-periodic) in the time domain, s-domain and the frequency domain
- Understand the properties of analog filters, and have the ability to design Butterworth filters
- Understand and apply sampling theorem and convert a signal from continuous time to discrete time or from discrete time to continuous time (without loss of information)
- Able to represent the discrete time signal in the frequency domain
- Able to design FIR and IIR filters to meet given specifications

Module-1

Signal Definition, Signal Classification, System definition, System classification, for both continuous time and discrete time. Definition of LTI systems

(Chapter 1) **L1, L2**

Module-2

Introduction to Fourier Transform, Fourier Series, Relating the Laplace Transform to Fourier Transform, Frequency response of continuous time systems,

(Chapter 3) **L1, L2**

Module-3

Frequency response of ideal analog filters, Salient features of Butterworth filters Design and implementation of Analog Butterworth filters to meet given specifications

(Chapter 8) **L1,L2, L3**

Module-4

Sampling Theorem- Statement and proof, converting the analog signal to a digital signal. Practical sampling. The Discrete Fourier Transform, Properties of DFT. Comparing the frequency response of analog and digital systems. (FFT not included)

(Chapter 3, 4) **L1,L2, L3**

Module-5

Definition of FIR and IIR filters. Frequency response of ideal digital filters Transforming the Analog Butterworth filter to the Digital IIR Filter using suitable mapping techniques, to meet given specifications. Design of FIR Filters using the Window technique, and the frequency sampling technique to meet given specifications Comparing the designed filter with the desired filter frequency response

(Chapter 8) **L1,L2,L3**

Course Outcomes: After studying this course, students will be able to:

1. Understand and explain continuous time and discrete time signals and systems, in time and frequency domain
2. Apply the concepts of signals and systems to obtain the desired parameter/ representation
3. Analyse the given system and classify the system/arrive at a suitable conclusion
4. Design analog/digital filters to meet given specifications
5. Design and implement *(assignment component)*
   a. the analog filter using components/ suitable simulation tools
   b.the digital filter (FIR/IIR) using suitable simulation tools, and
   c.record the input and output of the filter for the given audio signal

Question paper pattern:

- Examination will be conducted for 100 marks with question paper containing 10 full questions, each of 20 marks.
- Each full question can have a maximum of 4 sub questions.
- There will be 2 full questions from each module covering all the topics of the module.
- Students will have to answer 5 full questions, selecting one full question from each module.
- The total marks will be proportionally reduced to 60 marks as SEE marks is 60.

Text Book:

- 'Signals and Systems', by Simon Haykin and Barry Van Veen, Wiley.

References:

1. 'Theory and Application of Digital Signal Processing', Rabiner and Gold
2. 'Signals and Systems', Schaum's Outline series
3. 'Digital Signal Processing', Schaum's Outline series

SENSORS and SIGNAL CONDITIONING

Course Code	: 18EC652	CIE Marks	: 40
Lecture Hours/Week	: 03	SEE marks	: 60
Total Number of Lecture Hours	: 40 (08 Hrs/module)	Exam Hours	: 03
	CREDITS – 03		

Course Learning Objectives: This course will enable students to:

- Understand various technologies associated in manufacturing of sensors
- Acquire knowledge about types of sensors used in modern digital systems
- Get acquainted about material properties required to make sensors

Module 1

Introduction to sensor based measurement systems:
General concepts and terminology, sensor classification, primary sensors, material for sensors, microsensor technology, magnetoresistors, light dependent resistors, resistive hygrometers,resistive gas sensors, liquid conductivity sensors
(Selected topics from ch.1 & 2 of Text)

L1, L2

Module 2

Reactance Variation and Electromagnetic Sensors: -Capacitive Sensors, Inductive Sensors, Electromagnetic Sensors.
Signal Conditioning for Reactance Variation Sensors-Problems and Alternatives, ac Bridges Carrier Amplifiers, Coherent Detection, Specific Signal Conditioners for Capacitive Sensors, Resolver-to-Digital and Digital-to-Resolver Converters. **L1, L2**

Module 3

Self-generating Sensors-Thermoelectric sensors, piezoelectric sensors, pyroelectric sensors, photovoltaic sensors, electrochemical sensors.

L2, L3

Module 4

Digital and intelligent sensors-position encoders, resonant sensors, sensors based on quartz resonators, SAW sensors, Vibrating wire strain gages, vibrating cylinder sensors, Digital flow meters.

L2, L3

Module 5

Sensors based on semiconductor junctions -Thermometers based on semiconductor junctions, magneto diodes and magneto transistors, photodiodes and phototransistors, sensors based on MOSFET transistors, charge- coupled sensors – types of CCD imaging sensors, ultrasonic-based sensors.

L2, L3

Course Outcomes: After studying this course, students will be able to:

1. Appreciate various types of sensors
2. Describe the manufacturing process of sensors
3. Understand about the material properties required to make sensors
4. Use sensors specific to the end use application
5. Design systems integrated with sensors

Question paper pattern:

- Examination will be conducted for 100 marks with question paper containing 10 full questions, each of 20 marks.
- Each full question can have a maximum of 4 sub questions.
- There will be 2 full questions from each module covering all the topics of the module.
- Students will have to answer 5 full questions, selecting one full question from each module.
- The total marks will be proportionally reduced to 60 marks as SEE marks is 60.

Text Book:

"Sensors and Signal Conditioning", Ramon PallásAreny, John G. Webster, 2nd edition, John Wiley and Sons, 2000

EMBEDDED SYSTEMS LABORATORY

Course Code : **18ECL66**	CIE Marks : 40	SEE Marks : 60
Lecture Hours/Week: 02 Hours Tutorial (Instructions) + 02 Hours Laboratory		
RBT Level : L1, L2, L3	Exam Hours : 03	
CREDITS– 02		

Course Learning Objectives: This course will enable students to:

- Understand the instruction set of ARM Cortex M3, a 32 bit microcontroller and the software tool required for programming in Assembly and C language.
- Program ARM Cortex M3 using the various instructions in assembly level language for different applications.
- Interface external devices and I/O with ARM Cortex M3.
- Develop C language programs and library functions for embedded system applications.

Laboratory Experiments

Conduct the following experiments on an ARM CORTEX M3 evaluation board to learn ALP and using evaluation version of Embedded 'C' & Keil uVision-4 tool/compiler.

PART A:

1. ALP to multiply two 16 bit binary numbers.
2. ALP to find the sum of first 10 integer numbers.
3. ALP to find the number of 0's and 1's in a 32 bit data
4. ALP to find determine whether the given 16 bit is even or odd
5. ALP to write data to RAM

PART B:

6. Display "Hello world" message using internal UART
7. Interface and Control the speed of a DC Motor.
8. Interface a Stepper motor and rotate it in clockwise and anti-clockwise direction.
9. Interface a DAC and generate Triangular and Square waveforms.
10. Interface a 4x4 keyboard and display the key code on an LCD.
11. Demonstrate the use of an external interrupt to toggle an LED On/Off.
12. Display the Hex digits 0 to F on a 7-segment LED interface, with an appropriate delay.
13. Measure Ambient temperature using a sensor and SPI ADC IC.

Course outcomes: After studying this course, students will be able to:

1. Understand the instruction set of 32 bit microcontroller ARM Cortex M3, and the software tool required for programming in Assembly and C language.
2. Develop assembly language programs using ARM Cortex M3 for different applications.
3. Interface external devices and I/O with ARM Cortex M3.
4. Develop C language programs and library functions for embedded system applications.
5. Analyze the functions of various peripherals, peripheral registers and power saving modes of ARM Cortex M3

Conduction of Practical Examination:

- One Question from PART A and one Question from PART B to be asked in the examination.
- Strictly follow the instructions as printed on the cover page of answer script for breakup of marks.
- Change of experiment is allowed only once and Marks allotted to the procedure part to be made zero.

COMMUNICATION LABORATORY

Course Code : **18ECL67**	CIE Marks : 40	SEE Marks : 60
Lecture Hours/Week: 02 Hours Tutorial (Instructions) + 02 Hours Laboratory		
RBT Level : L1, L2, L3	Exam Hours : 03	
CREDITS – 02		

Course Learning Objectives: This course will enable students to:

- Design and test the communication circuits for different analog modulation schemes.
- Design and demonstrate the digital modulation techniques
- Demonstrate and measure the wave propagation in microstrip antennas
- Characteristics of microstrip devices and measurement of its parameters.
- Understand the probability of error computations of coherent digital modulation schemes.

Laboratory Experiments

PART-A: Expt. 1 to Expt. 5 have to be performed using discrete components.

1. Amplitude Modulation and Demodulation: i) Standard AM, ii)DSBSC (LM741 and LF398 ICs can be used)
2. Frequency modulation and demodulation (IC 8038/2206 can be used)
3. Pulse sampling, flat top sampling and reconstruction
4. Time Division Multiplexing and Demultiplexing of two bandlimited signals.
5. FSK and PSK generation and detection
6. Measurement of frequency, guide wavelength, power, VSWR and attenuation in microwave test bench.
7. Obtain the Radiation Pattern and Measurement of directivity and gain of microstrip dipole and Yagi antennas.
8. Determination of
   a. Coupling and isolation characteristics of microstrip directional coupler.
   b. Resonance characteristics of microstrip ring resonator and computation of dielectric constant of the substrate.
   c. Power division and isolation of microstrip power divider.

PART-B: Simulation Experiments using SCILAB/MATLAB/Simulink or LabVIEW

1. To Simulate NRZ, RZ, half-sinusoid & raised cosine pulses and generate eye diagram for binary polar signaling.
2. Pulse code modulation and demodulation system.

3. Computations of the Probability of bit error for coherent binary ASK, FSK and PSK for an AWGN Channel and compare them with their performance curves.
4. Digital Modulation Schemes i) DPSK Transmitter and Receiver, ii) QPSK Transmitter and Receiver.

Course Outcomes: On the completion of this laboratory course, the students will be able to:

1. Design and test circuits for analog modulation and demodulation schemes viz., AM, FM, etc.
2. Determine the characteristics and response of microwave waveguide.
3. Determine characteristics of microstrip antennas and devices & compute the parameters associated with it.
4. Design and test the digital and analog modulation circuits and display the waveforms.
5. Simulate the digital modulation systems and compare the error performance of basic digital modulation schemes.

Conduct of Practical Examination:

- All laboratory experiments are to be considered for practical examination.
- For examination one question from **PART-A** and one question from **PART-B or** only one question from **PART-B** experiments based on the complexity, to be set.
- Students are allowed to pick one experiment from the lot.
- Strictly follow the instructions as printed on the cover page of answer script for breakup of marks.
- Change of experiment is allowed only once and Marks allotted to the procedure part to be made zero.

SEMESTER – VII
COMPUTER NETWORKS

Course Code	: 18EC71	CIE Marks	: 40
Lecture Hours/Week	: 3	SEE Marks	: 60
Total Number of Lecture Hours : 40 (08 Hrs/module)		Exam Hours	: 03
CREDITS – 03			

Course Learning Objectives: This course will enable students to:

- Understand the layering architecture of OSI reference model and TCP/IP protocol suite.
- Understand the protocols associated with each layer.
- Learn the different networking architectures and their representations.
- Learn the functions and services associated with each layer.

Module-1

Introduction: Data communication: Components, Data representation, Data flow, Networks: Network criteria, Physical Structures, Network types: LAN, WAN, Switching, The Internet.
(1.1,1.2, 1.3(1.3.1to 1.3.4 of Text)
Network Models: Protocol Layering: Scenarios, Principles, Logical Connections, TCP/IP Protocol Suite: Layered Architecture, Layers in TCP/IP suite, Description of layers, Encapsulation and Decapsulation, Addressing, Multiplexing and Demultiplexing, The OSI Model: OSI Versus TCP/IP.
(2.1, 2.2, 2.3 of Text) **L1, L2**

Module-2

Data-Link Layer: Introduction: Nodes and Links, Services, Two Categories' of link, Sublayers, Link Layer addressing: Types of addresses, ARP. Data Link Control (DLC) services: Framing, Flow and Error Control, Data Link Layer Protocols: Simple Protocol, Stop and Wait protocol, Piggybacking.
(9.1, 9.2(9.2.1, 9.2.2), 11.1, 11.2of Text)
Media Access Control: Random Access: ALOHA, CSMA, CSMA/CD, CSMA/CA.**(12.1 of Text)**
Wired and Wireless LANs: Ethernet Protocol, Standard Ethernet. Introduction to wireless LAN: Architectural Comparison, Characteristics, Access Control.
(13.1, 13.2(13.2.1 to 13.2.5), 15.1 of Text) **L1,L2, L3**

Module-3

Network Layer: Introduction, Network Layer services: Packetizing, Routing and Forwarding, Other services, Packet Switching: Datagram Approach, Virtual Circuit Approach, IPV4 Addresses: Address Space, Classful Addressing, Classless Addressing, DHCP, Network Address Resolution, Forwarding of IP Packets: Based on destination Address and Label.

(18.1, 18.2, 18.4, 18.5.1, 18.5.2 of Text)

Network Layer Protocols: Internet Protocol (IP): Datagram Format, Fragmentation, Options, Security of IPv4 Datagrams. **(19.1of Text).**

Unicast Routing: Introduction, Routing Algorithms: Distance Vector Routing, Link State Routing, Path vector routing.

(20.1, 20.2of Text) L1,L2, L3

Module-4

Transport Layer: Introduction: Transport Layer Services, Connectionless and Connection oriented Protocols, Transport Layer Protocols: Simple protocol, Stop and wait protocol, Go-Back-N Protocol, Selective repeat protocol. **(23.1, 23.2.1, 23.2.2, 23.2.3, 23.2.4 of Text)**

Transport-Layer Protocols in the Internet:

User Datagram Protocol: User Datagram, UDP Services, UDP Applications, Transmission Control Protocol: TCP Services, TCP Features, Segment, Connection, State Transition diagram, Windows in TCP, Flow control, Error control, TCP congestion control.

(24.2, 24.3.1, 24.3.2, 24.3.3, 24.3.4, 24.3.5, 24.3.6, 24.3.7, 24.3.8, 24.3.9 of Text) L1,L2, L3

Module-5

Application Layer: Introduction: providing services, Application- layer paradigms, Standard Client –Server Protocols: World wide web, Hyper Text Transfer Protocol, FTP: Two connections, Control Connection, Data Connection, Electronic Mail: Architecture, Wed Based Mail, Telnet: Local versus remote logging.Domain Name system: Name space, DNS in internet, Resolution, DNS Messages, Registrars, DDNS, security of DNS.

(25.1, 26.1, 26.2, 26.3, 26.4, 26.6 of Text) L1, L2

Course Outcomes: At the end of the course, the students will be able to:

1. Understand the concepts of networking.
2. Describe the various networking architectures.
3. Identify the protocols and services of different layers.
4. Distinguish the basic network configurations and standards associated with each network.
5. Analyze a simple network and measure its parameters.

Question paper pattern:

- Examination will be conducted for 100 marks with question paper containing 10 full questions, each of 20 marks.
- Each full question can have a maximum of 4 sub questions.
- There will be 2 full questions from each module covering all the topics of the module.
- Students will have to answer 5 full questions, selecting one full question from each module.
- The total marks will be proportionally reduced to 60 marks as SEE marks is 60.

TEXT BOOK:

- Behrouz A Forouzan, "Data Communications and Networking", 5th Edition, McGraw Hill, 2013, ISBN: 1-25-906475-3.

REFERENCE BOOKS:

1. James J Kurose, Keith W Ross, "Computer Networks", Pearson Education.
2. Wayne Tomasi, "Introduction to Data Communication and Networking", Pearson Education.
3. Andrew S Tanenbaum, "Computer Networks", Prentice Hall.
4. William Stallings, "Data and Computer Communications", Prentice Hall.

VLSI DESIGN

Course Code	: 18EC72	CIE Marks	: 40
Lecture Hours/Week	: 3	SEE Marks	: 60
Total Number of Lecture Hours : 40(08 Hrs / Module)		Exam Hours	: 03
CREDITS – 03			

Course Learning Objectives: The objectives of the course is to enable students to:

- Impart knowledge of MOS transistor theory and CMOS technologies
- Learn the operation principles and analysis of inverter circuits.
- Design Combinational, sequential and dynamic logic circuits as per the requirements
- Infer the operation of Semiconductors Memory circuits.
- Demonstrate the concepts of CMOS testing

Module-1

Introduction: A Brief History, MOS Transistors, CMOS Logic **(1.1 to 1.4 of TEXT2)**

MOS Transistor Theory: Introduction, Long-channel I-V Characteristics, Non-ideal I-V Effects, DC Transfer Characteristics **(2.1, 2.2, 2.4 and 2.5 of TEXT2).**, **L1, L2**

Module-2

Fabrication: CMOS Fabrication and Layout, VLSI Design Flow, Introduction, CMOS Technologies, Layout Design Rules, **(1.5 and 3.1 to 3.3 of TEXT2).**

MOSFET Scaling and Small-Geometry Effects, MOSFET Capacitances **(3.5 to 3.6 of TEXT1),** **L1, L2,**

Module-3

Delay: Introduction, Transient Response, RC Delay Model, Linear Delay Model, Logical Efforts of Paths **(4.1 to 4.5 of TEXT2, except sub-sections 4.3.7, 4.4.5, 4.4.6, 4.5.5 and 4.5.6).**

Combinational Circuit Design: Introduction, Circuit families **(9.1 to 9.2 of TEXT2, except subsection 9.2.4).**, **L1, L2, L3**

Module-4

Sequential Circuit Design: Introduction, Circuit Design for Latches and Flip-Flops **(10.1 and 10.3.1 to 10.3.4 of TEXT2)**

Dynamic Logic Circuits: Introduction, Basic Principles of Pass Transistor Circuits, Synchronous Dynamic Circuit Techniques, Dynamic CMOS Circuit Techniques **(9.1, 9.2, 9.4 to 9.5 of TEXT1)**, **L1, L2, L3**

Module-5

Semiconductor Memories: Introduction, Dynamic Random Access Memory (DRAM) and Static Random Access Memory (SRAM),
(10.1 to 10.3 of TEXT1)
Testing and Verification: Introduction, Logic Verification Principles, Manufacturing Test Principles, Design for testability
(15.1, 15.3, 15.5 15.6.1 to 15.6.3 of TEXT 2). L1, L2

Course outcomes: At the end of the course, the students will be able to:

1. Demonstrate understanding of MOS transistor theory, CMOS fabrication flow and technology scaling.
2. Draw the basic gates using the stick and layout diagrams with the knowledge of physical design aspects.
3. Demonstrate ability to design Combinational, sequential and dynamic logic circuits as per the requirements
4. Interpret Memory elements along with timing considerations
5. Interpret testing and testability issues in VLSI Design

Question paper pattern:

- Examination will be conducted for 100 marks with question paper containing 10 full questions, each of 20 marks.
- Each full question can have a maximum of 4 sub questions.
- There will be 2 full questions from each module covering all the topics of the module.
- Students will have to answer 5 full questions, selecting one full question from each module.
- The total marks will be proportionally reduced to 60 marks as SEE marks is 60.

TEXT BOOKS:

1. "CMOS Digital Integrated Circuits: Analysis and Design" - **Sung Mo Kang & Yosuf Leblebici,** Third Edition, Tata McGraw-Hill.
2. **"CMOS VLSI Design- A Circuits and Systems Perspective"-** Neil H. E. Weste and David Money Harris, 4th Edition, Pearson Education.

REFERENCE BOOKS:

1. Adel Sedra and K. C. Smith, "Microelectronics Circuits Theory and Applications", 6th or 7th Edition, Oxford University Press, International Version, 2009.
2. Douglas A Pucknell & Kamran Eshragian, "Basic VLSI Design", PHI 3rd Edition, (original Edition – 1994).
3. Behzad Razavi, "Design of Analog CMOS Integrated Circuits", TMH, 2007.

REAL TIME SYSTEM

Course Code	: 18EC731	CIE Marks	: 40
Lecture Hours/Week	: 3	SEE Marks	: 60
Total Number of Lecture Hours : 40 (08 Hrs / Module)		Exam Hours	: 03
CREDITS – 03			

Course Learning Objectives: This Course will enable students to:

- Understand the fundamentals of Real-time systems and its classifications.
- Describe the concepts of computer control and hardware components for Real-Time Application.
- Discuss the languages to develop software for Real-Time Applications.
- Explain the concepts of operating system and RTS development methodologies.

Module-1

Introduction to Real-Time Systems: Historical background, Elements of a Computer Control System, RTS- Definition, Classification of Real-time Systems, Time Constraints, Classification of Programs.

Concepts of Computer Control: Introduction, Sequence Control, Loop Control, Supervisory Control, Centralized Computer Control, Hierarchical Systems.

(Text: 1.1 to 1.6 and 2.1 to 2.6), L1, L2

Module-2

Computer Hardware Requirements for Real-Time Applications: Introduction, General Purpose Computer, Single Chip Microcomputers and Microcontrollers, Specialized Processors, Process-Related Interfaces, Data Transfer Techniques, Communications, Standard Interface.

(Text: 3.1 to 3.8). L1, L2

Module-3

Languages for Real-Time Applications: Introduction, Syntax Layout and Readability, Declaration and Initialization of Variables and Constants, Cutlass, Modularity and Variables, Compilation of Modular Programs, Data types, Control Structures, Exception Handling, Low-level facilities, Co-routines, Interrupts and Device Handling, Concurrency, Real-Time Support, Overview of Real-Time Languages.

(Text: 5.1 to 5.14)., L1,L2, L3

Module-4

Operating Systems: Introduction, Real-Time Multi-Tasking OS, Scheduling Strategies, Priority Structures, Task Management, Scheduler and Real-Time

Clock Interrupt Handler, Memory Management, Code Sharing, Resource Control, Task Co-Operation and Communication, Mutual Exclusion.
(Text: 6.1 to 6.11). **L1, L2**

Module-5

Design of RTS – General Introduction: Introduction, Specification Document, Preliminary Design, Single-Program Approach, Foreground/Background System.
RTS Development Methodologies: Introduction, Yourdon Methodology, Ward and Mellor Method, Hately and Pirbhai Method.
(Text: 7.1 to 7.5 and 8.1, 8.2, 8.4,8.5). **L1, L2, L3**

Course Outcomes: At the end of the course, students should be able to:

1. Explain the fundamentals of Real time systems and its classifications.
2. Understand the concepts of computer control and the suitable computer hardware requirements for real-time applications.
3. Describe the operating system concepts and techniques required for real time systems.
4. Develop the software algorithms using suitable languages to meet Real time applications.
5. Apply suitable methodologies to design and develop Real-Time Systems.

Text Book:

- Real-Time Computer Control, Stuart Bennet, 2nd Edn. Pearson Education. 2008.

Reference Books:

1. "Real –Time Systems", C.M. Krishna, Kang G. Shin, McGraw –Hill International Editions, 1997.
2. Real-Time Systems Design and Analysis, Phillip. A. Laplante, second edition, PHI, 2005.
3. Embedded Systems, Raj Kamal, Tata McGraw Hill, India, third edition, 2005.

SATELLITE COMMUNICATION

Course Code	: 18EC732	CIE Marks	: 40
Lecture Hours/Week	: 3	SEE Marks	: 60
Total Number of Lecture Hours : 40 (08 Hrs / Module)		Exam Hours	: 03
CREDITS – 03			

Course Learning Objectives: This course will enable students to

- Understand the basic principle of satellite orbits and trajectories.
- Study of electronic systems associated with a satellite and the earth station.
- Understand the various technologies associated with the satellite communication.
- Focus on a communication satellite and the national satellite system.
- Study of satellite applications focusing various domains services such as remote sensing, weather forecasting and navigation.

Module-1

Satellite Orbits and Trajectories: Definition, Basic Principles, Orbital parameters, Injection velocity and satellite trajectory, Types of Satellite orbits, Orbital perturbations, Satellite stabilization, Orbital effects on satellite's performance, Eclipses, Look angles: Azimuth angle, Elevation angle. ,

L1, L2

Module-2

Satellite subsystem: Power supply subsystem, Attitude and Orbit control, Tracking, Telemetry and command subsystem, Payload.

Earth Station: Types of earth station, Architecture, Design considerations, Testing, Earth station Hardware, Satellite tracking.,

L1, L2

Module-3

Multiple Access Techniques: Introduction, FDMA (No derivation), SCPC Systems, MCPC Systems, TDMA, CDMA, SDMA.

Satellite Link Design Fundamentals: Transmission Equation, Satellite Link Parameters, Propagation considerations

L1,L2, L3

Module-4

Communication Satellites: Introduction, Related Applications, Frequency Bands, Payloads, Satellite Vs. Terrestrial Networks, Satellite Telephony, Satellite Television, Satellite radio, Regional satellite Systems, National Satellite Systems.

L1, L2

Module-5

Remote Sensing Satellites: Classification of remote sensing systems, orbits, Payloads, Types of images: Image Classification, Interpretation, Applications.
Weather Forecasting Satellites: Fundamentals, Images, Orbits, Payloads, Applications.
Navigation Satellites: Development of Satellite Navigation Systems, GPS system, Applications.,

L1,L2, L3

Course Outcomes: At the end of the course, the students will be able to:

1. Describe the satellite orbits and its trajectories with the definitions of parameters associated with it.
2. Describe the electronic hardware systems associated with the satellite subsystem and earth station.
3. Describe the communication satellites with the focus on national satellite system.
4. Compute the satellite link parameters under various propagation conditions with the illustration of multiple access techniques.
5. Describe the satellites used for applications in remote sensing, weather forecasting and navigation.

Question paper pattern:

- Examination will be conducted for 100 marks with question paper containing 10 full questions, each of 20 marks.
- Each full question can have a maximum of 4 sub questions.
- There will be 2 full questions from each module covering all the topics of the module.
- Students will have to answer 5 full questions, selecting one full question from each module.
- The total marks will be proportionally reduced to 60 marks as SEE marks is 60.

Text Book:

- Anil K. Maini, Varsha Agrawal, Satellite Communications, Wiley India Pvt. Ltd., 2015, ISBN: 978-81-265-2071-8.

Reference Books :

1. Dennis Roddy, Satellite Communications, 4th Edition, McGraw- Hill International edition, 2006
2. Timothy Pratt, Charles Bostian, Jeremy Allnutt, Satellite Communications, 2nd Edition, Wiley India Pvt. Ltd , 2017, ISBN: 978-81-265-0833-4

DIGITAL IMAGE PROCESSING

Course Code	: 18EC733	CIE Marks	: 40
Lecture Hours/Week	: 3	SEE Marks	: 60
Total Number of Lecture Hours : 40 (08 Hrs / Module)		Exam Hours	: 03
CREDITS – 03			

Course Learning Objectives: This course will enable students to

- Understand the fundamentals of digital image processing.
- Understand the image transforms used in digital image processing.
- Understand the image enhancement techniques used in digital image processing.
- Understand the image restoration techniques and methods used in digital image processing.
- Understand the Morphological Operations used in digital image processing.

Module1

Digital Image Fundamentals: Whatis Digital Image Processing?, Origins of Digital Image Processing, Examples of fields that use DIP, Fundamental Steps in Digital Image Processing, Components of an Image Processing System, Elements of Visual Perception, Image Sensing and Acquisition.

(Text: Chapter 1 and Chapter 2: Sections 2.1 to 2.2, 2.6.2) L1,L2

Module-2

Image Enhancement in the Spatial Domain: Image Sampling and Quantization, Some Basic Relationships Between Pixels, Linear and Nonlinear Operations. Some Basic Intensity Transformation Functions, Histogram Processing, Fundamentals of Spatial Filtering, Smoothing Spatial Filters, Sharpening Spatial Filters

(Text:Chapter2: Sections 2.3 to 2.62, Chapter3: Sections3.2 to 3.6), L1,L2

Module-3

Frequency Domain: Preliminary Concepts, The Discrete Fourier Transform (DFT) of Two Variables, Properties of the 2-DDFT, Filtering in the Frequency Domain, Image Smoothing and Image Sharpening Using Frequency Domain Filters, Selective Filtering.

(Text: Chapter4: Sections 4.2, 4.5 to 4.10), L1,L2

Module-4

Restoration: Noise models, Restorationin the Presence of Noise Only using Spatial Filtering and Frequency Domain Filtering, Linear, Position-Invariant degradations Estimating the Degradation Function, Inverse Filtering, Minimum

Mean Square Error(Wiener) Filtering, Constrained Least Squares Filtering.
(Text: Chapter 5: Sections 5.2, to 5.9) **L1,L2**

Module-5

Morphological Image Processing: Preliminaries, Erosion and Dilation, Opening and Closing.

Image Processing: Color Fundamentals, Color Models, Pseudo color Image Processing.

(Text: Chapter 6: Sections 6.1 to 6.3 Chapter 9: Sections9.1to9.3)
L1,L2

Course Outcomes: At the end of the course, students should be able to:

1. Describe the fundamentals of digital image processing.
2. Understand image formation and the role human visual system plays in perception of gray and color image data.
3. Apply image processing techniques in both the spatial and frequency (Fourier) domains.
4. Design and evaluate image analysis techniques
5. Conduct independent study and analysis of Image Enhancement and restoration techniques.

Question paper pattern:

- Examination will be conducted for 100 marks with question paper containing 10 full questions, each of 20 marks.
- Each full question can have a maximum of 4 sub questions.
- There will be 2 full questions from each module covering all the topics of the module.
- Students will have to answer 5 full questions, selecting one full question from each module.
- The total marks will be proportionally reduced to 60 marks as SEE marks is 60.

Text Book:

- Digital Image Processing- Rafel C Gonzalez and Richard E. Woods, PHI 3rd Edition 2010.

Reference Books:

1. Digital Image Processing- S. Jayaraman, S. Esakkirajan,T. Veerakumar, Tata Mc Graw Hill 2014.
2. Fundamentals of Digital Image Processing- A. K. Jain, Pearson 2004.
3. Image Processing analysis and Machine vision with Mind Tap by Milan Sonka and Roger Boile, Cengage Publications, 2018.

DSP ALGORITHMS and ARCHITECTURE

Course Code	: 18EC734	CIE Marks	: 40
Lecture Hours/Week	: 3	SEE Marks	: 60
Total Number of Lecture Hours : 40 (08 Hrs / Module)		Exam Hours	: 03
CREDITS – 03			

Course Learning Objectives: This course will enable students to:

- Figure out the knowledge and concepts of digital signal processing techniques.
- Understand the computational building blocks of DSP processors and its speed issues.
- Understand the various addressing modes, peripherals, interrupts and pipelining structure of TMS320C54xx processor.
- Learn how to interface the external devices to TMS320C54xx processor in various modes.
- Understand basic DSP algorithms with their implementation.

Module -1

Introduction to Digital Signal Processing:

Introduction, A Digital Signal – Processing System, The Sampling Process, Discrete Time Sequences, Discrete Fourier Transform (DFT) and Fast Fourier Transform (FFT), Linear Time-Invariant Systems, Digital Filters, Decimation and Interpolation.

Computational Accuracy in DSP Implementations:

Number Formats for Signals and Coefficients in DSP Systems, Dynamic Range and Precision, Sources of Error in DSP Implementation.

L1,L2

Module -2

Architectures for Programmable Digital Signal – Processing Devices:

Introduction, Basic Architectural Features, DSP Computational Building Blocks, Bus Architecture and Memory, Data Addressing Capabilities, Address Generation Unit, Programmability and Program Execution, Speed Issues, Features for External Interfacing.

L1,L2

Module -3

Programmable Digital Signal Processors:

Introduction, Commercial Digital Signal-processing Devices, Data Addressing Modes of TMS32OC54XX, Memory Space of TMS32OC54xx Processors, Program Control. Detail Study of TMS320C54X & 54xx Instructions and

Programming, On – Chip Peripherals, Interrupts of TMS32OC54XX Processors, Pipeline Operation of TMS32OC54xx Processor.

L1,L2

Module -4

Implementation of Basic DSP Algorithms:

Introduction, The Q – notation, FIR Filters, IIR Filters, Interpolation and Decimation Filters (one example in each case).

Implementation of FFT Algorithms:

Introduction, An FFT Algorithm for DFT Computation, Overflow and Scaling, Bit – Reversed Index. Generation & Implementation on the TMS32OC54xx.

L1,L2

Module -5

Interfacing Memory and Parallel I/O Peripherals to Programmable DSP Devices:

Introduction, Memory Space Organization, External Bus Interfacing Signals. Memory Interface, Parallel I/O Interface, Programmed I/O, Interrupts and I/O Direct Memory Access (DMA).

Interfacing and Applications of DSP Processors:

Introduction, Synchronous Serial Interface, A CODEC Interface Circuit, DSP Based Bio-telemetry Receiver, A Speech Processing System, An Image Processing System.

L1,L2

Course Outcomes: At the end of this course, students would be able to:

1. Comprehend the knowledge and concepts of digital signal processing techniques.
2. Apply the knowledge of DSP computational building blocks to achieve speed in DSP architecture or processor.
3. Apply knowledge of various types of addressing modes, interrupts, peripherals and pipelining structure of TMS320C54xx processor.
4. Develop basic DSP algorithms using DSP processors.
5. Discuss about synchronous serial interface and multichannel buffered serial port (McBSP) of DSP device and demonstrate the programming of CODEC interfacing.

Question paper pattern:

- Examination will be conducted for 100 marks with question paper containing 10 full questions, each of 20 marks.
- Each full question can have a maximum of 4 sub questions.
- There will be 2 full questions from each module covering all the topics of the module.

- Students will have to answer 5 full questions, selecting one full question from each module.
- The total marks will be proportionally reduced to 60 marks as SEE marks is 60.

Text Book:

- "Digital Signal Processing", Avatar Singh and S. Srinivasan, Thomson Learning, 2004.

Reference Books:

1. "Digital Signal Processing: A practical approach", Ifeachor E. C., Jervis B. W Pearson-Education, PHI, 2002.
2. "Digital Signal Processors", B Venkataramani and M Bhaskar, TMH, 2nd, 2010
3. "Architectures for Digital Signal Processing", Peter Pirsch John Wiley, 2008

IoT & WIRELESS SENSOR NETWORKS

Course Code	: 18EC741	CIE Marks	: 40
Lecture Hours/Week	: 3	SEE Marks	: 60
Total Number of Lecture Hours : 40 (08 Hrs / Module)		Exam Hours	: 03
CREDITS – 03			

Course Learning Objectives: This course will enable students to:

- Describe the OSI Model for IoT/M2M Systems.
- Understand the architecture and design principles for device supporting IoT.
- Develop competence in programming for IoT Applications.
- Identify the uplink and downlink communication protocols which best suits the specific application of IoT / WSNs.

Module-1

Overview of Internet of Things: IoT Conceptual Framework, IoT Architectural View, Technology Behind IoT, Sources of IoT,M2M communication, Examples of IoT. Modified OSI Model for the IoT/M2M Systems, data enrichment, data consolidation and device management at IoT/M2M Gateway, web communication protocols used by connected IoT/M2M devices, Message communication protocols (CoAP-SMS, CoAP-MQ, MQTT,XMPP) for IoT/M2M devices. – Refer Chapter 1, 2 and 3 of Text 1.

L1, L2

Module-2

Architecture and Design Principles for IoT: Internet connectivity, Internet-based communication,IPv4, IPv6,6LoWPAN protocol, IP Addressing in the IoT, Application layer protocols: HTTP, HTTPS,FTP,TELNET and ports.

Data Collection, Storage and Computing using a Cloud Platform: Introduction, Cloud computing paradigm for data collection, storage and computing, Cloud service models, IoT Cloud- based data collection, storage and computing services using Nimbits. - Refer Chapter 4 and 6 of Text 1.

L1, L2

Module-3

Prototyping and Designing Software for IoT Applications: Introduction, Prototyping Embedded device software, Programming Embedded Device Arduino Platform using IDE, Reading data from sensors and devices, Devices, Gateways, Internet and Web/Cloud services software development.

Programming MQTT clients and MQTT server. Introduction to IoT privacy

and security. Vulnerabilities, security requirements and threat analysis, IoT Security Tomography and layered attacker model. - Refer Chapter 9 and 10 of Text 1. **L1, L2, L3**

Module-4

Overview of Wireless Sensor Networks:

Challenges for Wireless Sensor Networks, Enabling Technologies for Wireless Sensor Networks.

Architectures: Single-Node Architecture - Hardware Components, Energy Consumption of Sensor Nodes, Operating Systems and Execution Environments, Network Architecture-Sensor Network Scenarios, Optimization Goals and Figures of Merit, Design principles for WSNs, Service interfaces of WSNs Gateway Concepts. - Refer Chapter 1, 2, 3 of Text 2.

L1, L2, L3

Module-5

Communication Protocols:

Physical Layer and Transceiver Design Considerations, MAC Protocols for Wireless Sensor Networks, Low Duty Cycle Protocols And Wakeup Concepts - S-MAC , The Mediation Device Protocol, Wakeup Radio Concepts, Contention based protocols(CSMA,PAMAS), Schedule based protocols (LEACH, SMACS, TRAMA) Address and Name Management in WSNs, Assignment of MAC Addresses, Routing Protocols- Energy-Efficient Routing, Geographic Routing, Hierarchical networks by clustering. - Refer Chapter 4, 5, 7 and 11 of Text 2.

L1, L2, L3

Course Outcomes: At the end of the course, students will be able to:

1. Understand choice and application of IoT & M2M communication protocols.
2. Describe Cloud computing and design principles of IoT.
3. Relate to MQTT clients, MQTT server and its programming.
4. Describe the architectures and its communication protocols of WSNs.
5. Identify the uplink and downlink communication protocols associated with specific application of IOT / WSNs

Question paper pattern:

- Examination will be conducted for 100 marks with question paper containing 10 full questions, each of 20 marks.
- Each full question can have a maximum of 4sub questions.
- There will be 2 full questions from each module covering all the topics of the module.

- Students will have to answer 5full questions, selecting one full question from each module.
- The total marks will be proportionally reduced to 60 marks as SEE marks is 60.

Text Books:

1. Raj Kamal, "Internet of Things-Architecture and design principles", McGraw Hill Education.
2. Holger Karl & Andreas Willig, "Protocols And Architectures for Wireless Sensor Networks", John Wiley, 2005.

Reference Books:

1. Feng Zhao & Leonidas J. Guibas, "Wireless Sensor Networks- An Information Processing Approach", Elsevier, 2007.
2. Kazem Sohraby, Daniel Minoli, & Taieb Znati, "Wireless Sensor Networks- Technology, Protocols and Applications", John Wiley, 2007.
3. Anna Hac, "Wireless Sensor Network Designs", John Wiley, 2003.

AUTOMOTIVE ELECTRONICS

Course Code	: 18EC742	CIE Marks	: 40
Lecture Hours/Week	: 3	SEE Marks	: 60
Total Number of Lecture Hours : 40 (08 Hrs / Module)		Exam Hours	: 03
CREDITS – 03			

Course Learning Objectives: This course will enable students to:

- Understand the basics of automobile dynamics and design electronics to complement those features.
- Design and implement the electronics that attribute the reliability, safety, and smartness to the automobiles, providing add-on comforts.

Module -1

Automotive Fundamentals Overview – Evolution of Automotive Electronics, Automobile Physical Configuration, Survey of Major Automotive Systems, The Engine – Engine Block, Cylinder Head, Four Stroke Cycle, Engine Control, Ignition System - Spark plug, High voltage circuit and distribution, Spark pulse generation, Ignition Timing, Diesel Engine, Drive Train - Transmission, Drive Shaft, Differential, Suspension, Brakes, Steering System (Text 1: Chapter1), Starter Battery –Operating principle:
(Text 2: Pg. 407-410)

The Basics of Electronic Engine Control – Motivation for Electronic Engine Control – Exhaust Emissions, Fuel Economy, Concept of an Electronic Engine control system, Definition of General terms, Definition of Engine performance terms, Engine mapping, Effect of Air/Fuel ratio, spark timing and EGR on performance, Control Strategy, Electronic Fuel control system, Analysis of intake manifold pressure, Electronic Ignition.
(Text 1: Chapter 5) **L1, L2**

Module -2

Automotive Sensors – Automotive Control System applications of Sensors and Actuators – Variables to be measured, Airflow rate sensor, Strain Gauge MAP sensor, Engine Crankshaft Angular Position Sensor, Magnetic Reluctance Position Sensor, Hall effect Position Sensor, Shielded Field Sensor, Optical Crankshaft Position Sensor, Throttle Angle Sensor (TAS), Engine Coolant Temperature (ECT) Sensor, Exhaust Gas Oxygen (O2/EGO) Lambda Sensors, Piezoelectric Knock Sensor. **(Text 1: Chapter 6)**

Automotive Engine Control Actuators – Solenoid, Fuel Injector, EGR Actuator, Ignition System
(Text 1: Chapter 6) **L1, L2**

Module -3

Digital Engine Control Systems – Digital Engine control features, Control modes for fuel Control (Seven Modes), EGR Control, Electronic Ignition Control - Closed loop Ignition timing, Spark Advance Correction Scheme, Integrated Engine Control System - Secondary Air Management, Evaporative Emissions Canister Purge, Automatic System Adjustment, System Diagnostics. **(Text 1: Chapter 7)**

Control Units – Operating conditions, Design, Data processing, Programming, Digital modules in the Control unit, Control unit software.

(Text 2: Pg. 196-207) **L1, L2**

Module -4

Automotive Networking –Bus Systems – Classification, Applications in the vehicle, Coupling of networks, Examples of networked vehicles

(Text 2: Pg. 85-91),

Buses - CAN Bus, LIN Bus, MOST Bus, Bluetooth, Flex Ray, Diagnostic Interfaces. **(Text 2: Pg. 92-151)**

Vehicle Motion Control – Typical Cruise Control System, Digital Cruise Control System, Digital Speed Sensor, Throttle Actuator, Digital Cruise Control configuration, Cruise Control Electronics (Digital only), Antilock Brake System (ABS)

(Text 1: Chapter 8) **L1,L2**

Module -5

Automotive Diagnostics–Timing Light, Engine Analyzer, On-board diagnostics, Off-board diagnostics, Expert Systems, Occupant Protection Systems – Accelerometer based Air Bag systems. **(Text 1: Chapter 10)**

Future Automotive Electronic Systems – Alternative Fuel Engines, Electric and Hybrid vehicles, Fuel cell powered cars, Collision Avoidance Radar warning Systems, Low tire pressure warning system, Heads Up display, Speech Synthesis, Navigation – Navigation Sensors - Radio Navigation, Signpost navigation, dead reckoning navigation, Voice Recognition Cell Phone dialing, Advanced Cruise Control, Stability Augmentation, Automatic driving Control

(Text 1: Chapter 11) **L1, L2,L3**

Course Outcomes: At the end of the course, students will be able to:

1. Describe the basics of automobile dynamics and design electronics.
2. Acquire an overview of automotive components, subsystems, and basics of Electronic Engine Control in today's automotive industry.
3. Use available automotive sensors and actuators while interfacing with microcontrollers / microprocessors during automotive system design.

4. Understand the networking of various modules in automotive systems, communication protocols and diagnostics of the sub systems.
5. Design and implement the electronics that attribute the reliability, safety, and smartness to the automobiles, providing add-on comforts and get fair idea on future Automotive Electronic Systems.

Question paper pattern:

- Examination will be conducted for 100 marks with question paper containing 10 full questions, each of 20 marks.
- Each full question can have a maximum of 4 sub questions.
- There will be 2 full questions from each module covering all the topics of the module.
- Students will have to answer 5 full questions, selecting one full question from each module.
- The total marks will be proportionally reduced to 60 marks as SEE marks is 60.

Text Books:

1. William B. Ribbens, "Understanding Automotive Electronics", 6th Edition, Elsevier Publishing.
2. Robert Bosch GmbH (Ed.) Bosch Automotive Electrics and Automotive Electronics Systems and Components, Networking and Hybrid Drive, 5th edition, John Wiley & Sons Inc., 2007.

MULTIMEDIA COMMUNICATION

Course Code	: 18EC743	CIE Marks	: 40
Lecture Hours/Week	: 03	SEE Marks	: 60
Total Number of Lecture Hours : 40 (08 Hrs / Module)		Exam Hours	: 03
CREDITS – 03			

Course Learning Objectives: This course will enable students to:

- Understand the importance of multimedia in today's online and offline information sources and repositories.
- Understand the how Text, Audio, Image and Video information can be represented digitally in a computer so that it can be processed, transmitted and stored efficiently.
- Understand the Multimedia Transport in Wireless Networks
- Understand the Real-time multimedia network applications.
- Understand the Different network layer based application.

Module -1

Multimedia Communications: Introduction, Multimedia information representation, multimedia networks, multimedia applications, Application and networking terminology.

(Chapter 1 of Text 1) **L1,L2**

Module -2

Information Representation: Introduction, Digitization principles, Text, Images, Audio and Video.

(Chapter 2 of Text 1) **L1,L2**

Module -3

Text and Image Compression: Introduction, Compression principles, text compression, image Compression.**(Chapter 3 of Text 1)**

Distributed Multimedia Systems: Introduction, main Features of a DMS, Resource management of DMS, Networking, Multimedia Operating Systems.

(Chapter 4 - Sections 4.1 to 4.5 of Text 2), **L1,L2**

Module -4

Audio and video compression: Introduction, Audio compression, video compression, video compression principles, video compression.

(Chapter 4 of Text 1) **L1,L2**

Module -5

Multimedia Information Networks: Introduction, LANs, Ethernet, Token ring, Bridges, FDDI High-speed LANs, LAN protocol**(Chap. 8 of Text 1).**
The Internet: Introduction, IP Datagrams, Fragmentation, IPAddress, ARP and RARP, QoS Support, IPv8.
(Chap. 9 of Text 1), **L1,L2**

Course Outcomes: After studying this course, students will be able to:

1. Understand basics of different multimedia networks and applications.
2. Understand different compression techniques to compress audio and video.
3. Describe multimedia Communication across Networks.
4. Analyse different media types to represent them in digital form.
5. Compress different types of text and images using different compression techniques.

Question paper pattern:

- Examination will be conducted for 100 marks with question paper containing 10 full questions, each of 20 marks.
- Each full question can have a maximum of 4 sub questions.
- There will be 2 full questions from each module covering all the topics of the module.
- Students will have to answer 5 full questions, selecting one full question from each module.
- The total marks will be proportionally reduced to 60 marks as SEE marks is 60.

Text Book:

1. Multimedia Communications- Fred Halsall, Pearson Education, 2001, ISBN -9788131709948.
2. Multimedia Communication Systems- K. R. Rao, Zoran S. Bojkovic, Dragorad A. Milovanovic, Pearson Education, 2004. ISBN - 9788120321458.

Reference Book:

- Multimedia: Computing, Communications and Applications- Raifsteinmetz, Klara Nahrstedt, Pearson Education,2002.ISBN-978817758

CRYPTOGRAPHY

Course Code	: 18EC744	CIE Marks	: 40
Lecture Hours/Week	: 03	SEE Marks	: 60
Total Number of Lecture Hours : 40 (08 Hrs / Module)		Exam Hours	: 03
CREDITS – 03			

Course Learning Objectives: This course will enable students to:

- Understand the basics of symmetric key and public key cryptography.
- Explain classical cryptography algorithms.
- Acquire knowledge of mathematical concepts required for cryptography.
- Describe pseudo random sequence generation technique.
- Explain symmetric and asymmetric cryptography algorithms.

Module -1

Classical Encryption Techniques: Symmetric cipher model, Substitution techniques, Transposition techniques **(Text 1: Chapter 1)**

Basic Concepts of Number Theory and Finite Fields: Euclidean algorithm, Modular arithmetic

(Text 1: Chapter 3) **L1,L2**

Module -2

SYMMETRIC CIPHERS: Traditional Block Cipher structure, Data encryption standard (DES), The AES Cipher.

(Text 1: Chapter 2: Section1, 2, Chapter 4:Section 2, 3, 4) L1,L2

Module -3

Basic Concepts of Number Theory and Finite Fields: Groups, Rings and Fields, Finite fields of the form GF(p), Prime Numbers, Fermat's and Euler's theorem, discrete logarithm.

(Text 1: Chapter 3 and Chapter 7: Section 1, 2, 5), L1,L2

Module -4

ASYMMETRIC CIPHERS: Principles of Public-Key Cryptosystems, The RSA algorithm, Diffie - Hellman Key Exchange, Elliptic Curve Arithmetic, Elliptic Curve Cryptography

(Text 1: Chapter 8, Chapter 9: Section 1, 3, 4) L1,L2,L3

Module -5

Pseudo-Random-Sequence Generators and Stream Ciphers:

Linear Congruential Generators, Linear Feedback Shift Registers, Design and

analysis of stream ciphers, Stream ciphers using LFSRs, A5, Hughes XPD/ KPD, Nanoteq, Rambutan, Additive generators, Gifford, Algorithm M,PKZIP **(Text 2: Chapter 16)**, **L1,L2, L3**

Course Outcomes: After studying this course, students will be able to:

1. Explain basic cryptographic algorithms to encrypt and decrypt the data.
2. Use symmetric and asymmetric cryptography algorithms to encrypt and decrypt the information.
3. Describe the mathematics associated with cryptography.
4. Apply concepts of modern algebra in cryptography algorithms.
5. Apply pseudo random sequence in stream cipher algorithms.

Question paper pattern:

- Examination will be conducted for 100 marks with question paper containing 10 full questions, each of 20 marks.
- Each full question can have a maximum of 4 sub questions.
- There will be 2 full questions from each module covering all the topics of the module.
- Students will have to answer 5 full questions, selecting one full question from each module.
- The total marks will be proportionally reduced to 60 marks as SEE marks is 60.

Text Books:

1. William Stallings , "Cryptography and Network Security Principles and Practice", Pearson Education Inc., 6th Edition, 2014, ISBN: 978-93-325-1877-3
2. Bruce Schneier, "Applied Cryptography Protocols, Algorithms, and Source code in C", Wiley Publications, 2nd Edition, ISBN: 9971-51-348-X.

Reference Books:

1. Cryptography and Network Security, Behrouz A. Forouzan, TMH, 2007.
2. Cryptography and Network Security, Atul Kahate, TMH, 2003.

MACHINE LEARNING WITH PYTHON

Course Code	: 18EC745	CIE Marks	: 40
Lecture Hours/Week	: 03	SEE Marks	: 60
Total Number of Lecture Hours : 40 (08 Hrs / Module)		Exam Hours	: 03
CREDITS – 03			

Course Learning Objectives: This course will enable students to

- Define machine learning and problems relevant to machine learning.
- Differentiate supervised, unsupervised and reinforcement learning
- Apply neural networks, Bayes classifier and k nearest neighbor, for problems appear in machine learning.
- Perform statistical analysis of machine learning techniques.

Module – 1

Introduction: Well posed learning problems, Designing a Learning system, Perspective and Issues in Machine Learning.

Concept Learning: Concept learning task, Concept learning as search, Find-S algorithm, Version space, Candidate Elimination algorithm, Inductive Bias.

Python libraries suitable for Machine Learning: Numerical Analysis and Data Exploration with NumPy Arrays, and Data Visualization with Matplotlib

Text Book1, Sections: 1.1 – 1.3, 2.1-2.5, 2.7 **L1 - L5**

Module – 2

Decision Tree Learning: Decision tree representation, Appropriate problems for decision tree learning, Basic decision tree learning algorithm, hypothesis space search in decision tree learning, Inductive bias in decision tree learning, Issues in decision tree learning. Example program in Python

Text Book1, Sections: 3.1-3.7 **L1 - L3**

Module – 3

Artificial Neural Networks : Introduction, Neural Network representation, Appropriate problems, Perceptrons, Back propagation algorithm. Example program in Python

Text book 1, Sections: 4.1 – 4.6 **L1 - L3**

Module – 4

Bayesian Learning: Introduction, Bayes theorem, Bayes theorem and concept learning, ML and LS error hypothesis, ML for predicting probabilities, MDL principle, Naive Bayes classifier, Bayesian belief networks, EM algorithm, Example program in Python.

Text book 1, Sections: 6.1 – 6.6, 6.9, 6.11, 6.12 **L1 - L4**

Module – 5

Evaluating Hypothesis: Motivation, Estimating hypothesis accuracy, Basics of sampling theorem, General approach for deriving confidence intervals, Difference in error of two hypothesis, Comparing learning algorithms.
Instance Based Learning: Introduction, k-nearest neighbor learning, locally weighted regression, radial basis function, cased-based reasoning,
Reinforcement Learning: Introduction, Learning Task, Q Learning Example program in Python.
Text book 1, Sections: 5.1-5.6, 8.1-8.5, 13.1-13.3 L1 - L3

Course Outcomes: After studying this course, students will be able to

1. Identify the problems in machine learning.
2. Select supervised, unsupervised or reinforcement learning for problem solving.
3. Apply theory of probability and statistics in machine learning
4. Apply concept learning, ANN, Bayes classifier, k nearest neighbor
5. Perform statistical analysis of machine learning techniques.

Question paper pattern:

- The question paper will have ten questions.
- There will be 2 questions from each module.
- Each question will have questions covering all the topics under a module.
- The students will have to answer 5 full questions, selecting one full question from each module.

Text Books:

1. Tom M. Mitchell, Machine Learning, India Edition 2013, McGraw Hill Education.

Reference Books:

1. Trevor Hastie, Robert Tibshirani, Jerome Friedman, The Elements of Statistical Learning, 2nd edition, springer series in statistics.
2. Ethem Alpaydýn, Introduction to machine learning, second edition, MIT press.
3. https://www.analyticsvidhya.com/blog/2015/04/comprehensive-guide-data-exploration-sas-using-python-numpy-scipy-matplotlib-pandas/
4. https://www.oreilly.com/library/view/python-for-data/9781491957653/ch01.html

COMPUTER NETWORKS LAB

Course Code : **18ECL76**	CIE Marks : 40	SEE Marks : 60
Lecture Hours/Week: 02 Hours Tutorial (Instructions) + 02 Hours Laboratory		
RBT Level : L1, L2, L3	Exam Hours : 03	
CREDITS – 02		

Course Learning Objectives: This course will enable students to:

- Choose suitable tools to model a network and understand the protocols at various OSI reference levels.
- Design a suitable network and simulate using a Network simulator tool.
- Simulate the networking concepts and protocols using C/C++ programming.
- Model the networks for different configurations and analyze the results.

Laboratory Experiments

PART-A: Simulation experiments using NS2/ NS3/ OPNET/ NCTUNS/ NetSim/QualNet or any other equivalent tool

1. Implement a point to point network with four nodes and duplex links between them. Analyze the network performance by setting the queue size and varying the bandwidth.
2. Implement a four node point to point network with links n0-n2, n1-n2 and n2-n3. Apply TCP agent between n0-n3 and UDP between n1-n3. Apply relevant applications over TCP and UDP agents changing the parameter and determine the number of packets sent by TCP/UDP.
3. Implement Ethernet LAN using n (6-10) nodes. Compare the throughput by changing the error rate and data rate.
4. Implement Ethernet LAN using n nodes and assign multiple traffic to the nodes and obtain congestion window for different sources/ destinations.
5. Implement ESS with transmission nodes in Wireless LAN and obtain the performance parameters.
6. Implementation of Link state routing algorithm.

PART-B: Implement the following in C/C++

1. Write a program for a HLDC frame to perform the following.
   i) Bit stuffing
   ii) Character stuffing.
2. Write a program for distance vector algorithm to find suitable path for transmission.
3. Implement Dijkstra's algorithm to compute the shortest routing path.

4. For the given data, use CRC-CCITT polynomial to obtain CRC code. Verify the program for the cases
   a. Without error
   b. With error
5. Implementation of Stop and Wait Protocol and Sliding Window Protocol
6. Write a program for congestion control using leaky bucket algorithm.

Course outcomes: On the completion of this laboratory course, the students will be able to:

1. Choose suitable tools to model a network.
2. Use the network simulator for learning and practice of networking algorithms.
3. Illustrate the operations of network protocols and algorithms using C programming.
4. Simulate the network with different configurations to measure the performance parameters.
5. Implement the data link and routing protocols using C programming.

Conduct of Practical Examination:

- All laboratory experiments are to be included for practical examination.
- For examination one question from software and one question from hardware or only one hardware experiments based on the complexity to be set.
- Students are allowed to pick one experiment from the lot.
- Strictly follow the instructions as printed on the cover page of answer script for breakup of marks.
- Change of experiment is allowed only once and Marks allotted to the procedure part to be made zero.

VLSI LABORATORY

Course Code : **18ECL77**	CIE Marks : 40	SEE Marks : 60
Lecture Hours/Week: 02 Hours Tutorial (Instructions) + 02 Hours Laboratory		
RBT Level : L1, L2, L3	Exam Hours : 03	
CREDITS – 02		

Course Learning Objectives: This course will enable students to:

- Design, model, simulate and verify CMOS digital circuits
- Design layouts and perform physical verification of CMOS digital circuits
- Perform ASIC design flow and understand the process of synthesis, synthesis constraints and evaluating the synthesis reports to obtain optimum gate level netlist
- Perform RTL-GDSII flow and understand the stages in ASIC design

Experiments can be conducted using any of the following or equivalent design tools: Cadence/Synopsis/Mentor Graphics/Microwind

Laboratory Experiments

Part – A

Analog Design

Use any VLSI design tools to carry out the experiments, use library files and technology files below 180 nm.

1.a) Capture the schematic of CMOS inverter with load capacitance of 0.1pF and set the widths of inverter with Wn = Wp, Wn = 2Wp, Wn = Wp/2 and length at selected technology. Carry out the following:

i. Set the input signal to a pulse with rise time, fall time of 1ns and pulse width of 10ns and time period of 20ns and plot the input voltage and output voltage of designed inverter?

ii. From the simulation results compute tpHL, tpLH and td for all three geometrical settings of width?

iii. Tabulate the results of delay and find the best geometry for minimum delay for CMOS inverter?

1. b) Draw layout of inverter with Wp/Wn = 40/20, use optimum layout methods. Verify for DRC and LVS, extract parasitic and perform post layout simulations, compare the results with pre-layout simulations. Record the observations.

2. a) Capture the schematic of 2-input CMOS NAND gate having similar delay as that of CMOS inverter computed in experiment 1. Verify the functionality of NAND gate and also find out the delay td for all four possible combinations of input vectors. Table the results. Increase the drive strength to 2X and 4X and tabulate the results.

2. b) Draw layout of NAND with Wp/Wn = 40/20, use optimum layout methods. Verify for DRC and LVS, extract parasitic and perform post layout simulations, compare the results with pre-layout simulations. Record the observations.

3. a) Capture schematic of Common Source Amplifier with PMOS Current Mirror Load and find its transient response and AC response? Measures the Unity Gain Bandwidth (UGB), amplification factor by varying transistor geometries, study the impact of variation in width to UGB.

3. b) Draw layout of common source amplifier, use optimum layout methods. Verify for DRC and LVS, extract parasitic and perform post layout simulations, compare the results with pre-layout simulations. Record the observations.

4.a) Capture schematic of two-stage operational amplifier and measure the following:

i. UGB
ii. dB bandwidth
iii. Gain margin and phase margin with and without coupling capacitance
iv. Use the op-amp in the inverting and non-inverting configuration and verify its functionality
v. Study the UGB, 3dB bandwidth, gain and power requirement in op-amp by varying the stage wise transistor geometries and record the observations.

4.b) Draw layout of two-stage operational amplifier with minimum transistor width set to 300 (in 180/90/45 nm technology), choose appropriate transistor geometries as per the results obtained in 4.a. Use optimum layout methods. Verify for DRC and LVS, extract parasitic and perform post layout simulations, compare the results with pre-layout simulations. Record the observations.

Part - B

Digital Design

Carry out the experiments using semicustom design flow or ASIC design flow, use technology library 180/90/45nm and below

Note: The experiments can also be carried out using FPGA design flow, it is required to set appropriate constraints in FPGA advanced synthesis options

1. Write verilog code for 4-bit up/down asynchronous reset counter and carry out the following:
   a. Verify the functionality using test bench
   b. Synthesize the design by setting area and timing constraint. Obtain

the gate level netlist, find the critical path and maximum frequency of operation. Record the area requirement in terms of number of cells required and properties of each cell in terms of driving strength, power and area requirement.

c. Perform the above for 32-bit up/down counter and identify the critical path, delay of critical path, and maximum frequency of operation, total number of cells required and total area.

2. Write verilog code for 4-bit adder and verify its functionality using test bench. Synthesize the design by setting proper constraints and obtain the net list. From the report generated identify critical path, maximum delay, total number of cells, power requirement and total area required. Change the constraints and obtain optimum synthesis results.
3. Write verilog code for UART and carry out the following:
   a. Perform functional verification using test bench
   b. Synthesize the design targeting suitable library and by setting area and timing constraints
   c. For various constrains set, tabulate the area, power and delay for the synthesized netlist
   d. Identify the critical path and set the constraints to obtain optimum gate level netlist with suitable constraints
4. Write verilog code for 32-bit ALU supporting four logical and four arithmetic operations, use case statement and if statement for ALU behavioral modeling.
   a. Perform functional verification using test bench
   b. Synthesize the design targeting suitable library by setting area and timing constraints
   c. For various constrains set, tabulate the area, power and delay for the synthesized netlist
   d. Identify the critical path and set the constraints to obtain optimum gate level netlist with suitable constraints

   Compare the synthesis results of ALU modeled using IF and CASE statements.
5. Write verilog code for Latch and Flip-flop, Synthesize the design and compare the synthesis report (D, SR, JK).
6. For the synthesized netlist carry out the following for any two above experiments:
   a. Floor planning (automatic), identify the placement of pads
   b. Placement and Routing, record the parameters such as no. of layers used for routing, flip method for placement of standard cells, placement of standard cells, routes of power and ground, and routing of standard cells
   c. Physical verification and record the LVS and DRC reports

d. Perform Back annotation and verify the functionality of the design
e. Generate GDSII and record the number of masks and its color composition

Course Outcomes: On the completion of this laboratory course, the students will be able to:

1. Design and simulate combinational and sequential digital circuits using Verilog HDL
2. Understand the Synthesis process of digital circuits using EDA tool.
3. Perform ASIC design flow and understand the process of synthesis, synthesis constraints and evaluating the synthesis reports to obtain optimum gate level net list
4. Design and simulate basic CMOS circuits like inverter, common source amplifier and differential amplifiers.
5. Perform RTL-GDSII flow and understand the stages in ASIC design.

COMMUNICATION THEORY

Course Code	: 18EC751	CIE Marks	: 40
Lecture Hours/Week	: 03	SEE Marks	: 60
Total Number of Lecture Hours	: 40 (08 Hrs / Module)	Exam Hours	: 03
	CREDITS – 03		

Course Learning Objectives: This course will enable students to:

- Describe essential elements of an electronic communications.
- Understand Amplitude, Frequency & Phase modulations, and Amplitude demodulation.
- Explain the basics of sampling and quantization.
- Understand the various digital modulation schemes.
- The concepts of wireless communication.

Module -1

Introduction to Electronic Communications: Historical perspective, Electromagnetic frequency spectrum, signal and its representation, Elements of electronic communications system, primary communication resources, signal transmission concepts, Analog and digital transmission, Modulation, Concept of frequency translation, Signal radiation and propagation
(Text 1: 1.1 to1.10)

L1, L2

Module -2

Noise: Classification and source of noise **(TEXT 1:3.1)**
Amplitude Modulation Techniques: Types of analog modulation, Principle of amplitude modulation, AM power distribution, Limitations of AM,
(TEXT 1: 4.1,4.2, 4.4, 4.6)
Angle Modulation Techniques: Principles of Angle modulation, Theory of FM-basic Concepts, Theory of phase modulation **(TEXT 1: 5.1,5.2, 5.5)**
Analog Transmission and Reception: AM Radio transmitters, AM Radio Receivers
(TEXT 1:6.1,6.2)

L1, L2

Module -3

Sampling Theorem and pulse Modulation Techniques: Digital Versus analog Transmissions, Sampling Theorem, Classification of pulse modulation techniques, PAM, PWM, PPM, PCM, Quantization of signals
(TEXT 1: 7.1 to 7.8)

L1, L2

Module -4

Digital Modulation Techniques: Types of digital Modulation, ASK,FSK,PSK,QPSK

(TEXT 1: 9.1 to 9.5)

Source and Channel Coding: Objective of source coding, source coding technique, Shannon's source coding theorem, need of channel coding, Channel coding theorem, error control and coding

(TEXT 1: 11.1 to 11.3, 11.8, 11.9,11.12)

L1, L2

Module -5

Evolution of wireless communication systems: Brief History of wireless communications, Advantages of wireless communication, disadvantages of wireless communications, wireless network generations, Comparison of wireless systems, Evolution of next-generation networks, Applications of wireless communication

(TEXT 2: 1.1 to 1.7)

Principles of Cellular Communications: Cellular terminology, Cell structure and Cluster, Frequency reuse concept, Cluster size and system capacity, Method of locating cochannel cells, Frequecy reuse distance

(TEXT 2: 4.1 to 4.7)

L1, L2

Course Outcomes: At the end of the course, students will be able:

1. Describe operation of communication systems.
2. Understand the techniques of Amplitude and Angle modulation.
3. Understand the concept of sampling and quantization.
4. Understand the concepts of different digital modulation techniques.
5. Describe the principles of wireless communications system.

Question paper pattern:

- Examination will be conducted for 100 marks with question paper containing 10 full questions, each of 20 marks.
- Each full question can have a maximum of 4 sub questions.
- There will be 2 full questions from each module covering all the topics of the module.
- Students will have to answer 5 full questions, selecting one full question from each module.
- The total marks will be proportionally reduced to 60 marks as SEE marks is 60.

Text Book:

1. Analog and Digital Communications by T L Singal, McGraw Hill Education (India) Private Limited.
2. Wireless Communications by T L Singal, McGraw Hill Education (India) Private Limited.

Reference Books:

1. Modern Digital and Analog Communication Systems B. P. Lathi, Oxford University Press., 4th ed, 2010,
2. Communication Systems: Analog and Digital, R.P.Singh and S.Sapre: TMH 2nd edition, 2007
3. Introduction to Wireless Telecommunications systems and Networks by Gray J Mullett, Cengage learning.

NEURAL NETWORKS

Course Code	: 18EC752	CIE Marks	: 40
Lecture Hours/Week	: 03	SEE Marks	: 60
Total Number of Lecture Hours	: 40 (08 Hrs / Module)	Exam Hours	: 03
	CREDITS – 03		

Course Learning Objectives: This course will enable students to:

- Understand the basics of ANN and comparison with Human brain.
- Acquire knowledge on Generalization and function approximation of various ANN architectures.
- Understand reinforcement learning using neural networks
- Acquire knowledge of unsupervised learning using neural networks.

Module -1

Introduction: Biological Neuron – Artificial Neural Model -Types of activation functions – **Architecture**: Feedforward and Feedback, Convex Sets, Convex Hull and Linear Separability, Non-Linear Separable Problem. XOR Problem, Multilayer Networks.

Learning: Learning Algorithms, Error correction and Gradient Descent Rules, Learning objective of TLNs, Perceptron Learning Algorithm, Perceptron Convergence Theorem. **L1,L2**

Module -2

Supervised Learning: Perceptron learning and Non Separable sets, α-Least Mean Square Learning, MSE Error surface, Steepest Descent Search, μ-LMS approximate to gradient descent, Application of LMS to Noise Cancelling, Multi-layered Network Architecture, Backpropagation Learning Algorithm, Practical consideration of BP algorithm.

L1,L2,L3

Module -3

Support Vector Machines and Radial Basis Function:

Learning from Examples, Statistical Learning Theory, Support Vector Machines, SVM application to Image Classification, Radial Basis Function Regularization theory, Generalized RBF Networks, Learning in RBFNs, RBF application to face recognition.

Module -4

Attractor Neural Networks: Associative Learning Attractor Associative Memory, Linear Associative memory, Hopfield Network, application of Hopfield

Network, Brain State in a Box neural Network, Simulated Annealing, Boltzmann Machine, Bidirectional Associative Memory.

L1,L2,L3

Module -5

Self -organization Feature Map: Maximal Eigenvector Filtering, Extracting Principal Components, Generalized Learning Laws, Vector Quantization, Self -organization Feature Maps, Application of SOM, Growing Neural Gas.

L1,L2,L3

Course Outcomes: At the end of the course, students should be able to:

1. Describe the basics of ANN and comparison with Human brain.
2. Understand the role of neural networks in engineering, artificial intelligence, and cognitive modelling.
3. Understand the concepts and techniques of neural networks through the study of the most important neural network models.
4. Evaluate whether neural networks are appropriate to a particular application.
5. Apply neural networks to particular application, and to know what steps to take to improve performance.

Question paper pattern:

- Examination will be conducted for 100 marks with question paper containing 10 full questions, each of 20 marks.
- Each full question can have a maximum of 4 sub questions.
- There will be 2 full questions from each module covering all the topics of the module.
- Students will have to answer 5 full questions, selecting one full question from each module.
- The total marks will be proportionally reduced to 60 marks as SEE marks is 60.

Text Book:

- **Neural Networks A Classroom Approach** –Satish Kumar, McGraw Hill Education (India) Pvt. Ltd, Second Edition.

Reference Books:

1. **Introduction to Artificial Neural Systems -** J.M. Zurada, Jaico Publications 1994.
2. **Artificial Neural Networks-** B. Yegnanarayana, PHI, New Delhi 1998.

B. E. 2018 Scheme Eighth Semester Syllabus (EC)

Choice Based Credit System (CBCS) and Outcome Based Education (OBE)

SEMESTER – VIII

WIRELESS and CELLULAR COMMUNICATION

Course Code	: 18EC81	CIE Marks	: 40
Lecture Hours/Week	: 03	SEE Marks	: 60
Total Number of Lecture Hours	: 40 (08 Hrs / Module)	Exam Hours	: 03
	CREDITS – 03		

Course Learning Objectives: This course will enable students to:

- Understand the concepts of propagation over wireless channels from a physics standpoint
- Application of Communication theory both Physical and networking to understand GSM systems that handle mobile telephony
- Application of Communication theory both Physical and networking to understand CDMA systems that handle mobile telephony.
- Application of Communication theory both Physical and networking to understand LTE-4G systems.

Module-1

Mobile Radio Propagation –

Large Scale Path Loss - Free Space Propagation Model, Relating Power to Electric Field, Three Basic Propagation Mechanisms – Reflection (Ground Reflection) , Diffraction, Scattering, Practical Link Budget,

(Text 1 - 2.2 and Ref1 - Chapter 4)

Fading and Multipath – Broadband wireless channel, Delay Spread and Coherence Bandwidth, Doppler Spread and Coherence Time, Angular spread and Coherence Distance **(Text 1 – 2.4)**

Statistical Channel Model of a Broadband Fading Channel

(Text 1 – 2.5.1)

The Cellular Concept – Cellular Concept , Analysis of Cellular Systems, Sectoring

(Text 1- 2.3) **L1, L2**

Module-2

GSM and TDMA Technology

GSM System overview – Introduction, GSM Network and System Architecture, GSM Channel Concept.

GSM System Operations – GSM Identities, System Operations –Traffic cases, GSM Infrastructure Communications (Um Interface)
(Text 2, Part1 and Part 2 of Chapter 5) **L1,L2,L3**

Module-3

CDMA Technology
CDMA System Overview – Introduction, CDMA Network and System Architecture
CDMA Basics – CDMA Channel Concepts, CDMA System (Layer 3) operations, 3G CDMA
(Text 2-Part 1, Part2 and Part 3 of Chapter 6) **L1,L2,L3**

Module-4

LTE – 4G
Key Enablers for LTE 4G – OFDM, SC-FDE, SC-FDMA, Channel Dependant Multiuser Resource Scheduling, Multi-Antenna Techniques, Flat IP Architecture, LTE Network Architecture. **(Text 1, Sec 1.4)**
Multi-Carrier Modulation – Multicarrier concepts, OFDM Basics, OFDM in LTE, Timing and Frequency Synchronization, Peak to Average Ration, SC-Frequency Domain Equalization, Computational Complexity Advantage of OFDM and SC-FDE.
(Text 1, Sec 3.1 – 3.7) **L1,L2,L3**

Module-5

LTE - 4G
OFDMA and SC-FDMA – Multiple Access for OFDM Systems, OFDMA, SCFDMA, Multiuser Diversity and Opportunistic Scheduling, OFDMA and SC-FDMA in LTE, OFDMA system Design Considerations.
(Text 1, Sec 4.1 – 4.6)
The LTE Standard – Introduction to LTE and Hierarchical Channel Structure of LTE, Downlink OFDMA Radio Resources, Uplink SC-FDMA Radio Resources.
(Text 1, Sec 6.1 – 6.4) **L1, L2,L3**

Course Outcomes: After studying this course, students will be able to:

1. Understand the Communication theory both Physical and networking associated with GSM, CDMA & LTE 4G systems.
2. Explain concepts of propagation mechanisms like Reflection, Diffraction, Scattering in wireless channels.
3. Develop a scheme for idle mode, call set up, call progress handling and call tear down in a GSM cellular network.

4. Develop a scheme for idle mode, call set up, call progress handling and call tear down in a CDMA cellular network.
5. Understand the Basic operations of Air interface in a LTE 4G system.

Question paper pattern:

- Examination will be conducted for 100 marks with question paper containing 10 full questions, each of 20 marks.
- Each full question can have a maximum of 4 sub questions.
- There will be 2 full questions from each module covering all the topics of the module.
- Students will have to answer 5 full questions, selecting one full question from each module.
- The total marks will be proportionally reduced to 60 marks as SEE marks is 60.

Text Books:

1. "Fundamentals of LTE" Arunabha Ghosh, Jan Zhang, Jefferey Andrews, Riaz Mohammed, Pearson education (Formerly Prentice Hall, Communications Engg and Emerging Technologies), ISBN-13: 978-0-13-703311-9.
2. "Introduction to Wireless Telecommunications Systems and Networks", Gary Mullet, First Edition, Cengage Learning India Pvt Ltd., 2006, ISBN - 13: 978-81-315-0559-5.

Reference Books:

1. "Wireless Communications: Principles and Practice" Theodore Rappaport, 2nd Edition, Prentice Hall Communications Engineering and Emerging Technologies Series, 2002, ISBN 0-13-042232-0.
2. LTE for UMTS Evolution to LTE-Advanced' Harri Holma and Antti Toskala, Second Edition - 2011, John Wiley & Sons, Ltd. Print ISBN: 9780470660003. 2

NETWORK SECURITY

Course Code	: 18EC821	CIE Marks	: 40
Lecture Hours/Week	: 3	SEE Marks	: 60
Total Number of Lecture Hours : 40 (08 Hrs / Module)		Exam Hours	: 03
CREDITS – 03			

Course Learning Objectives: This course will enable students to:

- Describe network security services and mechanisms.
- Understand Transport Level Security and Secure Socket Layer
- Know about Security concerns in Internet Protocol security
- Discuss about Intruders, Intrusion detection and Malicious Software
- Discuss about Firewalls, Firewall characteristics, Biasing and Configuration

Module-1

Attacks on Computers and Computer Security: Need for Security, Security Approaches, Principles of Security Types of Attacks.
(Chapter1-Text2) **L1, L2**

Module-2

Transport Level Security: Web Security Considerations, Secure Sockets Layer, Transport Layer Security, HTTPS, Secure Shell (SSH)
(Chapter15- Text1) **L1,L2**

Module-3

IP Security: Overview of IP Security (IPSec),IP Security Architecture, Modes of Operation, Security Associations (SA), Authentication Header (AH), Encapsulating Security Payload (ESP), Internet Key Exchange.
(Chapter19-Text1) **L1,L2**

Module-4

Intruders, Intrusion Detection.**(Chapter20-Text1)**
MALICIOUS SOFTWARE: Viruses and Related Threats, Virus Counter measures,
(Chapter21-Text1) **L1,L2**

Module-5

Firewalls: The Need for firewalls, Firewall Characteristics, Types of Firewalls, Firewall Biasing, Firewall location and configuration
(Chapter22-Text 1) **L1, L2**

Course Outcomes: After studying this course, students will be able to:

1. Explain network security services and mechanisms and explain security concepts
2. Understand the concept of Transport Level Security and Secure Socket Layer.
3. Explain Security concerns in Internet Protocol security
4. Explain Intruders, Intrusion detection and Malicious Software
5. Describe Firewalls, Firewall Characteristics, Biasing and Configuration

Question paper pattern:

- Examination will be conducted for 100 marks with question paper containing 10 full questions, each of 20 marks.
- Each full question can have a maximum of 4 sub questions.
- There will be 2 full questions from each module covering all the topics of the module.
- Students will have to answer 5 full questions, selecting one full question from each module.
- The total marks will be proportionally reduced to 60 marks as SEE marks is 60.

TEXT BOOKS:

1. Cryptography and Network Security Principles and Practice , Pearson Education Inc., William Stallings, 5th Edition, 2014, ISBN: 978-81-317- 6166-3.
2. Cryptography and Network Security, Atul Kahate, TMH, 2003.

REFERENCE BOOKS:

1. Cryptography and Network Security, Behrouz A. Forouzan, TMH, 2007.

MICRO ELECTRO MECHANICAL SYSTEMS

Course Code	: 18EC822	CIE Marks	: 40
Lecture Hours/Week	: 03	SEE Marks	: 60
Total Number of Lecture Hours	: 40 (8 Hrs /Module)	Exam Hours	: 03
CREDITS – 03			

Course Learning Objectives: This course will enable students to:

- Understand overview of microsystems, their fabrication and application areas.
- Working principles of several MEMS devices.
- Develop mathematical and analytical models of MEMS devices.
- Know methods to fabricate MEMS devices.
- Various application areas where MEMS devices can be used.

Module-1

Overview of MEMS and Microsystems: MEMS and Microsystem, Typical MEMS and Microsystems Products, Evolution of Microfabrication, Microsystems and Microelectronics, Multidisciplinary Nature of Microsystems, Miniaturization. Applications and Markets.

L1, L2

Module-2

Working Principles of Microsystems: Introduction, Microsensors, Microactuation, MEMS with Microactuators, Microaccelerometers, Microfluidics.

Engineering Science for Microsystems Design and Fabrication: Introduction, Molecular Theory of Matter and Inter-molecular Forces, Plasma Physics, Electrochemistry.

L1,L2

Module-3

Engineering Mechanics for Microsystems Design: Introduction, Static Bending of Thin Plates, Mechanical Vibration, Thermo mechanics, Fracture Mechanics, Thin Film Mechanics, Overview on Finite Element Stress Analysis.

L1,L2

Module-4

Scaling Laws in Miniaturization: Introduction, Scalingin Geometry, Scaling in Rigid-Body Dynamics, Scaling in Electrostatic Forces, Scaling in Fluid Mechanics, Scaling in Heat Transfer.

L1,L2

Module-5

Overview of Micromanufacturing: Introduction, Bulk Micromanufacturing, Surface Micromachining, The LIGA Process, Summary on Micro manufacturing.

L1, L2

Course Outcomes: After studying this course, students will be able to:

1. Appreciate the technologies related to Micro Electro Mechanical Systems.
2. Understand design and fabrication processes involved with MEMS Devices.
3. Analyze the MEMS devices and develop suitable mathematical models.
4. Know various application areas for MEMS device.
5. Describe the Micromanufacturing.

Question paper pattern:

- Examination will be conducted for 100 marks with question paper containing 10 full questions, each of 20 marks.
- Each full question can have a maximum of 4 sub questions.
- There will be 2 full questions from each module covering all the topics of the module.
- Students will have to answer 5 full questions, selecting one full question from each module.
- The total marks will be proportionally reduced to 60 marks as SEE marks is 60.

Text Book:

- Tai-Ran Hsu, MEMS and Micro systems: Design, Manufacture and Nanoscale Engineering, 2nd Ed, Wiley.

Reference Books:

1. Hans H. Gatzen,Volker Saile, JurgLeuthold, Micro and Nano Fabrication: Tools and Processes, Springer, 2015.
2. Dilip Kumar Bhattacharya, Brajesh Kumar Kaushik, Microelectromechanical Systems (MEMS), Cengage Learning.

RADAR ENGINEERING

Course Code	: 18EC823	CIE Marks	: 40
Lecture Hours/Week	: 03	SEE Marks	: 60
Total Number of Lecture Hours : 40 (08 Hrs / Module)		Exam Hours	: 03
CREDITS – 03			

Course Learning Objectives: This course will enable students to:

- Understand the Radar fundamentals and analyze the radar signals.
- Understand various technologies involved inthe designo fradar transmitters and receivers.
- Learn various radars like MTI, Doppler and tracking radars and their comparison

Module-1

Basics of Radar: Introduction, Maximum Unambiguous Range, Radar Waveforms, Definitions with respect to pulse wave form-PRF, PRI, Duty Cycle, Peak Transmitter Power, Average transmitter Power. Simple form of the Radar Equation, Radar Block Diagram and Operation, Radar Frequencies, Applications of Radar, The Origins of Radar, Illustrative Problems.

(Chapter 1 of Text) L1, L2,L3

Module-2

The Radar Equation: Prediction of Range 'Performance, Detection of signal in Noise, Minimum Detectable Signal, Receiver Noise, SNR, Modified Radar Range Equation, Envelope Detector - False Alarm Time and Probability, Probability of Detection, Radar Cross Section of Targets: simple targets – sphere, cone-sphere, Transmitter Power, PRF and Range Ambiguities, System Losses (qualitative treatment), Illustrative Problems.

(Chapter 2 of Text, Except 2.4, 2.6, 2.8 & 2.11) L1,L2,L3

Module-3

MTI and Pulse Doppler Radar: Introduction, Principle, Doppler Frequency Shift, Simple CW Radar, Sweep to Sweep subtraction and Delay Line Canceler, MTI Radar with– Power Amplifier Transmitter, Delay Line Cancelers— Frequency Response of Single Delay- Line Canceler, Blind Speeds, Clutter Attenuation, MTI Improvement Factor, N- Pulse Delay-Line Canceler, Digital MTI Processing–Blind phases, I and Q Channels, Digital MTI Doppler signal processor, Moving Target Detector- Original MTD.

(Chapter 3: 3.1, 3.2, 3.5, 3.6 of Text) L1,L2,L3

Module-4

Tracking Radar: Tracking with Radar- Types of Tracking Radar Systems,

Monopulse Tracking- Amplitude Comparison Monopulse (one-and two-coordinates), Phase Comparison Monopulse.
Sequential Lobing, Conical Scan Tracking, Block Diagram of Conical Scan Tracking Radar, Tracking in Range, Comparison of Trackers.
(Chapter4: 4.1, 4.2, 4.3 of Text), L1,L2,L3

Module-5

The Radar Antenna : Functions of The Radar Antenna, Antenna Parameters, Reflector Antennas and Electronically Steered Phase darray Antennas. (Chapter 9:9.1,9.29.4, 9.5 of Text)
Radar Receiver: The Radar Receiver, Receiver Noise Figure, Super Heterodyne Receiver, Duplexers and Receivers Protectors, Radar Displays. **(Chapter 11 of Text), L1, L2,L3**

Course Outcomes: At the end of the course, students will be able to:

1. Describe the radar fundamentals.
2. Analyze the radar signals.
3. Explain the working principle of pulse Doppler radars, their applications and limitations.
4. Describe the working of various radar transmitters and receivers.
5. Analyze the range parameters of pulse radar system which affect the system performance.

Question paper pattern:

- Examination will be conducted for 100 marks with question paper containing 10 full questions, each of 20 marks.
- Each full question can have a maximum of 4 sub questions.
- There will be 2 full questions from each module covering all the topics of the module.
- Students will have to answer 5 full questions, selecting one full question from each module.
- The total marks will be proportionally reduced to 60 marks as SEE marks is 60.

TEXT BOOK:

Introduction to Radar Systems- Merrill I Skolink, 3e, TMH, 2001

REFERENCE BOOKS:

1. Radar Principles, Technology, Applications—ByronEdde, Pearson Education, 2004.
2. Radar Principles–Peebles. Jr, P.Z. Wiley. New York, 1998.
3. Principles of Modem Radar: Basic Principles–Mark A. Rkhards, James A. Scheer, William A. HoIm. Yesdee, 2013

OPTICAL COMMUNICATION NETWORKS

Course Code	: 18EC824	CIE Marks	: 40
Lecture Hours/Week	: 03	SEE Marks	: 60
Total Number of Lecture Hours : 40 (08 Hrs / Module)		Exam Hours	: 03
CREDITS – 03			

Course Learning Objectives: This course will enable students to:

- Learn the basic principle of optical fiber communication with different modes of light propagation.
- Understand the transmission characteristics and losses in optical fiber.
- Study of optical components and its applications in optical communication networks.
- Learn the network standards in optical fiber and understand the network architectures along with its functionalities.

Module -1

Optical fiber Communications: Historical development, The general system, Advantages of optical fiber communication, Optical fiber wave guides: Ray theory transmission, Modes in planar guide, Phase and group velocity, Cylindrical fiber: Modes, Step index fibers, Graded index fibers, Single mode fibers, Cutoff wavelength, Mode field diameter, effective refractive index. Fiber Materials, Photonic crystal fibers.

(Text 2) **L1, L2**

Module -2

Transmission characteristics of optical fiber: Attenuation, Material absorption losses, Linear scattering losses, Nonlinear scattering losses, Fiber bend loss, Dispersion, Chromatic dispersion, Intermodal dispersion: Multimode step index fiber.

Optical Fiber Connectors: Fiber alignment and joint loss, Fiber splices: Fusion Splices, Mechanical splices, Fiber connectors: Cylindrical ferrule connectors, Duplex and Multiple fiber connectors, Fiber couplers: three and four port couplers, star couplers, Optical Isolators and Circulators.

(Text 2) **L1, L2**

Module -3

Optical sources: Light Emitting diodes: LED Structures, Light Source Materials, Quantum Efficiency and LED Power, Modulation. Laser Diodes: Modes and Threshold conditions, Rate equation, External Quantum Efficiency, Resonant Frequencies.

Photodetectors: Physical principles of Photodiodes, Photo detector noise, Detector response time.

Optical Receiver: Optical Receiver Operation: Error sources, Front End Amplifiers, Receiver sensitivity, Quantum Limit.
(Text1)

L1, L2

Module -4

WDM Concepts and Components: Overview of WDM: Operational Principles of WDM, WDM standards, Mach-Zehnder Interferometer Multiplexers, Isolators and Circulators, Fiber grating filters, Dielectric Thin-Film Filters, Diffraction Gratings. Optical amplifiers: Basic application and Types, Semiconductor optical amplifiers, Erbium Doped Fiber Amplifiers, Raman Amplifiers, Wideband Optical Amplifiers.
(Text 1) **L1, L2**

Module -5

Optical Networks : Optical network evolution and concepts: Optical networking terminology, Optical network node and
switching elements, Wavelength division multiplexed networks, Public telecommunication network overview. Optical network transmission modes, layers and protocols: Synchronous networks, Asynchronous transfer mode, OSI reference model, Optical transport network, Internet protocol, Wavelength routing networks: Routing and wavelength assignment, Optical switching networks: Optical circuit switched networks, packet switched networks, Multiprotocol Label Switching, Optical burst switching networks.
(Text 2) **L1, L2**

Course Outcomes: At the end of the course, students will be able to:

1. Classify and describe working of optical fiber with different modes of signal propagation.
2. Describe the transmission characteristics and losses in optical fiber communication.
3. Describe the construction and working principle of optical connectors, multiplexers and amplifiers.
4. Describe the constructional features and the characteristics of optical Sources and detectors.
5. Illustrate the networking aspects of optical fiber and describe various standards associated with it.

Question paper pattern:

- Examination will be conducted for 100 marks with question paper containing 10 full questions, each of 20 marks.

- Each full question can have a maximum of 4 sub questions.
- There will be 2 full questions from each module covering all the topics of the module.
- Students will have to answer 5 full questions, selecting one full question from each module.
- The total marks will be proportionally reduced to 60 marks as SEE marks is 60.

Text Books:

1. Gerd Keiser, Optical Fiber Communication, 5th Edition, Mc Graw Hill Education (India) Private Limited, 2015. ISBN:1-25-900687-5.
2. John M Senior, Optical Fiber Communications, Principles and Practice, 3rd Edition, Pearson Education, 2010, ISBN:978-81-317-3266-3

Reference Book:

- Joseph C Palais, Fiber Optic Communication, Pearson Education, 2005, ISBN:0130085103.

BIOMEDICAL SIGNAL PROCESSING

Course Code	: 18EC825	CIE Marks	: 40
Lecture Hours/Week	: 03	SEE Marks	: 60
Total Number of Lecture Hours	: 40 (8 Hrs /Module)	Exam Hours	: 03
CREDITS – 03			

Course Learning Objectives:

This course will enable students to:

- Describe the origin, properties and suitable models of important biological signals such as ECG and EEG.
- Know the basic signal processing techniques in analysing biological signals.
- Acquire mathematical and computational skills relevant to the field of biomedical signal processing.
- Describe the basics of ECG signal compression algorithms.
- Know the complexity of various biological phenomena.
- Understand the promises, challenges of the biomedical engineering.

Module -1

Introduction to Biomedical Signals: The nature of Biomedical Signals, Examples of Biomedical Signals, Objectives and difficulties in Biomedical analysis.

Electrocardiography: Basic electrocardiography, ECG leads systems, ECG signal characteristics.

Signal Conversion :Simple signal conversion systems, Conversion requirements for biomedical signals, Signal conversion circuits

(Text-1) **L1,L2**

Module -2

Signal Averaging: Basics of signal averaging, signal averaging as a digital filter, a typical averager, software for signal averaging, limitations of signal averaging.

Adaptive Noise Cancelling: Principal noise canceller model, 60-Hz adaptive cancelling using a sine wave model, other applications of adaptive filtering

(Text-1) **L1,L2,L3**

Module -3

Data Compression Techniques: Turning point algorithm, AZTEC algorithm, Fan algorithm, Huffman coding, data reduction algorithms The Fourier transform, Correlation, Convolution, Power spectrum estimation, Frequency domain analysis of the ECG **(Text-1)** **L1,L2, L3**

Module -4

Cardiological signal processing:

Basic Electrocardiography, ECG data acquisition, ECG lead system, ECG signal characteristics (parameters and their estimation), Analog filters, ECG amplifier, and QRS detector, Power spectrum of the ECG, Bandpass filtering techniques, Differentiation techniques, Template matching techniques, A QRS detection algorithm, Real-time ECG processing algorithm, ECG interpretation, ST segment analyzer, Portable arrhythmia monitor.

(Text -2) **L1,L2, L3**

Module -5

Neurological signal processing: The brain and its potentials, The electrophysiological origin of brain waves, The EEG signal and its characteristics (EEG rhythms, waves, and transients), Correlation.

Analysis of EEG channels: Detection of EEG rhythms, Template matching for EEG, spike and wave detection

(Text-2)

L1,L2, L3

Course Outcomes: At the end of the course, students will be able to:

1. Possess the basic mathematical, scientific and computational skills necessary to analyse ECG and EEG signals.
2. Apply classical and modern filtering and compression techniques for ECG and EEG signals.
3. Develop a thorough understanding on basics of ECG and EEG feature extraction.
4. Evaluate various event detection techniques for the analysis of the EEG and ECG.
5. Develop algorithms to process and analyze biomedical signals for better diagnosis.

Question paper pattern:

- Examination will be conducted for 100 marks with question paper containing 10 full questions, each of 20 marks.
- Each full question can have a maximum of 4 sub questions.
- There will be 2 full questions from each module covering all the topics of the module.
- Students will have to answer 5 full questions, selecting one full question from each module.
- The total marks will be proportionally reduced to 60 marks as SEE marks is 60.

Text Books:

1. **Biomedical Digital Signal Processing-** Willis J. Tompkins, PHI 2001.
2. **Biomedical Signal Processing Principles and Techniques-** D C Reddy, McGraw- Hill publications 2005.

Reference Book:

- **Biomedical Signal Analysis-**Rangaraj M. Rangayyan, John Wiley & Sons 2002.

VISVESVARAYA TECHNOLOGICAL UNIVERSITY
BELAGAVI

BE ELECTRICAL AND ELECTRONICS ENGINEERING
Scheme of Teaching and Examinations
Outcome Based Education (OBE) and Choice Based Credit System (CBCS)
(Effective from the academic year 2018 – 19)

Approved by BOS held on 24/5/2019

VISVESVARAYA TECHNOLOGICAL UNIVERSITY, BELAGAVI
Scheme of Teaching and Examination 2018 – 19
Outcome Based Education(OBE) and Choice Based Credit System (CBCS)
(Effective from the academic year 2018 – 19)

III SEMESTER

Sl. No	Course and Course Code		Course Title	Teaching Department	Teaching Hours /Week			Examination				Credits
					Theory Lecture	Tutorial	Practical/ Drawing	Duration in hours	CIE Marks	SEE Marks	Total Marks	
					L	T	P					
1	BSC	18MAT31	Transform Calculus, Fourier Series and Numerical Techniques (Common to all Branches)	Mathematics	2	2	--	03	40	60	100	3
2	PCC	18EE32	Electric Circuit Analysis	EEE	3	2	--	03	40	60	100	4
3	PCC	18EE33	Transformers and Generators	EEE	3	0	--	03	40	60	100	3
4	PCC	18 EE 34	Analog Electronic Circuits	EEE	2	2	--	03	40	60	100	3
5	PCC	18 EE 35	Digital System Design	EEE	3	0	--	03	40	60	100	3
6	PCC	18 EE 36	Electrical and Electronic Measurements	EEE	3	0	--	03	40	60	100	3
7	PCC	18 EE L37	Electrical Machines Laboratory -1	EEE	--	2	2	03	40	60	100	2
8	PCC	18 EE L38	Electronics Laboratory	EEE	--	2	2	03	40	60	100	2
9	HSMC	18KVK39/49	Vyavaharika Kannada (Kannada for communication)/	HSMC	--	2	--	--	100	--	100	1
		18KAK39/49	Aadalitha Kannada (Kannada for Administration)									
		OR										
		18CPC39	Constitution of India, Professional Ethics and Cyber Law		1	--	--	02	40	60		
					Examination is by objective type questions							
				TOTAL	**16** / **OR** / **17**	**10** / **OR** / **12**	**04**	**24** / **OR** / **26**	**420** / **OR** / **360**	**480** / **OR** / **540**	**900**	**24**

Note: BSC: Basic Science, PCC: Professional Core, HSMC: Humanity and Social Science, NCMC: Non-credit mandatory course.

18KVK39Vyavaharika Kannada (Kannada for communication) is for non-Kannada speaking, reading and writing students and 18KAK39 Aadalitha Kannada (Kannada for Administration) is for students who speak, read and write Kannada.

Course prescribed to lateral entry Diploma holders admitted to III semester of Engineering programs

10	NCMC	18MATDIP31	Additional Mathematics - I	Mathematics	02	01	--	03	40	60	100	0

(a)The mandatory non – credit courses Additional Mathematics I and II prescribed for III and IV semesters respectively, to the lateral entry Diploma holders admitted to III semester of BE/B. Tech. programs, shall attend the classes during the respective semesters to complete all the formalities of the course and appear for the University examination. In case, any student fails to register for the said course/fails to secure the minimum 40 % of the prescribed CIE marks, he/she shall be deemed to have secured F grade. In such a case, the students have to fulfill the requirements during subsequent semester/s to appear for SEE.

(b)These Courses shall not be considered for vertical progression, but completion of the courses shall be mandatory for the award of degree.

Courses prescribed to lateral entry B. Sc degree holders admitted to III semester of Engineering programs

Lateral entrant students from B.Sc. Stream, shall clear the non-credit courses Engineering Graphics and Elements of Civil Engineering and Mechanics of the First Year Engineering Programme. These Courses shall not be considered for vertical progression, but completion of the courses shall be mandatory for the award of degree.

AICTE Activity Points to be earned by students admitted to BE/B. Tech/B. Plan day college programme (For more details refer to Chapter
6,AICTE Activity Point Programme, Model Internship Guidelines):

Over and above the academic grades, every Day College regular student admitted to the 4 years Degree programme and every student entering 4 years Degree programme through lateral entry, shall earn 100 and 75 Activity Points respectively for the award of degree through AICTE Activity Point Programme. Students transferred from other Universities to fifth semester are required to earn 50 Activity Points from the year of entry to VTU. The Activity Points earned shall be reflected on the student's eighth semester Grade Card.

The activities can be can be spread over the years, anytime during the semester weekends and holidays, as per the liking and convenience of the student from the year of entry to the programme. However, minimum hours' requirement should be fulfilled. Activity Points (non-credit) have no effect on SGPA/CGPA and shall not be considered for vertical progression.

In case students fail to earn the prescribed activity Points, Eighth semester Grade Card shall be issued only after earning the required activity Points.

VISVESVARAYA TECHNOLOGICAL UNIVERSITY, BELAGAVI
Scheme of Teaching and Examination 2018 – 19
Outcome Based Education(OBE) and Choice Based Credit System (CBCS)
(Effective from the academic year 2018 – 19)

IVSEMESTER

Sl. No	Course and Course code		Course Title	Teaching Department	Teaching Hours /Week			Examination				Credits
					Theory Lecture	Tutorial	Practical/ Drawing	Duration in hours	CIE Marks	SEE Marks	Total Marks	
					L	T	P					
1	BSC	18MAT41	Complex analysis, probability and statistical methods	Mathematics	2	2	--	03	40	60	100	3
2	PCC	18 EE42	Power Generation and Economics	EEE	3	0	--	03	40	60	100	3
3	PCC	18 EE43	Transmission and Distribution	EEE	3	2	--	03	40	60	100	4
4	PCC	18 EE44	Electric Motors	EEE	3	0	--	03	40	60	100	3
5	PCC	18 EE45	Electromagnetic Field Theory	EEE	2	2	--	03	40	60	100	3
6	PCC	18 EE46	Operational Amplifiers and Linear ICs	EEE	3	0	--	03	40	60	100	3
7	PCC	18 EEL47	Electrical Machines Laboratory -2	EEE	--	2	2	03	40	60	100	2
8	PCC	18 EEL48	Op- amp and Linear ICs Laboratory	EEE	--	2	2	03	40	60	100	2
9	HSMC	18KVK39/49	Vyavaharika Kannada (Kannada for communication)/	HSMC	--	2	--	--	100	--	100	1
		18KAK39/49	Aadalitha Kannada (Kannada for Administration)									
		OR										
		18CPH49	Constitution of India, Professional Ethics and Cyber Law		1	--	--	02	40	60		
					Examination is by objective type questions							
				TOTAL	**16**	**10**	**04**	**24**	**420**	**480**	**900**	**24**
					OR	**OR**		**OR**	**OR**	**OR**		
					17	**12**		**26**	**360**	**540**		

Note: BSC: Basic Science, PCC: Professional Core, HSMC: Humanity and Social Science, NCMC: Non-credit mandatory course.

18KVK39/49Vyavaharika Kannada (Kannada for communication) is for non-Kannada speaking, reading and writing students and 18KAK39/49 Aadalitha Kannada (Kannada for Administration) is for students who speak, read and write Kannada.

Course prescribed to lateral entry Diploma holders admitted to III semester of Engineering programs

10	NCMC	18MATDIP41	Additional Mathematics - II	Mathematics	02	01	--	03	40	60	100	0

((a)The mandatory non – credit courses Additional Mathematics I and II prescribed for III and IV semesters respectively, to the lateral entry Diploma holders admitted to III semester of BE/B. Tech programs, shall attend the classes during the respective semesters to complete all the formalities of the course and appear for the University examination .In case, any student fails to register for the said course/fails to secure the minimum 40 % of the prescribed CIE marks, he/she shall be deemed to have secured F grade. In such a case, the students have to fulfill the requirements during subsequent semester/s to appear for SEE.

(b)These Courses shall not be considered for vertical progression, but completion of the courses shall be mandatory for the award of degree.

Courses prescribed to lateral entry B. Sc degree holders admitted to III semester of Engineering programs

Lateral entrant students from B.Sc. Stream, shall clear the non-credit courses Engineering Graphics and Elements of Civil Engineering and Mechanics of the First Year Engineering Programme. These Courses shall not be considered for vertical progression, but completion of the courses shall be mandatory for the award of degree.

AICTE activity Points: In case students fail to earn the prescribed activity Points, Eighth semester Grade Card shall be issued only after earning the required activity Points. Students shall be admitted for the award of degree only after the release of the Eighth semester Grade Card.

VISVESVARAYA TECHNOLOGICAL UNIVERSITY, BELAGAVI
Scheme of Teaching and Examination 2018 – 19
Outcome Based Education(OBE) and Choice Based Credit System (CBCS)
(Effective from the academic year 2018 – 19)

V SEMESTER

Sl. No	Course and Course code		Course Title	Teaching Department	Teaching Hours /Week			Examination				Credits
					Theory Lecture	Tutorial	Practical/ Drawing	Duration in hours	CIE Marks	SEE Marks	Total Marks	
					L	T	P					
1	PCC	18 EE51	Management and Entrepreneurship	EEE	3	0	--	03	40	60	100	3
2	PCC	18 EE52	Microcontroller	EEE	3	2	--	03	40	60	100	4
3	PCC	18 EE53	Power Electronics	EEE	3	2	--	03	40	60	100	4
4	PCC	18 EE54	Signals and Systems	EEE	3	--	--	03	40	60	100	3
5	PCC	18 EE55	Electrical Machine Design	EEE	3	--	--	03	40	60	100	3
6	PCC	18 EE56	High Voltage Engineering	EEE	3	--	--	03	40	60	100	3
7	PCC	18 EEL57	Microcontroller Laboratory	EEE	--	2	2	03	40	60	100	2
8	PCC	18 EEL58	Power Electronics Laboratory	EEE	--	2	2	03	40	60	100	2
9	HSMC	18CIV59	Environmental Studies	Civil/ Environmental [Paper setting: Civil Engineering Board]	1	--	--	02	40	60	100	1
				TOTAL	**18**	**10**	**4**	**26**	**360**	**540**	**900**	**25**

Note: PCC: Professional Core, HSMC: Humanity and Social Science.

AICTE activity Points: In case students fail to earn the prescribed activity Points, Eighth semester Grade Card shall be issued only after earning the required activity Points. Students shall be admitted for the award of degree only after the release of the Eighth semester Grade Card.

VISVESVARAYA TECHNOLOGICAL UNIVERSITY, BELAGAVI
Scheme of Teaching and Examination 2018 – 19
Outcome Based Education(OBE) and Choice Based Credit System (CBCS)
(Effective from the academic year 2018 – 19)

VI SEMESTER

Sl. No	Course and Course code		Course Title	Teaching Department	Teaching Hours /Week			Examination				Credits
					Theory Lecture	Tutorial	Practical/ Drawing	Duration in hours	CIE Marks	SEE Marks	Total Marks	
					L	T	P					
1	PCC	18 EE61	Control Systems	EEE	3	2	--	03	40	60	100	4
2	PCC	18 EE62	Power System Analysis – 1	EEE	3	2	--	03	40	60	100	4
3	PCC	18 EE63	Digital Signal Processing	EEE	3	2	--	03	40	60	100	4
4	PEC	18 EE64X	Professional Elective -1	EEE	3	--	--	03	40	60	100	3
5	OEC	18 EE65X	Open Elective -A	EEE	3	--	--	03	40	60	100	3
6	PCC	18 EEL66	Control System Laboratory	EEE	--	2	2	03	40	60	100	2
7	PCC	18 EEL67	Digital Signal Processing Laboratory	EEE	--	2	2	03	40	60	100	2
8	MP	18 EEMP68	Mini-project		--	--	2	03	40	60	100	2
9	Internship	--	Internship	To be carried out during the vacation/s of VI and VII semesters and /or VII and VIII semesters.								
				TOTAL	**15**	**10**	**06**	**24**	**320**	**480**	**800**	**24**

Note: PCC: Professional core, PEC: Professional Elective, OE: Open Elective, MP: Mini-project.

Professional Elective -1

Course code under18XX64X	Course Title
18 EE641	Introduction to Nuclear Power
18 EE642	Electrical Engineering Materials
18 EE643	Computer Aided Electrical Drawing
18 EE644	Embedded System
18 EE645	Object Oriented Programming using C++
18EE646	**Electric Vehicles Technologies**
18EE647	**Sensors and Transducers**

Open Elective -A

Students can select any one of the open electives offered by other Departments expect those that are offered by the parent Department (Please refer to the list of open electives under 18XX65X).

Selection of an open elective shall not be allowed if,

The candidate has studied the same course during the previous semesters of the programme.

The syllabus content of open elective is similar to that of the Departmental core courses or professional electives.

A similar course, under any category, is prescribed in the higher semesters of the programme.

Registration to electives shall be documented under the guidance of Programme Coordinator/ Advisor/Mentor.

Mini-project work:

Based on the ability/abilities of the student/s and recommendations of the mentor, a single discipline or a multidisciplinary Mini-project can be assigned to an individual student or to a group having not more than 4 students.

CIE procedure for Mini-project:

(i) Single discipline: The CIE marks shall be awarded by a committee consisting of the Head of the concerned Department and two senior faculty members of the Department, one of whom shall be the Guide.

The CIE marks awarded for the Mini-project work, shall be based on the evaluation of project report, project presentation skill and question and answer session in the ratio 50:25:25.The marks awarded for the project report shall be the same for all the batch mates.

(ii) Interdisciplinary: Continuous Internal Evaluation shall be group wise at the college level with the participation of all the guides of the college.

The CIE marks awarded for the Mini-project, shall be based on the evaluation of project report, project presentation skill and question and answer session in the ratio 50:25:25.The marks awarded for the project report shall be the same for all the batch mates.

SEE for Mini-project:

(i) Single discipline: Contribution to the Mini-project and the performance of each group member shall be assessed individually in the semester end examination (SEE) conducted at the department.

(ii) Interdisciplinary: Contribution to the Mini-project and the performance of each group member shall be assessed individually in semester end examination (SEE) conducted separately at the departments to which the student/s belong to.

Internship: All the students admitted to III year of BE/B.Tech shall have to undergo mandatory internship of 4 weeks during the vacation of VI and VII semesters and /or VII and VIII semesters. A University examination shall be conducted during VIII semester and the prescribed credit shall be included in VIII semester. Internship shall be considered as a head of passing and shall be considered for the award of degree. Those, who do not take-up/complete the internship shall be declared fail and shall have to complete during subsequent University examination after satisfying the internship requirements.

AICTE activity Points: In case students fail to earn the prescribed activity Points, Eighth semester Grade Card shall be issued only after earning the required activity Points. Students shall be admitted for the award of degree only after the release of the Eighth semester Grade Card.

VISVESVARAYA TECHNOLOGICAL UNIVERSITY, BELAGAVI
Scheme of Teaching and Examination 2018 – 19
Outcome Based Education(OBE) and Choice Based Credit System (CBCS)
(Effective from the academic year 2018 – 19)

VII SEMESTER

Sl. No	Course and Course code		Course Title	Teaching Department	Teaching Hours /Week			Examination				Credits
					Theory Lecture	Tutorial	Practical/ Drawing	Duration in hours	CIE Marks	SEE Marks	Total Marks	
					L	T	P					
1	PCC	18 EE71	Power System Analysis – 2	EEE	2	2	--	03	40	60	100	3
2	PCC	18 EE72	Power System Protection	EEE	3	--	--	03	40	60	100	3
3	PEC	18 EE73X	Professional Elective - 2	EEE	3	--	--	03	40	60	100	3
4	PEC	18 EE74X	Professional Elective - 3	EEE	3	--	--	03	40	60	100	3
5	OEC	18 EE75X	Open Elective -B	EEE	3	--	--	03	40	60	100	3
6	PCC	18 EEL76	PSS laboratory	EEE	--	2	2	03	40	60	100	2
7	PCC	18 EEL77	Relay & HV lab	EEE	--	2	2	03	40	60	100	2
8	Project	18 EEP78	Project Work Phase - 1	EEE	--	--	2	--	100	--	100	1
9	Internship	--	Internship	(If not completed during the vacation of VI and VII semesters, it shall be carried out during the vacation of VII and VIII semesters)								
				TOTAL	**14**	**06**	**06**	**21**	**380**	**420**	**800**	**20**

Note: PCC: Professional core, PEC: Professional Elective.

Professional Elective - 2

Course code under 18XX73X	Course Title
18EE731	Solar and Wind Energy
18EE732	**Micro and Nano Scale Sensors and Transducers**
18 EE733	Integrated of Distribution Generation.
18 EE734	Advanced Control Systems
18 EE735	Reactive Power Control in Electric Power Systems

Professional Electives - 3

Course code under 18 EE74X	Course Title
18 EE741	Industrial Drives and Application
18 EE742	Utilization of Electrical Power
18 EE743	**AI Techniques for Electrical and hybrid Electric Vehicles**
18 EE744	Smart Grid
18 EE745	Artificial Neural Network With Applications to Power Systems

Open Elective -B

Students can select any one of the open electives offered by other Departments expect those that are offered by the parent Department (Please refer to the list of open electives under 18XX75X).

Selection of an open elective shall not be allowed if,

The candidate has studied the same course during the previous semesters of the programme.

The syllabus content of open elective is similar to that of the Departmental core courses or professional electives.

A similar course, under any category, is prescribed in the higher semesters of the programme.

Registration to electives shall be documented under the guidance of Programme Coordinator/ Advisor/Mentor.

Project work:

Based on the ability/abilities of the student/s and recommendations of the mentor, a single discipline or a multidisciplinary project can be assigned to an individual student or to a group having not more than 4 students. In extraordinary cases, like the funded projects requiring students from different disciplines, the project student strength can be 5 or 6.

CIE procedure for Project Work Phase - 1:

(i) Single discipline: The CIE marks shall be awarded by a committee consisting of the Head of the concerned Department and two senior faculty members of the Department, one of whom shall be the Guide.

The CIE marks awarded for the project work phase -1, shall be based on the evaluation of the project work phase -1 Report (covering Literature Survey, Problem identification, Objectives and Methodology), project presentation skill and question and answer session in the ratio 50:25:25.The marks awarded for the Project report shall be the same for all the batch mates.

(ii) Interdisciplinary: Continuous Internal Evaluation shall be group wise at the college level with the participation of all guides of the college. Participation of external guide/s, if any, is desirable.

The CIE marks awarded for the project work phase -1, shall be based on the evaluation of project work phase -1 Report(covering Literature Survey, Problem identification, Objectives and Methodology), project presentation skill and question and answer session in the ratio 50:25:25.The marks awarded for the project report shall be the same for all the batch mates.

Internship: All the students admitted to III year of BE/B.Tech shall have to undergo mandatory internship of 4 weeks during the vacation of VI and VII semesters and /or VII and VIII semesters. A University examination shall be conducted during VIII semester and the prescribed credit shall be included in VIII semester. Internship shall be considered as a head of passing and shall be considered for the award of degree. Those, who do not take-up/complete the internship shall be declared fail and shall have to complete during subsequent University examination after satisfying the internship requirements.

AICTE activity Points: In case students fail to earn the prescribed activity Points, Eighth semester Grade Card shall be issued only after earning the required activity Points. Students shall be admitted for the award of degree only after the release of the Eighth semester Grade Card.

VISVESVARAYA TECHNOLOGICAL UNIVERSITY, BELAGAVI
Scheme of Teaching and Examination 2018 – 19
Outcome Based Education(OBE) and Choice Based Credit System (CBCS)
(Effective from the academic year 2018 – 19)

VIII SEMESTER

Sl. No	Course and Course code		Course Title	Teaching Department	Teaching Hours /Week			Examination				Credits
					Theory Lecture	Tutorial	Practical/ Drawing	Duration in hours	CIE Marks	SEE Marks	Total Marks	
					L	T	P					
1	PCC	18EE81	Power System Operation and Control	EEE	3	--	--	03	40	60	100	3
2	PEC	18EE82X	Professional Elective - 4	EEE	3	--	--	03	40	60	100	3
3	Project	18EEP83	Project Work Phase - 2		--	--	2	03	40	60	100	8
4	Seminar	18EES84	Technical Seminar		--	--	2	03	100	--	100	1
5	Internship	18EEI85	Internship	Completed during the vacation/s of VI and VII semesters and /or VII and VIII semesters.)				03	40	60	100	3
				TOTAL	**06**	**--**	**04**	**15**	**260**	**240**	**500**	**18**

Note: PCC: Professional Core, PEC: Professional Elective.

Professional Electives - 4

Course code under 18XX82X	Course Title
18EE821	FACTs and HVDC Transmission
18EE822	Electrical Estimation and Costing
18EE823	**Big Data Analytics in Power Systems**
18EE824	Power System Planning
18EE825	Electrical Power Quality

Project Work

CIE procedure for Project Work Phase - 2:

(i) Single discipline: The CIE marks shall be awarded by a committee consisting of the Head of the concerned Department and two senior faculty members of the Department, one of whom shall be the Guide.

The CIE marks awarded for the project work phase -2, shall be based on the evaluation of project work phase -2 Report, project presentation skill and question and answer session in the ratio 50:25:25.The marks awarded for the project report shall be the same for all the batch mates.

(ii) Interdisciplinary: Continuous Internal Evaluation shall be group wise at the college level with the participation of all guides of the college. Participation of external guide/s, if any, is desirable.

The CIE marks awarded for the project work phase -2, shall be based on the evaluation of project work phase -2 Report, project presentation skill and question and answer session in the ratio 50:25:25.The marks awarded for the project report shall be the same for all the batch mates.

SEE for Project Work Phase - 2:

(i) Single discipline: Contribution to the project and the performance of each group member shall be assessed individually in semester end examination (SEE) conducted at the department.

ii) Interdisciplinary: Contribution to the project and the performance of each group member shall be assessed individually in semester end examination (SEE) conducted separately at the departments to which the student/s belong to.

Internship: Those, who have not pursued /completed the internship, shall be declared as fail and have to complete during subsequent University examination after satisfying the internship requirements.

AICTE activity Points: In case students fail to earn the prescribed activity Points, Eighth semester Grade Card shall be issued only after earning the required activity Points. Students shall be admitted for the award of degree only after the release of the Eighth semester Grade Card.

Activity points of the students who have earned the prescribed AICTE activity Points shall be sent the University along with the CIE marks of 8th semester. In case of students who have not satisfied the AICTE activity Points at the end of eighth semester, the column under activity Points shall be marked NSAP (Not Satisfied Activity Points).

B.E ELECTRICAL AND ELECTRONICS ENGINEERING
Outcome Based Education (OBE) and Choice Based Credit System (CBCS)
SEMESTER - VI

OPEN ELECTIVE - A

Course Code	18EE65X	CIE Marks	40
Teaching Hours/Week (L:T:P)	(3:0:0)	SEE Marks	60
Credits	03	Exam Hours	03

Students can select any one of the open electives offered by other Departments expect those that are offered by the parent Department (For syllabus, please refer to the concerned Programme syllabus book or VTU website vtu.ac.in may be visited.).
Selection of an open elective shall not be allowed if,
The candidate has studied the same course during the previous semesters of the programme.
The syllabus content of open elective is similar to that of the Departmental core courses or professional electives.
A similar course, under any category, is prescribed in the higher semesters of the programme.
Registration to electives shall be documented under the guidance of Programme Coordinator/ Advisor/Mentor.

Sl No	Board and the Department offering the Electives		Course Sl No	Course code under 18EE65X	Course Title
		Electrical and Electronics Engineering	1	18EE651	Industrial Servo Control Systems
			2	18EE652	PLC and SCADA
			3	18EE653	Renewable Energy Resources
			4	**18EE654**	**Introduction to Data Analytics**

B.E ELECTRICAL AND ELECTRONICS ENGINEERING **Outcome**
Based Education (OBE) and Choice Based Credit System (CBCS)
SEMESTER - VII

OPEN ELECTIVE - B

Course Code	18EE75X	CIE Marks	40
Teaching Hours/Week (L:T:P)	(3:0:0)	SEE Marks	60
Credits	03	Exam Hours	03

Students can select any one of the open electives offered by other Departments expect those that are offered by the parent Department (For syllabus, please refer to the concerned Programme syllabus book or VTU website vtu.ac.in may be visited.).
Selection of an open elective shall not be allowed if,
The candidate has studied the same course during the previous semesters of the programme.
The syllabus content of open elective is similar to that of the Departmental core courses or professional electives.
A similar course, under any category, is prescribed in the higher semesters of the programme.
Registration to electives shall be documented under the guidance of Programme Coordinator/ Advisor/Mentor.

Sl No	Board and the Department offering the Electives		Course Sl No	Course code under 18EE75X	Course Title
		Electrical and Electronics Engineering	1	**18EE751**	**Carbon Capture and Storage**
			2	18EE752	Electric Vehicles
			3	**18EE753**	**Disasters Management**
			4	18EE754	Electrical Energy Conservation and Auditing

VISVESVARAYA TECHNOLOGICAL UNIVERSITY
BELAGAVI

Scheme of Teaching and Examination and Syllabus

B.E. ELECTRICAL AND ELECTRONICS ENGINEERING

III-VIIISEMESTER

(Effective from Academic year 2018-19)

B. E. ELECTRICAL AND ELECTRONICS ENGINEERING
Choice Based Credit System (CBCS) and Outcome Based Education (OBE) and Outcome Based Education (OBE)
SEMESTER - III

TRANSFORM CALCULUS, FOURIER SERIES AND NUMERICAL TECHNIQUES
(Common to all Programmes)

Course Code	**18MAT31**	CIE Marks	40
Teaching Hours/Week (L: T:P)	(2:2:0)	SEE Marks	60
Credits	03	Exam Hours	03

Course Learning Objectives:

- To have an insight into Fourier series, Fourier transforms, Laplace transforms, Difference equations and Z-transforms.
- To develop the proficiency in variational calculus and solving ODE's arising in engineering applications, using numerical methods.

Module-1

Laplace Transform: Definition and Laplace transforms of elementary functions (statements only). Laplace transforms of Periodic functions (statement only) and unit-step function – problems.
Inverse Laplace Transform: Definition and problems, Convolution theorem to find the inverse Laplace transforms (without Proof) and problems. Solution of linear differential equations using Laplace transforms.

Module-2

Fourier Series: Periodic functions, Dirichlet's condition. Fourier series of periodic functions period 2π and arbitrary period. Half range Fourier series. Practical harmonic analysis.

Module-3

Fourier Transforms: Infinite Fourier transforms, Fourier sine and cosine transforms. Inverse Fourier transforms. Problems.
Difference Equations and Z-Transforms: Difference equations, basic definition, z-transform-definition, Standard z-transforms, Damping and shifting rules, initial value and final value theorems (without proof) and problems, Inverse z-transform and applications to solve difference equations.

Module-4

Numerical Solutions of Ordinary Differential Equations(ODE's):
Numerical solution of ODE's of first order and first degree- Taylor's series method, Modified Euler's method. Runge -Kutta method of fourth order, Milne's and Adam-Bash forth predictor and corrector method (No derivations of formulae)-Problems.

Module-5

Numerical Solution of Second Order ODE's: Runge-Kutta method and Milne's predictor and corrector method. (No derivations of formulae).
Calculus of Variations: Variation of function and functional, variational problems, Euler's equation, Geodesics, hanging chain, problems.

Course Outcomes: At the end of the course the student will be able to:

- CO1: Use Laplace transform and inverse Laplace transform in solving differential/ integral equation arising in network analysis, control systems and other fields of engineering.
- CO2: Demonstrate Fourier series to study the behaviour of periodic functions and their applications in system communications, digital signal processing and field theory.
- CO3: Make use of Fourier transform and Z-transform to illustrate discrete/continuous function arising in wave and heat propagation, signals and systems.
- CO4: Solve first and second order ordinary differential equations arising in engineering problems using single step and multistep numerical methods.
- CO5:Determine the externals of functionals using calculus of variations and solve problems arising in dynamics of rigid bodies and vibrational analysis.

Question paper pattern:

- The question paper will have ten full questions carrying equal marks.
- Each full question will be for 20 marks.
- There will be two full questions (with a maximum of four sub- questions) from each module.
- Each full question will have sub- question covering all the topics under a module.
- The students will have to answer five full questions, selecting one full question from each module.

Sl. No.	Title of the Book	Name of the Author/s	Name of the Publisher	Edition and Year
Textbooks				

1	Advanced Engineering Mathematics	E. Kreyszig	John Wiley & Sons	10th Edition, 2016
2	Higher Engineering Mathematics	B. S. Grewal	Khanna Publishers	44th Edition, 2017
3	Engineering Mathematics	Srimanta Pal et al	Oxford University Press	3rd Edition, 2016
Reference Books				
1	Advanced Engineering Mathematics	C. Ray Wylie, Louis C. Barrett	McGraw-Hill Book Co	6th Edition, 1995
2	Introductory Methods of Numerical Analysis	S. S. Sastry	Prentice Hall of India	4th Edition 2010
3	Higher Engineering Mathematics	B.V. Ramana	McGraw-Hill	11th Edition,2010
4	A Textbook of Engineering Mathematics	N. P. Bali and Manish Goyal	Laxmi Publications	6th Edition, 2014
5	Advanced Engineering Mathematics	Chandrika Prasad and Reena Garg	Khanna Publishing,	2018

Web links and Video Lectures:

1. http://nptel.ac.in/courses.php?disciplineID=111
2. http://www.class-central.com/subject/math(MOOCs)
3. http://academicearth.org/
4. VTU EDUSAT PROGRAMME - 20

B. E. ELECTRICAL AND ELECTRONICS ENGINEERING
Choice Based Credit System (CBCS) and Outcome Based Education (OBE)
SEMESTER - III

ELECTRIC CIRCUIT ANALYSIS

Course Code	**18EE32**	CIE Marks	40
Teaching Hours/Week (L: T:P)	(3:2:0)	SEE Marks	60
Credits	04	Exam Hours	03

Course Learning Objectives:

- To familiarize the basic laws, source transformations, theorems and the methods of analyzing electrical circuits.
- To explain the use of network theorems and the concept of resonance.
- To familiarize the analysis of three-phase circuits, two port networks and networks with non-sinusoidal inputs.
- To explain the importance of initial conditions, their evaluation and transient analysis of R-L and R-C circuits.
- To impart basic knowledge on network analysis using Laplace transforms. ■

Module-1

Basic Concepts: Active and passive elements, Concept of ideal and practical sources. Source transformation and Source shifting, Concept of Super-Mesh and Super node analysis. Analysis of networks by (i) Network reduction method including star – delta transformation, (ii) Mesh and Node voltage methods for ac and DC circuits with independent and dependent sources. Duality. ■

Module-2

Network Theorems: Super Position theorem, Reciprocity theorem, Thevenin's theorem, Norton's theorem, Maximum power transfer theorem and Millman's theorem. Analysis of networks, with and without dependent ac and DC sources. ■

Module-3

Resonant Circuits: Analysis of simple series RLC and parallel RLC circuits under resonances. Problems on Resonant frequency, Bandwidth and Quality factor at resonance

Transient Analysis: Transient analysis of RL and RC circuits under DC excitations: Behavior of circuit elements under switching action $(t = 0 \text{ and } t = \infty)$, Evaluation of initial conditions. ■

Module-4

Laplace Transformation: Laplace transformation (LT), LT of Impulse, Step, Ramp, Sinusoidal signals and shifted functions. Waveform synthesis. Initial and Final value theorems. ■

Module-5

Unbalanced Three Phase Systems: Analysis of three phase systems, calculation of real and reactive Powers by direct application of mesh and nodal analysis.

Two Port networks: Definition, Open circuit impedance, Short circuit admittance and Transmission parameters and their evaluation for simple circuits, relationships between parameter sets. ■

Course Outcomes: At the end of the course the student will be able to:

- Understand the basic concepts, basic laws and methods of analysis of DC and AC networks and reduce the complexity of network using source shifting, source transformation and network reduction using transformations.
- Solve complex electric circuits using network theorems.
- Discuss resonance in series and parallel circuits and also the importance of initial conditions and their evaluation.
- Synthesize typical waveforms using Laplace transformation.
- Solve unbalanced three phase systems and also evaluate the performance of two port networks. ■

Question paper pattern:

- The question paper will have ten questions.
- Each full question is for 20 marks.
- There will be 2 full questions (with a maximum of three sub questions in one full question) from each module.
- Each full question with sub questions will cover the contents under a module.
- Students will have to answer 5 full questions, selecting one full question from each module. ■

Sl. No.	Title of the Book	Name of the Author/s	Name of the Publisher	Edition and Year
Textbooks				

1	Engineering Circuit Analysis	William H Hayt et al	Mc Graw Hill	8th Edition,2014
2	Network Analysis	M.E. Vanvalkenburg	Pearson	3rd Edition,2014
3	Fundamentals of Electric Circuits	Charles K Alexander Matthew N O Sadiku	Mc Graw Hill	5th Edition,2013
Reference Books				
1	Engineering Circuit Analysis	J David Irwin et al	Wiley India	10th Edition, 2014
2	Electric Circuits	Mahmood Nahvi	Mc Graw Hill	5th Edition, 2009
3	Introduction to Electric Circuits	Richard C Dorf and James A Svoboda	Wiley	9th Edition, 2015
4	Circuit Analysis; Theory and Practice	Allan H Robbins Wilhelm C Miller	Cengage	5th Edition, 2013
5	Basic Electrical Engineering	V K Mehta, Rohit Mehta	S Chand	6th Edition 2015

B. E. ELECTRICAL AND ELECTRONICS ENGINEERING
Choice Based Credit System (CBCS) and Outcome Based Education (OBE)
SEMESTER - III

TRANSFORMERS AND GENERATORS

Subject Code	**18EE33**	CIE Marks	40
Number of Lecture Hours/Week	3:0:0	SEE Marks	60
Credits	03	Exam Hours	03

Course Learning Objectives:

- To understand the concepts of transformers and their analysis.
- To suggest a suitable three phase transformer connection for a particular operation.
- To understand the concepts of generator and to evaluate their performance.
- To explain the requirement for the parallel operation of transformers and synchronous generators.

Module-1

Single phase Transformers: Operation of practical transformer under no-load and on-load with phasor diagrams. Open circuit and Short circuit tests, calculation of equivalent circuit parameters and predetermination of efficiency-commercial and all-day efficiency. Voltage regulation and its significance.

Three-phase Transformers: Introduction, Constructional features of three-phase transformers. Choice between single unit three-phase transformer and a bank of three single-phase transformers. Transformer connection for three phase operation– star/star, delta/delta, star/delta, zigzag/star and V/V, comparative features. Phase conversion-Scott connection for three-phase to two-phase conversion. Labeling of three-phase transformer terminals, vector groups.

Module-2

Tests, Parallel Operation of Transformer& Auto Transformer: Polarity test, Sumpner's test, separation of hysteresis and eddy current losses

Parallel Operation of Transformers: Necessity of Parallel operation, conditions for parallel operation– Single phase and three phase. Load sharing in case of similar and dissimilar transformers. **Auto transformers and Tap changing transformers:** Introduction to autotransformer-copper economy, equivalent circuit, no load and on load tap changing transformers.

Module-3

Three-Winding Transformers & Cooling of Transformers: Three-winding transformers. Cooling of transformers.

Direct current Generator: Armature reaction, Commutation and associated problems,

Synchronous Generators: Armature windings, winding factors, e.m.f equation. Harmonics–causes, reduction and elimination. Armature reaction, Synchronous reactance, Equivalent circuit.

Module-4

Synchronous Generators Analysis: Alternator on load. Excitation control for constant terminal voltage. Voltage regulation. Open circuit and short circuit characteristics, Assessment of reactance-short circuit ratio, synchronous reactance, Voltage regulation by EMF, MMF and ZPF

Module-5

Synchronous Generators (Salient Pole): Effects of saliency, two-reaction theory, Parallel operation of generators and load sharing. Methods of Synchronization, Synchronizing power, Determination of X_d & X_q – slip test

Performance of Synchronous Generators: Power angle characteristic (salient and non salient pole), power angle diagram, reluctance power, Capability curve for large turbo generators. Hunting and damper windings.

Course Outcomes: At the end of the course the student will be able to:

- Understand the construction and operation of 1-phase, 3-Phase transformers and Autotransformer.
- Analyze the performance of transformers by polarity test, Sumpner's Test, phase conversion, 3-phase connection, and parallel operation.
- Understand the construction and working of AC and DC Generators.
- Analyze the performance of the AC Generators on infinite bus and parallel operation.
- Determine the regulation of AC Generator by Slip test, EMF, MMF, and ZPF Methods.

Question paper pattern:

- The question paper will have ten questions.
- Each full question is for 20 marks.
- There will be 2 full questions (with a maximum of three sub questions in one full question) from each module.
- Each full question with sub questions will cover the contents under a module.
- Students will have to answer 5 full questions, selecting one full question from each module. ■

Text Books				
1	Electric Machines	D. P. Kothari, et al	McGraw Hill	4th Edition, 2011
2	Principals of Electrical Machines	V.K Mehta, Rohit Mehta	S Chand	2nd edition, 2009
Reference Books				
1	Electric Machines	MulukuntlaS.Sarma,at el	Cengage	1st Edition, 2009
2	Electrical Machines, Drives and Power systems	Theodore Wildi	Pearson	6th Edition, 2014
3	Electric Machines	Ashfaq Hussain	Dhanpat Rai & Co	2nd Edition, 2013

B. E. ELECTRICAL AND ELECTRONICS ENGINEERING
Choice Based Credit System (CBCS) and Outcome Based Education (OBE)
SEMESTER - III

ANALOG ELECTRONIC CIRCUITS

Subject Code	**18EE34**	CIE Marks	40
Number of Lecture Hours/Week	2:2:0	SEE Marks	60
Credits	03	Exam Hours	03

Course Learning Objectives:

- Provide the knowledge for the analysis of diode and transistor circuits.
- Develop skills to design the electronic circuits like amplifiers and oscillators. ■

Module-1

Diode Circuits: Diode clipping and clamping circuits.
Transistor Biasing and Stabilization: Operating point, analysis and design of fixed bias circuit, self- bias circuit, Emitter stabilized bias circuit, voltage divider bias circuit, stability factor of different biasing circuits. Problems. Transistor switching circuits. ■

Module-2

Transistor at Low Frequencies: BJT transistor modelling, CE fixed bias configuration, voltage divider bias, emitter follower, CB configuration, collector feedback configuration, analysis using h – parameter model, relation between h – parameters model of CE, CC and CB modes, Millers theorem and its dual. ■

Module-3

Multistage Amplifiers: Cascade and cascade connections, Darlington circuits, analysis and design.
Feedback Amplifiers: Feedback concept, different types, practical feedback circuits, analysis and design of feedback circuits. ■

Module-4

Power Amplifiers: Amplifier types, analysis and design of different power amplifiers, **Oscillators:** Principle of operation, analysis and derivation of frequency of oscillation of phase shift oscillator, Wien bridge oscillator, RF and crystal oscillator and frequency stability. ■

Module-5

FETs: Construction, working and characteristics of JFET and MOSFET. Biasing of JFET and MOSFET. Analysis and design of JFET (only common source configuration with fixed bias) and MOSFET amplifiers ■

Course Outcomes: At the end of the course the student will be able to:

- Obtain the output characteristics of clipper and clamper circuits.
- Design and compare biasing circuits for transistor amplifiers & explain the transistor switching.
- Explain the concept of feedback, its types and design of feedback circuits
- Design and analyze the power amplifier circuits and oscillators for different frequencies.
- Design and analysis of FET and MOSFET amplifiers. ■

Question paper pattern:

- The question paper will have ten questions.
- Each full question is for 20 marks.
- There will be 2 full questions (with a maximum of three sub questions in one full question) from each module.
- Each full question with sub questions will cover the contents under a module.
- Students will have to answer 5 full questions, selecting one full question from each module. ■

Text Books

1	Electronic Devices and Circuit Theory	Robert L Boylestad Louis Nashelsky	Pearson	11th Edition, 2015
2	Electronic Devices and Circuits	Millman and Halkias	Mc Graw Hill	4th Edition, 2015
3	Electronic Devices and Circuits	David A Bell	Oxford University Press	5th Edition, 2008

Reference Books

1	Microelectronics Circuits Analysis and Design	Muhammad Rashid	Cengage Learning	2nd Edition, 2014

2	A Text Book of Electrical Technology, Electronic Devices and Circuits	B.L. Theraja, A.K. Theraja,	S. Chand	Reprint, 2013
3	Electronic Devices and Circuits	Anil K. Maini VashaAgarval	Wiley	1st Edition, 2009
4	Electronic Devices and Circuits	S.Salivahanan N.Suresh	Mc Graw Hill	3rd Edition, 2013
5	Fundamentals of Analog Circuits	Thomas L Floyd	Pearson	2nd Edition, 2012

B. E. ELECTRICAL AND ELECTRONICS ENGINEERING
Choice Based Credit System (CBCS) and Outcome Based Education (OBE)
SEMESTER - III

DIGITAL SYSTEM DESIGN

Subject Code	**18EE35**	CIE Marks	40
Number of Lecture Hours/Week	3:0:0	SEE Marks	60
Credits	03	Exam Hours	03

Course Learning Objectives:

- Illustrate simplification of Algebraic equations using Karnaugh Maps and Quine- McClusky Techniques.
- Design combinational logic circuits.
- Design Decoders, Encoders, Digital Multiplexer, Adders, Subtractors and Binary Comparators
- Describe Latches and Flip-flops, Registers and Counters.
- Analyze Mealy and Moore Models.
- Develop state diagrams, Synchronous Sequential Circuits and to understand the basics of various Memories. ■

Module-1

Principles of Combinational Logic: Definition of combinational logic, canonical forms, Generation of switching equations from truth tables, Karnaugh maps-3,4,5 variables, Incompletely specified functions (Don‘t care terms) Simplifying Max term equations, Quine-McCluskey minimization technique, Quine-McCluskey using don‘t care terms, Reduced prime implicants Tables. ■

Module-2

Analysis and Design of Combinational logic: General approach to combinational logic design, Decoders, BCD decoders, Encoders, digital multiplexers, Using multiplexers as Boolean function generators, Adders and subtractors, Cascading full adders, Look ahead carry, Binary comparators. ■

Module-3

Flip-Flops: Basic Bistable elements, Latches, Timing considerations, The master-slave flip-flops (pulse-triggered flip-flops): SR flip-flops, JK flip-flops, Edge triggered flip- flops, Characteristic equations. ■

Module – 4

Flip-Flops Applications: Registers, binary ripple counters, synchronous binary counters, Counters based on shift registers, Design of a synchronous counter, Design of a synchronous mod-n counter using clocked T, JK, D and SR flip-flops. ■

Module – 5

Sequential Circuit Design: Mealy and Moore models, State machine notation, Synchronous Sequential circuit analysis, Construction of state diagrams, counter design.
Memories: Read only and Read/Write Memories, Programmable ROM, EPROM, Flash memory. ■

Course Outcomes: After studying this course, students will be able to:

- Develop simplified switching equation using Karnaugh Maps and QuineMcClusky techniques.
- Design Multiplexer, Encoder, Decoder, Adder, Subtractors and Comparator as digital combinational control circuits.
- Design flip flops, counters, shift registers as sequential control circuits.
- Develop Mealy/Moore Models and state diagrams for the given clocked sequential circuits.
- Explain the functioning of Read only and Read/Write Memories, Programmable ROM, EPROM and Flash memory. ■

Question paper pattern:

- The question paper will have ten questions.
- Each full question is for 20 marks.
- There will be 2 full questions (with a maximum of three sub questions in one full question) from each module.
- Each full question with sub questions will cover the contents under a module.
- Students will have to answer 5 full questions, selecting one full question from each module. ■

Text Books

1	Digital Logic Applications and Design,	John M Yarbrough,	Thomson Learning	2001 ISBN 981-240-062-1.
2	Digital Principles and Design	Donald D. Givone	McGraw Hill	2002 ISBN 978-0-07-052906-9.
Reference Books				
1	Digital Circuits and Design	D. P. Kothari and J. S Dhillon	Pearson	2016, ISBN:9 789332 543539
2	Digital Design	Morris Mano	Prentice Hall of India	ThirdEdition
3	Fundamentals of logic design	Charles H Roth, Jr.,	Cengage Learning.	Fifth Edition

B. E. ELECTRICAL AND ELECTRONICS ENGINEERING
Choice Based Credit System (CBCS) and Outcome Based Education (OBE)
SEMESTER - III

ELECTRICAL AND ELECTRONIC MEASUREMENTS (Core Course)

Subject Code	**18EE36**	CIE Marks	40
Number of Lecture Hours/Week (L:T:P)	3:0:0	SEE Marks	60
Credits	03	Exam Hours	03

Course Learning Objectives:

- To measure resistance, inductance and capacitance using different bridges and determine earth resistance.
- To study the construction and working of various meters used for measurement.
- To study the adjustments, calibration & errors in energy meters and methods of extending the range of instruments. ■

Module-1

Measurement of Resistance: Wheatstone's bridge, sensitivity, limitations. Kelvin's double bridge. Earth resistance measurement by fall of potential method and by using Megger.
Measurement of Inductance and Capacitance: Sources and detectors, Maxwell's inductance and capacitance bridge, Hay's bridge, Anderson's bridge, Desauty's bridge, Schering bridge. Shielding of bridges. Problems. ■

Module-2

Measurement of Power, Energy, Power Factor and Frequency: Torque expression, Errors and minimization, UPF and LPF wattmeters. Measurement of real and reactive power in 3 phase circuits. Errors, adjustments and calibration of single and three phase energy meters, Problems. Construction and operation of single-phase and three phase dynamometer type power factor meter. Weston frequency meter and phase sequence indicator. ■

Module-3

Extension of Instrument Ranges: Desirable features of ammeters and voltmeters. Shunts and multipliers. Construction and theory of instrument transformers, Desirable characterises, Errors of CT and PT. Turns compensation, Illustrative examples, Silsbee's method of testing CT.
Magnetic measurements: Introduction, measurement of flux/ flux density, magnetising force and leakage factor. ■

Module-4

Electronic and Digital Instruments: Introduction. Essentials of electronic instruments, Advantages of electronic instruments. True rms reading voltmeter. Electronic multimeters. Digital voltmeters (DVM) - Ramp type DVM, Integrating type DVM and Successive - approximation DVM. Q meter. Principle of working of electronic energy meter (with block diagram), extra features offered by present day meters and their significance in billing. ■

Module-5

Display Devices: Introduction, character formats, segment displays, Dot matrix displays, Bar graph displays. Cathode ray tubes, Light emitting diodes, Liquid crystal displays, Nixes, Incandescent, Fluorescent, Liquid vapour and Visual displays.
Recording Devices: Introduction, Strip chart recorders, Galvanometer recorders, Null balance recorders, Potentiometer type recorders, Bridge type recorders, LVDT type recorders, Circular chart and xy recorders. Digital tape recording, Ultraviolet recorders. Electro Cardio Graph (ECG) ■

Course Outcomes: At the end of the course the student will be able to:

- Measure resistance, inductance and capacitance using bridges and determine earth resistance.
- Explain the working of various meters used for measurement of Power, Energy & understand the adjustments, calibration & errors in energy meters.
- Understand methods of extending the range of instruments & instrument transformers.
- Explain the working of different electronic instruments.
- Explain the working of different display and recording devices. ■

Question paper pattern:

- The question paper will have ten questions.
- Each full question is for 20 marks.
- There will be 2 full questions (with a maximum of three sub questions in one full question) from each module.
- Each full question with sub questions will cover the contents under a module.
- Students will have to answer 5 full questions, selecting one full question from each module. ■

Text Books				
1	Electrical and electronic Measurements and	A.K. Sawhney	Dhanpat Rai and Co	10th Edition
2	A Course in Electronics and Electrical Measurements and Instrumentation	J. B. Gupta	Katson Books	2013 Edition
Reference Books				
1	Electrical and electronic Measurements and	R.K. Rajput	S Chand	5th Edition, 2012
2	Electrical Measuring Instruments and Measurements	S.C. Bhargava	BS Publications	2013
3	Modern Electronic Instrumentation and Measuring Techniques	Cooper D and A.D. Heifrick	Pearson	First Edition, 2015
4	Electronic Instrumentation and Measurements	David A Bell	Oxford University	3rd Edition, 2013
5	Electronic Instrumentation	H.S.Kalsi	Mc Graw Hill	3rd Edition,2010

B. E. ELECTRICAL AND ELECTRONICS ENGINEERING
Choice Based Credit System (CBCS) and Outcome Based Education (OBE)
SEMESTER - III

ELECTRICAL MACHINES LABORATORY - 1

Subject Code	**18EEL37**	CIE Marks	40
Number of Practical Hours/Week	0:2:2	SEE Marks	60
Credits	02	Exam Hours	03

Course Learning Objectives:

- Conducting of different tests on transformers and synchronous machines and evaluation of their performance.
- Verify the parallel operation of two single phase transformers.
- Study the connection of single phase transformers for three phase operation and phase conversion.
- Study of synchronous generator connected to infinite bus. ■

Sl. No.	Experiments
1	Open Circuit and Short circuit tests on single phase step up or step down transformer and pre-determination of (i) Efficiency and regulation (ii) Calculation of parameters of equivalent circuit.
2	Sumpner's test on similar transformers and determination of combined and individual transformer efficiency.
3	Parallel operation of two dissimilar single-phase transformers of different kVA and determination of load
4	Polarity test and connection of 3 single-phase transformers in star – delta and determination of efficiency and regulation under balanced resistive load.
5	Comparison of performance of 3 single-phase transformers in delta – delta and V – V (open delta) connection under load.
6	Scott connection with balanced and unbalanced loads.
7	Separation of hysteresis and eddy current losses in single phase transformer.
8	Voltage regulation of an alternator by EMF and MMF methods.
9	Voltage regulation of an alternator by ZPF method.
10	Power angle curve of synchronous generator or Direct load test on three phase synchrous generator to determine efficiency and regulation
11	Slip test – Measurement of direct and quadrature axis reactance and predetermination of regulation of salient pole synchronous machines.
12	Performance of synchronous generator connected to infinite bus, under constant power and variable excitation & vice - versa.

Course Outcomes: At the end of the course the student will be able to:

- Evaluate the performance of transformers from the test data obtained.
- Connect and operate two single phase transformers of different KVA rating in parallel.
- Connect single phase transformers for three phase operation and phase conversion.
- Compute the voltage regulation of synchronous generator using the test data obtained in the laboratory.
- Evaluate the performance of synchronous generators from the test data and assess the performance of synchronous generator connected to infinite bus. ■

Conduct of Practical Examination:

1. All laboratory experiments are to be included for practical examination.
2. Breakup of marks and the instructions printed on the cover page of answer script to be strictly adhered by the examiners.
3. Students can pick one experiment from the questions lot prepared by the examiners.
4. Change of experiment is allowed only once and 15% Marks allotted to the procedure part to be made zero. ■

B. E. ELECTRICAL AND ELECTRONICS ENGINEERING
Choice Based Credit System (CBCS) and Outcome Based Education (OBE)
SEMESTER - III

ELECTRONICS LABORATORY

Subject Code	**18EEL38**	CIE Marks	40
Number of Practical Hours/Week	0:2:0	SEE Marks	60
Credits	02	Exam Hours	03

Course Learning Objectives:

- To design and test half wave and full wave rectifier circuits.
- To design and test different amplifier and oscillator circuits using BJT.
- To study the simplification of Boolean expressions using logic gates.
- To realize different Adders and Subtractors circuits.
- To design and test counters and sequence generators. ■

Sl. No	Experiments
1	Design and Testing of Full wave – centre tapped transformer type and Bridge type rectifier circuits with and without Capacitor filter. Determination of ripple factor, regulation and efficiency.
2	Static Transistor characteristics for CE, CB and CC modes and determination of h parameters.
3	Frequency response of single stage BJT and FET RC coupled amplifier and determination of half power points, bandwidth, input and output impedances.
4	Design and testing of BJT -RC phase shift oscillator for given frequency of oscillation.
5	Determination of gain, input and output impedance of BJT Darlington emitter follower with and without bootstrapping.
6	Simplification, realization of Boolean expressions using logic gates/Universal gates.
7	Realization of Half/Full adder and Half/Full Subtractors using logic gates.
8	Realization of parallel adder/Subtractors using 7483 chip- BCD to Excess-3 code conversion and Vice - Versa.
9	Realization of Binary to Gray code conversion and vice versa.
10	Design and testing Ring counter/Johnson counter.
11	Design and testing of Sequence generator.
12	Realization of 3 bit counters as a sequential circuit and MOD – N counter design using 7476, 7490, 74192.

***Note: A minimum of three experiments to be simulated using (Freeware Software Package)**

Course Outcomes: At the end of the course the student will be able to:

- Design and test rectifier circuits with and without capacitor filters.
- Determine h-parameter models of transistor for all modes.
- Design and test BJT and FET amplifier and oscillator circuits.
- Realize Boolean expressions, adders and subtractors using gates.
- Design and test Ring counter/Johnson counter, Sequence generator and 3 bit counters. ■

Conduct of Practical Examination:

1. All laboratory experiments are to be included for practical examination.
2. Breakup of marks and the instructions printed on the cover page of answer script to be strictly adhered by the examiners.
3. Students can pick one experiment from the questions lot prepared by the examiners.
4. Change of experiment is allowed only once and 15% Marks allotted to the procedure part to be made zero. ■

B. E. (Common to all Programmes)
Outcome Based Education (OBE) and Choice Based Credit System (CBCS)
SEMESTER –II / III / IV

Aadalitha Kannada

Course Code	**18KAK28/39/49**	CIE Marks	100
Teaching Hours/Week (L:T:P)	(0:2:0)		
Credits	01		

ಆಡಳಿತ ಕನ್ನಡ ಕಲಿಕೆಯ ಉದ್ದೇಶಗಳು:

- ಪದವಿ ವಿದ್ಯಾರ್ಥಿಳಾಗಿರುವುದರಿಂದ ಆಡಳಿತ ಕನ್ನಡದ ಪರಿಚಯ ಮಾಡಿಕೊಡುವುದು.
- ವಿದ್ಯಾರ್ಥಿಗಳಲ್ಲಿ ಕನ್ನಡ ಭಾಷೆಯ ವ್ಯಾಕರಣದ ಬಗ್ಗೆ ಅರಿವು ಮೂಡಿಸುವುದು.
- ಕನ್ನಡ ಭಾಷಾ ರಚನೆಯಲ್ಲಿನ ನಿಯಮಗಳನ್ನು ಪರಿಚಯಿಸುವುದು.
- ಕನ್ನಡ ಭಾಷಾ ಬರಹದಲ್ಲಿ ಕಂಡುಬರುವ ದೋಷಗಳು ಹಾಗೂ ಅವುಗಳ ನಿವಾರಣೆ. ಮತ್ತು ಲೇಖನ ಚಿಹ್ನೆಗಳನ್ನು ಪರಿಚಯಿಸುವುದು.
- ಸಾಮಾನ್ಯ ಅರ್ಜಿಗಳು, ಸರ್ಕಾರಿ ಮತ್ತು ಅರೆ ಸರ್ಕಾರಿ ಪತ್ರವ್ಯವಹಾರದ ಬಗ್ಗೆ ಅರಿವು ಮೂಡಿಸುವುದು.
- ಭಾಷಾಂತರ ಮತ್ತು ಪ್ರಬಂಧ ರಚನೆ ಬಗ್ಗೆ ಅಸಕ್ತಿ ಮೂಡಿಸುವುದು.
- ಕನ್ನಡ ಭಾಷಾಭ್ಯಾಸ ಮತ್ತು ಸಾಮಾನ್ಯ ಕನ್ನಡ ಹಾಗೂ ಆಡಳಿತ ಕನ್ನಡದ ಪದಗಳ ಪರಿಚಯ ಮಾಡಿಕೊಡುವುದು.

ಪರಿವಿಡಿ (ಪಠ್ಯಪುಸ್ತಕದಲ್ಲಿರುವ ವಿಷಯಗಳ ಪಟ್ಟಿ)

ಅಧ್ಯಾಯ – 1 ಕನ್ನಡಭಾಷೆ – ಸಂಕ್ಷಿಪ್ತ ವಿವರಣೆ.
ಅಧ್ಯಾಯ – 2 ಭಾಷಾ ಪ್ರಯೋಗದಲ್ಲಾಗುವ ಲೋಪದೋಷಗಳು ಮತ್ತು ಅವುಗಳ ನಿವಾರಣೆ.
ಅಧ್ಯಾಯ – 3 ಲೇಖನ ಚಿಹ್ನೆಗಳು ಮತ್ತು ಅವುಗಳ ಉಪಯೋಗ.
ಅಧ್ಯಾಯ – 4 ಪತ್ರ ವ್ಯವಹಾರ.
ಅಧ್ಯಾಯ – 5 ಆಡಳಿತ ಪತ್ರಗಳು.
ಅಧ್ಯಾಯ – 6 ಸರ್ಕಾರದ ಆದೇಶ ಪತ್ರಗಳು.
ಅಧ್ಯಾಯ – 7 ಸಂಕ್ಷಿಪ್ತ ಪ್ರಬಂಧ ರಚನೆ (ಪ್ರಿಸೈಸ್ ರೈಟಿಂಗ್), ಪ್ರಬಂಧ ಮತ್ತು ಭಾಷಾಂತರ.
ಅಧ್ಯಾಯ – 8 ಕನ್ನಡ ಶಬ್ದಸಂಗ್ರಹ.
ಅಧ್ಯಾಯ – 9 ಕಂಪ್ಯೂಟರ್ ಹಾಗೂ ಮಾಹಿತಿ ತಂತ್ರಜ್ಞಾನ.
ಅಧ್ಯಾಯ – 10 ಪಾರಿಭಾಷಿಕ ಆಡಳಿತ ಕನ್ನಡ ಪದಗಳು ಮತ್ತು ತಾಂತ್ರಿಕ/ ಕಂಪ್ಯೂಟರ್ ಪಾರಿಭಾಷಿಕ ಪದಗಳು.

ಆಡಳಿತ ಕನ್ನಡ ಕಲಿಕೆಯ ಫಲಿತಾಂಶ'ಗಳು:

- ಆಡಳಿತ ಭಾಷೆ ಕನ್ನಡದ ಪರಿಚಯವಾಗುತ್ತದೆ.
- ವಿದ್ಯಾರ್ಥಿಗಳಲ್ಲಿ ಕನ್ನಡ ಭಾಷೆಯ ವ್ಯಾಕರಣದ ಬಗ್ಗೆ ಅರಿವು ಮೂಡುತ್ತದೆ.
- ಕನ್ನಡ ಭಾಷಾ ರಚನೆಯಲ್ಲಿನ ನಿಯಮಗಳು ಮತ್ತು ಲೇಖನ ಚಿಹ್ನೆಗಳು ಪರಿಚಯಿಸಲ್ಪಡುತ್ತವೆ.
- ಸಾಮಾನ್ಯ ಅರ್ಜಿಗಳು, ಸರ್ಕಾರಿ ಮತ್ತು ಅರೆ ಸರ್ಕಾರಿ ಪತ್ರವ್ಯವಹಾರದ ಬಗ್ಗೆ ಅರಿವು ಮೂಡುತ್ತದೆ.
- ಭಾಷಾಂತರ ಮತ್ತು ಪ್ರಬಂಧ ರಚನೆ ಬಗ್ಗೆ ಅಸಕ್ತಿ ಮೂಡುತ್ತದೆ.
- ಕನ್ನಡ ಭಾಷಾಭ್ಯಾಸ ಮತ್ತು ಸಾಮಾನ್ಯ ಕನ್ನಡ ಹಾಗೂ ಆಡಳಿತ ಕನ್ನಡದ ಪದಗಳು ಪರಿಚಯಿಸಲ್ಪಡುತ್ತವೆ.

ಪರೀಕ್ಷೆಯ ವಿಧಾನ : ನಿರಂತರ ಆಂತರಿಕ ಮೌಲ್ಯಮಾಪನ – ಅಖಇ **(ಅಡಟಿಣಟಿಣಟಾ ಖಟಿಣಜಡಿಟಿಚಿಟ ಇತಚಿಟಣಚಿಣಟಿ):**
ಕಾಲೇಜು ಮಟ್ಟದಲ್ಲಿಯೆ ಆಂತರಿಕ ಪರೀಕ್ಷೆಯನ್ನು 100 ಅಂಕಗಳಿಗೆ ವಿಶ್ವವಿದ್ಯಾಲಯದ ನಿಯಮಗಳು ಮತ್ತು ನಿರ್ದೇಶನದಂತೆ ನಡೆಸತಕ್ಕದ್ದು.

ಪಠ್ಯಪುಸ್ತಕ : ಆಡಳಿತ ಕನ್ನಡ ಪಠ್ಯ ಪುಸ್ತಕ (ಏಚಿಟಿಟಿಚಿಜಚಿ ಜಿಡಿ ಂಜಟಿಟಿಣಡಿಚಿಣಟಿ)

ಸ'ಂಪಾದಕರು
ಡಾ. ಎಲ್. ತಿಮ್ಮೇಶ
ಪ್ರೊ. ವಿ. ಕೇಶವಮೂರ್ತಿ

ಪ್ರಕಟಣೆ : ಪ್ರಸಾರಾಂಗ, ವಿಶ್ವೇಶ್ವರಯ್ಯ ತಾಂತ್ರಿಕ ವಿಶ್ವವಿದ್ಯಾಲಯ, ಬೆಳಗಾವಿ.

B. E. (Common to all Programmes)
Outcome Based Education (OBE) and Choice Based Credit System (CBCS)
SEMESTER –II & III/IV

Vyavaharika Kannada

Course Code	**18KVK28/39/49**	CIE Marks	100
Teaching Hours/Week (L:T:P)	(0:2:0)		
Credits	01		

Course Learning Objectives:
The course will enable the students to understand Kannada and communicate in Kannada language.

Table of Contents:
Chapter - 1: Vyavaharika kannada – Parichaya (Introduction to Vyavaharika Kannada).
Chapter - 2: Kannada Aksharamale haagu uchcharane (Kannada Alpabets and Pronunciation).
Chapter - 3: Sambhashanegaagi Kannada Padagalu (Kannada Vocabulary for Communication).
Chapter - 4: Kannada Grammar in Conversations (Sambhashaneyalli Kannada Vyakarana).
Chapter - 5: Activities in Kannada.

Course Outcomes:
At the end of the course, the student will be able to understand Kannada and communicate in Kannada language.

ಪರೀಕ್ಷೆಯ ವಿಧಾನ : ನಿರಂತರ ಆಂತರಿಕ ಮೌಲ್ಯಮಾಪನ – ಅಖಇ **(ಅಡಟಿಣಟಿಣಟಾ ಖಟಿಣಜಡಿಟಿಚಿಟ ಇತಚಿಟಣಚಿಣಟಿ):**
ಕಾಲೇಜು ಮಟ್ಟದಲ್ಲಿಯೆ ಆಂತರಿಕ ಪರೀಕ್ಷೆಯನ್ನು 100 ಅಂಕಗಳಿಗೆ ವಿಶ್ವವಿದ್ಯಾಲಯದ ನಿಯಮಗಳು ಮತ್ತು ನಿರ್ದೇಶನದಂತೆ ನಡೆಸತಕ್ಕದ್ದು.

ಖಿಜಥಣಛಣಜಣ (ಪಠ್ಯಪುಸ್ತಕ): ವ್ಯಾವಹಾರಿಕ ಕನ್ನಡ ಪಠ್ಯ ಪುಸ್ತಕ (ಗಿಥಿಚಿತಚಿಛಿಚಿಡಿಛಣಚಿ ಏಚಿಟಿಟಿಚಿಜಚಿ ಖಿಜಥಣ ಃಡಣಣ)
ಸಂಪಾದಕರು
ಡಾ. ಎಲ್. ತಿಮ್ಮೇಶ
ಪ್ರೊ. ವಿ. ಕೇಶವಮೂರ್ತಿ
ಪ್ರಕಟಣೆ : ಪ್ರಸಾರಾಂಗ, ವಿಶ್ವೇಶ್ವರಯ್ಯ ತಾಂತ್ರಿಕ ವಿಶ್ವವಿದ್ಯಾಲಯ, ಬೆಳಗಾವಿ.

B. E. (Common to all Programmes)
Outcome Based Education (OBE) and Choice Based Credit System (CBCS)
SEMESTER - III

CONSTITUTION OF INDIA, PROFESSIONAL ETHICS AND CYBER LAW (CPC)

Course Code	**18CPC39/49**	CIE Marks	40
Teaching Hours/Week (L:T:P)	(1:0:0)	SEE Marks	60
Credits	01	Exam Hours	02

Course Learning Objectives: To

- know the fundamental political codes, structure, procedures, powers, and duties of Indian government institutions, fundamental rights, directive principles, and the duties of citizens
- Understand engineering ethics and their responsibilities; identify their individual roles and ethical responsibilities towards society.
- Know about the cybercrimes and cyber laws for cyber safety measures.

Module-1

Introduction to Indian Constitution:
The Necessity of the Constitution, The Societies before and after the Constitution adoption. Introduction to the Indian constitution, The Making of the Constitution, The Role of the Constituent Assembly - Preamble and Salient features of the Constitution of India. Fundamental Rights and its Restriction and limitations in different Complex Situations. Directive Principles of State Policy (DPSP) and its present relevance in our society with examples. Fundamental Duties and its Scope and significance in Nation building.

Module-2

Union Executive and State Executive:
Parliamentary System, Federal System, Centre-State Relations. Union Executive – President, Prime Minister, Union Cabinet, Parliament - LS and RS, Parliamentary Committees, Important Parliamentary Terminologies. Supreme Court of India, Judicial Reviews and Judicial Activism. State Executives – Governor, Chief Minister, State Cabinet, State Legislature, High Court and Subordinate Courts, Special Provisions (Articles 370.371,371J) for some States.

Module-3

Elections, Amendments and Emergency Provisions:
Elections, Electoral Process, and Election Commission of India, Election Laws. Amendments - Methods in Constitutional Amendments (How and Why) and Important Constitutional Amendments. Amendments – 7,9,10,12,42,44, 61, 73,74, ,75, 86, and 91,94,95,100,101,118 and some important Case Studies. Emergency Provisions, types of Emergencies and its consequences.

Constitutional special provisions:
Special Provisions for SC and ST, OBC, Women, Children and Backward Classes.

Module-4

Professional / Engineering Ethics:
Scope & Aims of Engineering & Professional Ethics - Business Ethics, Corporate Ethics, Personal Ethics. Engineering and Professionalism, Positive and Negative Faces of Engineering Ethics, Code of Ethics as defined in the website of Institution of Engineers (India): Profession, Professionalism, and Professional Responsibility. Clash of Ethics, Conflicts of Interest. Responsibilities in Engineering Responsibilities in Engineering and Engineering Standards, the impediments to Responsibility. Trust and Reliability in Engineering, IPRs (Intellectual Property Rights), Risks, Safety and liability in Engineering

Module-5

Internet Laws, Cyber Crimes and Cyber Laws:
Internet and Need for Cyber Laws, Modes of Regulation of Internet, Types of cyber terror capability, Net neutrality, Types of Cyber Crimes, India and cyber law, Cyber Crimes and the information Technology Act 2000, Internet Censorship. Cybercrimes and enforcement agencies.

Course Outcomes: On completion of this course, students will be able to,

CO 1: Have constitutional knowledge and legal literacy.
CO 2: Understand Engineering and Professional ethics and responsibilities of Engineers.
CO 3: Understand the the cybercrimes and cyber laws for cyber safety measures.

Question paper pattern for SEE and CIE:

- The SEE question paper will be set for 100 marks and the marks scored by the students will proportionately be reduced to 60. The pattern of the question paper will be objective type (MCQ).
- For the award of 40 CIE marks, refer the University regulations 2018.

Sl. No.	Title of the Book	Name of the Author/s	Name of the Publisher	Edition and Year

Textbook/s				
1	Constitution of India, Professional Ethics and Human Rights	Shubham Singles, Charles E. Haries, and et al	Cengage Learning India	2018
2	Cyber Security and Cyber Laws	Alfred Basta and et al	Cengage Learning India	2018
Reference Books				
3	Introduction to the Constitution of India	Durga Das Basu	Prentice –Hall,	2008.
4	Engineering Ethics	M. Govindarajan, S. Natarajan, V. S. Senthilkumar	Prentice –Hall,	2004

B. E. (Common to all Programmes)
Outcome Based Education (OBE) and Choice Based Credit System (CBCS)
SEMESTER - III

ADDITIONAL MATHEMATICS – I
(Mandatory Learning Course: Common to All Programmes)
(A Bridge course for Lateral Entry students under Diploma quota to BE/B. Tech. programmes)

Course Code	**18MATDIP31**	CIE Marks	40
Teaching Hours/Week (L:T:P)	(2:2:0)	SEE Marks	60
Credits	**0**	Exam Hours	03

Course Learning Objectives:

- To provide basic concepts of complex trigonometry, vector algebra, differential and integral calculus.
- To provide an insight into vector differentiation and first order ODE's.

Module-1

Complex Trigonometry: Complex Numbers: Definitions and properties. Modulus and amplitude of a complex number, Argand's diagram, De-Moivre's theorem (without proof).
Vector Algebra: Scalar and vectors. Addition and subtraction and multiplication of vectors- Dot and Cross products, problems.

Module-2

Differential Calculus: Review of successive differentiation-illustrative examples. Maclaurin's series expansions-Illustrative examples. Partial Differentiation: Euler's theorem-problems on first order derivatives only. Total derivatives-differentiation of composite functions. Jacobians of order two-Problems.

Module-3

Vector Differentiation: Differentiation of vector functions. Velocity and acceleration of a particle moving on a space curve. Scalar and vector point functions. Gradient, Divergence, Curl-simple problems. Solenoidal and irrotational vector fields-Problems.

Module-4

Integral Calculus: Review of elementary integral calculus. Reduction formulae for $\sin^n x$, $\cos^n x$ (with proof) and $\sin^m x \cos^n x$ (without proof) and evaluation of these with standard limits-Examples. Double and triple integrals-Simple examples.

Module-5

Ordinary differential equations (ODE's. Introduction-solutions of first order and first-degree differential equations: exact, linear differential equations. Equations reducible to exact and Bernoulli's equation.

Course outcomes: At the end of the course the student will be able to:

- CO1: Apply concepts of complex numbers and vector algebra to analyze the problems arising in related area.
- CO2: Use derivatives and partial derivatives to calculate rate of change of multivariate functions.
- CO3: Analyze position, velocity and acceleration in two and three dimensions of vector valued functions.
- CO4: Learn techniques of integration including the evaluation of double and triple integrals.
- CO5: Identify and solve first order ordinary differential equations.

Question paper pattern:

- The question paper will have ten full questions carrying equal marks.
- Each full question will be for 20 marks.
- There will be two full questions (with a maximum of four sub- questions) from each module.
- Each full question will have sub- question covering all the topics under a module.
- The students will have to answer five full questions, selecting one full question from each module.

Sl No	**Title of the Book**	**Name of the Author/s**	**Name of the Publisher**	**Edition and Year**
Textbook				
1	Higher Engineering Mathematics	B. S. Grewal	Khanna Publishers	43rd Edition, 2015
Reference Books				
1	Advanced Engineering Mathematics	E. Kreyszig	John Wiley & Sons	10th Edition, 2015
2	Engineering Mathematics	N. P .Bali and Manish Goyal	Laxmi Publishers	7th Edition, 2007
3	Engineering Mathematics Vol. I	Rohit Khurana	Cengage Learning	1st Edition, 2015

IV SEMESTER DETAILED SYLLABUS

B. E. ELECTRICAL AND ELECTRONICS ENGINEERING
Choice Based Credit System (CBCS) and Outcome Based Education (OBE)
SEMESTER - IV

COMPLEX ANALYSIS, PROBABILITY AND STATISTICAL METHODS
(Common to all programmes)

Course Code	**18MAT41**	CIE Marks	40
Teaching Hours/Week (L:T:P)	(2:2:0)	SEE Marks	60
Credits	03	Exam Hours	03

Course Learning Objectives:

- To provide an insight into applications of complex variables, conformal mapping and special functions arising in potential theory, quantum mechanics, heat conduction and field theory.
- To develop probability distribution of discrete, continuous random variables and joint probability distribution occurring in digital signal processing, design engineering and microwave engineering.

Module-1

Calculus of complex functions: Review of function of a complex variable, limits, continuity, and differentiability. Analytic functions: Cauchy-Riemann equations in Cartesian and polar forms and consequences.
Construction of analytic functions: Milne-Thomson method-Problems.

Module-2

Conformal transformations: Introduction. Discussion of transformations:$w = Z^2, w = e^z, w = z + \frac{1}{z}, (z \neq 0)$.Bilinear transformations- Problems.

Complex integration: Line integral of a complex function-Cauchy's theorem and Cauchy's integral formula and problems.

Module-3

Probability Distributions: Review of basic probability theory. Random variables (discrete and continuous), probability mass/density functions. Binomial, Poisson, exponential and normal distributions- problems (No derivation for mean and standard deviation)-Illustrative examples.

Module-4

Statistical Methods: Correlation and regression-Karl Pearson's coefficient of correlation and rank correlation -problems. Regression analysis- lines of regression –problems.
Curve Fitting: Curve fitting by the method of least squares- fitting the curves of the form-
$y = ax + b, y = ax^b and y = ax^2 + bx + c.$

Module-5

Joint probability distribution: Joint Probability distribution for two discrete random variables, expectation and covariance.
Sampling Theory: Introduction to sampling distributions, standard error, Type-I and Type-II errors. Test of hypothesis for means, student's t-distribution, Chi-square distribution as a test of goodness of fit.

Course Outcomes: At the end of the course the student will be able to:

- Use the concepts of analytic function and complex potentials to solve the problems arising in electromagnetic field theory.
- Utilize conformal transformation and complex integral arising in aerofoil theory, fluid flow visualization and image processing.
- Apply discrete and continuous probability distributions in analyzing the probability models arising in engineering field.
- Make use of the correlation and regression analysis to fit a suitable mathematical model for the statistical data.
- Construct joint probability distributions and demonstrate the validity of testing the hypothesis.

Question paper pattern:

- The question paper will have ten full questions carrying equal marks.
- Each full question will be for 20 marks.
- There will be two full questions (with a maximum of four sub- questions) from each module.

Sl. No.	Title of the Book	Name of the Author/s	Name of the Publisher	Edition and Year
Textbooks				
1	Advanced Engineering Mathematics	E. Kreyszig	John Wiley & Sons	10th Edition,2016
2	Higher Engineering	B. S. Grewal	Khanna Publishers	44th Edition, 2017

	Mathematics			
3	Engineering Mathematics	Srimanta Pal et al	Oxford University Press	3rd Edition,2016
Reference Books				
1	Advanced Engineering Mathematics	C. Ray Wylie, Louis C. Barrett	McGraw-Hill	6th Edition 1995
2	Introductory Methods of Numerical Analysis	S. S. Sastry	Prentice Hall of India	4th Edition 2010
3	Higher Engineering Mathematics	B. V. Ramana	McGraw-Hill	11th Edition,2010
4	A Text Book of Engineering Mathematics	N. P. Bali and Manish Goyal	Laxmi Publications	2014
5	Advanced Engineering Mathematics	Chandrika Prasad and Reena Garg	Khanna Publishing,	2018

Web links and Video Lectures:

1. http://nptel.ac.in/courses.php?disciplineID=111
2. http://www.class-central.com/subject/math(MOOCs)
3. http://academicearth.org/
4. VTU EDUSAT PROGRAMME - 20

B. E. ELECTRICAL AND ELECTRONICS ENGINEERING
Choice Based Credit System (CBCS) and Outcome Based Education (OBE)
SEMESTER - IV

POWER GENERATION AND ECONOMICS

Subject Code	**18EE42**	CIE Marks	40
Number of Lecture Hours/Week	3:0:0	SEE Marks	60
Credits	03	Exam Hours	03

Course Learning Objectives:

- Explain the arrangement and operation of hydroelectric, steam, diesel, gas turbine and nuclear power plants and working of major equipment in the plants.
- Classification of substation and explain the operation of different substation equipment.
- Explain the importance of grounding and different grounding methods used in practice.
- Explain the economics of power generation and importance of power factor. ■

Module-1

Hydroelectric Power Plants: Hydrology, run off and stream flow, hydrograph, flow duration curve, Mass curve, reservoir capacity, dam storage. Hydrological cycle, merits and demerits of hydroelectric power plants, Selection of site. General arrangement of hydel plant, elements of the plant, Classification of the plants based on water flow regulation, water head and type of load the plant has to supply. Water turbines – Pelton wheel, Francis, Kaplan and propeller turbines. Characteristic of water turbines Governing of turbines, selection of water turbines. Underground, small hydro and pumped storage plants. Choice of size and number of units, plant layout and auxiliaries. ■

Module-2

Steam Power Plants: Introduction, Efficiency of steam plants, Merits and demerits of plants, selection of site. Working of steam plant, Power plant equipment and layout, Steam turbines, Fuels and fuel handling, Fuel combustion and combustion equipment, Coal burners, Fluidized bed combustion, Combustion control, Ash handling, Dust collection, Draught systems, Feed water, Steam power plant controls, plant auxiliaries.

Diesel Power Plant: Introduction, Merits and demerits, selection site, elements of diesel power plant, applications.

Gas Turbine Power Plant: Introduction Merits and demerits, selection site, Fuels for gas turbines, Elements of simple gas turbine power plant, Methods of improving thermal efficiency of a simple steam power plant, Closed cycle gas turbine power plants. Comparison of gas power plant with steam

Module-3

Nuclear Power Plants: Introduction, Economics of nuclear plants, Merits and demerits, selection of site, Nuclear reaction, Nuclear fission process, Nuclear chain reaction, Nuclear energy, Nuclear fuels, Nuclear plant and layout, Nuclear reactor and its control, Classification of reactors, power reactors in use, Effects of nuclear plants, Disposal of nuclear waste and effluent, shielding. ■

Module-4

Substations: Introduction to Substation equipment; Transformers, High Voltage Fuses, High Voltage Circuit Breakers and Protective Relaying, High Voltage Disconnect Switches, Lightning Arresters, High Voltage Insulators and Conductors, Voltage Regulators, Storage Batteries, Reactors, Capacitors, Measuring Instruments, and power line carrier communication equipment. Classification of substations – indoor and outdoor, Selection of site for substation, Bus-bar arrangement schemes and single line diagrams of substations. ■

Substations (continued): Interconnection of power stations. Introduction to gas insulated substation, Advantages and economics of Gas insulated substation.

Grounding: Introduction, Difference between grounded and ungrounded system. System grounding – ungrounded, solid grounding, resistance grounding, reactance grounding, resonant grounding. Earthing transformer. Neutral grounding and neutral grounding transformer. ■

Module-5

Economics: Introduction, Effect of variable load on power system, classification of costs, Cost analysis. Interest and Depreciation, Methods of determination of depreciation, Economics of Power generation, different terms considered for power plants and their significance, load sharing. Choice of size and number of generating plants. Tariffs, objective, factors affecting the tariff, types. Types of consumers and their tariff. Power factor, disadvantages, causes, methods of improving power factor, Advantages of improved power factor, economics of power factor improvement and comparison of methods of improving the power factor. Choice of equipment. ■

Course Outcomes: At the end of the course the student will be able to:

- Describe the working of hydroelectric, steam, nuclear power plants and state functions of major equipment of the power plants.
- Classify various substations and explain the functions of major equipments in substations.
- Explain the types of grounding and its importance.
- Infer the economic aspects of power system operation and its effects.
- Explain the importance of power factor improvement. ■

Question paper pattern:

- The question paper will have ten questions.
- Each full question is for 20 marks.
- There will be 2 full questions (with a maximum of three sub questions in one full question) from each module.
- Each full question with sub questions will cover the contents under a module.
- Students will have to answer 5 full questions, selecting one full question from each module. ■

Text Books

1	Power Plant Engineering	P.K. Nag	McGrawHill	4th Edition, 2014
2	Generation of Electrical Energy	B.R.Gupta	S. Chand	2015
3	Electrical power Generation, Transmission and Distribution	S.N. Singh	PHI	2nd Edition, 2009

Reference Books

1	A Course in Power Systems	J.B. Gupta	Katson	2008
2	Electrical Power Distribution Systems	V. Kamaraju	McGrawHill	1st Edition, 2009
3	A Text Book on Power System Engineering	A.Chakrabarti, et al	DhanpathRai	2nd Edition, 2010
4	Electrical Distribution Engineering	Anthony J. Pansini	CRC Press	3rd Edition, 2006
5	Electrical Distribution Systems	Dale R PatrickEt al	CRC Press	2nd Edition, 2009

B. E. ELECTRICAL AND ELECTRONICS ENGINEERING
Choice Based Credit System (CBCS) and Outcome Based Education (OBE)
SEMESTER - IV

TRANSMISSION AND DISTRIBUTION

Course Code	**18EE43**	CIE Marks	40
Number of Lecture Hours/Week	3:2:0	SEE Marks	60
Credits	04	Exam Hours	03

Course Learning Objectives:

- To understand the concepts of various methods of generation of power.
- To understand the importance of HVAC, EHVAC, UHVAC and HVDC transmission.
- To design insulators for a given voltage level.
- To calculate the parameters of the transmission line for different configurations and assess the performance of the line.
- To study underground cables for power transmission and evaluate different types of distribution systems. ■

Module-1

Introduction to Power System: Structure of electric power system: generation, transmission and distribution. Advantages of higher voltage transmission: HVAC, EHVAC, UHVAC and HVDC. Interconnection. Feeders, distributors and service mains.

Overhead Transmission Lines: A brief introduction to types of supporting structures and line conductors-Conventional conductors; Aluminium Conductor steel reinforced (ACSR), All – aluminium alloy conductor (AAAC) and All –aluminium conductor (AAC). High temperature conductors; Thermal resistant aluminium alloy (ATI),Super thermal resistant aluminium alloy (ZTAI), Gap type thermal resistant aluminium alloy conductor steel reinforced (GTACSR), Gap type super thermal resistant aluminium alloy conductor steel reinforced (GZTACSR). Bundle conductor and its advantages. Importance of sag, Sag calculation – supports at same and different levels, effect of wind and ice. Line vibration and vibration dampers. Overhead line protection against lightening; ground wires.

Overhead L ine Insulators: A brief introduction to types of insulators, material used- porcelain, toughened glass and polymer (composite). Potential distribution over a string of suspension insulators. String efficiency, Methods of increasing string efficiency. Arcing horns. ■

Module-2

Line Parameters: Introduction to line parameters- resistance, inductance and capacitance. Calculation of inductance of single phase and three phase lines with equilateral spacing, unsymmetrical spacing, double circuit and transposed lines. Inductance of composite – conductors, geometric mean radius (GMR) and geometric mean distance (GMD). Advantages of single circuit and double circuit lines.). Calculation of capacitance of single phase and three phase lines with equilateral spacing, unsymmetrical spacing, double circuit and transposed lines. Capacitance of composite – conductor, geometric mean radius (GMR) and geometric mean distance (GMD). Advantages of single circuit and double circuit lines. ■

Module-3

Performance of Transmission Lines: Classification of lines – short, medium and long. Current and voltage relations, line regulation and Ferranti effect in short length lines, medium length lines considering Nominal T and nominal π circuits, and long lines considering hyperbolic form equations. Equivalent circuit of a long line. ABCD constants in all cases. ■

Module-4

Corona: Phenomena, disruptive and visual critical voltages, corona loss. Advantages and disadvantages of corona. Methods of reducing corona.

Underground Cable: Types of cables, constructional features, insulation resistance, thermal rating, charging current, grading of cables – capacitance and inter-sheath. Dielectric loss. Comparison between ac and DC cables. Limitations of cables. Specification of power cables. ■

Module-5

Distribution: Primary AC distribution systems – Radial feeders, parallel feeders, loop feeders and interconnected network system. Secondary AC distribution systems – Three phase 4 wire system and single phase 2 wire distribution, AC distributors with concentrated loads. Effect of disconnection of neutral in a 3 phase four wire system.

Reliability and Quality of Distribution System: Introduction, definition of reliability, failure, probability concepts, limitation of distribution systems, power quality, Reliability aids. ■

Course Outcomes: At the end of the course the student will be able to:

- Explain transmission and distribution scheme, identify the importance of different transmission systems and types of insulators.
- Analyze and compute the parameters of the transmission line for different configurations.
- Assess the performance of overhead lines.
- Interpret corona, explain the use of underground cables.
- Classify different types of distribution systems; examine its quality & reliability.

Question paper pattern:

- The question paper will have ten questions.
- Each full question is for 20 marks.
- There will be 2 full questions (with a maximum of three sub questions in one full question) from each module.
- Each full question with sub questions will cover the contents under a module.
- Students will have to answer 5 full questions, selecting one full question from each module.

Text Books:

1	A Course in Electrical Power	Soni Gupta and	DhanpatRai	-
2	Principles of Power System	V.K. Mehta, Rohit Mehta	S. Chand	1st Edition 2013

Reference Books:

1	Power System Analysis and Design	J. Duncan Gloverat el	Cengage Learning	4th Edition 2008
2	Electrical power Generation, Transmission	S.N. Singh	PHI	2nd Edition,2009
3	Electrical Power	S.L.Uppal	Khanna Publication	
4	Electrical power systems	C. L. Wadhwa	New Age	5th Edition,
5	Electrical power systems	AshfaqHussain	CBS Publication	
6	Electric Power Distribution	A.S. Pabla	McGraw-Hill	6th Edition,2012
	For High temperature conductors refer www.jpowers.co.jp/english/product/pdf/gap_c1.pdfand Power			

B. E. ELECTRICAL AND ELECTRONICS ENGINEERING
Choice Based Credit System (CBCS) and Outcome Based Education (OBE)
SEMESTER - IV

ELECTRIC MOTORS

Course Code	**18EE44**	CIE Marks	40
Number of Lecture Hours/Week	3:0:0	SEE Marks	60
Credits	03	Exam Hours	03

Course Learning Objectives:

- To study the constructional features of Motors and select a suitable drive for specific application.
- To study the constructional features of Three Phase and Single phase induction Motors.
- To study different test to be conducted for the assessment of the performance characteristics of motors.
- To study the speed control of motor by a different methods.
- Explain the construction and operation of Synchronous motor and special motors. ■

Module-1

DC Motors: Classification, Back emf, Torque equation, and significance of back emf, Characteristics of shunt, series & compound motors. Speed control of shunt, series and compound motors. Application of motors. DC motor starters – 3 point and 4 point.

Losses and Efficiency- Losses in DC motors, power flow diagram, efficiency, condition for maximum efficiency. ■

Module-2

Testing of DC Motors: Direct & indirect methods of testing of DC motors-Brake test, Swinburne's test, Retardation test, Hopkinson's test, Field's test, merits and demerits of tests.

Three Phase Induction Motors: Review of concept and generation of rotating magnetic field, Principle of operation, construction, classification and types; squirrel-cage, slip-ring (No question shall be set from the review portion). Slip, Torque equation, torque-slip characteristic covering motoring, generating and braking regions of operation, Maximum torque, significance of slip**.** ■

Module-3

Performance of Three-Phase Induction Motor: Phasor diagram of induction motor on no-load and on load, equivalent circuit, losses, efficiency, No-load and blocked rotor tests. Performance of the motor from the circle diagram and equivalent circuit. Cogging and crawling. High torque rotors-double cage and deep rotor bars. Equivalent circuit and performance evaluation of double cage induction motor. Induction motor working as induction generator. ■

Module-4

Starting and Speed Control of Three-Phase Induction Motors: Need for starter. Direct on line, Star-Delta and autotransformer starting. Rotor resistance starting. Speed control by voltage,frequency, and rotor resistance methods

Single-Phase Induction Motor: Double revolving field theory and principle of operation. Construction and operation of split-phase, capacitor start, capacitor run, and shaded pole motors. Comparison of single phase motors and applications. ■

Module-5

Synchronous Motor: Principle of operation, phasor diagrams, torque and torque angle, Blondel diagram, effect of change in load, effect of change in excitation, V and inverted V curves. Synchronous condenser, hunting and damping. Methods of starting synchronous motors.

Other Motors: Construction and operation of Universal motor, AC servomotor, Linear induction motor and stepper motors. ■

Course Outcomes: At the end of the course the student will be able to:

- Explain the construction, operation and classification of DC Motor, AC motor and Special purpose motors.
- Describe the performance characteristics & applications of Electric motors.
- Demonstrate and explain the methods of testing of DC machines and determine losses and efficiency.
- Control the speed of DC motor and induction motor.
- Explain the starting methods, equivalent circuit and phasor diagrams, torque angle, effect of change in excitation and change in load, hunting and damping of synchronous motors. ■

Question paper pattern:

- The question paper will have ten questions.
- Each full question is for 20 marks.
- There will be 2 full questions (with a maximum of three sub questions in one full question) from each module.
- Each full question with sub questions will cover the contents under a module.
- Students will have to answer 5 full questions, selecting one full question from each module.

Text Books:

1	Electric Machines	D. P. Kothari, I. J. Nagrath	McGraw Hill	4th edition, 2011
2	Theory of Alternating Current Machines	Alexander Langsdorf	McGraw Hill	2nd Edition, 2001
3	Electric Machines	Ashfaq Hussain	Dhanpat Rai & Co	2nd Edition, 2013

Reference Books:

1	Electrical Machines, Drives and Power systems	Theodore Wildi	Pearson	6th Edition, 2014
2	Electrical Machines	M.V. Deshpande	PHI Learning	2013
3	Electric Machinery and Transformers	Bhag S Guru at el	Oxford University Press	3rd Edition, 2012
4	Electric Machinery and Transformers	Irving Kosow	Pearson	2rd Edition, 2012
5	Principles of Electric Machines and Power Electronics	P.C.Sen	Wiley	2nd Edition, 2013
6	Electric Machines	R.K. Srivastava	Cengage Learning	2nd Edition,2013

B. E. ELECTRICAL AND ELECTRONICS ENGINEERING
Choice Based Credit System (CBCS) and Outcome Based Education (OBE)
SEMESTER - IV

ELECTROMAGNETIC FIELD THEORY

Course Code	**18EE45**	CIE Marks	40
Number of Lecture Hours/Week	2:2:0	SEE Marks	60
Credits	03	Exam Hours	03

Course Learning Objectives:

- To study different coordinate systems for understanding the concept of gradient, divergence and curl of a vector.
- To study the application of Coulomb's Law and Gauss Law for electric fields produced by different charge configurations.
- To evaluate the energy and potential due to a system of charges.
- To study the behavior of electric field across a boundary between a conductor and dielectric and between two different dielectrics.
- To study the magnetic fields and magnetic materials.
- To study the time varying fields and propagation of waves in different media. ■

Module-1

Vector Analysis: Scalars and Vectors**,** Vector algebra, Cartesian co-ordinate system, Vector Components and unit vectors. Scalar field and Vector field. Dot product and Cross product, Gradient of a scalar field. Divergence and Curl of a vector field. Co – ordinate systems: cylindrical and spherical, relation between different coordinate systems. Expression for gradient, divergence and curl in rectangular, cylindrical and spherical co-ordinate systems. Numerical.

Electrostatics: Coulomb's law, Electric field intensity and its evaluation for (i) point charge (ii) line charge (iii) surface charge (iv) volume charge distributions. Electric flux density, Gauss law and its applications. Maxwell's first equation (Electrostatics). Divergence theorem. Numerical. ■

Module-2

Energy and Potential: Energy expended in moving a point charge in an electric field. The line integral. Definition of potential difference and potential. The potential field of a point charge and of a system of charges. Potential gradient. The dipole. Energy density in the electrostatic field. Numerical.

Conductor and Dielectrics: Current and current density. Continuity of current. Metallic conductors, conductor's properties and boundary conditions. Perfect dielectric materials, capacitance calculations. Parallel plate capacitor with two dielectrics with dielectric interface parallel to the conducting plates. Numerical. ■

Module-3

Poisson's and Laplace Equations: Derivations and problems, Uniqueness theorem.

Steady magnetic fields: Biot - Savart's law, Ampere's circuital law. The Curl. Stokes theorem. Magnetic flux and flux density. Scalar and vector magnetic potentials. Numerical. ■

Module-4

Magnetic forces: Force on a moving charge and differential current element. Force between differential current elements. Force and torque on a closed circuit. Numerical.

Magnetic Materials and Magnetism: Nature of magnetic materials, magnetisation and permeability. Magnetic boundary conditions. Magnetic circuit, inductance and mutual inductance. Numerical. ■

Module-5

Time Varying Fields and Maxwell's Equations: Faraday's law, Displacement current. Maxwell's equations in point form and integral form. Numerical.

Uniform plane wave: Wave propagation in free space and in dielectrics. Pointing vector and power considerations. Propagation in good conductors, skin effect. Numerical. ■

Course Outcomes: At the end of the course the student will be able to:

- Use different coordinate systems , Coulomb's Law and Gauss Law for the evaluation of electric fields produced by different charge configurations.
- Calculate the energy and potential due to a system of charges & Explain the behavior of electric field across a boundary conditions.
- Explain the Poisson's, Laplace equations and behavior of steady magnetic fields.
- Explain the behavior of magnetic fields and magnetic materials.
- Asses time varying fields and propagation of waves in different media. ■

Question paper pattern:

- The question paper will have ten questions.
- Each full question is for 20 marks.
- There will be 2 full questions (with a maximum of three sub questions in one full question) from each module.
- Each full question with sub questions will cover the contents under a module.
- Students will have to answer 5 full questions, selecting one full question from each module.

Text Books:

1	Engineering Electromagnetics	William H Hayt et al	McGraw Hill	8th Edition, 2014
2	Principles of Electromagnetics	Matthew N. O. Sadiku	Oxford	6th Edition, 2015

Reference Books:

1	Fundamentals of Engineering Electromagnetics	David K. Cheng	Pearson	2014
2	Electromagnetism -Theory (Volume -1) -Applications (Volume-2)	AshutoshPramanik	PHI Learning	2014
3	Electromagnetic Field Theory Fundamentals	Bhag Guru et al	Cambridge	2005
4	Electromagnetic Field Theory	RohitKhurana	Vikas Publishing	1st Edition,2014
5	Electromagnetics	J. A. Edminister	McGraw Hill	3rd Edition, 2010
6	Electromagnetic Field Theory and Transmission Lines	GottapuSasibhushana Rao	Wiley	1st Edition, 2013

B. E. ELECTRICAL AND ELECTRONICS ENGINEERING
Choice Based Credit System (CBCS) and Outcome Based Education (OBE)
SEMESTER - IV

OPERATIONAL AMPLIFIERS AND LINEAR ICs

Course Code	**18EE46**	CIE Marks	40
Number of Lecture Hours/Week	3:0:0	SEE Marks	60
Credits	03	Exam Hours	03

Course Learning Objectives:

- To understand the basics of Linear ICs such as Op-amp, Regulator, Timer & PLL.
- To learn the designing of various circuits using linear ICs.
- To use these linear ICs for specific applications.
- To understand the concept and various types of converters.
- To use these ICs, in Hardware projects.

Module-1

Operational Amplifiers: Introduction, Block diagram representation of a typical Op-amp, schematic symbol, characteristics of an Op-amp, ideal op-amp, equivalent circuit, ideal voltage transfer curve, open loop configuration, differential amplifier, inverting & non –inverting amplifier, Op-amp with negative feedback(excluding derivations).
General Linear Applications: A.C. amplifier, summing, scaling & averaging amplifier, inverting and non-inverting configuration, Instrumentation amplifier. **T1**

Module-2

Active Filters: First & Second order high pass & low pass Butterworth filters. Band pass filters, all pass filters.
DC Voltage Regulators: voltage regulator basics, voltage follower regulator, adjustable output regulator, LM317 & LM337 Integrated circuits regulators. **T1**

Module-3

Signal Generators: Triangular / rectangular wave generator, phase shift oscillator, saw tooth oscillator.
Comparators & Converters: Basic comparator, zero crossing detector, inverting & non-inverting Schmitt trigger circuit, voltage to current converter with grounded load, current to voltage converter and basics of voltage to frequency and frequency to voltage converters. **T1**

Module-4

Signal processing circuits: Precision half wave & full wave rectifiers
A/D & D/A Converters: Basics, R–2R D/A Converter, Integrated circuit 8-bit D/A, successive approximation ADC, linear ramp ADC **R1**

Module-5

Phase Locked Loop (PLL): Basic PLL, components, performance factors.
Timer: Internal architecture of 555 timer, Mono stable multivibrators and applications. **T1**

Course Outcomes: At the end of the course the student will be able to:

- Describe the characteristics of ideal and practical operational amplifier.
- Design filters and signal generators using linear ICs.
- Demonstrate the application of Linear ICs as comparators and rectifiers.
- Analyze voltage regulators for given specification using op-amp and IC voltage regulators.
- Summarize the basics of PLL and Timer.

Question paper pattern:

- The question paper will have ten questions.
- Each full question is for 20 marks.
- There will be 2 full questions (with a maximum of three sub questions in one full question) from each module.
- Each full question with sub questions will cover the contents under a module.
- Students will have to answer 5 full questions, selecting one full question from each module.

Text Books:

1	Op-Amps and Linear Integrated Circuits	Ramakant A Gayakwad	Pearson	4th Edition 2015

Reference Books:

1	Operational Amplifiers and Linear ICs	David A. Bell	Oxford	3rd Edition 2011
2	Linear Integrated Circuits; Analysis, Design and	B. Somanthan Nair	Wiley India	2013
3	Linear Integrated Circuits	S. Salivahanan, et al	McGraw Hill	2nd Edition,2014
4	Operational Amplifiers and Linear Integrated Circuits	K. Lal Kishore	Pearson	1st Edition, 2012

B. E. ELECTRICAL AND ELECTRONICS ENGINEERING
Choice Based Credit System (CBCS) and Outcome Based Education (OBE)
SEMESTER - IV

ELECTRICAL MACHINES LABORATORY - 2

Course Code	**18EEL47**	CIE Marks	40
Number of Practical Hours/Week (L:T:P)	0:2:2	SEE Marks	60
Credits	02	Exam Hours	03

Course Learning Objectives:

- To perform tests on DC machines to determine their characteristics.
- To control the speed of DC motor.
- To conduct test for pre-determination of the performance characteristics of DC machines
- To conduct load test on single phase and three phase induction motor.
- To conduct test on induction motor to determine the performance characteristics.
- To conduct test on synchronous motor to draw the performance curves. ■

S No.	Experime
1	Load test on DC shunt motor to draw speed–torque and horse power–efficiency characteristics.
2	Field Test on DC series machines.
3	Speed control of DC shunt motor by armature and field control.
4	Swin burne's Test on DC motor.
5	Retardation test on DC shunt motor.
6	Regenerative test on DC shunt machines.
7	Load test on three phase induction motor.
8	No-load and Blocked rotor test on three phase induction motor to draw(i)equivalent circuit and(ii)circle diagram. Determination of performance parameters at different load conditions
9	Load test on induction generator.
10	Load test on single phase induction motor to draw output versus torque, current, power and efficiency characteristics.
11	Conduct suitable tests to draw thee equivalent circuit of single phase induction motor and determine performance parameters.
12	Conduct an experiment to draw v and Inverted curves of synchronous motor at no load and load conditions

Course Outcomes: At the end of the course the student will be able to:

- Test DC machines to determine their characteristics and also to control the speed of DC motor.
- Pre-determine the performance characteristics of DC machines by conducting suitable tests.
- Perform load test on single phase and three phase induction motor to assess its performance.
- Conduct test on induction motor to pre-determine the performance characteristics.
- Conduct test on synchronous motor to draw the performance curves. ■

Conduct of Practical Examination:

1. All laboratory experiments are to be included for practical examination.
2. Breakup of marks and the instructions printed on the cover page of answer script to be strictly adhered by the examiners.
3. Students can pick one experiment from the questions lot prepared by the examiners.
4. Change of experiment is allowed only once and 15% Marks allotted to the procedure part to be made

B. E. ELECTRICAL AND ELECTRONICS ENGINEERING
Choice Based Credit System (CBCS) and Outcome Based Education (OBE)
SEMESTER - IV

OP- AMP AND LINEAR ICS LABORATORY

Course Code	**18EEL48**	CIE Marks	40
Number of Practical Hours/Week	0:2:2	SEE Marks	60
Credits	02	Exam Hours	03

Course Learning Objectives:

- To conduct different experiments using OP-Amps
- To conduct experiments using Linear IC's

a) Study of pin details, specifications, application features of IC741 (LM741) and IC555 (Timer) through corresponding datasheets (Datasheets are instruction manuals for electronic components. They explain exactly what a component does and how to use it.).
b) Comparison of output performance quantity of an Operational Amplifier obtained by rigging up the circuit with the ideal value of
(i) A Non–Inverting Amplifier ($V_{out}=AV_{in}$) (ii) An Inverting Amplifier ($V_{out}=-AV_{in}$) (iii) A Difference Amplifier ($V_{out}=-A(V_p-V_{in})$) (iv) A Difference Amplifier with floating inputs ($V_{out}=AV_{in}$) (v) A Non – Inverting Amplifier with negative feedback (ii) An Inverting Amplifier with negative and output transfer characteristics to analyse and conclude that op-amps are rarely used in open-loop.
c) Plot of input and output transfer characteristics to analyse and conclude that op-amps are rarely used in open-loop.
d) Testing of op – amp.

Sl. No	Experiments
1	Design and verify a precision full wave rectifier. Determine the performance parameters.
2	Design and realize to analyse the frequency response of an op – amp amplifier under inverting and non - inverting configuration for a given gain.
3	Design and verify the output waveform of an op – amp RC phase shift oscillator for a desired frequency.
4	Design and realize Schmitt trigger circuit using an op – amp for desired upper trip point (UTP) and lower trip point (LTP).
5	Verify the operation of an op – amp as (a) voltage comparator circuit and (b) zero crossing detector.
6	Design and verify the operation of op – amp as an (a) adder (b) subtractor (c) integrator and (d) differentiator.
7	Design and realize an op – amp based first order Butterworth (a) low pass (b) high pass and (c) band pass filters for a given cut off frequency/frequencies to verify the frequency response characteristic.
8	Design and realize an op – amp based function generator to generate sine, square and triangular waves of desired frequency.
9	Design and realization of R-2R ladder DAC.
10	Realization of Two bit Flash ADC
11	Design and verify an IC 555 timer based pulse generator for the specified pulse.
12	Designing of Fixed voltage power supply (voltage regulator) using IC regulators 78 series and 79 series.

Course Outcomes: At the end of the course the student will be able to:

- To conduct experiment to determine the characteristic parameters of OP-Amp
- To design test the OP-Amp as Amplifier, adder, subtractor, differentiator and integrator.
- To design test the OP-Amp as oscillators and filters.
- Design and study of Linear IC's as multivibrator power supplies.

Conduct of Practical Examination:
1. All laboratory experiments are to be included for practical examination.
2. Breakup of marks and the instructions printed on the cover page of answer script to be strictly adhered by the examiners.
3. Students can pick one experiment from the questions lot prepared by the examiners.
4. Change of experiment is allowed only once and 15% Marks allotted to the procedure part to be made zero.

Note: Also verify the results of any four experiments using standard simulation package.

B.E.(Common to all Programmes)
Outcome Based Education (OBE) and Choice Based Credit System (CBCS)
SEMESTER - IV

ADDITIONAL MATHEMATICS – II

(Mandatory Learning Course: Common to All Programmes)
(A Bridge course for Lateral Entry students under Diploma quota to BE/B. Tech. programmes)

Course Code	**18MATDIP41**	CIE Marks	40
Teaching Hours/Week (L:T:P)	(2:1:0)	SEE Marks	60
Credits	**0**	Exam Hours	03

Course Learning Objectives:

- To provide essential concepts of linear algebra, second & higher order differential equations along with methods to solve them.
- To provide an insight into elementary probability theory and numerical methods.

Module-1

Linear Algebra: Introduction - rank of matrix by elementary row operations - Echelon form. Consistency of system of linear equations - Gauss elimination method. Eigen values and Eigen vectors of a square matrix. Problems.

Module-2

Numerical Methods: Finite differences. Interpolation/extrapolation using Newton's forward and backward difference formulae (Statements only)-problems. Solution of polynomial and transcendental equations – Newton-Raphson and Regula-Falsi methods (only formulae)- Illustrative examples. Numerical integration: Simpson's one third rule and Weddle's rule (without proof) Problems.

Module-3

Higher order ODE's: Linear differential equations of second and higher order equations with constant coefficients. Homogeneous /non-homogeneous equations. Inverse differential operators.*[Particular Integral restricted to* $R(x)= e^{ax}$, $\sin ax$ /$\cos ax$ *for* $f(D)y = R(x)$.]

Module-4

Partial Differential Equations(PDE's):- Formation of PDE's by elimination of arbitrary constants and functions. Solution of non-homogeneous PDE by direct integration. Homogeneous PDEs involving derivative with respect to one independent variable only.

Module-5

Probability: Introduction. Sample space and events. Axioms of probability. Addition & multiplication theorems. Conditional probability, Bayes's theorem, problems.

Course Outcomes: At the end of the course the student will be able to:
CO1: Solve systems of linear equations using matrix algebra.
CO2: Apply the knowledge of numerical methods in modelling and solving engineering problems.
CO3: Make use of analytical methods to solve higher order differential equations.
CO4: Classify partial differential equations and solve them by exact methods.
CO5: Apply elementary probability theory and solve related problems.

Question paper pattern:

- The question paper will have ten full questions carrying equal marks.
- Each full question will be for 20 marks.
- There will be two full questions (with a maximum of four sub- questions) from each module.
- Each full question will have sub- question covering all the topics under a module.
- The students will have to answer five full questions, selecting one full question from each module.

Sl No	Title of the Book	Name of the Author/s	Name of the Publisher	Edition and Year
Textbook				
1	Higher Engineering Mathematics	B.S. Grewal	Khanna Publishers	43rd Edition, 2015
Reference Books				
1	Advanced Engineering Mathematics	E. Kreyszig	John Wiley & Sons	10th Edition, 2015

2	Engineering Mathematics	N. P. Bali and Manish Goyal	Laxmi Publishers	7th Edition, 2007
3	Engineering Mathematics Vol. I	Rohit Khurana	Cengage Learning	1st Edition, 2015

V SEMESTER DETAILED SYLLABUS

B. E. ELECTRICAL AND ELECTRONICS ENGINEERING
Choice Based Credit System (CBCS) and Outcome Based Education (OBE)
SEMESTER - V

MANAGEMENT AND ENTREPRENEURSHIP

Course Code	**18EE51**	CIE Marks	40
Number of Lecture Hours/Week (L:T:P)	3:0:0	SEE Marks	60
Credits	03	Exam Hours	03

Course Learning Objectives:

- To introduce the field of management, task of the manager, importance of planning and types of planning, staff recruitment and selection process.
- To discuss the ways in which work is allocation, structure of organizations, modes of communication and importance of managerial control in business.
- To explain need of coordination between the manager and staff, the social responsibility of business and leadership.
- To explain the role and importance of the entrepreneur in economic development and the concepts of entrepreneurship.
- To explain various types of entrepreneurs and their functions, the myths of entrepreneurship and the factors required for capacity building for entrepreneurs
- To discuss the importance of Small Scale Industries and the related terms and problems involved.
- To discuss methods for generating new business ideas and business opportunities in India and the importance of business plan.
- To introduce the concepts of project management and discuss capitol building process.
- To explain project feasibility study and project appraisal and discuss project financing
- To discuss about different institutions at state and central levels supporting business enterprises. ■

Module-1

Management: Definition, Importance – Nature and Characteristics of Management, Management Functions, Roles of Manager, Levels of Management, Managerial Skills, Management & Administration, Management as a Science, Art &Profession**.**
Planning: Nature, Importance and Purpose Of Planning, Types of Plans, Steps in Planning, Limitations of Planning, Decision Making – Meaning, Types of Decisions- Steps in Decision Making. ■

Module-2

Organizing and Staffing: Meaning, Nature and Characteristics of Organization – Process of Organization, Principles of Organization, Departmentalization, Committees – meaning, Types of Committees, Centralization Versus Decentralization of Authority and Responsibility, Span of Control (Definition only), Nature and Importance of Staffing, Process of Selection and Recruitment.
Directing and Controlling: Meaning and Nature of Directing-Leadership Styles, Motivation Theories Communication – Meaning and Importance, Coordination- Meaning and Importance, Techniques of Coordination. Controlling – Meaning, Steps in Controlling. ■

Module-3

Social Responsibilities of Business: Meaning of Social Responsibility, Social Responsibilities of Business towards Different Groups, Social Audit, Business Ethics and Corporate Governance. **Entrepreneurship**: Definition of Entrepreneur, Importance of Entrepreneurship, concepts of Entrepreneurship, Characteristics of successful Entrepreneur, Classification of Entrepreneurs, Intrapreneur – An Emerging Class, Comparison between Entrepreneur and Intrapreneur, Myths of Entrepreneurship, Entrepreneurial Development models, Entrepreneurial development cycle, Problems faced by Entrepreneurs and capacity building for

Module-4

Modern Small Business Enterprises: Role of Small Scale Industries, Concepts and definitions of SSI Enterprises, Government policy and development of the Small Scale sector in India, Growth and Performance of Small Scale Industries in India, Sickness in SSI sector, Problems for Small Scale Industries, Impact of Globalization on SSI, Impact of WTO/GATT on SSIs, Ancillary Industry and Tiny Industry (Definition only).
Institutional Support for Business Enterprises: Introduction, Policies & Schemes of Central–Level Institutions, State-Level Institutions.■

Module-5

Project Management: Meaning of Project, Project Objectives & Characteristics, Project Identification-Meaning & Importance; Project Life Cycle, Project Scheduling, Capital Budgeting, Generating an Investment Project Proposal, Project Report-Need and Significance of Report, Contents, Formulation, Project Analysis-Market, Technical, Financial, Economic, Ecological, Project Evaluation and Selection, Project Financing, Project Implementation Phase, Human & Administrative aspects of Project Management, Prerequisites for Successful Project Implementation.

New Control Techniques- PERT and CPM, Steps involved in developing the network, Uses and Limitations of PERT and CPM .■

Course Outcomes: At the end of the course the student will be able to:

- Explain the field of management, task of the manager, planning and steps in decision making.
- Discuss the structure of organization, importance of staffing, leadership styles, modes of communication, techniques of coordination and importance of managerial control in business.
- Explain the concepts of entrepreneurship and a businessman's social responsibilities towards different groups.
- Show an understanding of role of SSI's in the development of country and state/central level institutions/agencies supporting business enterprises.
- Discuss the concepts of project management, capital budgeting, project feasibility studies, need for project report and new control techniques.■

Question paper pattern:

- The question paper will have ten questions.
- Each full question is for 20 marks.
- There will be 2 full questions (with a maximum of three sub questions in one full question) from each module.
- Each full question with sub questions will cover the contents under a module.
- Students will have to answer 5 full questions, selecting one full question from each module. ■

Text Books

1	Principles of Management	P.C.Tripathi, P.N.Reddy	McGraw Hill,	6th Edition, 2017
2	Entrepreneurship Development And Small Business Enterprises	Poornima M.Charanthimath	Pearson	2nd Edition,2014

Reference Books

1	Dynamics of Entrepreneurial Development and Management	Vasant Desai	Himalaya Publishing House	2007
2	Essentials of Management: An International, Innovation and Leadership	Harold Koontz, Heinz Weihrich	McGraw Hill	10th Edition 2016

B. E. ELECTRICAL AND ELECTRONICS ENGINEERING
Choice Based Credit System (CBCS) and Outcome Based Education (OBE)
SEMESTER - V

MICROCONTROLLER

Course Code	**18EE52**	CIE Marks	40
Number of Lecture Hours/Week (L:T:P)	3:2:0	SEE Marks	60
Credits	04	Exam Hours	03

Course Learning Objectives:

- To explain the internal organization and working of Computers, microcontrollers and embedded processors.
- Compare and contrast the various members of the 8051 family.
- To explain the registers of the 8051 microcontroller, manipulation of data using registers and MOV instructions.
- To explain in detail the execution of 8051 Assembly language instructions and data types
- To explain loop, conditional and unconditional jump and call, handling and manipulation of I/O instructions.
- To explain different addressing modes of 8051, arithmetic, logic instructions, and programs.
- To explain develop 8051C programs for time delay, I/O operations, I/O bit manipulation, logic,

Module-1

8051 Microcontroller Basics: Inside the Computer, Microcontrollers and Embedded Processors, Block Diagram of 8051, PSW and Flag Bits, 8051 Register Banks and Stack, Internal Memory Organization of 8051, IO Port Usage in 8051, Types of Special Function Registers and their uses in 8051, Pins Of 8051. Memory Address Decoding, 8031/51 Interfacing With External ROM And RAM.8051 Addressing Modes. ■

Module-2

Assembly Programming and Instruction of 8051: Introduction to 8051 assembly programming, Assembling and running an 8051 program, Data types and Assembler directives, Arithmetic, logic instructions and programs, Jump, loop and call instructions, IO port programming. ■

Module-3

8051 Programming in C: Data types and time delay in 8051C, IO programming in 8051C, Logic operations in 8051 C, Data conversion program in 8051 C, Accessing code ROM space in 8051C, Data serialization using 8051C

8051 Timer Programming in Assembly and C: Programming 8051 timers, Counter programming, Programming timers 0 and 1 in 8051 C. ■

Module-4

8051 Serial Port Programming in Assembly and C: Basics of serial communication, 8051 connection to RS232, 8051 serial port programming in assembly, serial port programming in 8051 C.

8051 Interrupt Programming in Assembly and C: 8051 interrupts, Programming timer, external hardware, serial communication interrupt, Interrupt priority in 8051/52, Interrupt programming in C. ■

Module-5

Interfacing: LCD interfacing, Keyboard interfacing.
ADC, DAC and Sensor Interfacing: ADC 0808 interfacing to 8051, Serial ADC Max1112 ADC interfacing to 8051, DAC interfacing, Sensor interfacing and signal conditioning.
Motor Control: Relay, PWM, DC and Stepper Motor: Relays and opt isolators, stepper motor interfacing, DC motor interfacing and PWM.
8051 Interfacing with 8255: Programming the 8255, 8255 interfacing, C programming for 8255. ■

Course Outcomes: At the end of the course the student will be able to:

- Outline the 8051 architecture, registers, internal memory organization, addressing modes.
- Discuss 8051 addressing modes, instruction set of 8051, accessing data and I/O port programming.
- Develop 8051C programs for time delay, I/O operations, I/O bit manipulation, logic and arithmetic operations, data conversion and timer/counter programming.
- Summarize the basics of serial communication and interrupts, also develop 8051 programs for serial data communication and interrupt programming.
- Program 8051 to work with external devices for ADC, DAC, Stepper motor control, DC motor control, Elevator control. ■

Question paper pattern:

- The question paper will have ten questions.
- Each full question is for 20 marks.
- There will be 2 full questions (with a maximum of three sub questions in one full question) from each module.
- Each full question with sub questions will cover the contents under a module.
- Students will have to answer 5 full questions, selecting one full question from each module.

Text Book

1	The 8051 Microcontroller and Embedded Systems Using Assembly and C	Muhammad Ali Mazadi	Pearson	2nd Edition, 2008.

Reference Books

1	The 8051 Microcontroller	Kenneth Ayala	Cengage Learning	3rd Edition, 2005
2	The 8051 Microcontroller and Embedded Systems	Manish K Patel	McGraw Hill	2014
3	Microcontrollers: Architecture, Programming, Interfacing and System Design	Raj Kamal	Pearson	1st Edition, 2012

B. E. ELECTRICAL AND ELECTRONICS ENGINEERING
Choice Based Credit System (CBCS) and Outcome Based Education (OBE)
SEMESTER - V

POWER ELECTRONICS

Course Code	**18EE53**	CIE Marks	40
Number of Lecture Hours/Week (L:T:P)	3:2:0	SEE Marks	60
Credits	04	Exam Hours	03

Course Learning Objectives:

- To give an overview of applications power electronics, different types of power semiconductor devices, their switching characteristics.
- To explain power diode characteristics, types, their operation and the effects of power diodes on RL circuits.
- To explain the techniques for design and analysis of single phase diode rectifier circuits.
- To explain different power transistors, their steady state and switching characteristics and limitations.
- To explain different types of Thyristors, their gate characteristics and gate control requirements.
- To explain the design, analysis techniques, performance parameters and characteristics of controlled rectifiers, DC- DC, DC -AC converters and Voltage controllers.

Module-1

Introduction: Applications of Power Electronics, Types of Power Electronic Circuits, Peripheral Effects, Characteristics and Specifications of Switches.

Power Diodes: Introduction, Diode Characteristics, Reverse Recovery Characteristics, Power Diode Types, Silicon Carbide Diodes, Silicon Carbide Schottky Diodes, Freewheeling diodes ,Freewheeling diodes with RL load.

Diode Rectifiers: Introduction, Diode Circuits with DC Source connected to R and RL load, Single-Phase Full-Wave Rectifiers with R load , Single-Phase Full-Wave Rectifier with RL Load . ■ **T1 & R1**

Module-2

Power Transistors: Introduction, Power MOSFETs – Steady State Characteristics, Switching Characteristics Bipolar Junction Transistors – Steady State Characteristics, Switching Characteristics, Switching Limits, IGBTs, MOSFET Gate Drive, BJT Base Drive, Isolation of Gate and Base Drives, Pulse transformers and Opto-couplers. ■ **T1**

Module-3

Thyristors: Introduction, Thyristor Characteristics, Two-Transistor Model of Thyristor, Thyristor Turn-On, Thyristor Turn-Off, A brief study on Thyristor Types, Series Operation of Thyristors, Parallel Operation of Thyristors, *di/dt*Protection, *dv/dt*Protection, DIACs, Thyristor Firing Circuits, Unijunction Transistor. ■ **T1**

Module-4

Controlled Rectifiers: Introduction, Single phase half wave circuit with RL Load, Single phase half wave circuit with RL Load and Freewheeling Diode, Single phase half wave circuit with RLE Load, Single-Phase Full Converters with RLE Load, Single-Phase Dual Converters, Principle of operation of Three- Phase duel Converters.

AC Voltage Controllers: Introduction, Principle of phase control & Integral cycle control, Single-Phase Full-Wave Controllers with Resistive Loads, Single- Phase Full-Wave Controllers with Inductive Loads, Three-Phase Full-Wave Controllers. ■ **T1 & R1**

Module-5

DC-DC Converters: Introduction, principle of step down and step up chopper with RL load, performance parameters, DC-DC converter classification**.**

DC-AC Converters: Introduction, principle of operation single phase bridge inverters, three phase bridge inverters, voltage control of single phase inverters, Harmonic reductions, Current source inverters. ■ **T1**

Course Outcomes: At the end of the course the student will be able to:

- To give an overview of applications power electronics, different types of power semiconductor devices, their switching characteristics, power diode characteristics, types, their operation and the effects of power diodes on RL circuits.
- To explain the techniques for design and analysis of single phase diode rectifier circuits.
- To explain different power transistors, their steady state and switching characteristics and limitations.
- To explain different types of Thyristors, their gate characteristics and gate control requirements.
- To explain the design, analysis techniques, performance parameters and characteristics of controlled rectifiers, DC- DC, DC -AC converters and Voltage controllers. ■

Question paper pattern:

- The question paper will have ten questions.
- Each full question is for 20 marks.
- There will be 2 full questions (with a maximum of three sub questions in one full question) from each module.
- Each full question with sub questions will cover the contents under a module.
- Students will have to answer 5 full questions, selecting one full question from each module.

Text Book				
1	Power Electronics: Circuits Devices and Applications	Mohammad H Rashid,	Pearson	4th Edition, 2014
Reference Books				
1	Power Electronics	P.S. Bimbhra	Khanna Publishers	5th Edition, 2012
2	Power Electronics: Converters, Applications and Design	Ned Mohan et al	Wiley	3rd Edition, 2014
3	Power Electronics	Daniel W Hart	McGraw Hill	1st Edition, 2011
4	Elements of Power Electronics	Philip T Krein	Oxford	Indian Edition, 2008

B. E. ELECTRICAL AND ELECTRONICS ENGINEERING
Choice Based Credit System (CBCS) and Outcome Based Education (OBE)
SEMESTER - V

SIGNALS AND SYSTEMS

Course Code	**18EE54**	CIE Marks	40
Number of Lecture Hours/Week (L:T:P)	3:0:0	SEE Marks	60
Credits	03	Exam Hours	03

Course Learning Objectives:

- To discuss arising of signals in different systems.
- To classify the signals and define certain elementary signals.
- To explain basic operations on signals and properties of systems.
- To explain the use of convolution integral and convolution summation in analyzing the response of linear time invariant systems in continuous and discrete time domains.
- To explain the properties of linear time invariant systems in terms of impulse response description.
- To explain determination of response of a given linear time invariant system and to provide a block diagram representation to it.
- To explain Fourier transform representation of continuous time and discrete time non –periodic signals and the properties of Fourier Transforms.
- To explain the applications of Fourier transform representation to study signals and linear time invariant systems. To explain the use of Z-transform in the complex exponential representation of discrete time signals and the analysis of systems. ■

Module-1

Introduction: Definitions of signals and a system, classification of signals, basic operations on signals. Elementary signals viewed as interconnections of operations, properties of systems**.** ■

Module-2

Time – Domain Representations for LTI Systems: Convolution, impulse response, properties, solution of differential and difference equations, block diagram representation. ■

Module-3

The Continuous-Time Fourier Transform: Representation of a non -periodic signals: continuous-time Fourier transform (FT), Properties of continuous-time Fourier transform, Applications. Frequency response of LTI systems, Solutions of differential equations. ■

Module-4

The Discrete-Time Fourier Transform: Representations of non-periodic signals: The discrete-time Fourier transform (DTFT), Properties of DTFT and applications. Frequency response of LTI system, Solutions of difference equations. ■

Module-5

Z- Transforms: Introduction, Z-transform, properties of ROC, properties of Z-transforms, inversion of Z-transform methods - power series and partial expansion, Transforms analysis of LTI systems, transfer function, stability and causality, unilateral Z-transform and its application to solve difference equations. ■

Course Outcomes: At the end of the course the student will be able to:

- Explain the generation of signals, behavior of system and the basic operations that can be performed on signals and properties of systems.
- Apply convolution in both continuous and discrete domain for the analysis of systems given impulse response of a system.
- Solve the continuous time and discrete time systems by various methods and their representation by block diagram.
- Perform Fourier analysis for continuous and discrete time, linear time invariant systems.
- Apply Z-transform and properties of Z transform for the analysis of discrete time systems. ■

Question paper pattern:

- The question paper will have ten questions.
- Each full question is for 20 marks.
- There will be 2 full questions (with a maximum of three sub questions in one full question) from each module.
- Each full question with sub questions will cover the contents under a module.

Students will have to answer 5 full questions, selecting one full question from each module. ■

Text Book

1	Signals and Systems	Simon Haykin, Berry Van Veen	Wiley	2nd Edition,2002
Reference Books				
1	Fundamentals of Signals and Systems	Michael J. Roberts, Govind K Sharma	McGraw Hill	2nd Edition 2010
2	Signals and Systems	NagoorKani	McGraw Hill	1st Edition 2010
3	Signals and Systems A Primer with MATLAB	Matthew N.O. Sadiku Warsame H. Ali	CRC Press	1st Edition, 2016
4	Signals and Systems	Anand Kumar	PHI	3rd Edition, 2015

B. E. ELECTRICAL AND ELECTRONICS ENGINEERING
Choice Based Credit System (CBCS) and Outcome Based Education (OBE)
SEMESTER - V

ELECTRICAL MACHINE DESIGN (Core Course)

Course Code	**18EE55**	CIE Marks	40
Number of Lecture Hours/Week (L:T:P)	3:0:0	SEE Marks	60
Credits	03	Exam Hours	03

Course Learning Objectives:

- To discuss design factors, limitations in design and modern trends in design and manufacturing of electrical machines.
- To discuss the properties of electrical, magnetic and insulating materials used in the design of electrical machines.
- To derive the output equation of DC machine, single phase, three phase transformers, induction motor and synchronous machines.
- To discuss the selection of specific loadings, for various machines.
- To discuss separation of main dimensions for different electrical machines
- To discuss design of field windings for DC machines and synchronous machines. To evaluate the performance parameters of transformer, induction motor.
- To design of cooling tubes for the transformer for a given temperature rise.
- To explain design of rotor of squirrel cage rotor and slip ring rotor.
- To define short circuit ratio and discuss its effect on machine performance. ■

Module-1

Fundamental Aspects of Electrical Machine Design: Design of Machines, Design Factors, Limitations in design, Modern Trends in design, manufacturing Techniques.

Electrical Engineering Materials: Desirabilities of Conducting Materials, Comparison of Aluminium and Copper wires. Ferromagnetic Materials: Soft Magnetic materials – Solid Core Materials, Electrical Sheet and Strip, Cold Rolled Grain Oriented Steel. Insulating Materials: Desirable Properties, Temperature Rise and Insulating Materials, Classification of Insulating materials based on Thermal Consideration. ■

Module-2

Design of DC Machines: Output Equation, Choice of Specific Loadings and Choice of Number of Poles, Main Dimensions of armature, Design of Armature Slot Dimensions, Commutator and Brushes. Estimation of Ampere Turns for the Magnetic Circuit. Dimensions of Yoke, Main Pole and Air Gap. Design of Shunt and Series Field Windings. ■

Module-3

Design of Transformers: Output Equations of Single Phase and Three Phase Transformers, Choice of Specific Loadings, Expression for Volts/Turn, Determination of Main Dimensions of the Core, Estimation of Number of Turns and Conductor Cross Sectional area of Primary and Secondary Windings, No Load Current. Expression for the Leakage Reactance of core type transformer with concentric coils, and calculation of Voltage Regulation. Design of Tank and Cooling (Round and Rectangular) Tubes. ■

Module-4

Design of Three Phase Induction Motors: Output Equation, Choice of Specific Loadings, Main Dimensions of Stator. Design of stator slots and Winding, Choice of Length Air Gap, Estimation of Number of Slots for Squirrel Cage Rotor. Design of Rotor Bars and End Ring. Design of Slip Ring rotor. Estimation of No Load Current and Leakage Reactance. ■

Module-5

Design of Three Phase Synchronous Machines: Output Equation, Choice of Specific Loadings, Short Circuit Ratio, Main Dimensions of Stator. Design of stator slots and Winding. Design of Salient and non- salient Pole Rotors. Magnetic Circuit and Field Winding. ■

Course Outcomes: At the end of the course the student will be able to:

- Identify and list, limitations, modern trends in design, manufacturing of electrical machines and properties of materials used in the electrical machines.
- Derive the output equation of DC machine, discuss selection of specific loadings and magnetic circuits of DC machines, design the field windings of DC machine, and design stator and rotor circuits of a DC machine.
- Derive the output equations of transformer, discuss selection of specific loadings, estimate the number of cooling tubes, no load current and leakage reactance of core type transformer.
- Develop the output equation of induction motor, discuss selection of specific loadings and magnetic circuits of induction motor, design stator and rotor circuits of a induction motor.
- Formulate the output equation of alternator, design the field windings of Synchronous machine, discuss short circuit ratio and its effects on performance of synchronous machines, design salient pole and non-salient pole alternators for given specifications.

Question paper pattern:

- The question paper will have ten questions.
- Each full question is for 20 marks.
- There will be 2 full questions (with a maximum of three sub questions in one full question) from each module.
- Each full question with sub questions will cover the contents under a module.
- Students will have to answer 5 full questions, selecting one full question from each module.

Text Book

1	A course in Electrical Machine design	A.K.Sawhney	DhanpatRai	6th Edition, 2013

Reference Books

1	Performance and Design of Alternating Current Machines	M.G. Say	CBS Publisher	3rd Edition, 2002
2	Design Data Handbook	A. Sanmugasundaram Et al	New Age International	1st Edition, 2011

B. E. ELECTRICAL AND ELECTRONICS ENGINEERING
Choice Based Credit System (CBCS) and Outcome Based Education (OBE)
SEMESTER - V

HIGH VOLTAGE ENGINEERING

Course Code	**18EE56**	CIE Marks	40
Number of Lecture Hours/Week (L:T:P)	3:0:0	SEE Marks	60
Credits	03	Exam Hours	03

Credits - 03

Course Learning Objectives:

- To discuss conduction and breakdown in gases, liquid dielectrics.
- To discuss breakdown in solid dielectrics.
- To discuss generation of high voltages and currents and their measurement.
- To discuss overvoltage phenomenon and insulation coordination in electric power systems. ■

Module-1

Conduction and Breakdown in Gases: Gases as Insulating Media, Collision Process, Ionization Processes, Townsend's Current Growth Equation, Current Growth in the Presence of Secondary Processes, Townsend's Criterion for Breakdown, Experimental Determination of Coefficients α and γ, Breakdown in Electronegative Gases, Time Lags for Breakdown, Streamer Theory of Breakdown in Gases, Paschen's Law, Breakdown in Non-Uniform Fields and Corona Discharges. **Conduction and Breakdown in Liquid Dielectrics:** Liquids as Insulators, Pure Liquids and Commercial Liquids, Conduction and Breakdown in Pure Liquids, Conduction and Breakdown in Commercial Liquids.
Breakdown in Solid Dielectrics: Introduction, Intrinsic Breakdown, Electromechanical Breakdown, Thermal Breakdown. ■

Module-2

Generation of High Voltages and Currents: Generation of High Direct Current Voltages, Generation of High Alternating Voltages, Generation of Impulse Voltages, Generation of Impulse Currents, Tripping and Control of Impulse Generators. ■

Module-3

Measurement of High Voltages and Currents: Measurement of High Direct Current Voltages, Measurement of High AC and Impulse Voltages, Measurement of High Currents – Direct, Alternating and Impulse, Cathode Ray Oscillographs for Impulse Voltage and Current Measurements. ■

Module-4

Overvoltage Phenomenon and Insulation Coordination in Electric Power Systems: National Causes for Overvoltages - Lightning Phenomenon, Overvoltage due to Switching Surges, System Faults and Other Abnormal, Principles of Insulation Coordination on High Voltage and Extra High Voltage Power Systems. ■

Module-5

Non-Destructive Testing of Materials and Electrical Apparatus: Introduction, Measurement of Dielectric Constant and Loss Factor, Partial Discharge Measurements.
High Voltage Testing of Electrical Apparatus: Testing of Insulators and Bushings, Testing of Isolators and Circuit Breakers, Testing of Cables, Testing of Transformers, Testing of Surge Arrestors, Radio Interference Measurements, Testing of HVDC Valves and Equipment. ■

Course Outcomes: At the end of the course the student will be able to:

- Explain conduction and breakdown phenomenon in gases, liquid dielectrics and breakdown phenomenon in solid dielectrics.
- Summarize generation of high voltages and currents
- Outline measurement techniques for high voltages and currents.
- Summarize overvoltage phenomenon and insulation coordination in electric power systems.
- Explain non-destructive testing of materials and electric apparatus, high-voltage testing of electric apparatus■

Question paper pattern:

- The question paper will have ten questions.
- Each full question is for 20 marks.
- There will be 2 full questions (with a maximum of three sub questions in one full question) from each module.
- Each full question with sub questions will cover the contents under a module.
- Students will have to answer 5 full questions, selecting one full question from each module.

Text Book				
1	High Voltage Engineering	M.S. Naidu, V.Kamaraju	McGraw Hill	5th Edition, 2013.
Reference Books				
1	High Voltage Engineering Fundamentals	E. Kuffel, W.S. Zaengl, J. Kuffel	Newnes	2nd Edition, 2000
2	High Voltage Engineering	Wadhwa C.L.	New Age International	3rd Edition, 2012
3	High-Voltage Test and Measuring Techniques	Wolfgang Hauschild Eberhard Lemke	Springer	1st Edition2014
4	High Voltage Engineering	Farouk A.M. Rizk	CRC Press	1st Edition2014
5	Fundamental of High Voltage Engineering	Ravindra Arora, Bharat Singh Rajpurohit	Wiley	2019

B. E. ELECTRICAL AND ELECTRONICS ENGINEERING
Choice Based Credit System (CBCS) and Outcome Based Education (OBE)
SEMESTER - V

MICROCONTROLLER LABORATORY

Course Code	**18EEL57**	CIE Marks	40
Number of Practical Hours/Week (L:T:P)	0:2:2	SEE Marks	60
Credits	02	Exam Hours	3

Course Learning Objectives:

- To explain writing assembly language programs for data transfer, arithmetic, Boolean and logical instructions.
- To explain writing assembly language programs for code conversions.
- To explain writing assembly language programs using subroutines for generation of delays, counters, configuration of SFRs for serial communication and timers.
- To perform interfacing of stepper motor and DC motor for controlling the speed.
- To explain generation of different waveforms using DAC interface. ■

Sl. No.	Experiments
Note: For the experiments 1 to 6, 8051 assembly programming is to be used.	
1	Data transfer – Program for block data movement, sorting, exchanging, finding largest element in an array.
2	Arithmetic instructions: Addition, subtraction, multiplication and division. Square and cube operations for
3	Counters
4	Boolean and logical instructions (bit manipulation).
5	Conditional call and return instructions.
6	Code conversion programs – BCD to ASCII, ASCII to BCD, ASCII to decimal, Decimal to ASCII, Hexa
7	Programs to generate delay, Programs using serial port and on-chip timer/counters.
Note: Single chip solution for interfacing 8051 is to be with C Programs for the following experiments.	
8	Stepper motor interface.
9	DC motor interface for direction and speed control using PWM.
10	Alphanumerical LCD panel interface.
11	Generate different waveforms: Sine, Square, Triangular, Ramp using DAC interface.
12	External ADC and Temperature control interface.
13	Elevator interface.

Course Outcomes: At the end of the course the student will be able to:

- Write assembly language programs for data transfer, arithmetic, Boolean and logical instructions and code conversions.
- Write ALP using subroutines for generation of delays, counters, configuration of SFRs for serial communication and timers.
- Perform interfacing of stepper motor and dc motor for controlling the speed, elevator, LCD, external ADC and temperature control.
- Generate different waveforms using DAC interface.
- Work with a small team to carryout experiments using microcontroller concepts and prepare reports that present lab work. ■

Conduct of Practical Examination:

1. All laboratory experiments are to be included for practical examination.
2. Breakup of marks and the instructions printed on the cover page of answer script to be strictly adhered by the examiners.
3. Students can pick one experiment from the questions lot prepared by the examiners.
4. Change of experiment is allowed only once and 15% Marks allotted to the procedure part to be made zero.

B. E. ELECTRICAL AND ELECTRONICS ENGINEERING
Choice Based Credit System (CBCS) and Outcome Based Education (OBE)
SEMESTER - V

POWER ELECTRONICS LABORATORY

Course Code	**18EEL58**	CIE Marks	40
Number of Practical Hours/Week (L:T:P)	0:2:2	SEE Marks	60
Credits	02	Exam Hours	03

Course Learning Objectives:

- To conduct experiments on semiconductor devices to obtain their static characteristics.
- To study different methods of triggering the SCR
- To study the performance of single phase controlled full wave rectifier and AC voltage controller with R and RL loads.
- To control the speed of a DC motor, universal motor and stepper motors.
- To study single phase full bridge inverter connected to resistive load. ■

Sl. No	Experiments
1	Static Characteristics of SCR.
2	Static Characteristics of MOSFET and IGBT.
3	Characteristic of TRIAC.
4	SCR turn on circuit using synchronized UJT relaxation oscillator.
5	SCR digital triggering circuit for a single phase controlled rectifier and ac voltage regulator.
6	Single phase controlled full wave rectifier with R load, R –L load, R-L-E load with and without free wheeling diode
7	AC voltage controller using TRIAC and DIAC combination connected to R and RL loads.
8	Speed control of DC motor using single semi converter.
9	Speed control of stepper motor.
10	Speed control of universal motor using ac voltage regulator.
11	Speed control of a separately excited D.C. Motor using an IGBT or MOSFET chopper.
12	Single phase MOSFET/IGBT based PWM inverter.

Course Outcomes: At the end of the course the student will be able to:

- Obtain static characteristics of semiconductor devices to discuss their performance.
- Trigger the SCR by different methods
- Verify the performance of single phase controlled full wave rectifier and AC voltage controller with R and RL loads.
- Control the speed of a DC motor, universal motor and stepper motors.
- Verify the performance of single phase full bridge inverter connected to resistive load. ■

Conduct of Practical Examination:

1. All laboratory experiments are to be included for practical examination.
2. Breakup of marks and the instructions printed on the cover page of answer script to be strictly adhered by the examiners.
3. Students can pick one experiment from the questions lot prepared by the examiners.
4. Change of experiment is allowed only once and 15% Marks allotted to the procedure part to be made zero. ■

B. E. ELECTRICAL AND ELECTRONICS ENGINEERING
Choice Based Credit System (CBCS) and Outcome Based Education (OBE)
SEMESTER – V

ENVIRONMENTAL STUDIES

Course Code	**18CIV59**	CIE Marks	40
Teaching Hours / Week (L:T:P)	(1:0:0)	SEE Marks	60
Credits	01	Exam Hours	02

Module - 1

Ecosystems (Structure and Function): Forest, Desert, Wetlands, Riverine, Oceanic and Lake.
Biodiversity: Types, Value; Hot-spots; Threats and Conservation of biodiversity, Forest Wealth, and Deforestation.

Module - 2

Advances in Energy Systems (Merits, Demerits, Global Status and Applications)**:** Hydrogen, Solar, OTEC, Tidal and Wind.
Natural Resource Management (Concept and case-studies): Disaster Management, Sustainable Mining, Cloud Seeding, and Carbon Trading.

Module - 3

Environmental Pollution (Sources, Impacts, Corrective and Preventive measures, Relevant Environmental Acts, Case-studies)**:** Surface and Ground Water Pollution; Noise pollution; Soil Pollution and Air Pollution.
Waste Management & Public Health Aspects: Bio-medical Wastes; Solid waste; Hazardous wastes; E-wastes; Industrial and Municipal Sludge.

Module - 4

Global Environmental Concerns (Concept, policies and case-studies):Ground water depletion/recharging, Climate Change; Acid Rain; Ozone Depletion; Radon and Fluoride problem in drinking water; Resettlement and rehabilitation of people, Environmental Toxicology.

Module - 5

Latest Developments in Environmental Pollution Mitigation Tools (Concept and Applications): G.I.S. & Remote Sensing, Environment Impact Assessment, Environmental Management Systems, ISO14001; Environmental Stewardship- NGOs.
Field work: Visit to an Environmental Engineering Laboratory or Green Building or Water Treatment Plant or Waste water treatment Plant; ought to be Followed by understanding of process and its brief documentation.

Course Outcomes: At the end of the course, students will be able to:

- CO1: Understand the principles of ecology and environmental issues that apply to air, land, and water issues on a global scale,
- CO2: Develop critical thinking and/or observation skills, and apply them to the analysis of a problem or question related to the environment.
- CO3: Demonstrate ecology knowledge of a complex relationship between biotic and abiotic components.
- CO4: Apply their ecological knowledge to illustrate and graph a problem and describe the realities that managers face when dealing with complex issues.

Question paper pattern:

- The Question paper will have 100 objective questions.
- Each question will be for 01 marks
- Student will have to answer all the questions in an OMR Sheet.
- The Duration of Exam will be 2 hours.

Sl. No.	Title of the Book	Name of the Author/s	Name of the Publisher	Edition and Year
Textbook/s				
1	Environmental Studies	Benny Joseph	Tata Mc Graw – Hill.	2nd Edition, 2012
2.	Environmental Studies	S M Prakash	Pristine Publishing House, Mangalore	3rd Edition' 2018
3	Environmental Studies – From Crisis to Cure	R Rajagopalan	Oxford Publisher	2005
Reference Books				
1	Principals of Environmental	Raman Sivakumar	Cengage learning,	2nd Edition, 2005

	Science and Engineering		Singapur.	
2	Environmental Science – working with the Earth	G.Tyler Miller Jr.	Thomson Brooks /Cole,	11th Edition, 2006
3	Text Book of Environmental and Ecology	Pratiba Sing, Anoop Singh& Piyush Malaviya	Acme Learning Pvt. Ltd. New Delhi.	1st Edition

VI SEMESTER DETAILED SYLLABUS

B. E. ELECTRICAL AND ELECTRONICS ENGINEERING
Choice Based Credit System (CBCS) and Outcome Based Education (OBE)
SEMESTER - VI

CONTROL SYSTEMS (Core Subject)			
Course Code	**18EE61**	CIE Marks	40
Number of Lecture Hours/Week (L:T:P)	3:2:0	SEE Marks	60
Credits	04	Exam Hours	03

Course Learning Objectives:

- To define a control system
- To explain the necessity of feedback and types of feedback control systems.
- To introduce the concept of transfer function and its application the modeling of linear systems.
- To demonstrate mathematical modeling of control systems.
- To obtain transfer function of systems through block diagram manipulation and reduction
- To use Mason's gain formula for finding transfer function of a system
- To discuss transient and steady state time response of a simple control system.
- To discuss the stability of linear time invariant systems and Routh-Hurwitz criterion
- To investigate the trajectories of the roots of the characteristic equation when a system parameter is varied.
- To conduct the control system analysis in the frequency domain.
- To discuss stability analysis using Bode plots.
- To determine the controller or compensator configuration and parameter values relative to how it is

Module-1

Introduction to Control Systems: Introduction, classification of control systems.

Mathematical models of physical systems: Modelling of mechanical system elements, electrical systems, Analogous systems, Transfer function, Single input single output systems, Procedure for deriving transfer functions, servomotors, synchros, gear trains. ■

Module-2

Block Diagram: Block diagram of a closed loop system, procedure for drawing block diagram and block diagram reduction to find transfer function.

Signal Flow Graphs: Construction of signal flow graphs, basic properties of signal flow graph, signal flow graph algebra, construction of signal flow graph for control systems. ■

Module-3

Time Domain Analysis: Standard test signals, time response of first order systems, time response of second order systems, steady state errors and error constants, types of control systems.

Routh Stability Criterion: BIBO stability, Necessary conditions for stability, Routh stability criterion, difficulties in formulation of Routh table, application of Routh stability criterion to linear feedback systems, relative stability analysis. ■

Module-4

Root locus Technique: Introduction, root locus concepts, construction of root loci, rules for the construction of root locus.

Frequency Response Analysis: Co-relation between time and frequency response – 2nd order systems only.

Bode Plots: Basic factors G(iw)/H(jw), General procedure for constructing bode plots, computation of gain margin and phase margin. ■

Module-5

Nyquist plot: Principle of argument, Nyquist stability criterion, assessment of relative stability using Nyquist criterion.

Design of Control Systems: Introduction, Design with the PD Controller, Design with the PI Controller, Design with the PID Controller, Design with Phase-Lead Controller, Design with Phase - Lag Controller, Design with Lead-Lag Controller. ■

Course Outcomes: At the end of the course the student will be able to:

- Analyze and model electrical and mechanical system using analogous.
- Formulate transfer functions using block diagram and signal flow graphs.
- Analyze the stability of control system, ability to determine transient and steady state time response.
- Illustrate the performance of a given system in time and frequency domains, stability analysis using Root locus and Bode plots.
- Discuss stability analysis using Nyquist plots, Design controller and compensator for a given specification.

Question paper pattern:

- The question paper will have ten questions.
- Each full question is for 20 marks.
- There will be 2 full questions (with a maximum of three sub questions in one full question) from each module.
- Each full question with sub questions will cover the contents under a module.
- Students will have to answer 5 full questions, selecting one full question from each module.

Text Book

1	Control Systems	Anand Kumar	PHI	2nd Edition,2014

Reference Books

1	Automatic Control Systems	Farid Golnaraghi, BenjaminC. Kuo	Wiley	9 Edition,2010
2	Control System Engineering	NormanS. Nise	Wiley	4th Edition,2004
3	Modern Control Systems	Richard C Dorfetal	Pearson	11th Edition,2008
4	Control Systems, Principles and	M. Gopal	McGawHill	4th Edition,2012
5	Control Systems Engineering	S. Salivahananet al	Pearson	1st Edition,2015

B. E. ELECTRICAL AND ELECTRONICS ENGINEERING
Choice Based Credit System (CBCS) and Outcome Based Education (OBE)
SEMESTER - VI

POWER SYSTEM ANALYSIS – 1 (Core Subject)

Course Code	18EE62	CIE Marks	4
Number of Lecture Hours/Week (L:T:P)	3:2:0	SEE Marks	6
Credits	04	Exam Hours	0

Course Learning Objectives:

- To introduce the per unit system and explain its advantages and computation.
- To explain the concept of one line diagram and its implementation in problems.
- To explain the necessity and conduction of short circuit analysis.
- To explain analysis of three phase symmetrical faults on synchronous machine and simple power systems.
- To discuss selection of circuit breaker.
- To explain symmetrical components, their advantages and the calculation of symmetrical components of voltages and currents in un-balanced three phase circuits.
- To explain the concept of sequence impedance and its analysis in three phase unbalanced circuits.
- To explain the concept of sequence networks and sequence impedances of an unloaded synchronous generator, transformers and transmission lines.
- To explain the analysis of synchronous machine and simple power systems for different unsymmetrical faults using symmetrical components.
- To discuss the dynamics of synchronous machine and derive the power angle equation for a synchronous machine.
- Discuss stability and types of stability for a power system and the equal area criterion for the evaluation of stability of a simple system. ■

Module-1

Representation of Power System Components: Introduction, Single-phase Representation of Balanced Three Phase Networks, One-Line Diagram and Impedance or Reactance Diagram, Per Unit (PU) System, Steady State Model of Synchronous Machine, Power Transformer, Transmission of Electrical Power, Representation of Loads. ■

Module-2

Symmetrical Fault Analysis: Introduction, Transient on a Transmission Line, Short Circuit of a Synchronous Machine(On No Load), Short Circuit of a Loaded Synchronous Machine, Illustrative simple examples on power systems. Selection of Circuit Breakers. ■

Module-3

Symmetrical Components: Introduction, Symmetrical Component Transformation, Phase Shift in Star-Delta Transformers, Sequence Impedances of Transmission Lines, Sequence Impedances and Sequence Network of Power System, Sequence Impedances and Networks of Synchronous Machine, Sequence Impedances of Transmission Lines, Sequence Impedances and Networks of Transformers, Construction of Sequence Networks of a Power System. ■

Module-4

Unsymmetrical Fault Analysis: Introduction, Symmetrical Component Analysis of Unsymmetrical Faults, Single Line-To-Ground (LG) Fault, Line-To-Line (LL) Fault, Double Line-To-Ground (LLG) Fault, Open Conductor Faults. ■

Module-5

Power System Stability: Introduction, Dynamics of a Synchronous Machine, Review of Power Angle Equation, Simple Systems, Steady State Stability, Transient Stability, Equal Area Criterion, Factors Affecting Transient Stability, Multi machine stability studies, classical representation. ■

Course Outcomes: At the end of the course the student will be able to:

- Model the power system components & construct per unit impedance diagram of power system.
- Analyze three phase symmetrical faults on power system.
- Compute unbalanced phasors in terms of sequence components and vice versa, also develop sequence networks.
- Analyze various unsymmetrical faults on power system.
- Examine dynamics of synchronous machine and determine the power system stability. ■

Question paper pattern:

- The question paper will have ten questions.
- Each full question is for 20 marks.
- There will be 2 full questions (with a maximum of three sub questions in one full question) from each module.
- Each full question with sub questions will cover the contents under a module.
- Students will have to answer 5 full questions, selecting one full question from each module. ■

Text Book

1.	Elements of Power System	William D. StevensonJr	McGraw Hill	4th Edition, 1982

Reference Books

1	Modern Power System	D. P. Kothari	McGraw Hill	4th Edition, 2011
2	Power System Analysis and Design	J.Duncan Glover et al	Cengage	4th Edition, 2008
3	Power System Analysis	Hadi Sadat	McGraw Hill	1st Edition, 2002

B. E. ELECTRICAL AND ELECTRONICS ENGINEERING
Choice Based Credit System (CBCS) and Outcome Based Education (OBE)
SEMESTER - VI

DIGITAL SIGNAL PROCESSING (Core Subject)

Course Code	18EE63	CIE Marks	40
Number of Lecture Hours/Week (L:T:P)	3:2:0	SEE Marks	60
Credits	04	Exam Hours	03

Course Learning Objectives:

- To define Discrete Fourier transform and its properties.
- To evaluate DFT of various signals using properties of DFT.
- To explain different linear filtering techniques**.**
- To explain the evaluation of DFT and inverse DFT using fast and efficient algorithms
- To discuss impulse invariant transformation, bilinear transformation techniques and their properties.
- To design infinite impulse response Butterworth digital filters using impulse invariant and bilinear transformation techniques.
- To design infinite impulse response Chebyshev digital filters using impulse invariant and bilinear transformation techniques.
- To discuss direct, cascade, parallel and ladder methods of realizing a digital IIR filter.
- To discuss window functions used for the design of FIR filters.
- To discuss windowing technique of designing FIR filter.
- To discuss frequency sampling technique of designing FIR filter.
- To discuss direct, cascade and linear phase form of realizing a digital FIR filter. ■

Module-1

Discrete Fourier Transforms: Definitions, properties-linearity, shift, symmetry Properties- circular convolution – periodic convolution, use of tabular arrays, circular arrays, Stock ham's method, linear convolution – two finite duration sequence, one finite & one infinite duration, overlap add and save methods**.** ■

Module-2

Fast Fourier Transforms Algorithms: Introduction, decimation in time algorithm, first decomposition, number of computations, continuation of decomposition, number of multiplications, computational efficiency, decimation in frequency algorithms, Inverse radix – 2 algorithms. ■

Module-3

Design of IIR Digital Filters: Introduction, impulse invariant transformation, bilinear transformations, All pole analog filters- Butterworth & Chebyshev filters, design of digital Butterworth filter by impulse invariant transformation and bilinear transformation, Frequency transformations. ■

Module-4

Design of IIR Digital Filters (Continued): Design of digital Chebyshev –type 1filter by impulse invariant transformation and bilinear transformation, Frequency transformations.

Realization of IIR digital systems: direct form, cascade form and parallel form, Ladder structures for equal degree polynomial. ■

Design of FIR Digital Filters: Introduction, windowing, rectangular, modified rectangular. Hamming, Hanning, Blackman window, design of FIR digital filters by use of windows, Design of FIR digital filters-frequency sampling techniques.

Realization of FIR systems: direct form, cascade form, linear phase form. ■

Course Outcomes: At the end of the course the student will be able to:

- Apply DFT and IDFT to perform linear filtering techniques on given sequences to determine the output.
- Apply fast and efficient algorithms for computing DFT and inverse DFT of a given sequence
- Design and realize infinite impulse response Butterworth and Chebyshev digital filters using impulse invariant and bilinear transformation techniques.
- Develop a digital IIR filter by direct, cascade, parallel, ladder and FIR filter by direct, cascade and linear phase methods of realization.
- Design and realize FIR filters by use of window function and frequency sampling method. ■

Question paper pattern:

- The question paper will have ten questions.
- Each full question is for 20 marks.
- There will be 2 full questions (with a maximum of three sub questions in one full question)from each module.
- Each full question with sub questions will cover the contents under a module.
- Students will have to answer 5 full questions, selecting one full question from each module. ■

Text Book

1	Introduction to Digital Signal Processing	Jhonny R. Jhonson	Pearson	1st Edition, 2016

Reference Books

1.	Digital Signal Processing – Principles, Algorithms, and	Jhon G. Proakis Dimitris G. Manolakis	Pearson	4th Edition, 2007.
2.	Digital Signal Processing	A.NagoorKani	McGraw Hill	2nd Edition, 2012
3	Digital Signal Processing	Shaila D. Apte	Wiley	2nd Edition, 2009
4	Digital Signal Processing	Ashok Amberdar	Cengage	1st Edition, 2007
5	Digital Signal Processing	Tarun Kumar Rawat	Oxford	1st Edition, 2015

B. E. ELECTRICAL AND ELECTRONICS ENGINEERING
CHOICE BASED CREDIT SYSTEM (CBCS) AND OUTCOME BASED EDUCATION (OBE)
SEMESTER – VI

INTRODUCTION TO NUCLEAR POWER (PROFESSIONAL ELECTIVE)

Course Code	18EE641	CIE Marks	40
Teaching Hours/Week (L:T:P)	(3:0:0)	SEE Marks	60
Credits	03	Exam Hours	03

Course Learning Objectives:

To explain the fission process in nuclear materials and how the nuclear reactors work and the basic components of nuclear reactors and their types.

- Explanation about cooling of reactors, features of coolant, different types of coolants used in the reactors and the losses of cooling.
- Discussion on loss of cooling accidents in different reactors.
- Discussion on postulated severe accidents in water cooled reactors and other reactors and cooling of reactor during removal and processing.
- Discussion on cooling and disposing the nuclear waste and prospect of fusion energy in the future.

Module-1

The Earth and Nuclear Power: Sources and Resources: Introduction, Earth's Internal Heat Generation, The Earth's Energy Flow, The Fission Process, Thermal Energy Resources.
How Reactors Work: Introduction, The Fission Process, Basic Components of a Nuclear Reactor, Thermal Reactors, Fast Reactors.

Module-2

Cooling Reactors: Introduction, General Features of a Reactor Coolant, Principles of Heat Transfer, Gaseous Coolants, Liquid Coolants, Boiling Coolants.
Loss of Cooling: Introduction, The Electric Kettle, Pressurized-Water Reactor, Boiling-Water Reactor, CANDU Reactor, Gas-Cooled Reactors, Sodium- Cooled Fast Reactor.

Module-3

Loss-of-Cooling Accidents: Introduction, Incidents in light Water-Cooled Reactors, Heavy Water- Moderated Reactors, Gas-Cooled Reactors, Liquid Metal-Cooled Fast Reactors.

Module-4

Postulated Severe Accidents Introduction: Introduction, Postulated Severe Accidents in Water- Cooled Reactors, Specific Phenomena relating to Severe Accidents, Severe Accidents in other Reactor Types, Fission Product Dispersion following Containment Failure.
Cooling during Fuel Removal and Processing: Introduction, Refuelling, Spent Fuel Storage and Transport, Reprocessing Plant.

Module-5

Cooling and Disposing of the Waste: Introduction, Classification of Waste Products, Fission Products and Their Biological Significance, Options for Nuclear Waste Disposal, Long-Term Storage and Disposal of Spent Nuclear Fuel, Storage and Disposal of Fission Products from Reprocessing Plants, Disposal of other Materials.
Fusion Energy -Prospect for the Future: Introduction, The Fusion Process, Confinement, Current Technical Position, Conclusions.

Course Outcomes: At the end of the course the student will be able to:

- Explain the fission process in nuclear materials, basic components of nuclear reactors, types of nuclear reactors and their working.
- List different types of coolants, their features, and cooling of reactors,
- Summarize loss of cooling accidents in different reactors.
- Discuss postulated severe accidents in reactors and cooling of reactor during removal of spentfuel.
- Discuss cooling and disposing the nuclear waste and prospect of fusion energy in the future.

Question paper pattern:

- The question paper will have ten full questions carrying equal marks.
- Each full question will be for 20 marks.
- There will be two full questions (with a maximum of four sub- questions) from each module.
- Each full question will have sub- question covering all the topics under a module.
- The students will have to answer five full questions, selecting one full question from each module.

Sl No	Title of the Book	Name of the Author/s	Name of the Publisher	Edition and Year
Textbook				
1	Introduction to Nuclear Power	Geoffrey F. Hewitt	Taylor & Francis	1st Edition, 2000
Reference Books				
1	Nuclear Reactor Engineering	G.Vaidyanathan	S.Chand	1st Edition, 2013
2	Introduction to Nuclear Engineering	John R Lamarsh Anthony J Baratta	Pearson	3rd Edition, 2016

B. E. ELECTRICAL AND ELECTRONICS ENGINEERING
CHOICE BASED CREDIT SYSTEM (CBCS) AND OUTCOME BASED EDUCATION (OBE)
SEMESTER – VI

ELECTRICAL ENGINEERING MATERIALS (PROFESSIONAL ELECTIVE)

Course Code	18EE642	CIE Marks	40
Teaching Hours/Week (L:T:P)	(3:0:0)	SEE Marks	60
Credits	03	Exam Hours	03

Course Learning Objectives:

- To impart the knowledge of conducting, dielectric, insulating and magnetic materials and their applications.
- To impart the knowledge of superconducting materials and their applications

Module-1

Introduction to Electrical and Electronic Materials: Importance of materials, Classification of electrical and electronic materials, Scope of electrical and electronic materials, Requirement of Engineering materials, Operational requirements of electrical and electronic materials, Classification of solids on the basis of energy gap, Products – working principle and materials, Types of engineering materials, Levels of material structure. Spintronics and Spintronic materials, Ferromagnetic semiconductors, Left handed materials.

Conductors: Conductor materials, Factors affecting conductivity, Thermal conductivity, Heating effect of current, Thermoelectric effect, Seebeck effect, Thomson effect, Wiedemann – Franz law and Lorentz relation, Problems.

Module-2

Conductive Materials and Applications: Mechanically processed forms of electrical materials, Types of conducting materials, Low resistivity materials, High resistivity materials, Contact materials, Fusible materials, Filament materials, Carbon as filamentary and brush material, Material for conductors, cables, wires, solder, sheathing and sealing.

Dielectrics: Introduction to dielectric materials, classification of dielectric materials, Dielectric constant, Dielectric strength and Dielectric loss. Polarization, Mechanisms of polarization, Comparison of different polarization process, Factors affecting polarization, Spontaneous polarization, Behavior of polarization under impulse and frequency switching, Decay and build-up of polarization under ac field, Complex dielectric constant.

Module-3

Insulating Materials: Insulating materials and applications – Ceramic, Mica, Porcelain, Glass, Micanite and Glass bonded mica. Polymeric materials – Bakelite, Polyethylene. Natural and synthetic rubber. Paper. Choice of solid insulating material for different applications, Liquid insulating materials – Requirements, Transformer oil, Bubble theory, Aging of mineral insulating oils. Gaseous insulating Materials – Air, Nitrogen, Vacuum.

Magnetic Materials: Origin of permanent magnetic dipole, Magnetic terminology, Relation between relative permeability and magnetic susceptibility. Classification of magnetic materials, Diamagnetic, Paramagnetism, Ferromagnetism, Antiferromagnetic and the corresponding materials. Ferrimagnetism and ferrites – properties and applications, Soft and hard ferrites. Curie temperature, Laws of magnetic materials. Magnetization curve, Initial, and maximum permeability. Hysteresis loop and loss, Eddy current loss.

Module-4

Magnetic Materials (continued): Types of magnetic materials, Soft and hard magnetic materials, High energy magnetic materials, Commercial grade soft and hard magnetic materials.

Superconductive Materials: Concept of superconductors, Meaning of phenomenon of superconductivity, Properties of superconductors, Types of superconductors, Critical magnetic field and critical temperature, Effects of Isotopic mass on critical temperature, Silsbee rule, Depth of penetration and coherence length. Ideal and Hard superconductors, Mechanism of super conduction, London's theory for Type I superconductors, GLAG theory for Type I superconductors, BCS theory, Applications and limitations. Applications of high temperature superconductors, Superconducting solenoids and magnets, MRI for medical diagnostics.

Module-5

Plastics: Introduction, Thermoplastics, Rubbers, Thermosets, DC and AC properties, Mechanical properties and processing of plastic.

Materials for Opto – Electronic Devices: Introduction, Optical phenomena, Reflection, Refraction, Transmittivity, Scattering, Optical absorption, Optical properties of non-metals, Optical properties of metals, Optical properties of semiconductors, Optical properties of insulators. Luminescence, Opto – Electronic devices, Photoconductivity, Photoconductive cell.

Course Outcomes: At the end of the course the student will be able to:

- Discuss electrical and electronics materials, their importance, classification and operational requirement
- Discuss conducting, dielectric, insulating and magnetic materials used in engineering, their properties and classification.
- Explain the phenomenon superconductivity, super conducting materials and their application in engineering.
- Explain the plastic and its properties and applications.

Question paper pattern:

- The question paper will have ten full questions carrying equal marks.
- Each full question will be for 20 marks.
- There will be two full questions (with a maximum of four sub- questions) from each module.
- Each full question will have sub- question covering all the topics under a module.
- The students will have to answer five full questions, selecting one full question from each module.

Sl No	Title of the Book	Name of the Author/s	Name of the Publisher	Edition and Year
Textbook				
1	Advanced Electrical and Electronics Materials; Processes and Applications	K.M. Gupta, Nishu Gupta	Wiley	1st Edition, 2015
Reference Books				
1	Electronic Engineering Materials	R.K. Shukla, Archana Singh	McGraw Hill	2012
2	Electrical Properties of Materials	L Solymar et al	Oxford	9th Edition, 2014
3	Electrical Engineering Materials	A.J. Dekker	Pearson	2016
4	Principle of Electronic Materials and Devices	S.O. Kasap	McGraw Hill	3rd Edition 2010

B. E. ELECTRICAL AND ELECTRONICS ENGINEERING
CHOICE BASED CREDIT SYSTEM (CBCS) AND OUTCOME BASED EDUCATION (OBE)
SEMESTER – VI

COMPUTER AIDED ELECTRICAL DRAWING (PROFESSIONAL ELECTIVE)

Course Code	18EE643	CIE Marks	40
Teaching Hours/Week (L:T:P)	(3:0:0)	SEE Marks	60
Credits	03	Exam Hours	03

Course Learning Objectives:

- To discuss the terminology of DC and AC armature windings.
- To discuss design and procedure to draw armature winding diagrams for DC and AC machines.
- To discuss the substation equipment, their location in a substation and development of a layout for substation.
- To discuss different sectional views of transformers, DC machine, its parts and alternator and itsparts.
- To explain development of sectional views of Transformers, DC machine and alternators usingthe design data, sketches.

Suitable CAD software can be used for drawings

PART - A

Module-1

Winding Diagrams:

(a) Developed Winding Diagrams of D.C. Machines: Simplex Double Layer Lap and Wave Windings.
(b) Developed Winding Diagrams of A.C. Machines:
(c)Integral and Fractional Slot Double Layer Three Phase Lap and Wave Windings.
(d) Single Layer Windings – Un-Bifurcated 2 and 3 Tier Windings, Mush Windings, Bifurcated 3 Tier Windings.

Module-2

Single Line Diagrams: Single Line Diagrams of Generating Stations and Substations Covering Incoming Circuits, Outgoing Circuits, Busbar Arrangements (Single, Sectionalised Single, Main and Transfer, Double Bus Double Breaker, Sectionalised Double Bus, One and a Half Circuit Breaker Arrangement, Ring Main),Power Transformers, Circuit Breakers, Isolators, Earthing Switches, InstrumentTransformers, Surge or Lightning Arresters, Communication Devices (Power- Line Carrier) and Line Trap.

Module-3

Electrical Machine Assembly Drawings Using Design Data, Sketches or Both:
Transformers - Sectional Views Of Single And Three Phase Core And Shell Type Transformers.

Module-4

Electrical Machine Assembly Drawings Using Design Data, Sketches or Both:
D.C. Machine - Sectional Views of Yoke with Poles, Armature and Commutator dealt separately.

Module-5

Electrical Machine Assembly Drawings Using Design Data, Sketches or Both:
Alternator – Sectional Views of Stator and Rotor dealt separately.

Course Outcomes: At the end of the course the student will be able to:

- Develop armature winding diagram for DC and AC machines
- Develop a Single Line Diagram of Generating Stations and substation using the standard symbols.
- Construct sectional views of core and shell types transformers using the design data
- Construct sectional views of assembled DC and AC machine and their parts using the design data or the sketches

Question paper pattern:

- The question paper will have two parts, PART – A and PART – B.
- Each part is for 50 marks.
- Part A is for Modules 1 and 2.
- Questions 1 and 2 of PART - A will be only on DC windings or only on AC windings. Students have to answer any one of them. The marks prescribed is 25.
- Question 3 of PART – A covering module 2 is compulsory. The marks prescribed is 15.
- Part B is for Modules 3, 4 and 5.

Sl No	Title of the Book	Name of the Author/s	Name of the Publisher	Edition and Year
Reference Books				
1	A course in Electrical Machine design	A. K. Sawhney	DhanpatRai	6th Edition, 2013
	Electrical Engineering Drawing	K. L. Narang	Satya Prakashan	2014

B. E. ELECTRICAL AND ELECTRONICS ENGINEERING
CHOICE BASED CREDIT SYSTEM (CBCS) AND OUTCOME BASED EDUCATION (OBE)
SEMESTER – VI

EMBEDDED SYSTEMS (PROFESSIONAL ELECTIVE)

Course Code	18EE644	CIE Marks	40
Teaching Hours/Week (L:T:P)	(3:0:0)	SEE Marks	60
Credits	03	Exam Hours	03

Course Learning Objectives:

- To understand the concepts of Embedded system design such as ROM variants, RAM, SOC
- To learn the technological aspects of Embedded system such as signal conditioning, Sample & Hold.
- To understand the design trade-offs.
- To study about the software aspects of Embedded system.

Module-1

Concept of Embedded System Design: Components, classification, skills required. Embedded Micro controller cores: Architecture of 6808 and 6811. Embedded Memories ROM variants, RAM. [Textbook -3 and Reference book -3]

Module-2

Technological Aspects of Embedded System: Applications of embedded system: Examples of Embedded systems SOC for bar code scanner. Interfacing between analog and digital blocks, Signal conditioning, digital signal processing, DAC & ADC interfacing, Sample & hold, multiplexer interface Internal ADC interfacing (excluding 6805 & 6812). [Textbook -1]

Module-3

Design Trade Offs Due to Process Incompatibility, Thermal Considerations: Data Acquisition System and Signal conditioning using DSP . Issues in embedded system design. Design challenge, design technology, trade-offs. Thermal considerations. [Reference book -1and Internet Sources]

Module-4

Software aspects of Embedded Systems: Real time programming Languages, operating systems. Programming concepts and embedded programming in C. Round Robin, Round Robin with interrupts, function queue-scheduling architecture. [Textbook -3 and Reference book -3]

Module-5

Subsystem interfacing: With external systems user interfacing, Serial I/O devices, Parallel port interfaces: Input switches, Key boards and Memory interfacing. [Textbook -1]

Course Outcomes: At the end of the course the student will be able to:

- Identify the Embedded system components.
- Apply technological aspects to various interfacing with devices.
- Elaborate various design trade-offs.
- Apply software aspects and programming concepts to the design of Embedded System.
- Explain how to interface subsystems with external systems.

Question paper pattern:

- The question paper will have ten full questions carrying equal marks.
- Each full question will be for 20 marks.
- There will be two full questions (with a maximum of four sub- questions) from each module.
- Each full question will have sub- question covering all the topics under a module.
- The students will have to answer five full questions, selecting one full question from each module.

Sl No	Title of the Book	Name of the Author/s	Name of the Publisher	Edition and Year
Textbooks				
1	Embedded Microcomputer systems: Real time interfacing	Valvano J.W	Cengage Learning,	2nd Edition

2	The Art of Designing Embedded systems	Jack Ganssle	Newnes	2nd Edition, 2008
3	Embedded System, Architecture, Programming and Design	Raj Kamal	TMH,	2nd Edition 2008
Reference Books				
1	A Unified Hardware/Software Introduction	Frank Vahid, Tony Givargis	Wiley	student edition 2002
2	Motorola and Intel Manuals			
3	Embeded Software Premier	Simon David	Addison Wessly	2000

B. E. ELECTRICAL AND ELECTRONICS ENGINEERING
CHOICE BASED CREDIT SYSTEM (CBCS) AND OUTCOME BASED EDUCATION (OBE)
SEMESTER – VI

OBJECT ORIENTED PROGRAMMING USING C++ (PROFESSIONAL ELECTIVE)

Course Code	18EE645	CIE Marks	40
Teaching Hours/Week (L:T:P)	(3:0:0)	SEE Marks	60
Credits	03	Exam Hours	03

Course Learning Objectives:

- Define Encapsulation, Inheritance and Polymorphism.
- Solve the problem with object oriented approach.
- Analyze the problem statement and build object oriented system model.
- Describe the characters and behavior of the objects that comprise a system.
- Explain function overloading, operator overloading and virtual functions.
- Discuss the advantages of object oriented programming over procedure oriented programming.

Module-1

Beginning with C++ and its Features:
What is C++?, Applications and structure of C++ program, Different Data types, Variables, Different Operators, expressions, operator overloading and control structures in C++ . (Topics from Chapter 2 and 3 of textbook]

Module-2

Functions, Classes and Objects:
Functions, Inline function, function overloading, friend and virtual functions, Specifying a class, C++ program with a class, arrays within a class, memory allocation to objects, array of objects, members, pointers to members and member functions. (Selected Topics from Chapter 4 and 5 of textbook).

Module-3

Constructors, Destructors and Operator Overloading: Constructors, Multiple constructors in a class, Copy constructor, Dynamic constructor, Destructors, Defining operator overloading, Overloading Unary and binary operators, Manipulation of strings using operators. (Selected topics from Chapter 6 and 7 of textbook).

Module-4

Inheritance, Pointers, Virtual Functions, Polymorphism:
Derived Classes, Single, multilevel, multiple inheritance, Pointers to objects and derived classes, this pointer, Virtual and pure virtual functions (Selected topics from Chapter 8 and 9 of textbook).

Module-5

Streams and Working with Files:
C++ streams and stream classes, formatted and unformatted I/O operations, Output with manipulators, Classes for file stream operations, opening and closing a file, EOF (Selected topics from Chapters 10 and 11 of textbook).

Course Outcomes: At the end of the course the student will be able to:

- Explain the basics of Object Oriented Programming concepts.
- Apply the object initialization and destroy concept using constructors and destructors.
- Apply the concept of polymorphism to implement compile time polymorphism in programs by using overloading methods and operators.
- Utilize the concept of inheritance to reduce the length of code and evaluate the usefulness.
- Apply the concept of run time polymorphism by using virtual functions, overriding functions and abstract class in programs.
- Utilize I/O operations and file streams in programs.

Question paper pattern:

- The question paper will have ten full questions carrying equal marks.
- Each full question will be for 20 marks.
- There will be two full questions (with a maximum of four sub- questions) from each module.
- Each full question will have sub- question covering all the topics under a module.
- The students will have to answer five full questions, selecting one full question from each module.

Sl No	Title of the Book	Name of the Author/s	Name of the Publisher	Edition and Year
Textbook				
1	Object Oriented Programming with C++	E.Balaguruswamy	TMH	6th Edition, 2013
Reference Books				
1	ObjectOriented Programming with C++	Robert Lafore	Galgotia publication	2010
2	ObjectOriented Programming with C++	Sourav Sahay	Oxford University	2006

B. E. ELECTRICAL AND ELECTRONICS ENGINEERING
CHOICE BASED CREDIT SYSTEM (CBCS) AND OUTCOME BASED EDUCATION (OBE)
SEMESTER – VI

ELECTRIC VEHICLE TECHNOLOGIES (PROFESSIONAL ELECTIVE)

Course Code	18EE646	CIE Marks	40
Teaching Hours/Week (L:T:P)	(3:0:0)	SEE Marks	60
Credits	03	Exam Hours	03

Course Learning Objectives:

- To understand working of Electric Vehicles and recent trends.
- Ability to analyze different power converter topology used for electric vehicle application.
- Ability to develop the electric propulsion unit and its control for application of electric vehicles.
- Ability to design converters for battery charging and explain transformer less topology.

Module-1

Electric and Hybrid Electric Vehicles: Configuration of Electric Vehicles, Performance of Electric Vehicles, Traction motor characteristics, Tractive effort and Transmission requirement, Vehicle performance, Tractive effort in normal driving, Energy consumption Concept of Hybrid Electric Drive Trains, Architecture of Hybrid Electric Drive Trains, Series Hybrid Electric Drive Trains, Parallel hybrid electric drive trains.

Module-2

Energy storage for EV and HEV: Energy storage requirements, Battery parameters, Types of Batteries, Modelling of Battery, Fuel Cell basic principle and operation, Types of Fuel Cells, PEMFC and its operation, Modelling of PEMFC, Supercapacitors.

Module-3

Electric Propulsion: EV consideration, DC motor drives and speed control, Induction motor drives, Permanent Magnet Motor Drives, Switch Reluctance Motor Drive for Electric Vehicles, Configuration and control of Drives.

Module-4

Design of Electric and Hybrid Electric Vehicles: Series Hybrid Electric Drive Train Design: Operating patterns, control strategies, Sizing of major components, power rating of traction motor, power rating of engine/generator, design of PPS Parallel Hybrid Electric Drive Train Design: Control strategies of parallel hybrid drive train, design of engine power capacity, design of electric motor drive capacity, transmission design, energy storage design.

Module-5

Power Electronic Converter for Battery Charging: Charging methods for battery, Termination methods, charging from grid, The Z-converter, Isolated bidirectional DC-DC converter, Design of Z- converter for battery charging, High-frequency transformer based isolated charger topology, Transformer less topology.

Course Outcomes: At the end of the course the student will be able to:

- Explain the working of electric vehicles and recent trends.
- Analyze different power converter topology used for electric vehicle application.
- Develop the electric propulsion unit and its control for application of electric vehicles.
- Design converters for battery charging and explain transformer less topology.

Question paper pattern:

- The question paper will have ten full questions carrying equal marks.
- Each full question will be for 20 marks.
- There will be two full questions (with a maximum of four sub- questions) from each module.
- Each full question will have sub- question covering all the topics under a module.
- The students will have to answer five full questions, selecting one full question from each module.

Sl No	Title of the Book	Name of the Author/s	Name of the Publisher	Edition and Year
Textbooks				
1	Modern Electric, Hybrid Electric, and Fuel Cell Vehicles: Fundamentals,	M. Ehsani, Y. Gao, S. Gay and Ali Emadi	CRC Press	2005

2	Electric and Hybrid Vehicles: Design Fundamentals	Iqbal Husain	CRC Press	2003
Reference Books				
1	Energy Management Strategies for Electric and Plug-in Hybrid Electric	Sheldon S. Williamson	Springer	2013
2	Modern Electric Vehicle Technology	C.C. Chan and K.T. Chau	Oxford University	2001
3	Hybrid Electric Vehicles Principles And Applications With Practical Perspectives	Chris Mi, M. Abul Masrur, David Wenzhong Gao	Wiley Publication	2011

B. E. ELECTRICAL AND ELECTRONICS ENGINEERING
CHOICE BASED CREDIT SYSTEM (CBCS) AND OUTCOME BASED EDUCATION (OBE)
SEMESTER – VI

SENSORS AND TRANSDUCERS (PROFESSIONAL ELECTIVE)

Course Code	18EE647	CIE Marks	40
Teaching Hours/Week (L:T:P)	(3:0:0)	SEE Marks	60
Credits	03	Exam Hours	03

Course Learning Objectives:

- Explain the use of gauges and transducers to measure pressure, direction, distance and electromagnetic radiations
- Explain the transducers used for temperature sensing, and for the measurement of sound.
- Explain the sensors and transducers used for the measurement of mass, volume and environmental quantities.

Module-1

Strain and Pressure: Mechanical strain, Interferometry, Fibre optic methods, pressure gauges, low gas pressures, Ionization gauges, Transducer use.
Position, direction, distance, and motion: Position, Direction, Distance measurement, Distance travelled, Accelerometer systems, Rotation.

Module-2

Light and associated radiation: Nature of light, Colour temperature, Light flux, Photosensors, Photoresistors and photoconductors, Photodiodes, Phototransistors, Photovoltaic devices, Fibre – optic applications, Light transducers, Solid-state transducers, Liquid crystal displays (LCD), Light valves, Image transducers, Radio waves.

Module-3

Temperature sensors and thermal transducers: Heat and temperature, The bimetallic strip, Liquid and gas expansion, Thermocouples, Metal – resistance sensors, Thermistors, Radiant heat energy sensing, Pyroelectric detectors, Thermal transducers, Thermal to electrical transducers.

Module-4

Sound, infrasound and ultrasound: Principles, Audio electrical sensors and transducers, Electrical to audio transducers.

Module-5

Solids, liquids and gases: Mass and volume, Electronic sensors, Proximity detectors, Liquid levels, Liquid flow sensors, Timing, Gases, Viscosity.
Environmental Sensors: Environmental quantities, Time, Moisture, Acidity/alkalinity, Wind chill, Radioactive count rate, Surveying and security, Animal fat thickness, Water purity, Air purity, Smoke and fire detectors, Building acoustics.

Course Outcomes: At the end of the course the student will be able to:

- Use gauges and transducers to measure pressure, direction and distance.
- Discuss the use of light transducers and other devices used for the measurement of electromagnetic radiations.
- Explain the working of different temperature sensing devices.
- Discuss the principles and applications of audio electrical sensors and transducers used for the measurement of sound.
- Discuss the use of sensors for the measurement of mass, volume and environmental quantities.

Question paper pattern:

- The question paper will have ten full questions carrying equal marks.
- Each full question will be for 20 marks.
- There will be two full questions (with a maximum of four sub- questions) from each module.
- Each full question will have sub- question covering all the topics under a module.
- The students will have to answer five full questions, selecting one full question from each module.

Sl No	Title of the Book	Name of the Author/s	Name of the Publisher	Edition and Year

Textbook				
1	Sensors and Transducers	Ian R. Sinclair	Newnes	3rd Edition, 2001

B. E. ELECTRICAL AND ELECTRONICS ENGINEERING
CHOICE BASED CREDIT SYSTEM (CBCS) AND OUTCOME BASED EDUCATION (OBE)
SEMESTER – VI

INDUSTRIAL SERVO CONTROL SYSTEMS (OPEN ELECTIVE)

Course Code	18EE651	CIE Marks	40
Teaching Hours/Week (L:T:P)	(3:0:0)	SEE Marks	60
Credits	03	Exam Hours	03

Course objectives:

- To explain the evolution and classification of servos, with descriptions of servo drive actuators, amplifiers, feedback transducers, performance, and troubleshooting techniques.
- To discuss system analogs and vectors, with a review of differential equations.
- To discuss the concept of transfer functions for the representation of differential equations.
- To discuss mathematical equations for electric servo motors, both DC and brushless DC servo motors.
- To represent servo drive components by their transfer function, to combine the servo drive building blocks into system block diagrams.
- To determine the frequency response techniques for proper servo compensation.

Module-1

Servos: Introduction, Benefits of Servo Systems, Types of Servos - Evolution of Servo Drives, Classification of Drives, Components of Servos - Hydraulic/Electric Circuit Equations, Actuators- Electric, Actuators-Hydraulic,Amplifiers-Electric,Amplifiers-Hydraulic,Transducers (Feedback).

Module-2

Machine Servo Drives: Types of Drives, Feed Drive Performance.
Troubleshooting Techniques: Techniques by Drive, Problems: Their Causes and Cures.
Machine Feed Drives: Advances in Technology, Parameters for making Application Choices.
Application of Industrial Servo Drives: Introduction ,Physical System Analogs, Quantities and Vectors, Differential Equations for Physical Systems, Electric Servo Motor Transfer Functions and Time Constants, Transport Lag Transfer Function, Hydraulic Servo Motor Characteristics, General Transfer Characteristics.

Module-3

Generalized Control Theory: Servo Block Diagrams, Frequency-Response Characteristics and Construction of Approximate (Bode) Frequency Charts, Nichols Charts, Servo Analysis Techniques, Servo Compensation.
Indexes of Performance: Definition of Indexes of Performance for Servo Drives, Indexes of Performance for Electric and Hydraulic Drives.

Module-4

Performance Criteria: Percent Regulation, Servo System Responses.
Servo Plant Compensation Techniques: Dead-Zone Nonlinearity, Change-in-Gain Nonlinearity, Structural Resonances, Frequency Selective Feedback, Feed forward Control.
Machine Considerations: Machine feed drive Considerations, Ball Screw Mechanical Resonances and Reflected Inertias for Machine Drives.

Module-5

Machine Considerations: Drive Stiffness, Drive Resolution, Drive Acceleration, Drive Speed Considerations, Drive Ratio Considerations, Drive Thrust/Torque And Friction Considerations, Drive Duty Cycles.

Course Outcomes: At the end of the course the student will be able to:

- Explain the evolution and classification of servos, with descriptions of servo drive actuators, amplifiers, feedback transducers, performance, and troubleshooting techniques.
- Discuss system analogs, vectors and transfer functions of differential equations.
- Discuss mathematical equations for electric servo motors, both DC and brushless DC servo motors.
- Represent servo drive components by their transfer function, to combine the servo drive building blocks into system block diagrams.

- Determine the frequency response techniques for proper servo compensation.
- Explain perform indices and performance criteria for servo systems and discuss the mechanical considerations of servo systems.

Question paper pattern:

- The question paper will have ten full questions carrying equal marks.
- Each full question will be for 20 marks.
- There will be two full questions (with a maximum of four sub- questions) from each module.
- Each full question will have sub- question covering all the topics under a module.
- The students will have to answer five full questions, selecting one full question from each module.

Sl No	Title of the Book	Name of the Author/s	Name of the Publisher	Edition and Year
Textbook				
1	Industrial Servo Control Systems Fundamentals and Applications	George W. Younkin	Marcel Dekker	1st Edition, 2003
Reference Books				
1	Servo Motors and Industrial Control	Riazollah Firoozian	Springer	2nd Edition, 2014
2	DC SERVOS Application and Design with MATLAB	Stephen M. Tobin	CRC	1st Edition, 2011

B. E. ELECTRICAL AND ELECTRONICS ENGINEERING
CHOICE BASED CREDIT SYSTEM (CBCS) AND OUTCOME BASED EDUCATION (OBE)
SEMESTER – VI

PLC AND SCADA (OPEN ELECTIVE)

Course Code	18EE652	CIE Marks	40
Teaching Hours/Week (L:T:P)	(3:0:0)	SEE Marks	60
Credits	03	Exam Hours	03

Course objectives:

•To explain advantages and disadvantages, main parts and their functions, basic sequence of operation of PLC.

• To describe the hardware components: I/O modules, CPU, memory devices, other support devices and the functions of PLC memory map.

• To describe program scan sequence, the communication of information to the PLC using different languages, internal relay instruction.

• To explain identification of common operating modes found in PLCs, writing and entering the ladder logic programs.

• To define the functions of Relays, Contactors, Motor Starters, Switches, Sensors, Output Control Devices, Seal-in circuits and Latching Relays.

• To explain conversion of relay schematics into PLC ladder logic programs and writing PLC programs directly from narrative descriptions.

•To explain the functions of PLC counter instructions, applying combinations of counters and timers to control systems.

•To describe the function of selectable timed interrupt and fault routine files and use of temporary end instruction.

•To explain the execution of data transfer instructions, interruption of data transfer and data compare instructions.

• To explain the basic operation of PLC closed-loop control system, various forms of mechanical sequencers and their operations.

•To describe the operation of bit and word shift registers and develop programs that use shift registers.

•To discuss the operation of various processes, structures of control systems and the method of communication between different industrial processes.

Module-1

Programmable Logic Controllers: Introduction, Parts of a PLC, Principles of Operation, Modifying the Operation, PLCs versus Computers, PLC Size and Application.

PLC Hardware Components: The I/O Section, Discrete I/O Modules, Analog I/O Modules, Special I/O Modules, I/O Specifications, The Central Processing Unit (CPU), Memory Design, Memory Types, Programming Terminal Devices, Recording and Retrieving Data, Human Machine Interfaces (HMIs).

Basics of PLC Programming: Processor Memory Organization, Program Scan, PLC Programming Languages, Relay-Type Instructions, Instruction Addressing, Branch Instructions, Internal Relay Instructions, Programming Examine If Closed and Examine If Open Instructions, Entering the Ladder Diagram, Modes of Operation.

Module-2

Developing Fundamental PLC Wiring Diagrams and Ladder Logic Programs: Electromagnetic Control Relays, Contactors, Motor Starters, Manually Operated Switches, Mechanically Operated Switches, Sensors, Output Control Devices, Seal-In Circuits, Latching Relays, Converting Relay Schematics into PLC Ladder Programs, Writing a Ladder Logic Program Directly from a Narrative Description.

Programming Timers: Mechanical Timing Relays, Timer Instructions, On-Delay Timer Instruction, Off-Delay Timer Instruction, Retentive Timer, Cascading Timers.

Module-3

Programming Counters: Counter Instructions, Up-Counter, Down-Counter, Cascading Counters, Incremental Encoder-Counter Applications, Combining Counter and Timer Functions.

Program Control Instructions: Master Control Reset Instruction, Jump Instruction, Subroutine Functions, Immediate Input and Immediate Output Instructions, Forcing External I/O Addresses, Safety Circuitry, Selectable Timed Interrupt, Fault Routine, Temporary End Instruction, Suspend Instruction.

Module-4

Data Manipulation Instructions: Data Manipulation, Data Transfer Operations, Data Compare Instructions, Data Manipulation Programs, Numerical Data I/O Interfaces, Closed-Loop Control.
Math Instructions: Math Instructions, Addition Instruction, Subtraction Instruction, Multiplication Instruction, Division Instruction, Other Word-Level Math Instructions, File Arithmetic Operations.

Module-5

Sequencer and Shift Register Instructions: Mechanical Sequencers, Sequencer Instructions, Sequencer Programs, Bit Shift Registers, Word Shift Operations.
Process Control, Network Systems, and SCADA: Types of Processes, Structure of Control Systems, On/Off Control, PID Control, Motion Control, Data Communications, Supervisory Control and Data Acquisition (SCADA).

Course outcomes: At the end of the course the student will be able to:

•Discuss history of PLC and describe the hardware components of PLC: I/O modules, CPU, memory devices, other support devices, operating modes and PLC programming.

•Describe field devices Relays, Contactors, Motor Starters, Switches, Sensors, Output Control Devices, Seal-In Circuits, and Latching Relays commonly used with I/O module.

•Analyze PLC timer and counter ladder logic programs and describe the operation of different program control instructions

•Discuss the execution of data transfer instructions, data compare instructions and the basic operation of PLC closed-loop control system.

•Describe the operation of mechanical sequencers, bit and word shift registers, processes and structure of control systems and communication between the processes.

Question paper pattern:

- The question paper will have ten full questions carrying equal marks.
- Each full question will be for 20 marks.
- There will be two full questions (with a maximum of four sub- questions) from each module.
- Each full question will have sub- question covering all the topics under a module.
- The students will have to answer five full questions, selecting one full question from each module.

Sl No	Title of the Book	Name of the Author/s	Name of the Publisher	Edition and Year
Textbook				
1	Programmable Logic Controllers	Frank D Petruzella	McGraw Hill,	4th Edition, 2011
Reference Books				
1	Programmable Logic Controllers an Engineer's Guide	E A Parr	Newnes	3rd Edition, 2013
2	Introduction Programmable Logic Controllers	Gary Dunning	Cengage	3rd Edition, 2006

B. E. ELECTRICAL AND ELECTRONICS ENGINEERING
CHOICE BASED CREDIT SYSTEM (CBCS) AND OUTCOME BASED EDUCATION (OBE)
SEMESTER – VI

RENEWABLE ENERGY RESOURCES (OPEN ELECTIVE)

Course Code	18EE653	CIE Marks	40
Teaching Hours/Week (L:T:P)	(3:0:0)	SEE Marks	60
Credits	03	Exam Hours	03

Course objectives:

- To discuss causes of energy scarcity and its solution, energy resources and availability of renewable energy.
- To explain sun – earth geometric relationship, Earth – Sun Angles and their Relationships.
- To discuss about solar energy reaching the Earth's surface and solar thermal energy applications.
- To discuss types of solar collectors, their configurations and their applications.
- To explain the components of a solar cell system, equivalent circuit of a solar cell, its characteristics and applications.
- To discus benefits of hydrogen energy, production of hydrogen energy, storage its advantages and disadvantages.
- To discuss wind turbines, wind resources, site selection for wind turbine.
- To discuss geothermal systems, their classification and geothermal based electric power generation
- To discuss waste recovery management systems, advantages and disadvantages.
- To discuss biomass production, types of biomass gasifiers, properties of producer gas.
- To discuss biogas, its composition, production, benefits.
- To discuss tidal energy resources, energy availability, power generation.
- To explain motion in the sea wave, power associated with sea wave and energy availability and the devices for harnessing wave energy.

Module-1

Introduction: Causes of Energy Scarcity, Solution to Energy Scarcity, Factors Affecting Energy Resource Development, Energy Resources and Classification, Renewable Energy – Worldwide Renewable Energy Availability, Renewable Energy in India.

Energy from Sun: Sun- earth Geometric Relationship, Layer of the Sun, Earth – Sun Angles and their Relationships, Solar Energy Reaching the Earth's Surface, Solar Thermal Energy Applications.

Module-2

Solar Thermal Energy Collectors: Types of Solar Collectors, Configurations of Certain Practical Solar Thermal Collectors, Material Aspects of Solar Collectors, Concentrating Collectors, Parabolic Dish – Stirling Engine System, Working of Stirling or Brayton Heat Engine, Solar Collector Systems into Building Services, Solar Water Heating Systems, Passive Solar Water Heating Systems, Applications of Solar Water Heating Systems, Active Solar Space Cooling, Solar Air Heating, Solar Dryers, Crop Drying, Space Cooing, Solar Cookers, Solar pond.

Solar Cells: Components of Solar Cell System, Elements of Silicon Solar Cell, Solar Cell materials, Practical Solar Cells, I – V Characteristics of Solar Cells, Efficiency of Solar Cells, Photovoltaic panels (series and parallel arrays).

Module-3

Hydrogen Energy: Benefits of Hydrogen Energy, Hydrogen Production Technologies, Hydrogen Energy Storage, Use of Hydrogen Energy, Advantages and Disadvantages of Hydrogen Energy, Problems Associated with Hydrogen Energy.

Wind Energy: Windmills, Wind Turbines, Wind Resources, Wind Turbine Site Selection.

Geothermal Energy: Geothermal Systems, Classifications, Geothermal Resource Utilization, Resource Exploration, Geothermal Based Electric Power Generation, Associated Problems, environmental Effects.

Solid waste and Agricultural Refuse: Waste is Wealth, Key Issues, Waste Recovery Management Scheme, Advantages and Disadvantages of Waste Recycling, Sources and Types of Waste, Recycling of Plastics.

Module-4

Biomass Energy: Biomass Production, Energy Plantation, Biomass Gasification, Theory of Gasification, Gasifier and Their Classifications, Chemistry of Reaction Process in Gasification, Updraft, Downdraft and Cross-draft Gasifiers, Fluidized Bed Gasification, Use of Biomass Gasifier, Gasifier Biomass Feed Characteristics, Applications of Biomass Gasifier, Cooling and Cleaning of Gasifiers.

Biogas Energy: Introduction, Biogas and its Composition, Anaerobic Digestion, Biogas Production, Benefits of Biogas, Factors Affecting the Selection of a Particular Model of a Biogas Plant, Biogas Plant Feeds and their Characteristics.

Tidal Energy: Introduction, Tidal Energy Resource, Tidal Energy Availability, Tidal Power Generation in India, Leading Country in Tidal Power Plant Installation, Energy Availability in Tides, Tidal Power Basin, Turbines for Tidal Power, Advantages and Disadvantages of Tidal Power, Problems Faced in Exploiting Tidal Energy.

Module-5

Sea Wave Energy: Introduction, Motion in the sea Waves, Power Associated with Sea Waves, Wave Energy Availability, Devices for Harnessing Wave Energy, Advantages and Disadvantages of Wave Power.

Ocean Thermal Energy: Introduction, Principles of Ocean Thermal Energy Conversion (OTEC), Ocean Thermal Energy Conversion plants, Basic Rankine Cycle and its Working, Closed Cycle, Open Cycle and Hybrid Cycle, Carnot Cycle, Application of OTEC in Addition to Produce Electricity, Advantages, Disadvantages and Benefits of OTEC.

Course outcomes:

At the end of the course the student will be able to:

- Discuss causes of energy scarcity and its solution, energy resources and availability of renewable energy.
- Outline energy from sun, energy reaching the Earth's surface and solar thermal energy applications.
- Discuss types of solar collectors, their configurations, solar cell system, its characteristics and their applications.
- Explain generation of energy from hydrogen, wind, geothermal system, solid waste and agriculture refuse.
- Discuss production of energy from biomass, biogas.
- Summarize tidal energy resources, sea wave energy and ocean thermal energy.

Question paper pattern:

- The question paper will have ten full questions carrying equal marks.
- Each full question will be for 20 marks.
- There will be two full questions (with a maximum of four sub- questions) from each module.
- Each full question will have sub- question covering all the topics under a module.
- The students will have to answer five full questions, selecting one full question from each module.

Sl No	Title of the Book	Name of the Author/s	Name of the Publisher	Edition and Year
Textbook				
1	Nonconventional Energy Resources	Shobh Nath Singh	Pearson	1st Edition, 2015
Reference Books				
1	Nonconventional Energy Resources	B.H. Khan	McGraw Hill	3rd Edition
2	Renewable Energy; Power for a sustainable Future	Godfrey Boyle	Oxford	3rd Edition, 2012
3	Renewable Energy Sources: Their Impact on global Warming and Pollution	Tasneem Abbasi S.A. Abbasi	PHI	1st Edition, 2011

B. E. ELECTRICAL AND ELECTRONICS ENGINEERING
CHOICE BASED CREDIT SYSTEM (CBCS) AND OUTCOME BASED EDUCATION (OBE)
SEMESTER – VI

INTRODUCTION TO DATA ANALYTICS (OPEN ELECTIVE)

Course Code	18EE654	CIE Marks	40
Teaching Hours/Week (L:T:P)	(3:0:0)	SEE Marks	60
Credits	03	Exam Hours	03

Course Learning Objectives:

- To explain introductory concepts, a brief methodological description and some descriptive statistics of data
- To explain multivariate descriptive statistics methods of data analytics, methods used in the data preparation phase of the CRISP-DM methodology, concerning data quality issues, converting data to different scales or scale types and reducing data dimensionality.
- To explain methods involving clustering, frequent pattern mining, which aims to capture the most frequent patterns.
- To explain cheat sheet and project on descriptive analytics and generalization, performance measures for regression and the bias–variance trade-off.
- To explain the binary classification problem, performance measures for classification, methods based on probabilities and distance measures and more advanced and state-of-the-art methods of prediction of data.

Module-1

Introductory: Introduction to Data, Big Data and Data Science, Big Data Architectures, Small Data, What is Data? A Short Taxonomy of Data Analytics, Examples of Data Use,A Project on Data Analytics.
Descriptive Statistics: Scale Types, Descriptive Univariate Analysis, Descriptive Bivariate Analysis.

Module-2

Multivariate Analysis: Multivariate Frequencies, Multivariate Data Visualization, Multivariate Statistics, Infographics and Word Clouds.
Data Quality and Preprocessing: Data Quality, Converting to a Different Scale Type, Converting to a Different Scale, Data Transformation, Dimensionality Reduction.

Module-3

Clustering: Distance Measures, Clustering Validation, Clustering Techniques.
Frequent Pattern Mining: Frequent Itemsets, Association Rules, Behind Support and Confidence, Other Types of Pattern.

Module-4

Cheat Sheet and Project on Descriptive Analytics: Cheat Sheet of Descriptive Analytics, Project on Descriptive Analytics.
Regression: Predictive Performance Estimation, Finding the Parameters of the Model, Technique and Model Selection.

Module-5

Classification: Binary Classification, Predictive Performance Measures for Classification,
Distance-based Learning Algorithms, Probabilistic Classification Algorithms.

Course Outcomes: At the end of the course the student will be able to:

- Define data, its architecture and examples of data use.
- Explain methods of descriptive analytics of data.
- Explain methods for multivariate analysis, data preparation and data transformation and reducing.
- Explain techniques for clustering the data and pattern mining
- Explain the methods of predictive analytics, performance measures for regression and algorithms for regression.
- Explain performance measures for classification of data and methods of prediction.

Question paper pattern:

- The question paper will have ten full questions carrying equal marks.
- Each full question will be for 20 marks.
- There will be two full questions (with a maximum of four sub- questions) from each module.
- Each full question will have sub- question covering all the topics under a module.
- The students will have to answer five full questions, selecting one full question from each module.

Sl No	Title of the Book	Name of the Author/s	Name of the Publisher	Edition and Year
Textbook				
1	A General Introduction to Data Analytics	João Mendes et al	Wiley	2019

B. E. ELECTRICAL AND ELECTRONICS ENGINEERING
Choice Based Credit System (CBCS) and Outcome Based Education (OBE)
SEMESTER – VI

CONTROL SYSTEM LABORATORY

Course Code	**18EEL66**	CIE Marks	40
Number of Practical Hours/Week(L:T:P)	0:2:2	SEE Marks	60
Credits	02	Exam Hours	03

Course Learning Objectives:

- To determine the time and frequency domain reposes of a given second order system using software package or discrete components.
- To design and analyze Lead, Lag and Lag – Lead compensators for given specifications.
- To draw the performance characteristics of ac and DC servomotors and synchro-transmitter receiver pair.
- To study the DC position & feedback control system and to study the effect of P, PI, PD and PID controller and Lead compensator on the step response of the system.
- To write a script files to plot root locus, bode plot, to study the stability of the system using a

Sl. NO	Experiments
1	Experiment to draw the speed torque characteristics of (i) AC servo motor (ii) DC servo motor
2	Experiment to draw synchro pair characteristics
3	Experiment to determine frequency response of a second order system
4	(a) To design a passive RC lead compensating network for the given specifications, viz, the maximum phase lead and the frequency at which it occurs and to obtain the frequency response.
5	(a) To design a passive RC lag compensating network for the given specifications, viz, the maximum phase lag and the frequency at which it occurs and to obtain the frequency response. (b) To determine experimentally the transfer function of the lag compensating network
6	Experiment to draw the frequency response characteristics of the lag – lead compensator network and determination of its transfer function.
7	To study a second order system and verify the effect of (a) P, (b) PI, (c) PD and (d) PID controller on the step response.
8	(a) To simulate a typical second order system and determine step response and evaluate time response specifications. (b) To evaluate the effect of adding poles and zeros on time response of second order system. (c) To evaluate the effect of pole location on stability
9	(a) To simulate a D.C. Position control system and obtain its step response. (b) To verify the effect of input waveform, loop gain and system type on steady state errors. (c) To perform trade-off study for lead compensator. (d) To design PI controller and study its effect on steady state error.
10	(a) To examine the relationship between open-loop frequency response and stability, open-loop frequency and closed loop transient response (b) To study the effect of open loop gain on transient response of closed loop system using root locus.
11	(a) To study the effect of open loop poles and zeros on root locus contour (b) Comparative study of Bode, Nyquist and root locus with respect to stability.

Note:

Sl.	Description	Experiment numbers
1	Perform experiments using suitable components/equipment's	1 & 2
2	Perform experiments using suitable components/equipment's and verify the results using standard simulation package	3,4,5,6 and 7
3	Perform simulation only using standard package	8,9,10 and 11

Course Outcomes: At the end of the course the student will be able to:

- Utilize software package and discrete components in assessing the time and frequency domain response of a given second order system.
- Design, analyze and simulate Lead, Lag and Lag – Lead compensators for given specifications.
- Determine the performance characteristics of ac and DC servomotors and synchro-transmitter receiver pair used in control systems.
- Simulate the DC position and feedback control system to study the effect of P, PI, PD and PID controller and Lead compensator on the step response of the system.
- Develop a script files to plot Root locus, Bode plot and Nyquist plot to study the stability of

Conduct of Practical Examination:

1. All laboratory experiments are to be included for practical examination.
2. Breakup of marks and the instructions printed on the cover page of answer script to be strictly adhered by the examiners.
3. Students can pick one experiment from the questions lot prepared by the examiners.
4. Change of experiment is allowed only once and 15% Marks allotted to the procedure part to be made zero. ■

B**. E. ELECTRICAL AND ELECTRONICS ENGINEERING**
Choice Based Credit System (CBCS) and Outcome Based Education (OBE) SEMESTER -VI

DIGITAL SIGNAL PROCESSING LABORATORY

Course Code	**18EEL67**	CIE Marks	40
Number of Practical Hours/Week(L:T:P)	0:2:2	SEE Marks	60
Credits	02	Exam Hours	03

Course Learning Objectives:

- To explain the use of MATLAB/Scilab/Python software in evaluating the DFT and IDFT of given sequence
- To verify the convolution property of the DFT
- To design and implementation of IIR and FIR filters for given frequency specifications.
- To realize IIR and FIR filters.
- To help the students in developing software skills.

Sl. No	Experiments
1	Verification of Sampling Theorem both in time and frequency domains
2	Evaluation of impulse response of a system
3	To perform linear convolution of given sequences
4	To perform circular convolution of given sequences using (a) the convolution summation formula (b)
5	Computation of N – point DFT and to plot the magnitude and phase spectrum.
6	Linear and circular convolution by DFT and IDFT method.
7	Solution of a given difference equation.
8	Calculation of DFT and IDFT by FFT
9	Design and implementation of IIR filters to meet given specification (Low pass, high pass, band pass and band reject filters)
10	Design and implementation of FIR filters to meet given specification (Low pass, high pass, band pass and band reject filters) using different window functions
11	Design and implementation of FIR filters to meet given specification (Low pass, high pass, band pass and band reject filters) using frequency sampling technique.
12	Realization of IIR and FIR filters

Course Outcomes:

At the end of the course the student will be able to:

- Explain physical interpretation of sampling theorem in time and frequency domains.
- Evaluate the impulse response of a system.
- Perform convolution of given sequences to evaluate the response of a system.
- Compute DFT and IDFT of a given sequence using the basic definition and/or fast methods.
- Provide a solution for a given difference equation.
- Design and implement IIR and FIR filters.

Conduct of Practical Examination:

1. All laboratory experiments are to be included for practical examination.
2. Breakup of marks and the instructions printed on the cover page of answer script to be strictly adhered by the examiners.
3. Students can pick one experiment from the questions lot prepared by the examiners.
4. Change of experiment is allowed only once and 15% Marks allotted to the procedure part to be made zero.

B.E. ELECTRICAL & ELECTRONICS ENGINEERING
Outcome Based Education (OBE) and Choice Based Credit System (CBCS)
SEMESTER -VI

MINI PROJECT

Course Code	18EEMP68	CIE Marks	40
TeachingHours/Week (L:T:P)	(0:0:2)	SEE Marks	60
Credits	02	Exam Hours/Batch	03

Course objectives:

- To support independent learning and innovative attitude.
- To guide to select and utilize adequate information from varied resources upholding ethics.
- To guide to organize the work in the appropriate manner and present information (acknowledging the sources) clearly.
- To develop interactive, communication, organisation, time management, and presentation skills.
- To impart flexibility and adaptability.
- To inspire independent and team working.
- To expand intellectual capacity, credibility, judgement, intuition.
- To adhere to punctuality, setting and meeting deadlines.
- To instil responsibilities to oneself and others.
- To train students to present the topic of project work in a seminar without any fear, face audience confidently, enhance communication skill, involve in group discussion to present and exchange ideas. ■

Mini-Project: Each student of the project batch shall involve in carrying out the project work jointly in constant consultation with internal guide, co-guide, and external guide and prepare the project report as per the norms avoiding plagiarism.

Revised Bloom's Taxonomy Level	L_3 – Applying, L_4 – Analysing, L_5 – Evaluating, L_6 – Creating

Course outcomes:

At the end of the course the student will be able to:

- Present the mini-project and be able to defend it.
- Make links across different areas of knowledge and to generate, develop and evaluate ideas and information so as to apply these skills to the project task.
- Habituated to critical thinking and use problem solving skills.
- Communicate effectively and to present ideas clearly and coherently in both the written and oral forms.
- Work in a team to achieve common goal.
- Learn on their own, reflect on their learning and take appropriate actions to improve it. ■

CIE procedure for Mini - Project:

The CIE marks awarded for Mini - Project, shall be based on the evaluation of Mini - Project Report, Project Presentation skill and Question and Answer session in the ratio 50:25:25.The marks awarded for Mini - Project report shall be the same for all the batch mates. ■

Semester End Examination

SEE marks for the mini-project shall be awarded based on the evaluation of Mini-Project Report, Presentation skill and Question and Answer session in the ratio 50:25:25 by the examiners appointed by the University. ■

B.E. ELECTRICAL & ELECTRONICS ENGINEERING
Outcome Based Education (OBE) and Choice Based Credit System (CBCS)
SEMESTER - VI

INTERNSHIP

All the students admitted to III year of BE/B.Tech shall have to undergo mandatory internship of 4 weeks during the vacation of VIand VII semesters and /or VII and VIII semesters. A University examination shall be conducted during VIII semester and the prescribed credit shall be included in VIII semester. Internship shall be considered as a head of passing and shall be considered for the award of degree. Those, who do not take-up/complete the internship shall be declared as fail and shall have to complete during subsequent University examinations after satisfying the internship requirements.

Course Code	Refer to VIII semester scheme	CIE Marks	40
Duration of internship	04 weeks	SEE Marks	60
Credit	02	Exam Hours/ Batch	03

Course objectives:

Internship/Professional practice provide students the opportunity of hands-on experience that include personal training, time and stress management, interactive skills, presentations, budgeting, marketing, liability and risk management, paperwork, equipment ordering, maintenance, responding to emergencies etc. The objective are further,

- To put theory into practice.
- To expand thinking and broaden the knowledge and skills acquired through course work in the field.
- To relate to, interact with, and learn from current professionals in the field.
- To gain a greater understanding of the duties and responsibilities of a professional.
- To understand and adhere to professional standards in the field.
- To gain insight to professional communication including meetings, memos, reading, writing, public speaking, research, client interaction, input of ideas, and confidentiality.
- To identify personal strengths and weaknesses.
- To develop the initiative and motivation to be a self-starter and work independently. ■

Internship: Students under the guidance ofinternal guide/s and external guide shall take part in all the activities regularly to acquire as much knowledge as possible without causing any inconvenience at the place of internship.

Seminar: Each student, is required to

- Present the seminar on the internship orally and/or through power point slides.
- Answer the queries and involve in debate/discussion.
- Submit the report duly certified by the external guide.

The participants shall take part in discussion to foster friendly and stimulating environment in which the students are motivated to reach high standards and become self-confident. ■

Revised Bloom's Taxonomy Level	L_3 – Applying, L_4 – Analysing, L_5 – Evaluating, L_6 – Creating

Course outcomes:

At the end of the course the student will be able to:

- Gain practical experience within industry in which the internship is done.
- Acquire knowledge of the industry in which the internship is done.
- Apply knowledge and skills learntto classroom work.
- Develop a greater understanding about career options while more clearly defining personal career goals.
- Experience the activities and functions of professionals.
- Develop and refine oral and written communication skills.
- Identify areas for future knowledge and skill development.
- Expand intellectual capacity, credibility, judgment, intuition.
- Acquire the knowledge of administration, marketing, finance and economics. ■

INTERNSHIP (continued)

Continuous Internal Evaluation

CIE marks for the Internshipshall be awarded by the committee constituted for the purpose by the Head of the Department. The committee shall consist of three faculty from the department with the senior most acting as the Chairman.

The CIE marks awarded shall be based on the evaluation of Internship Report, Presentation skill and Question and Answer session in the ratio 50:25:25.■

Semester End Examination

SEE marks for the Internship shall be awarded based on the evaluation of Internship Report, Presentation skill and Question and Answer session in the ratio 50:25:25 by the examiners appointed by the University.■

**** END ****

VII SEMESTER DETAILED SYLLABUS

B. E. ELECTRICAL AND ELECTRONICS ENGINEERING
Choice Based Credit System (CBCS) and Outcome Based Education (OBE)
SEMESTER – VII

POWER SYSTEM ANALYSIS – 2(Core Course)

Course Code	**18EE71**	CIE Marks	40
Number of Lecture Hours/Week	2:2:0	SEE Marks	60
Credits	03	Exam Hours	03

Course Learning Objectives:

- To explain formulation of network models and bus admittance matrix for solving load flow problems.
- To discuss optimal operation of generators on a bus bar and optimum generation scheduling.
- To explain symmetrical fault analysis and algorithm for short circuit studies.
- To explain formulation of bus impedance matrix for the use in short circuit studies on power systems.
- To explain numerical solution of swing equation for multi-machine stability

Module-1

Network Topology: Introduction and basic definitions of Elementary graph theory Tree, cut-set, loop analysis. Formation of Incidence Matrices. Primitive network- Impedance form and admittance form, Formation of Y Bus by Singular Transformation. Y_{bus} by Inspection Method. Illustrative examples. ■ T1,2

Module-2

Load Flow Studies: Introduction, Classification of buses. Power flow equation, Operating Constraints, Data for Load flow, Gauss Seidal iterative method. Illustrative examples. ■ T1, R1

Module-3

Load Flow Studies(continued) Newton-Raphson method derivation in Polar form, Fast decoupled load flow method, Flow charts of LFS methods. Comparison of Load Flow Methods. Illustrative examples. ■ T1, R1

Module-4

Economic Operation of Power System: Introduction and Performance curves Economic generation scheduling neglecting losses and generator limits Economic generation scheduling including generator limits and neglecting losses Economic dispatch including transmission losses Derivation of transmission loss formula. Illustrative examples.T1

Unit Commitment: Introduction, Constraints and unit commitment solution by prior list method and dynamic forward DP approach (Flow chart and Algorithm only). ■ T3

Module-5

Symmetrical Fault Analysis: Z Bus Formulation by Step by step building algorithm without mutual coupling between the elements by addition of link and addition of branch. Illustrative examples.Z bus Algorithm for Short Circuit Studies excluding numerical.T1

Power System Stability: Numerical Solution of Swing Equation by Point by Point method and Runge Kutta Method. Illustrative examples. ■ T1

Course Outcomes: At the end of the course the student will be able to:

- Formulate network matrices and models for solving load flow problems.
- Perform steady state power flow analysis of power systems using numerical iterative techniques.
- Solve issues of economic load dispatch and unit commitment problems.
- Analyze short circuit faults in power system networks using bus impedance matrix.
- Apply Point by Point method and Runge Kutta Method to solve Swing Equation. ■

Question paper pattern:

- The question paper will have ten questions.
- Each full question is for 20 marks.
- There will be 2 full questions (with a maximum of three sub questions in one full question) from each module.
- Each full question with sub questions will cover the contents under a module.
- Students will have to answer 5 full questions, selecting one full question from each module. ■

Module 1 Y_{Bus} Matrix size limited to 3X3 for illustrative examples.
Module 2 NR Method limited to 3 bus system with one iteration for illustrative examples.

Text Books

1	Modern Power System Analysis	D P Kothari, I J Nagrath	McGraw Hill	4th Edition, 2011
2	Computer Methods in Power Systems Analysis	Glenn W. Stagg Ahmed H Ei - Abiad	Scientific International Pvt. Ltd.	1st Edition, 2019
3	Power Generation Operation and Control	Allen J Wood etal	Wiley	2nd Edition,2016

Reference Books

1	Computer Techniques in Power System Analysis	M.A. Pai	McGraw Hill	2nd Edition, 2012
2	Power System Analysis	Hadi Saadat	McGraw Hill	2ndEdition, 2002

B. E. ELECTRICAL AND ELECTRONICS ENGINEERING
Choice Based Credit System (CBCS) and Outcome Based Education (OBE)
SEMESTER – VII

POWER SYSTEM PROTECTION (Core Subject)

Course Code	**18EE72**	CIE Marks	40
Number of Lecture Hours/Week (L:T:P)	3:0:0	SEE Marks	60
Credits	03	Exam Hours	03

Course Learning Objectives:

- To discuss performance of protective relays, components of protection scheme and relay terminology.
- To explain relay construction and operating principles.
- To explain Over current protection using electromagnetic and static relays and Over current protective schemes.
- To discuss types of electromagnetic and static distance relays, effect of arc resistance, power swings, line length and source impedance on performance of distance relays.
- To discuss pilot protection; wire pilot relaying and carrier pilot relaying.
- To discuss construction, operating principles and performance of various differential relays for differential protection.
- To discuss protection of generators, motors, Transformer and Bus Zone Protection.
- To explain the principle of circuit interruption and different types of circuit breakers.
- To describe the construction and operating principle of different types of fuses and to give the definitions of different terminologies related to a fuse.
- To discuss protection Against Over voltages and Gas Insulated Substation (GIS). ■

Module-1

Introduction to Power System Protection: Need for protective schemes, Nature and Cause of Faults, Types of Fault, Effects of Faults, Fault Statistics, Zones of Protection, Primary and Backup Protection, Essential Qualities of Protection, Performance of Protective Relaying, Classification of Protective Relays, Automatic Reclosing, Current Transformers for protection, Voltage Transformers for Protection.

Relay Construction and Operating Principles: Introduction, Electromechanical Relays, Static Relays – Merits and Demerits of Static Relays, Numerical Relays, Comparison between Electromechanical Relays and Numerical Relays.

Overcurrent Protection: Introduction, Time – current Characteristics, Current Setting, Time Setting. ■

Module-2

Overcurrent Protection (continued): Overcurrent Protective Schemes, Reverse Power or Directional Relay, Protection of Parallel Feeders, Protection of Ring Mains, Earth Fault and Phase Fault Protection, Combined Earth Fault and Phase Fault Protective Scheme, Phase Fault Protective Scheme, Directional Earth Fault Relay, Static Overcurrent Relays, Numerical Overcurrent Relays.

Distance Protection: Introduction, Impedance Relay, Reactance Relay, Mho Relay, Angle Impedance Relay, Effect of Arc Resistance on the Performance of Distance Relays, Reach of Distance Relays. Effect of Power Surges(Power Swings) on Performance of Distance Relays, Effect of Line Length and Source Impedance on Performance of Distance Relays. ■

Module-3

Pilot Relaying Schemes: Introduction, Wire Pilot Protection, Carrier Current Protection

Differential Protection: Introduction, Differential Relays, Simple Differential Protection, Percentage or Biased Differential Relay, Differential Protection of 3 Phase Circuits, Balanced (Opposed) Voltage Differential Protection.

Rotating Machines Protection: Introduction, Protection of Generators.

Transformer and Buszone Protection: Introduction, Transformer Protection, Buszone Protection, Frame Leakage Protection. ■

Module-4

Circuit Breakers: Introduction, Fault Clearing Time of a Circuit Breaker, Arc Voltage, Arc Interruption, Restriking Voltage and Recovery Voltage, Current Chopping, Interruption of Capacitive Current, Classification of Circuit Breakers, Air – Break Circuit Breakers, Oil Circuit Breakers, Air – Blast Circuit Breakers, SF_6 Circuit Breakers, Vacuum Circuit Breakers, High Voltage Direct Current Circuit Breakers, Rating of Circuit Breakers, Testing of Circuit Breakers. ■

Module-5

Fuses: Introductions, Definitions, Fuse Characteristics, Types of Fuses, Applications of HRC Fuses, Selection of Fuses, Discrimination.

Protection against Overvoltages: Causes of Overvoltages, Lightning phenomena, Wave Shape of Voltage due to Lightning, Over Voltage due to Lightning, Klydonograph and Magnetic Link, Protection of Transmission Lines against Direct Lightning Strokes, Protection of Stations and Sub – Stations from Direct Strokes, Protection against Travelling Waves, Insulation Coordination, Basic Impulse Insulation Level (BIL).

Modern Trends in Power System Protection: Introduction, gas insulated substation/switchgear (GIS). ■

Course Outcomes: At the end of the course the student will be able to:

- Discuss performance of protective relays, components of protection scheme and relay terminology over current protection.
- Explain the working of distance relays and the effects of arc resistance, power swings, line length and source impedance on performance of distance relays.
- Discuss pilot protection, construction, operating principles and performance of differential relays and discuss protection of generators, motors, transformer and Bus Zone Protection.
- Explain the construction and operation of different types of circuit breakers.
- Outline features of fuse, causes of overvoltages and its protection, also modern trends in Power System Protection. ■

Question paper pattern:

- The question paper will have ten questions.
- Each full question is for 20 marks.
- There will be 2 full questions (with a maximum of three sub questions in one full question) from each module.
- Each full question with sub questions will cover the contents under a module.
- Students will have to answer 5 full questions, selecting one full question from each module. ■

Text Books

1	Power System Protection and Switchgear	Badri Ram, D.N. Vishwakarma	McGraw Hill	2nd Edition
2	Power System Protection and Switchgear	BhuvaneshOza et al	McGraw Hill	1st Edition, 2010

Reference Books

1	Protection and Switchgear	Bhavesh et al	Oxford	1st Edition, 2011
2	Power System Switchgear and Protection	N. Veerappan S.R. Krishnamurthy	S. Chand	1st Edition, 2009
3	Fundamentals of Power System Protection	Y.G.Paithankar S.R. Bhide	PHI	1st Edition, 2009

B. E. ELECTRICAL AND ELECTRONICS ENGINEERING
Choice Based Credit System (CBCS) and Outcome Based Education (OBE)
SEMESTER – VII

SOLAR AND WIND ENERGY (Professional Elective)

Course Code	**18EE731**	CIE Marks	40
Number of Lecture Hours/Week (L:T:P)	3:0:0	SEE Marks	60
Credits	03	Exam Hours	03

Course Learning Objectives:

- To discuss the importance of energy in human life, relationship among economy and environment with energy use.
- To discuss the increasing role of renewable energy, energy management, energy audit, energy efficiency, energy intensity.
- To discuss energy consumption status in India, energy saving potential and energy conservation efforts in India.
- To explain the concept of energy storage and the principles of energy storage devices.
- To discuss the characteristics and distribution of solar radiation, measurement of components of solar radiation and analysis of collected solar radiation data.
- To explain availability of solar radiation at a location and the effect of tilting the surface of collector with respect to horizontal surface.
- To describe the process of harnessing solar energy in the form of heat and working of solar collectors.
- To discuss applications of solar energy including heating and cooling.
- To discuss the operation of solar cell and the environmental effects on electrical characteristics of solar cell
- To discuss sizing and design of typical solar PV systems and their applications.
- To discuss basic Principles of Wind Energy Conversion and to compute the power available in the wind.
- To discuss forces on the Blades, Wind Energy Conversion, collection of Wind Data, energy estimation and site selection.
- To discuss classification of WEC Systems, its advantages and disadvantages of WECS, and Types of Wind Machines (Wind Energy Collectors).
- To evaluate the performance of Wind-machines, Generating Systems. ■

Module-1

Fundamentals of Energy Science and Technology: Introduction, Energy, Economy and Social Development, Classification of Energy Sources, Importance of Non -conventional Energy Sources, Salient features of Non-conventional Energy Sources, World Energy Status, Energy Status in India. **Energy Conservation and Efficiency:** Introduction, Important Terms and Definitions, Important Aspects of Energy Conservation, Global Efforts, Achievements and Future Planning, Energy Conservation/Efficiency Scenario in India, Energy Audit, Energy Conservation Opportunities.

Energy Storage: Introduction, Necessity of Energy Storage, Specifications of Energy Storage Devices. **Solar Energy-Basic Concepts:** Introduction, The Sun as Source of Energy, The Earth, Sun, Earth Radiation Spectrum, Extraterrestrial and Terrestrial Radiations, Spectral Power Distribution of Solar Radiation, Depletion of Solar Radiation. ■

Module-2

Solar Energy-Basic Concepts (continued): Measurement of Solar Radiation, Solar Radiation Data, Solar Time, Solar Radiation Geometry, Solar Day Length, Extraterrestrial Radiation on Horizontal Surface, Empirical Equations for Estimating Terrestrial Solar Radiation on Horizontal Surface, Solar Radiation on Inclined Plane Surface.

Solar Thermal Systems: Introduction, Solar Collectors, Solar Water Heater, Solar Passive Space Heating and Cooling Systems, Solar Industrial Heating Systems, Solar Refrigeration and Air Conditioning Systems, Solar Cookers. ■

Module-3

Solar Photovoltaic Systems: Introduction, Solar Cell Fundamentals, Solar Cell Characteristics, Solar Cell Classification, Solar Cell Technologies, Solar Cell, Module, and Array Construction, Maximizing the Solar PV Output and Load Matching. Maximum Power Point Tracker. Balance of System Components, Solar PV Systems, Solar PV Applications.

Module-4

Wind Energy: Introduction, Basic Principles of Wind Energy Conversion, History of Wind Energy, Wind Energy Scenario – World and India. The Nature of the Wind, The Power in the Wind, Forces on the Blades, Wind Energy Conversion, Wind Data and Energy Estimation, Site Selection Considerations **Wind energy systems:** Environment and Economics Environmental benefits and problems of wind energy, Economics of wind energy, Factors influence the cost of energy generation, machine parameters, Life cycle cost analysis

Module-5

Basic Components of a Wind Energy Conversion(WEC) System: Classification of WEC systems, Advantages and Disadvantages of WECS, Types of Wind Machines (Wind Energy Collectors), Analysis of Aerodynamic Forces Acting on the Blade, Performance of Wind- machines, Generating Systems, Energy Storage, Applications of Wind Energy, Environmental Aspects.

Course Outcomes:

At the end of the course the student will be able to:

- Discuss the importance of the role of renewable energy, the concept of energy storage and the principles of energy storage devices.
- Discuss the concept of solar radiation data and solar PV system fabrication, operation of solar cell, sizing and design of PV system.
- Describe the process of harnessing solar energy and its applications in heating and cooling.
- Explain basic Principles of Wind Energy Conversion, collection of wind data, energy estimation and site selection.
- Discuss the performance of Wind-machines, energy storage, applications of Wind Energy and environmental aspects.

Question paper pattern:

- The question paper will have ten questions.
- Each full question is for 20 marks.
- There will be 2 full questions (with a maximum of three sub questions in one full question) from each module.
- Each full question with sub questions will cover the contents under a module.
- Students will have to answer 5 full questions, selecting one full question from each module.

Textbook

1	Non-Conventional Energy Resources	B. H. Khan	McGraw Hill	2nd Edition 2017
2	Non-Conventional Sources of Energy	Rai G. D.	Khanna Publishers	4th Edition, 2009

Reference Books

1	Non-Conventional Energy Resources	ShobhNath Singh	Pearson	1st Edition, 2015
2	Solar Energy – Principles of Thermal Collections and Storage	S.P. Sukhatme J.K.Nayak	McGraw Hill	3rd Edition, 2008
3	Wind Turbine Technology	Ahmad Hemami	Cengage	1st Edition, 2012

B. E. ELECTRICAL AND ELECTRONICS ENGINEERING
CHOICE BASED CREDIT SYSTEM (CBCS) AND OUTCOME BASED EDUCATION (OBE)
SEMESTER – VII

MICRO- AND NANO-SCALE SENSORS AND TRANSDUCERS (PROFESSIONAL ELECTIVE)

Course Code	18EE732	CIE Marks	40
Teaching Hours/Week (L:T:P)	(3:0:0)	SEE Marks	60
Credits	03	Exam Hours	03

Course Learning Objectives:

- To explain measurement of pressure using sensors, based nanotechnology, their structure, theory of operation.
- To explain structure, theory of operation of sensors based on nanotechnology for Motion, acceleration, measurement, gas and smoke detection.
- To explain sensors based on nanotechnology for the measurement of atmospheric moisture and moisture inside the electronic components.
- To explain Optoelectronic and Photonic Sensors used in optical microphones, fingerprint readers, and highly sensitive seismic sensors.
- To explain the structure, operation of Biological Sensors, Chemical Sensors, and the so-called "Lab-on-a-Chip" sensors used in multipurpose biological and chemical analysis devices and Electric, Magnetic, and RF/Microwave, Integrated Sensor/Actuator Units and Special Purpose Sensors driven by nanotechnology.

Module-1

Pressure Sensors: Capacitive Pressure Sensors, Inductive Pressure Sensors, Ultrahigh Sensitivity Pressure Sensors.

Module-2

Motion and Acceleration Sensors: Ultrahigh Sensitivity, Wide Dynamic Range Sensors, Other Motion and Acceleration Microsensors.
Gas and Smoke Sensors: A CO Gas Sensor Based on Nanotechnology, Smoke Detectors.

Module-3

Moisture Sensors: Structure, Theory, Main Experimental Results, Auxiliary Experimental Results.
Optoelectronic and Photonic Sensors: Optoelectronic Microphone, Other Optoelectronic and Photonic Micro Sensors.

Module-4

Biological, Chemical, and "Lab on a Chip" Sensors: Lab on a Chip Sensors, Other Biochemical Micro- and Nano-Sensors.
Electric, Magnetic, and RF/Microwave Sensors: Magnetic Field Sensors, Other Important Electromagnetic/RF Micro- and Nano-Sensors.

Module-5

Integrated Sensor/Actuator Units and Special Purpose Sensors: Aircraft Icing Detectors, Other Special Purpose Small-Scale Devices.

Course Outcomes: At the end of the course the student will be able to:

- Understand the differences between the sensor and transducer technology based on nanotechnology and nanofabrication and the classical sensor technologies
- Make an informed selection of a sensor or transducer for a particular application;
- Become knowledgeable about the technologies that are available commercially at the present time.

Question paper pattern:

- The question paper will have ten full questions carrying equal marks.
- Each full question will be for 20 marks.
- There will be two full questions (with a maximum of four sub- questions) from each module.
- Each full question will have sub- question covering all the topics under a module.
- The students will have to answer five full questions, selecting one full question from each module.

Sl No	Title of the Book	Name of the Author/s	Name of the Publisher	Edition and Year
Textbook				

1	Micro- and Nano-Scale Sensors and Transducers	Ezzat G. Bakhoum	CRC Press	2015

B. E. ELECTRICAL AND ELECTRONICS ENGINEERING
CHOICE BASED CREDIT SYSTEM (CBCS) AND OUTCOME BASED EDUCATION (OBE)
SEMESTER – VII

INTEGRATION OF DISTRIBUTION GENERATION (PROFESSIONAL ELECTIVE)

Course Code	18EE733	CIE Marks	40
Teaching Hours/Week (L:T:P)	(3:0:0)	SEE Marks	60
Credits	03	Exam Hours	03

Course Learning Objectives:

- To explain power generation by alternate energy source like wind power and solar power.
- To explain selection of size of units and location for wind and solar systems.
- Discuss the effects of integration of distributed generation on the performance the system.
- To provide practical and useful information about grid integration of distributed generation.

Module-1

Distributed Generation: Introduction, status, Properties of wind power, Power Distribution as a function of wind speed, Solar Power: Status, Properties, Space requirements, Photovoltaic's, Seasonal variation in production capacity, Combined Heat-and-Power: Status, Options for space Heating, Hydropower: Properties of Large Hydro, Properties of small Hydro, Variation with time, Tidal Power, Wave Power, Geothermal Power, Thermal Power Plant.

Module-2

Distributed Generation(continued): Interface with the Grid. Power System Performance: Impact of Distributed Generation on the Power System, Aims of the Power System, Hosting Capacity Approach, Power Quality, Voltage Quality and Design of Distributed Generation, Hosting Capacity Approach for Events, Increasing the Hosting Capacity. Overloading and Losses: Impact of Distributed Generation, Overloading: Radial Distribution Networks, Active Power Flow Only, Active and Reactive Power Flow Overloading: Redundancy and Meshed Operation, Redundancy in Distribution Networks, Meshed Operation, Losses.

Module-3

Over loading and Losses (continued): Increasing the Hosting Capacity: Increasing the Loadability Building New Connections, Inter trip Schemes, Advanced protection Schemes, Energy Management Systems. Power Electronics approach, Demand Control, Prioritizing Renewable Energy, Dynamic Loadability.

Voltage Magnitude Variations: Impact of Distributed Generation, Voltage Marginand Hosting Capacity: Voltage Control in Distribution Systems, Voltage Rise Owing to Distributed Generation, Hosting Capacity, Estimating hosting capacity without Measurements, Sharing hosting capacity. Design of Distribution Feeders: Basic Design Rules, Terminology, An Individual Generator Along a Medium-Voltage Feeder, Low voltage feeders, Series and Shunt Compensation, A Numerical Approach to Voltage Variations: Example for Two-stage Boosting, General Expressions for Two-Stage Boosting Tap Changers with Line- Drop Compensation: Transformer with One Single Feeder, Adding a Generator. Probabilistic Methods for Design of Distribution Feeders: Need for Probabilistic Methods, The System Studied, Generation with Constant Production, Adding Wind Power.

Module-4

Voltage Magnitude Variations (continued): Statistical Approach to Hosting Capacity, Increasing the Hosting Capacity: New or Stronger Feeders, Alternative Methods for Voltage Control Accurate Measurement of the Voltage Magnitude Variations, Allowing Higher Overvoltage's Overvoltage Protection, Over Voltage Curtailment Compensating the generators voltage variations, Distributed generation with voltage control, Coordinated voltage control.

Power Quality Disturbances: Impact of Distributed Generation, Fast Voltage Fluctuations: Fast Fluctuations in Wind Power, Fast Fluctuations in Solar Power, Rapid Voltage Changes, Very Short Variations. Voltage Unbalance: Weaker Transmission System, Stronger Distribution System, Large Single-Phase Generators, Stronger Distribution Grid Voltage Unbalance.

Module-5

Power Quality Disturbances(continued): Low-Frequency Harmonics: Wind Power: Induction Generators, Generators with Power Electronics Interfaces, Synchronous Generators, Measurement Example, Harmonic Resonances, Weaker Transmission Grid, Stronger Distribution Grid. High-Frequency Distortion: Emission by Individual Generators, Grouping Below and Above 2 kHz, Limits Below and Above 2 kHz,Voltage Dips:

Synchronous Machines Balanced Dips and Unbalanced Dips, Induction generators and unbalanced dips. Increasing the Hosting Capacity: Strengthening the Grid, Emission Limits for Generator Units, Emission Limits for Other Customers, Higher Disturbance Levels, Passive Harmonic Filters, Power Electronics Converters, Reducing the Number of Dips, Broadband and High-Frequency Distortion.

Course Outcomes: At the end of the course the student will be able to:

- Explain energy generation by wind power and solar power.
- Discuss the variation in production capacity at different time scales, the size of individual units, and the flexibility in choosing locations with respect to wind and solar systems.
- Explain the performance of the system when distributed generation is integrated to the system.
- Discuss effects of the integration of DG: the increased risk of overload, increased losses, increased risk of overvoltages and increased levels of power quality disturbances.
- Discuss effects of the integration of DG: incorrect operation of the protection.
- Discuss the impact the integration of DG on power system stability and operation.

Question paper pattern:

- The question paper will have ten full questions carrying equal marks.
- Each full question will be for 20 marks.
- There will be two full questions (with a maximum of four sub- questions) from each module.
- Each full question will have sub- question covering all the topics under a module.
- The students will have to answer five full questions, selecting one full question from each module.

Sl No	Title of the Book	Name of the Author/s	Name of the Publisher	Edition and Year
Textbook				
1	Integration of Distributed Generation in the Power System	Math Bollen	Wiley	2011

B. E. ELECTRICAL AND ELECTRONICS ENGINEERING
CHOICE BASED CREDIT SYSTEM (CBCS) AND OUTCOME BASED EDUCATION (OBE)
SEMESTER – VII

ADVANCED CONTROL SYSTEMS (PROFESSIONAL ELECTIVE)

Course Code	18EE734	CIE Marks	40
Teaching Hours/Week (L:T:P)	(3:0:0)	SEE Marks	60
Credits	03	Exam Hours	03

Course objectives:

- To introduce state variable approach for linear time invariant systems in both the continuous and discrete time systems.
- To explain development of state models for linear continuous – time and discrete – time systems.
- To explain application of vector and matrix algebra to find the solution of state equations for linear continuous – time and discrete – time systems.
- To define controllability and observability of a system and testing techniques for controllability and observability of a given system.
- To explain design techniques of pole assignment and state observer using state feedback.
- To explain about inherent and intentional nonlinearities that can occur in control system and developing the describing function for the nonlinearities.
- To explain stability analysis of nonlinear systems using describing function analysis.
- To explain the analysis of nonlinear systems using Lyapunov function and design of Lyapunov function for stable systems.

Module-1

State Variable Analysis and Design: Introduction, Concept of State, State Variables and State Model, State Models for Linear Continuous–Time Systems, State Variables and Linear Discrete– Time Systems.

Module-2

State Variable Analysis and Design (continued): Diagonalization, Solution of State Equations, Concepts of Controllability and Observability.

Module-3

Pole Placement Design and State Observers: Introduction, Stability Improvements by State Feedback, Necessary and Sufficient Conditions for Arbitrary Pole Placement, State Regulator Design, Design of State Observer, Compensator Design by the Separation Principle.

Module-4

Non-linear systems Analysis: Introduction, Common Nonlinear System Behaviours, Common Nonlinearities in Control Systems, Fundamentals, Describing Functions of Common Nonlinearities, Stability Analysis by Describing Function Method, Concept of Phase Plane Analysis, Construction of Phase Portraits, System Analysis on the Phase Plane.

Module-5

Non-linear systems Analysis (continued): Simple Variable Structure Systems, Lyapunov Stability Definitions, Lyapunov Stability Theorems, Lyapunov Functions for Nonlinear Systems.

Course Outcomes: At the end of the course the student will be able to:

- Discuss state variable approach for linear time invariant systems in both the continuous and discrete time systems.
- Develop of state models for linear continuous–time and discrete–time systems.
- Apply vector and matrix algebra to find the solution of state equations for linear continuous–time and discrete–time systems.
- Define controllability and observability of a system and test for controllability and observability of a given system.
- Design pole assignment and state observer using state feedback.

- Develop the describing function for the nonlinearity present to assess the stability of the system.
- Develop Lyapunov function for the stability analysis of nonlinear systems.

Question paper pattern:

- The question paper will have ten full questions carrying equal marks.
- Each full question will be for 20 marks.
- There will be two full questions (with a maximum of four sub- questions) from each module.
- Each full question will have sub- question covering all the topics under a module.
- The students will have to answer five full questions, selecting one full question from each module.

Sl No	Title of the Book	Name of the Author/s	Name of the Publisher	Edition and Year
Textbooks				
1	Control Systems Engineering (For the Modules1 and 2)	I.J. Nagarathand M.Gopal	NewAge	5th Edition,2007
2	Digital Control and State Variable Methods: Conventional and Intelligent Control Systems	M.Gopal	McGrawHill	3rd Edition,2008
3	Modern Control Theory	R. V. Parvatikar	Prism Books Pvt. Ltd.	1st Edition,2014

B. E. ELECTRICAL AND ELECTRONICS ENGINEERING
CHOICE BASED CREDIT SYSTEM (CBCS) AND OUTCOME BASED EDUCATION (OBE)
SEMESTER – VII

REACTIVE POWER CONTROL IN ELECTRIC POWER SYSTEMS (PROFESSIONAL ELECTIVE)

Course Code	18EE735	CIE Marks	40
Teaching Hours/Week (L:T:P)	(3:0:0)	SEE Marks	60
Credits	03	Exam Hours	03

Course Learning Objectives:

- To identify the necessity of reactive power compensation.
- To describe load compensation.
- To select various types of reactive power compensation in transmission systems.
- To characterize distribution side and utility side reactive power management.
- To contrast reactive power coordination system.

Module-1

Theory of Load Compensation: Requirement for compensation, Objectives in load compensation, Ideal compensator, Acceptance standards for quality of supply, Specifications of aload compensator, Power factor correction and voltage regulations in single phase system: Power Factor and its Correction, Voltage regulation. T1. Classical load balancing problem: open loop balancing. R1.

Module-2

Theory of Steady State Reactive Power in Uncompensated & Compensated Transmission Line : Fundamental requirement in AC power transmission, advantages& disadvantages of different types of compensating equipment for transmission systems, fundamental transmission line equation, surge impedance and natural loading, voltage and current profiles of uncompensated line on open circuit, uncompensated line under load, effect of line length, load power and power factor on voltage and reactive power.

Compensated Transmission Line: Types of compensation, passive and active compensators, Uniformly distributed fixed compensation: Effect of distributed compensation on voltage control and effect of distributed compensation on line charging reactive power. T1

Module-3

Basics of Capacitors, Reactive Power of Capacitors, Arrangements and Reactive Power of Capacitors, Capacitors Connected in Parallel: Capacitors Connected in Series, Star and Delta Connection of Power Capacitors, Design of MV Capacitors . T2

Passive shunt compensation: Control of open circuit voltage with shunt reactors, required reactance values of shunt reactors. T1

Series compensation: Objectives and practical limitations, Symmetrical line with mid-point series capacitor and shunt reactor, Power transfer characteristics and maximum transmissible power Fundamental concepts of compensation by sectioning. T1

Module-4

Static Compensation: Practical applications of static compensators in electrical power systems, main types of compensators, principle of operation of Thyristor Controlled Reactor (TCR), Thyristor Controlled Transformer, TCR with shunt capacitors and Thyristor Switched Capacitor (TSC), principle of operation of saturated reactor compensators.

Series Capacitors: compensation factor, protective gear, Varistor protective gear, Resonance effects with series capacitors

Synchronous Condenser: Condenser operation, Power system Voltage control, Emergency reactivepower supply, HVDC application.

Comparison of basic types of compensator. T1

Module-5

Harmonics: Effect of harmonics on electrical equipment, resonance, shunt capacitors and filters, telephone interferences.

Reactive Power Co-ordination: Reactive power management, transmission benefits, reactive power dispatch & equipment impact.T1

Reactive Power Planning: Economic justification for reactive power planning, methods followed by the electricity boards in India, zonal reactive power requirements EHV & MV, low tension capacitors, placement in distribution, line capacitors. T3

Course Outcomes: At the end of the course the student will be able to:

- Distinguish the importance of load compensation in symmetrical as well as unsymmetrical loads.
- Observe various compensation methods in transmission lines.
- Distinguish demand side reactive power management & user side reactive power management.
- Construct model for reactive power coordination and effects of harmonics on electrical equipment.
- Discuss the Reactive Power Planning for the electricity boards.

Question paper pattern:

- The question paper will have ten full questions carrying equal marks.
- Each full question will be for 20 marks.
- There will be two full questions (with a maximum of four sub- questions) from each module.
- Each full question will have sub- question covering all the topics under a module.
- The students will have to answer five full questions, selecting one full question from each module.

Sl No	Title of the Book	Name of the Author/s	Name of the Publisher	Edition and Year
Textbooks				
1	Reactive power control in electric power systems	T. J. E. Miller	John Wiley & Sons	2009
2	Reactive Power Compensation : A Practical Guide	Wolfgang Hofmann, Jurgen Schlabbach, Wolfgang Just.	John Wiley	2012
3	Reactive Power Management	D. Tagare	TMH	1st Edition, 2004
Reference Books				
1	Power Quality Enhancement Using Custom Power Devices	Arindam Ghosh, Gerard Ledwich	Kluwer International	2002
2	Power System Voltage Stability	Carson. W. Taylor	McGraw-Hill	1993

B. E. ELECTRICAL AND ELECTRONICS ENGINEERING
CHOICE BASED CREDIT SYSTEM (CBCS) AND OUTCOME BASED EDUCATION (OBE)
SEMESTER – VII

INDUSTRIAL DRIVES AND APPLICATION (PROFESSIONAL ELECTIVE)

Course Code	18EE741	CIE Marks	40
Teaching Hours/Week (L:T:P)	(3:0:0)	SEE Marks	60
Credits	03	Exam Hours	03

Course Learning Objectives:

- To define electric drive, its parts, advantages and explain choice of electric drive.
- To explain dynamics and modes of operation of electric drives.
- To explain selection of motor power ratings and control of DC motor using rectifiers.
- To analyze the performance of induction motor drives under different conditions.
- To explain the control of induction motor, synchronous motor and stepper motor drives.
- To discuss typical applications electrical drives in the industry.

Module-1

Electrical Drives: Electrical Drives, Advantages of Electrical Drives. Parts of Electrical Drives, Choice of Electrical Drives, Status of DC and ac Drives.

Dynamics of Electrical Drives: Fundamental Torque Equations, Speed Torque Conventions and Multi-quadrant Operation. Equivalent Values of Drive Parameters, Components of Load Torques, Nature and Classification of Load Torques, Calculation of Time and Energy Loss in Transient Operations, Steady State Stability, Load Equalization.

Control Electrical Drives: Modes of Operation, Speed Control and Drive Classifications, Closed loop Control of Drives.

Module-2

Direct Current Motor Drives: Controlled Rectifier Fed DC Drives, Single Phase Fully Controlled Rectifier Control of DC Separately Excited Motor, Single Phase Half Controlled Rectifier Control of DC Separately Excited Motor, Three Phase Fully Controlled Rectifier Control of DC Separately Excited Motor, Three Phase Half Controlled Rectifier Control of DC Separately Excited Motor, Multi-quadrant Operation of DC Separately Excited Motor Fed Form Fully Controlled Rectifier, Rectifier Control of DC Series Motor, Supply Harmonics, Power Factor and Ripple in Motor Current, Chopper Control of Separately Excited DC Motor, Chopper Control of Series Motor.

Module-3

Induction Motor Drives: Analysis and Performance of Three Phase Induction Motors, Operation with Unbalanced Source Voltage and Single Phasing, Operation with Unbalanced Rotor Impedances, Analysis of Induction Motor Fed From Non-Sinusoidal Voltage Supply, Starting, Braking, Transient Analysis. Speed Control Techniques-Stator Voltage Control, Variable Voltage Frequency Control from Voltage Sources.

Module-4

Induction Motor Drives (continued): Voltage Source Inverter (VSI) Control, Cycloconverter Control, Closed Loop Speed Control and Converter Rating for VSI and Cycloconverter Induction Motor Drives, Variable Frequency Control from a Current Source, Current Source (CSI) Control, current regulated voltage source inverter control, speed control of single phase induction motors.

Synchronous Motor Drives: Operation from fixed frequency supply-starting, synchronous motor variable speed drives, variable frequency control of multiple synchronous motors.

Module-5

Synchronous Motor Drives (continued): Self-controlled synchronous motor drive employing load commutated thyristor inverter, Starting Large Synchronous Machines, Permanent Magnet ac (PMAC) Motor Drives, Sinusoidal PMAC Motor Drives, Brushless DC Motor Drives.

Stepper Motor Drives: Variable Reluctance, Permanent Magnet, Important Features of Stepper Motors, Torque Versus Stepping rate Characteristics, Drive Circuits for Stepper Motor.

Industrial Drives: Textile Mills, Steel Rolling Mills, Cranes and Hoists, Machine Tools.

Course Outcomes: At the end of the course the student will be able to:

- Explain the advantages, choice and control of electric drive
- Explain the dynamics, generating and motoring modes of operation of electric drives
- Explain the selection of motor power rating to suit industry requirements
- Analyze the performance & control of DC motor drives using controlled rectifiers
- Analyze the performance & control of converter fed Induction motor, synchronous motor & stepper motor drives.

Question paper pattern:

- The question paper will have ten full questions carrying equal marks.
- Each full question will be for 20 marks.
- There will be two full questions (with a maximum of four sub- questions) from each module.
- Each full question will have sub- question covering all the topics under a module.
- The students will have to answer five full questions, selecting one full question from each module.

Sl No	Title of the Book	Name of the Author/s	Name of the Publisher	Edition and Year
Textbooks				
1	Fundamentals of Electrical Drives	Gopal K. Dubey	Narosa Publishing	2nd Edition, 2001
2	Electrical Drives: Concepts and Applications (Refer to chapter 07 for Industrial Drives	VedumSubrahmanyam	McGraw Hill	2nd Edition, 2011
Reference Books				
1	Electric Drives	N.K De,P.K. Sen	PHI Learning	1st Edition, 2009

B. E. ELECTRICAL AND ELECTRONICS ENGINEERING
CHOICE BASED CREDIT SYSTEM (CBCS) AND OUTCOME BASED EDUCATION (OBE)
SEMESTER – VII

UTILIZATION OF ELECTRICAL POWER (PROFESSIONAL ELECTIVE)

Course Code	18EE742	CIE Marks	40
Teaching Hours/Week (L:T:P)	(3:0:0)	SEE Marks	60
Credits	03	Exam Hours	03

Course Learning Objectives:

- To discuss electric heating, air-conditioning and electric welding.
- To explain laws of electrolysis, extraction and refining of metals and electro deposition.
- To explain the terminology of illumination, laws of illumination, construction and working of electric lamps.
- To explain design of interior and exterior lighting systems- illumination levels for various purposes light fittings- factory lighting- flood lighting-street lighting
- To discuss systems of electric traction, speed time curves and mechanics of train movement.
- To discuss motors used for electric traction and their control.
- To discuss braking of electric motors, traction systems and power supply and other traction systems.
- Give awareness of technology of electric and hybrid electric vehicles.

Module-1

Heating and welding: Electric Heating, Resistance ovens, Radiant Heating, Induction Heating, High frequency Eddy Current Heating, Dielectric Heating, The Arc Furnace, Heating of Buildings, Air – Conditioning, Electric Welding, Modern Welding Techniques.

Electrolytic Electro – Metallurgical Process: Ionization, Faraday's Laws of Electrolysis, Definitions, Extraction of Metals, Refining of Metals, Electro Deposition.

Module-2

Illumination: Introduction, Radiant Energy, Definitions, Laws of Illumination, Polar Curves, Photometry, Measurement of Mean Spherical Candle Power by Integrating Sphere, Illumination Photometer, Energy Radiation and luminous Efficiency, electric Lamps, Cold Cathode Lamp, Lighting Fittings, Illumination for Different Purposes, Requirements of Good Lighting.

Module-3

Electric Traction Speed - Time Curves and Mechanics of Train Movement: Introduction, Systems of Traction, Systems of electric Traction, Speed - Time Curves for Train Movement, Mechanics of Train Movement, Train Resistance, Adhesive Weight, Coefficient of Adhesion.

Motors for Electric traction: Introduction, Series and Shunt Motors for Traction Services, Two Similar Motors (Series Type) are used to drive a Motor Car, Tractive Effort and Horse Power, AC Series Motor, Three Phase Induction Motor.

Control of motors: Control of DC Motors, Tapped Field Control or Control by Field Weakening, Multiple Unit Control, Control of Single Phase Motors, Control of Three Phase Motors.

Module-4

Braking: Introduction, Regenerative Braking with Three Phase Induction Motors, Braking with Single Phase Series Motors, Mechanical braking, Magnetic Track Brake, Electro – Mechanical Drum

Brakes.

Electric Traction Systems and Power Supply: System of Electric Traction, AC Electrification, Transmission Lines to Sub - Stations, Sub – Stations, Feeding and Distribution System of AC Traction Feeding and Distribution System for DC Tramways, Electrolysis by Currents through Earth, Negative Booster, System of Current Collection, Trolley Wires.

Trams, Trolley Buses and Diesel – Electric Traction: Tramways, The Trolley – Bus, Diesel Electric Traction.

Module-5

Electric Vehicles: Configurations of Electric Vehicles, Performance of Electric Vehicles, Tractive Effort in Normal Driving, Energy Consumption.

Hybrid Electric Vehicles: Concept of Hybrid Electric Drive Trains, Architectures of Hybrid Electric Drive Trains.

Course Outcomes: At the end of the course the student will be able to:

- Discuss different methods of electric heating & welding.
- Discuss the laws of electrolysis, extraction, refining of metals and electro deposition process.
- Discuss the laws of illumination, different types of lamps, lighting schemes and design of lighting systems.
- Analyze systems of electric traction, speed time curves and mechanics of train movement.
- Explain the motors used for electric traction, their control & braking and power supply system used for electric traction.

Question paper pattern:

- The question paper will have ten full questions carrying equal marks.
- Each full question will be for 20 marks.
- There will be two full questions (with a maximum of four sub- questions) from each module.
- Each full question will have sub- question covering all the topics under a module.
- The students will have to answer five full questions, selecting one full question from each module.

Sl No	Title of the Book	Name of the Author/s	Name of the Publisher	Edition and Year
Textbooks				
1	A Text Book on Power System Engineering	A. Chakrabarti et al	DhanpatRai and Co	2nd Edition, 2010
2	Modern Electric, Hybrid Electric, and Fuel Cell Vehicles: Fundamentals Theory, and Design (Chapters 04 and 05 for module 5)	Mehrdad Ehsani et al	CRC Press	1st Edition, 2005
Reference Books				
1	Utilization, Generation and Conservation of Electrical Energy	Sunil S Rao Khanna	Publishers	1st Edition, 2011
2	Utilization of Electric Power and Electric Traction	G.C. Garg	Khanna Publishers	9th Edition, 2014

B. E. ELECTRICAL AND ELECTRONICS ENGINEERING
CHOICE BASED CREDIT SYSTEM (CBCS) AND OUTCOME BASED EDUCATION (OBE)
SEMESTER – VII

AI TECHNIQUES FOR ELECTRIC AND HYBRID ELECTRIC VEHICLES (PROFESSIONAL ELECTIVE)

Course Code	18EE743	CIE Marks	40
Teaching Hours/Week (L: T: P)	(3:0:0)	SEE Marks	60
Credits	03	Exam Hours	03

Course Learning Objectives:

- To explain IoT Based Battery Management System (BMS) and types of batteries for Hybrid Electric Vehicles (HEV)
- To explain advantages of AI, the use of brushless DC motor and its control in electric vehicle.
- To explain the optimization techniques and control strategies for active magnetic bearing (AMB) system for electric vehicle.
- To explain the modelling and analysis of power converters and hybrid energy storage system foe electric vehicles.

Module-1

IoT-Based Battery Management System for Hybrid Electric Vehicle: IoT Based Battery Management System (BMS) for Hybrid Electric Vehicles (HEV) : Introduction, Battery configuration, Types of batteries for HEV and Electric Vehicles (EV), Functional Blocks of Battery Management Systems, IoT based BMS.

Module-2

Brushless Direct Current Motor Drive Using Artificial Intelligence for Optimum Operation of the Electric Vehicle: Basics of Artificial Intelligence, Advantages of Artificial Intelligence in EV, Brushless DC Motor, Mathematical Representation Brushless DC Motor, Closed-Loop Model of BLDC Motor Drive, PID Controller, Fuzzy Control, Auto-Tuning Type Fuzzy PID Controller, Genetic Algorithm, Artificial Neural Network-Based Controller, BLDC Motor Speed Controller with ANN Based PID Controller, Analysis of Different Speed Controllers.

Module-3

Optimization Techniques Used in Active Magnetic Bearing System for Electric Vehicles : Basic Components of an Active Magnetic Bearing (AMB), Active Magnetic Bearing in Electric Vehicles System, Control Strategies for AMB in EVs.

Module-4

Small-Signal Modeling Analysis of Three-Phase Power Converters for EV Applications : Introduction, Overall System Modeling, Mathematical Modeling and Analysis of Small Signal Modeling.

Module-5

Energy Management of Hybrid Energy Storage System (HESS) in PHEV With Various Driving Mode: Introduction, Problem Description, and Formulation, Modeling of HESS and its Analysis.

Course Outcomes: At the end of the course the student will be able to:

- Discuss IoT Based Battery Management System and type of batteries for EV and HEV.
- Explain AI Based BLDC drive for optimum operation of EV.
- Explain Active Magnetic Bearing system for EVs.
- Model and analyse three phase converters for EV applications.
- Model and analyse Energy Management of HESS in PHEV.

Question paper pattern:

- The question paper will have ten full questions carrying equal marks.
- Each full question will be for 20 marks.
- There will be two full questions (with a maximum of four sub- questions) from each module.
- Each full question will have sub- question covering all the topics under a module.
- The students will have to answer five full questions, selecting one full question from each module.

Sl No	Title of the Book	Name of the Author/s	Name of the Publisher	Edition and
Textbook				

1	Artificial Intelligent Techniques for Electric and Hybrid Electric Vehicles	Chitra A, P. Sanjeevikumar, and S. Himavathi	Wiley	2020

B. E. ELECTRICAL AND ELECTRONICS ENGINEERING
CHOICE BASED CREDIT SYSTEM (CBCS) AND OUTCOME BASED EDUCATION (OBE)
SEMESTER – VII

SMART GRID (PROFESSIONAL ELECTIVE)

Course Code	18EE744	CIE Marks	40
Teaching Hours/Week (L: T: P)	(3:0:0)	SEE Marks	60
Credits	03	Exam Hours	03

Course Learning Objectives:

- To understand the basic concept of smart grid, attributes of Smart Grid
- To describe the over view of the perfect power system configuration
- To know about DC power delivering systems ,data centres and information technology loads
- To educate the importance of Technology Alternatives in smart Grid
- To understand the Dynamic energy systems in Smart Grid
- To describe the overview of Demand side planning and evaluation.

Module-1

Introduction: Introduction to smart grid, electricity network, local energy networks, electric transportation, low carbon central generation, attributes of the smart grid.

Smart Grid to Evolve a Perfect Power System: Introduction, overview of the perfect power system configurations, device level power system, building integrated power systems, distributed power systems, fully integrated power system.

Module-2

DC Distribution and Smart Grid: AC Vs. DC sources, benefits of and drives of DC power delivery systems, powering equipment and appliances with DC, data centers and information technology loads, potential future work and research

Intelligrid Architecture for the Smart Grid: Introduction, launching intelligrid, intelligrid today, smart grid vision based on the intelligrid architecture.

Module-3

Dynamic Energy Systems Concept: Smart energy efficient end use devices, smart distributed energy resources, advanced whole building control systems, integrated communications architecture, energy management, role of technology in demand response, current limitations to dynamic energy management, distributed energy resources, overview of a dynamic energy management, key characteristics of smart devices, key characteristics of advanced whole building control systems, key characteristics of dynamic energy management system.

Module-4

Efficient Electric End Use Technology Alternatives: Existing technologies ,lighting, space conditioning, indoor air quality, domestic water heating, hyper efficient appliances, ductless residential heat pumps and air conditioners, variable refrigerant flow air conditioning, heat pump water heating, hyper efficient residential appliances, data center energy efficiency, LED street and area lighting, industrial motors and drives, equipment retrofit and replacement, process heating, cogeneration, thermal energy storage, industrial energy management programs, manufacturing process, electro -technologies, residential, commercial and industrial sectors.

Module-5

Demand side planning: Introduction, Selecting Alternatives, Issues Critical to the Demand-side Issues Critical to the Demand-side, The Utility Planning Process, Demand-side Activities, Alternatives that Are Most Beneficial.

Demand-Side Evaluation: Levels of Analysis. General Information Requirements, Context, Transferability, Data Requirement, Cost/Benefit Analysis, Program Interaction.

Course Outcomes: At the end of the course the student will be able to:

- Explain the concept of Smart grid enables the ElectricNet and need of smart grid.
- Outline the benefits and drivers of DC Power delivery system.
- Summarize the Intelligrid Architecture for the smart grid.
- Explain the Efficient Electric End-use Technology Alternatives.
- Discuss Demand side planning and Evaluation.

Question paper pattern:

- The question paper will have ten full questions carrying equal marks.
- Each full question will be for 20 marks.
- There will be two full questions (with a maximum of four sub- questions) from each module.
- Each full question will have sub- question covering all the topics under a module.
- The students will have to answer five full questions, selecting one full question from each module.

Sl No	Title of the Book	Name of the Author/s	Name of the Publisher	Edition and Year
Textbook				
1	The Smart Grid, Enabling Energy Efficiency and Demand Side Response	Clark W Gellings	CRC Press,	3rd Edition, 2013
Reference Books				
1	Smart Grid :Technology and Applications	Janaka Ekanayake et al	Wiley	2012
2	Smart Grid :Fundamentals of Design and Analysis	James Momoh	Wiley IEEE Press	2012

B. E. ELECTRICAL AND ELECTRONICS ENGINEERING
CHOICE BASED CREDIT SYSTEM (CBCS) AND OUTCOME BASED EDUCATION (OBE)
SEMESTER – VII

ARTIFICIAL NEURAL NETWORK WITH APPLICATIONS TO POWER SYSTEMS
(PROFESSIONAL ELECTIVE)

Course Code	18EE745	CIE Marks	40
Teaching Hours/Week (L:T:P)	(3:0:0)	SEE Marks	60
Credits	03	Exam Hours	03

Course Learning Objectives:

- To understand the fundamental concepts and models of Artificial Neural Systems.
- To understand neural processing, learning and adaptation, Neural Network learning rules.
- Ability to analyze multilayer feed forward networks.
- Ability to develop various ancillary techniques applied to power system and control of power systems.

Module-1

Fundamental Concepts and Models of Artificial Neural Systems

Biological Neurons and their artificial models – Biological Neuron, McCulloch-Pitts Neuron Model, Neuron modeling for Artificial neural systems. Models for Artificial Neural Networks – Feed forward Network, Feedback network.

Module-2

Neural Processing, Learning and Adaptation, Neural Network Learning Rules

Neural Processing. Learning and Adaptation – Learning as Approximation or Equilibria Encoding, Supervised and Unsupervised Learning. Neural Network Learning Rules – Hebbian Learning Rule, Perceptron Learning Rule, Delta Learning Rule, Widrow-Hoff Learning Rule, Correlation Learning Rule, Winner-Take-All Learning Rule, Outstar Learning Rule, Summary of Learning Rules.

Module-3

Multilayer Feedforward Networks

Feedforward Recall and Error Back-Propagation Training – Feedforward Recall, Error Back-Propagation Training, Training Errors and Multilayer Feedforward Networks as Universal Approximators (Excluding Examples). Learning Factors – Initial Weights, Cumulative Weight Adjustment versus Incremental Updating, Steepness of the Activation Function, Learning Constant, Momentum Method, Network Architectures Versus Data Representation, Necessary Number of Hidden Neurons.

Module-4

Neural Network and its Ancillary Techniques as Applied to Power Systems

Introduction, Learning versus Memorization, Determining the Best Net Size, Network Saturation, Feature Extraction, Inversion of Neural Networks, Alternative Training Method: Genetic Based Neural Network, Fuzzified Neural Network.

Module-5

Control of Power Systems

Introduction, Background, Neural Network Architectures for modeling and control, Supervised Neural Network Structures, Diagonal Recurrent Neural Network based Control System, Convergence and Stability.

Course Outcomes: At the end of the course the student will be able to:

- Develop Neural Network and apply elementary information processing tasks that neural network can solve.
- Develop Neural Network and apply powerful, useful learning techniques.
- Develop and Analyze multilayer feed forward network for mapping provided through the first network layer and error back propagation algorithm.
- Analyze and apply algorithmic type problems to tackle problems for which algorithms are not available.
- Develop and Analyze supervised/unsupervised, learning modes of Neural Network for different applications.

Question paper pattern:

- The question paper will have ten full questions carrying equal marks.
- Each full question will be for 20 marks.
- There will be two full questions (with a maximum of four sub- questions) from each module.

- Each full question will have sub- question covering all the topics under a module.
- The students will have to answer five full questions, selecting one full question from each module.

Sl No	Title of the Book	Name of the Author/s	Name of the Publisher	Edition and Year
Textbooks				
1	Introduction to Artificial Neural Systems.	Jacek M. Zurada	JAICO Publishing House	2006
2	Artificial Neural Networks with Applications to Power Systems	Edited by – Mohamed El – Sharkawi and Dagmar Niebur	IEEE, Inc.	1996

B. E. ELECTRICAL AND ELECTRONICS ENGINEERING
CHOICE BASED CREDIT SYSTEM (CBCS) AND OUTCOME BASED EDUCATION (OBE)
SEMESTER – VII

CARBON CAPTURE AND STORAGE (OPEN ELECTIVE)

Course Code	18EE751	CIE Marks	40
Teaching Hours/Week (L:T:P)	3:0:0	SEE Marks	60
Credits	03	Exam Hours	03

Module-1

Introduction: The carbon cycle, Mitigating growth of the atmospheric carbon inventory, The process of technology innovation.

Overview of carbon capture and storage: Carbon capture, Carbon storage.

Power generation fundamentals: Physical and chemical fundamentals, Fossil-fueled power plant, Combined cycle power generation, Future developments in power-generation technology.

Module-2

Carbon capture from power generation: Introduction, Precombustion capture, Postcombustion capture, Oxyfuel combustion capture, Chemical looping capture systems, Capture-ready and retrofit power plant, Approaches to zero-emission power generation.

Carbon capture from industrial processes: Cement production, Steel production, Oil refining, Natural gas processing.

Absorption capture systems: Chemical and physical fundamentals, Absorption applications in post-combustion capture, Absorption technology RD and D status.

Module-3

Adsorption capture systems: Physical and chemical fundamentals, Adsorption process applications, Adsorption technology RD and D status.

Membrane separation systems: Physical and chemical fundamentals, Membrane configuration and preparation and module construction, Membrane technology RD and D status, Membrane applications in pre-combustion capture, Membrane and molecular sieve applications in oxyfuel combustion, Membrane applications in postcombustion CO_2 separation, Membrane applications in natural gas processing.

Module-4

Cryogenic and distillation systems: Physical Fundamentals, Distillation column configuration and operation, Cryogenic oxygen production for oxyfuel combustion, Ryan–Holmes process for CO_2 –CH_4 separation, RDand D in cryogenic and distillation technologies.

Mineral carbonation: Physical and chemical fundamentals, Current state of technology development, Demonstration and deployment outlook.

Geological storage: Introduction, Geological and engineering fundamentals, Enhanced oil recovery, Saline aquifer storage, Other geological storage options.

Module-5

Ocean storage: Introduction, Physical, chemical, and biological fundamentals, Direct CO_2 injection, Chemical sequestration, Biological sequestration.

Storage in terrestrial ecosystems: Introduction, Biological and chemical fundamentals, Terrestrial carbon storage options, Full GHG accounting for terrestrial storage, Current R&D focus in terrestrial storage.

Other sequestration and use options: Enhanced industrial usage, Algal biofuel production.

Carbon dioxide transportation: Pipeline transportation, Marine transportation.

Course outcomes:

At the end of the course the student will be able to:

- Discuss the impacts of climate change and the measures that can be taken to reduce emissions.
- Discuss carbon capture and carbon storage.
- Explain the fundamentals of power generation.
- Explain methods of carbon capture from power generation and industrial processes.
- Explain different carbon storage methods: storage in coal seams, depleted gas reservoirs and saline formations.

Question paper pattern:
The SEE question paper will be set for 100 marks and the marks scored will be proportionately reduced to 60.

- The question paper will have ten full questions carrying equal marks.
- Each full question is for 20 marks.
- There will be two full questions (with a maximum of four sub questions) from each module.
- Each full question will have sub question covering all the topics under a module.
- The students will have to answer five full questions, selecting one full question from each module.

Textbook

1. Carbon Capture and Storage, Stephen A. Rackley, Elsevier, 2010.

B. E. ELECTRICAL AND ELECTRONICS ENGINEERING
CHOICE BASED CREDIT SYSTEM (CBCS) AND OUTCOME BASED EDUCATION (OBE)
SEMESTER – VII

ELECTRIC VEHICLES (OPEN ELECTIVE)

Course Code	18EE752	CIE Marks	40
Teaching Hours/Week (L:T:P)	(3:0:0)	SEE Marks	60
Credits	03	Exam Hours	03

Course objectives:

- To Understand the fundamental laws and vehicle mechanics.
- To Understand working of Electric Vehicles and recent trends.
- Ability to analyze different power converter topology used for electric vehicle application.
- Ability to develop the electric propulsion unit and its control for application of electric vehicles.

Module-1

Vehicle Mechanics: Roadway Fundamentals, Laws of Motion, Vehicle Kinetics, Dynamics of Vehicle Motion, Propulsion Power, Force-Velocity Characteristics, Maximum Gradability, Velocity and Acceleration, Constant FTR, Level Road, Velocity Profile, Distance Traversed, Tractive Power, Energy Required, Nonconstant FTR, General Acceleration, Propulsion System Design.

Module-2

Electric and Hybrid Electric Vehicles: Configuration of Electric Vehicles, Performance of Electric Vehicles, Traction motor characteristics, Tractive effort and Transmission requirement, Vehicle performance, Tractive effort in normal driving, Energy consumption Concept of Hybrid Electric Drive Trains, Architecture of Hybrid Electric Drive Trains, Series Hybrid Electric Drive Trains, Parallel hybrid electric drive trains.

Module-3

Energy storage for EV and HEV: Energy storage requirements, Battery parameters, Types of Batteries, Modelling of Battery, Fuel Cell basic principle and operation, Types of Fuel Cells, PEMFC and its operation, Modelling of PEMFC, Supercapacitors.

Module-4

Electric Propulsion:
EV consideration, DC motor drives and speed control, Induction motor drives, Permanent Magnet Motor Drives, Switch Reluctance Motor Drive for Electric Vehicles, Configuration and control of Drives.

Module-5

Design of Electric and Hybrid Electric Vehicles: Series Hybrid Electric Drive Train Design: Operating patterns, control strategies, Sizing of major components, power rating of traction motor, power rating of engine/generator, design of PPS Parallel Hybrid Electric Drive Train Design: Control strategies of parallel hybrid drive train, design of engine power capacity, design of electric motor drive capacity, transmission design, energy storage design.

Course outcomes:
At the end of the course the student will be able to:

- Explain the roadway fundamentals, laws of motion, vehicle mechanics and propulsion system design.
- Explain the working of electric vehicles and hybrid electric vehicles in recent trends.
- Model batteries, Fuel cells, PEMFC and super capacitors.
- Analyze DC and AC drive topologies used for electric vehicle application.
- Develop the electric propulsion unit and its control for application of electric vehicles.

Question paper pattern:

- The question paper will have ten full questions carrying equal marks.
- Each full question will be for 20 marks.
- There will be two full questions (with a maximum of four sub- questions) from each module.
- Each full question will have sub- question covering all the topics under a module.
- The students will have to answer five full questions, selecting one full question from each module.

Sl No	Title of the Book	Name of the Author/s	Name of the Publisher	Edition and Year
Textbooks				
1	Electric and Hybrid Vehicles: Design Fundamentals	Iqbal Husain	CRC Press	2003
2	Modern Electric, Hybrid Electric, and Fuel Cell Vehicles: Fundamentals, Theory, and Design	M. Ehsani, Y. Gao, S.Gay and Ali Emadi	CRC Press	2005
Reference Books				
1	Energy Management Strategies for Electric and Plug-in Hybrid Electric Vehicles	Sheldon S. Williamson	Springer	2013
2	Modern Electric Vehicle Technology	C.C. Chan and K.T. Chau	OXFORD University	2001
	Hybrid Electric Vehicles Principles And Applications With Practical Perspectives	Chris Mi, M. Abul Masrur, David Wenzhong Gao	Wiley Publication	2011

B. E. ELECTRICAL AND ELECTRONICS ENGINEERING
CHOICE BASED CREDIT SYSTEM (CBCS) AND OUTCOME BASED EDUCATION (OBE)
SEMESTER – VII

DISASTERS MANAGEMENT (OPEN ELECTIVE)

Course Code	18EE753	CIE Marks	40
Teaching Hours/Week (L:T:P)	(3:0:0)	SEE Marks	60
Credits	03	Exam Hours	03

Course Learning Objectives:

- To explain disaster management, its planning, occurrence of cyclones and their hazard potential
- To explain the role of IMD, cyclone prediction and cyclone warning system in India
- To explain the role of different institutions, defence and other services in natural disaster management.
- To explain the role of Central Water Commission in river water sharing, Draught, its assessment and draught management plan
- To explain reasons for the occurrence of earth quake, Tsunamis and thunderstorms.

Module-1

Disaster Management Plan (DMP): - General.
Cyclones and their Hazard Potential: Classification of Low-Pressure Systems, Statistics of Cyclonic Storms Over Indian Seas, Movement of Cyclqnes in Indian Seas, Storm Surges.

Module-2

India Meteorological Department and Cyclone Warnings in India: Hazard Potential of Cyclonic Storms, Cyclone Prediction and Dissemination of Warnings, Dissemination of Cyclone Warnings, Cydone Warnings through INSAT, Port Warnings with Day and Night hoisting Sib'Tlals.
Cyclones Disaster Management – Plan: Hazard Potentials Associated with Cyclones, Vulnerability Reduction, Early Warning.

Module-3

Action Plan for Cyclone Disaster Management.
Role of Different Institutions in Natural Disaster Management: Role of Zilla Parishad, Role of PRA Groups in Disaster Management, Role of NGOs, Self Help Groups in Disaster Management, Role of Red Cross in Disaster Management.
The Role of Defence and other Services in Disaster Management: Role of Air Force in Disaster Management, Role of Medical and Health Department in Cyclone disaster management, National Disaster Response Force (NDRF), Role of Remote Sensing in Disaster Management, Role of Broadcast, Educational Media in disaster management.

Module-4

4Floods: Water Wealth of India, Definition of Flood, Role of Central Water Commission, Monsoons, Flood Warning Signals and Precautionary Actions, Water Purification Technologies in Flood Affected Areas.
Drought: Meteorological Drought, Breaks in the Monsoon, Drought Management Plan, Drought Years for Different Met Subdivision of India, Drought Assesment, Drought Parameters, Role of Banking, Insurance, Microfinance in drought mitigation, Drought Monitoring, Drought Research Unit (IMD), Rainwater harvesting.

Module-5

Earth quakes: Interior Structure of the Earth, Plate Techtonics, Seismcity of India, Earthquake Forecast and disaster management, Tsunamis, Landslides and Avalanches, Volcanoes.
Hazards associated with Convective Clouds: Climatology of World Thunderstorms, Lightning, Some Effects of Electric Shock, Favours and Frownings of Thunderstorms, Hailstorms, Tornadoes, Waterspouts, Dust-Devils, Nowcasting, Summer Thunderstorms over India, Cold Waves and Heat Waves - Cold Waves in India, Heat Waves in India.

Course Outcomes: At the end of the course the student will be able to:

- Discuss disaster management plan, cyclones and their hazard potential
- Understand the role of IMD and cyclone prediction and cyclone warning system in India
- Understand the role of different institutions defence and other services in natural disaster management.
- Understand the role of Central Water Commission in river water sharing, Draught, its assessment and draught management plan

- Understand occurrence of earth quake, Tsunamis and thunderstorms.

Question paper pattern:

- The question paper will have ten full questions carrying equal marks.
- Each full question will be for 20 marks.
- There will be two full questions (with a maximum of four sub- questions) from each module.
- Each full question will have sub- question covering all the topics under a module.
- The students will have to answer five full questions, selecting one full question from each module.

Sl No	Title of the Book	Name of the Author/s	Name of the Publisher	Edition and
Textbook				
1	Earth and Atmospheric Disasters Management Natural and Man-made	Navale Pandharinath, C. K. Rajan,	BS Publications	2009

B. E. ELECTRICAL AND ELECTRONICS ENGINEERING
CHOICE BASED CREDIT SYSTEM (CBCS) AND OUTCOME BASED EDUCATION (OBE)
SEMESTER – VII

ELECTRICAL ENERGY CONSERVATION AND AUDITING (OPEN ELECTIVE)

Course Code	18EE754	CIE Marks	40
Teaching Hours/Week (L:T:P)	(3:0:0)	SEE Marks	60
Credits	03	Exam Hours	03

Course objectives:

- Understand the current energy scenario and importance of energy conservation.
- Understand the methods of improving energy efficiency in different electrical systems.
- Realize energy auditing.
- Explain about various pillars of electricity market design.
- To explain the scope of demand side management, its concept and implementation issues and strategies.

Module-1

Energy Scenario: Commercial and Non-commercial energy, primary energy resources, commercial energy production, final energy consumption, energy needs of growing economy, long term energy scenario, energy pricing, energy sector reforms, energy and environment, energy security, energy conservation and its importance, restructuring of the energy supply sector, energy strategy for the future, air pollution, climate change. Energy Conservation Act-2001 and its features.

Module-2

Energy Efficiency in Electrical Systems: Electricity billing, Electrical load management and maximum demand Control, Maximum demand controllers; Power factor improvement, Automatic power factor controllers, efficient operation of transformers, energy efficient motors, Soft starters, Variable speed drives; Performance evaluation of fans and pumps, Flow control strategies and energy conservation opportunities in fans and pumps, Electronic ballast, Energy efficient lighting and measures of energy efficiency in lighting system.

Module-3

Energy auditing: Introduction, Elements of energy audits, different types of audit, energy use profiles, measurements in energy audits, presentation of energy audit results.

Module-4

Electricity vis-à-vis Other Commodities: Distinguishing features of electricity as a commodity, Four pillars of market design: Imbalance, Scheduling and Dispatch, Congestion Management, Ancillary Services. Framework of Indian power sector and introduction to the availability based tariff (ABT).

Module-5

Energy Audit Applied to Buildings: Energy – Saving Measures in New Buildings, Water Audit, Method of Audit, General Energy – Savings Tips Applicable to New as well as Existing Buildings.
Demand side Management: Scope of DSM, Evolution of DSM concept, DSM planning and Implementation, Load management as a DSM strategy, Applications of Load Control, End use energy conservation, Tariff options for DSM.

Course outcomes:

At the end of the course the student will be able to:

- Analyze about energy scenario nationwide and worldwide , also outline Energy Conservation Act and its features.
- Discuss load management techniques and energy efficiency.
- Understand the need of energy audit and energy audit methodology.
- Understand various pillars of electricity market design.
- Conduct energy audit of electrical systems and buildings.
- Show an understanding of demand side management and energy conservation.

Question paper pattern:

- The question paper will have ten full questions carrying equal marks.
- Each full question will be for 20 marks.
- There will be two full questions (with a maximum of four sub- questions) from each module.
- Each full question will have sub- question covering all the topics under a module.
- The students will have to answer five full questions, selecting one full question from each module.

Sl No	Title of the Book	Name of the Author/s	Name of the Publisher
Textbookss			
1	Energy Management Handbook	W.C. Turner	John Wiley and Sons
2	Energy Efficient Electric Motors and Applications	H.E. Jordan	Plenum Pub. Corp
3	Energy Management	W. R. Murphy, G. Mckay	Butterworths
Reference Books			
1	Energy Science Principles, Technologies and Impact	J. Andrews, N. Jelley	Oxford University Press.
2	Market operations in power systems: Forecasting, Scheduling, and Risk Management	Shahedepour M.,Yamin H., Zuyi Li.	John Wiely & Sons, New York
3	Energy Conservation	Diwan, P.	Pentagon Press (2008)

B. E. ELECTRICAL AND ELECTRONICS ENGINEERING
Choice Based Credit System (CBCS) and Outcome Based Education (OBE)
SEMESTER – VII

POWER SYSTEM SIMULATION LABORATORY

Course Code	**18EEL76**	CIE Marks	40
Number of Practical Hours/Week(L:T:P)	0:2:2	SEE Marks	60
Credits	02	Exam Hours	03

Course Learning Objectives:

To explain the use of standard software package:
(Ex: MATLAB/C or C ++/Scilab/ Octave/Python software)

- To assess the performance of medium and long transmission lines.
- To obtain the power angle characteristics of salient and non- salient pole alternator.
- To study transient stability of radial power systems under three phase fault conditions.
- To develop admittance and impedance matrices of interconnected power systems.
- To explain the use of suitable standard software package.
- To solve power flow problem for simple power systems.
- To perform fault studies for simple radial power systems.
- To study optimal generation scheduling problems for thermal power plants.

Sl. No.		Experiments
1	**Use of Standard Simulation Software Package**	Formation for symmetric π /T configuration for Verification of Determination of Efficiency and Regulation.
2		Determination of Power Angle Diagrams, Reluctance Power, Excitation, EMF and Regulation for Salient and Non-Salient Pole Synchronous Machines.
3		To obtain Swing Curve and to Determine Critical Clearing Time, Regulation, Inertia Constant/Line Parameters /Fault Location/Clearing Time/Pre-Fault Electrical Output for a Single Machine connected to Infinite Bus through a Pair of identical Transmission Lines Under 3-Phase Fault On One of the two Lines.
4		Y Bus Formation for Power Systems with and without Mutual Coupling, by Singular
5		Formation of Z Bus(without mutual coupling) using Z-Bus Building Algorithm.
6		Determination of Bus Currents, Bus Power and Line Flow for a Specified System Voltage
7		Formation of Jacobian for a System not Exceeding 4 Buses in Polar Coordinates.
8		Load Flow Analysis using Gauss Siedel Method, NR Method and Fast Decoupled Method for Both PQ and PV Buses.
9		To Determine Fault Currents and Voltages in a Single Transmission Line System with
10		Optimal Generation Scheduling for Thermal power plants by simulation.

Course Outcomes: At the end of the course the student will be able to:

- Develop a program in suitable package to assess the performance of medium and long transmission lines.
- Develop a program in suitable package to obtain the power angle characteristics of salient and non-salient pole alternator.
- Develop a program in suitable package to assess the transient stability under three phase fault at different locations in a of radial power systems.
- Develop programs in suitable package to formulate bus admittance and bus impedance matrices of interconnected power systems.
- Use suitable package to solve power flow problem for simple power systems.
- Use suitable package to study unsymmetrical faults at different locations in radial power systems
- Use of suitable package to study optimal generation scheduling problems for thermal power plants.

Conduct of Practical Examination:

1. All laboratory experiments are to be included for practical examination.
2. Breakup of marks and the instructions printed on the cover page of answer script to be strictly adhered by the examiners.
3. Students can pick one experiment from the questions lot prepared by the examiners.
4. Change of experiment is allowed only once and 15% Marks allotted to the procedure part to be made zero. ■

B. E. ELECTRICAL AND ELECTRONICS ENGINEERING
Choice Based Credit System (CBCS) and Outcome Based Education (OBE)
SEMESTER – VII

RELAY AND HIGH VOLTAGE LABORATORY

Course Code	**18EEL77**	CIE Marks	40
Number of Practical Hours/Week	0:2:2	SEE Marks	60
Credits	02	Exam Hours	03

Course Learning Objectives:

- To conduct experiments to verify the characteristics of over current, over voltage, under voltage relays both electromagnetic and static type.
- To verify the operation of negative sequence relay.
- To conduct experiments to verify the characteristics of microprocessor based over current, over voltage, under voltage relays and distance relay.
- To conduct experiments on generator, motor and feeder protection.
- To conduct experiments to study the spark over characteristics for both uniform and non-uniform configurations using High AC and DC voltages.
- To measure high AC and DC voltages
- To experimentally measure the breakdown strength of transformer oil**.**
- To experimentally measure the capacitance of different electrode configuration models using
- Electrolytic Tank. To generate standard lightning impulse voltage and determine efficiency, energy of impulse generator and 50% probability flashover voltage for air insulation. ■

Sl. NO		**Experiments**
Total of Six experiments are to be conducted by selecting Two experiments from each Part – A, Part – B and Part – C. Five out of six experiments are to be conducted under Part – D.		
1	**Part - A**	Over Current Relay: (a)Inverse Definite Minimum Time(IDMT)Non-Directional Characteristics (b) Directional Features (c) IDMT Directional.
2		IDMT Characteristics of Over Voltage or Under Voltage Relay (Solid State or Electromechanical type).
3		Operation of Negative Sequence Relay.
4	**Part - B**	Operating Characteristics of Microprocessor Based (Numeric) Over –Current Relay.
5		Operating Characteristics of Microprocessor Based (Numeric) Distance Relay.
6		Operating Characteristics of Microprocessor Based (Numeric) Over/Under Voltage
7	**Part - C**	Generation Protection: Merz Price Scheme.
8		Feeder Protection against Faults.
9		Motor Protection against Faults.
10	**Part - D**	Spark Over Characteristics of Air subjected to High Voltage AC with Spark Voltage Corrected to Standard Temperature and Pressure for Uniform [as per IS1876: 2005]and Non-uniform [as per IS2071(Part 1) : 1993] Configurations: Sphere – Sphere, Point –Plane,
11		Spark Over Characteristics of Air subjected to High voltage DC.
12		Measurement of HVAC and HVDC using Standard Spheres as per IS 1876 :2005
13		Measurement of Breakdown Strength of Transformer Oil as per IS 1876 :2005
14		Field Mapping using Electrolytic Tank for any one of the following Models: Cable/ Capacitor/
15		(a) Generation of standard lightning impulse voltage and to determine efficiency and energy of impulse generator. (b) To determine 50% probability flashover voltage for air insulation subjected to impulse voltage.

Course Outcomes: At the end of the course the student will be able to:

- Verify the characteristics of over current, over voltage, under voltage and negative sequence relay both electromagnetic and static type.
- Verify the characteristics of microprocessor based over current, over voltage, under voltage relays and distance relay.
- Show knowledge of protecting generator, motor and feeders.
- Analyze the spark over characteristics for both uniform and non-uniform configurations using High A and DC voltages.
- Measure high AC and DC voltages and breakdown strength of transformer oil**.**
- Draw electric field and measure the capacitance of different electrode configuration models.
- Show knowledge of generating standard lightning impulse voltage to determine efficiency, energy of impulse generator and 50% probability flashover voltage for air insulation. ■

Conduct of Practical Examination:

1. All laboratory experiments are to be included for practical examination.
2. Breakup of marks and the instructions printed on the cover page of answer script to be strictly adhered by the examiners.
3. Students can pick one experiment from the questions lot prepared by the examiners.
4. Change of experiment is allowed only once and 15% Marks allotted to the procedure part to be made zero. ■

B. E. ELECTRICAL AND ELECTRONICS ENGINEERING
Choice Based Credit System (CBCS) and Outcome Based Education (OBE)
SEMESTER – VII

PROJECT PHASE – I

Course Code	**18EEP78**	CIE Marks	100
Number of Practical Hours/Week	0:0:2	Exam Hours	--
Credits	1	Exam Marks	--

Course Learning Objectives:

- Support independent learning.
- Guide to select and utilize adequate information from varied resources maintaining ethics.
- Guide to organize the work in the appropriate manner and present information (acknowledging the sources) clearly.
- Develop interactive, communication, organization, time management, and presentation skills.
- Impart flexibility and adaptability.
- Inspire independent and team working.
- Expand intellectual capacity, credibility, judgment, intuition.
- Adhere to punctuality, setting and meeting deadlines.
- Instil responsibilities to oneself and others.
- Train students to present the topic of project work in a seminar without any fear, face audience confidently, enhance communication skill, involve in group discussion to present and exchange ideas.

Project Phase-1 Students in consultation with the guide/s shall carry out literature survey/ visit industries to finalize the topic of the Project. Subsequently, the students shall collect the material required for the selected project, prepare synopsis and narrate the methodology to carry out the project work

Course Outcomes: At the end of the course the student will be able to:

- Demonstrate a sound technical knowledge of their selected project topic.
- Undertake problem identification, formulation and solution.
- Design engineering solutions to complex problems utilizing a systems approach.
- Communicate with engineers and the community at large in written an oral forms.

Continuous Internal Evaluation

CIE marks for the project phase I 100 marks.

i. Report 50 marks
ii. Partial result and presentation 50 marks

Marks shall be awarded (based on the quality of report and presentation skill, participation in the question and answer session by the student) by the committee constituted for the purpose by the Head of the Department. The committee shall consist of three faculty from the department with the senior most acting as the Chairman.

VIII SEMESTER DETAILED SYLLABUS

B. E. ELECTRICAL AND ELECTRONICS ENGINEERING
Choice Based Credit System (CBCS) and Outcome Based Education (OBE)
SEMESTER – VIII

POWER SYSTEM OPERATION AND CONTROL(Core Course)

Course Code	**18EE81**	CIE Marks	40
Number of Lecture Hours/Week	3:0:0	SEE Marks	60
Credits	03	Exam Hours	03

Course Learning Objectives:

- To describe various levels of controls in power systems and the vulnerability of the system.
- To explain components, architecture and configuration of SCADA.
- To explain basic generator control loops, functions of Automatic generation control, speed governors and mathematical models of Automatic Load Frequency Control
- To explain automatic generation control, voltage and reactive power control in an interconnected power system.
- To explain reliability and contingency analysis, state estimation and related issues.

Module-1

Introduction: Operating States of Power System, Objectives of Control, Key Concepts of Reliable Operation, Preventive and Emergency Controls, Energy Management Centers. R1

Supervisory Control and Data acquisition (SCADA): Introduction, components, application in Power System, basic functions and advantages. Building blocks of SCADA system, components of RTU, communication subsystem, IED functional block diagram. R2

Classification of SCADA system: Single master–single remote; Single master–multiple RTU; Multiple master–multiple RTUs; and Single master, multiple submaster, multiple remote. R2

Module-2

Automatic Generation Control (AGC): Introduction, Schematic diagram of load frequency and excitation voltage regulators of turbo generators, Load frequency control (Single area case), Turbine speed governing system, Model of speed governing system, Turbine model, Generator load model, Complete block diagram of representation of load frequency control of an isolated power system, Steady state analysis, Control area concept, Proportional plus Integral Controller. T1

Module-3

Automatic Generation Control in Interconnected Power system: Two area load frequency control, Optimal (Two area) load frequency control by state variable, Automatic voltage control, Load frequency control with generation rate constraints (GRCs), Speed governor dead band and its effect on AGC, Digital LF Controllers, Decentralized control. T1

Module-4

Control of Voltage and Reactive Power: Introduction, Generation and absorption of reactive power, Relation between voltage, power and reactive power at a node, Methods of voltage control: i. Injection of reactive power, Shunt capacitors and reactors, Series capacitors, Synchronous compensators, Series injection. ii Tap changing transformers. Combined use of tap changing transformers and reactive power injection, Booster transformers, Phase shift transformers, Voltage collapse. T3

Module-5

Power System Security: Introduction, Factors affecting power system security, Contingency Analysis, Linear Sensitivity Factors, AC power flow methods, Contingency Selection and Ranking. T2

State estimation of Power Systems: Introduction, Linear Least Square Estimation. T2

Course Outcomes: At the end of the course the student will be able to:

- Describe various levels of controls in power systems, architecture and configuration of SCADA.
- Develop and analyze mathematical models of Automatic Load Frequency Control.
- Develop mathematical model of Automatic Generation Control in Interconnected Power system
- Discuss the Control of Voltage , Reactive Power and Voltage collapse.
- Explain security, contingency analysis, state estimation of power systems.

Question paper pattern:

- The question paper will have ten questions.
- Each full question is for 20 marks.
- There will be 2 full questions (with a maximum of three sub questions in one full question) from each module.
- Each full question with sub questions will cover the contents under a module.
- Students will have to answer 5 full questions, selecting one full question from each module.

Text Book

1	Modern Power System Analysis	D. P. Kothari	McGraw Hill	4th Edition, 2011
2	Power Generation Operation and Control	Allen J Wood etal	Wiley	2nd Edition,2003
3	Electric Power Systems	B M Weedy, B J	Wiley	4th Edition, 2012

Reference Books

1	Computer-Aided Power System Analysis	G. L. Kusic	CRC Press	2nd Edition.2010
2	Power System SCADA and Smart Grid	Mini S Thom and John D. McDonald	CRC Press	2015
3	Power System Stability and Control	Kundur	McGraw Hill	8th Reprint, 2009

B. E. ELECTRICAL AND ELECTRONICS ENGINEERING
CHOICE BASED CREDIT SYSTEM (CBCS) AND OUTCOME BASED EDUCATION (OBE)
SEMESTER – VIII

FACTS AND HVDC TRANSMISSION (PROFESSIONAL ELECTIVE)

Course Code	18EE821	CIE Marks	40
Teaching Hours/Week (L:T:P)	(3:0:0)	SEE Marks	60
Credits	03	Exam Hours	03

Course Learning Objectives:

- To discuss transmission interconnections, flow of Power in an AC System, limits of the loading capability, dynamic stability considerations of a transmission interconnection and controllable parameters.
- To explain the basic concepts, definitions of flexible ac transmission systems and benefits from FACTS technology.
- To describe shunt controllers, Static Var Compensator and Static Compensator for injecting reactive power in the transmission system in enhancing the controllability and power transfer capability.
- To describe series Controllers Thyristor-Controlled Series Capacitor (TCSC) and the Static Synchronous Series Compensator (SSSC) for control of the transmission line current.
- To explain advantages of HVDC power transmission, overview and organization of HVDC system.
- To describe the basic components of a converter, the methods for compensating the reactive power demanded by the converter.
- Explain converter control for HVDC systems, commutation failure, control functions.

Module-1

FACTS Concept and General System Considerations: Transmission Interconnections, Flow of Power in an AC System, What Limits the Loading Capability? Power Flow and Dynamic Stability Considerations of a Transmission Interconnection, Relative Importance of Controllable Parameters, Basic Types of FACTS Controllers, Brief Description and Definitions of FACTS Controllers, Checklist of Possible Benefits from FACTS Technology, In Perspective: HVDC or FACTS.

Module-2

Static Shunt Compensators: Objectives of Shunt Compensation - Midpoint Voltage Regulation for Line Segmentation, End of Line Voltage Support to Prevent Voltage Instability, Improvement of Transient Stability. Methods of Controllable Var Generation –Thyristor controlled Reactor (TCR) and Thyristor Switched Reactor (TSR), Thyristor Switched Capacitor (TSC).Operation of Single Phase TSC – TSR. Switching Converter Type Var Generators, Basic Operating Principles, Basic Control Approaches.
Static VAR Compensators: SVC and STATCOM, the Regulation Slope. Comparison between STATCOM and SVC, V –I and V –Q Characteristics, Transient stability**,** Response Time.

Module-3

Static Series Compensators: Objectives of Series Compensation, Concept of Series Capacitive Compensation, Voltage Stability, Improvement of Transient Stability. GTO Thyristor-Controlled Series Capacitor, Thyristor-Switched Series Capacitor, Thyristor-Controlled Series Capacitor, The Static synchronous Series Compensator, Transmitted Power Versus Transmission Angle Characteristic.

Module-4

Development of HVDC Technology: Introduction, Advantages of HVDC Systems, HVDC System Costs, Overview and Organization of HVDC Systems, HVDC Characteristics and Economic Aspects.
Power Conversion: 3-Phase Converter, 3-Phase Full Bridge Converter, 12-Pulse Converter.

Module-5

Control of HVDC Converter and System: Converter Control for an HVDC System, Commutation Failure, HVDC Control and Design, HVDC Control Functions, Reactive Power and Voltage Stability.

Course Outcomes: At the end of the course the student will be able to:

- Discuss transmission interconnections, flow of Power in an AC System, limits of the loading capability, dynamic stability considerations of a transmission interconnection and controllable parameters.
- Explain the basic concepts, definitions of flexible ac transmission systems and benefits from FACTS technology.

• Describe shunt controllers, Static Var Compensator and Static Compensator for injecting reactive power in the transmission system in enhancing the controllability and power transfer capability.
• Describe series Controllers Thyristor-Controlled Series Capacitor (TCSC) and the Static Synchronous Series Compensator (SSSC) for control of the transmission line current.
• Explain advantages of HVDC power transmission, overview and organization of HVDC system.
• Describe the basic components of a converter, the methods for compensating the reactive power demanded by the converter.
• Explain converter control for HVDC systems, commutation failure, control.

Question paper pattern:

- The question paper will have ten full questions carrying equal marks.
- Each full question will be for 20 marks.
- There will be two full questions (with a maximum of four sub- questions) from each module.
- Each full question will have sub- question covering all the topics under a module.
- The students will have to answer five full questions, selecting one full question from each module.

Sl No	Title of the Book	Name of the Author/s	Name of the Publisher	Edition and Year
Textbooks				
1	Understanding FACTS: Concepts and Technology of Flexible AC Transmission Systems	Narain G Hingorani, Laszlo Gyugyi	Wiley	1st Edition, 2000
2	HVDC Transmission: Power Conversion Applications in Power Systems	Chan-Ki Kim et al	Wiley	1st Edition, 2009
Reference Books				
1	Thyristor Based FACTS Controllers for Electrical Transmission Systems	R. Mohan Mathur, Rajiv K. Varma	Wiley	1st Edition, 2002

B. E. ELECTRICAL AND ELECTRONICS ENGINEERING
CHOICE BASED CREDIT SYSTEM (CBCS) AND OUTCOME BASED EDUCATION (OBE)
SEMESTER – VIII

ELECTRICAL ESTIMATION AND COSTING (PROFESSIONAL ELECTIVE)

Course Code	18EE822	CIE Marks	40
Teaching Hours/Week (L:T:P)	(3:0:0)	SEE Marks	60
Credits	03	Exam Hours	03

Course Learning Objectives:

- To discuss the purpose of estimation and costing.
- To discuss market survey, estimates, purchase enquiries, tenders, comparative statement and payment of bills and Indian electricity act and some of the rules.
- To discuss distribution of energy in a building, wiring and methods of wiring, cables used in internal wiring, wiring accessories, fittings and fuses.
- To discuss design of lighting points and its number, total load, sub-circuits, size of conductor.
- To discuss different types of service mains and estimation of power circuits.
- To discuss estimation of overhead transmission and distribution system and its components.
- To discuss main components of a substation, their graphical representation and preparation of single line diagram of a substation.

Module-1

Principles of Estimation: Introduction to Estimation and Costing, Electrical Schedule, Catalogues, Market Survey and Source Selection, Recording of Estimates, Determination of Required Quantity of Material, Labour Conditions, Determination of Cost Material and Labour, Contingencies, Overhead Charges, Profit, Purchase System, Purchase Enquiry and Selection of Appropriate Purchase Mode, Comparative Statement, Purchase Orders, Payment Of Bills, Tender Form, General Idea about IE Rule, Indian Electricity(IE) Act and IE Rules -29,30,45,46,47,50,51,54,55,77 and79.

Module-2

Wiring: Introduction, Distribution of energy in a Building, PVC Casing and Capping, Conduit Wiring, Desirabilities of Wiring. Types of cables used in Internal Wiring, Multi Strand Cables, Voltage Grading and Specification of Cables.

Wiring (continued): Main Switch and Distribution Board, Conduits and its accessories and Fittings. Lighting Accessories and Fittings, Types of Fuses, Size of Fuse, Fuse Units, Earthing Conductor.

Internal Wiring: General rules for wiring, Design of Lighting Points (Refer to Seventh Chapter of the Text Book), Number of Points, Determination of Total Load, Number of Sub –Circuits, Ratings Main Switch and Distribution Board and Size of Conductor. Current Density, Layout.

Module-3

Service Mains: Introduction, Types, Estimation of Underground and Overhead Service Connections. Design and Estimation of Power Circuits: Introduction, Important Considerations Regarding Motor Installation Wiring, Input Power, Input Current to Motors, Rating of Cables, Rating of Fuse, Size of Condit, Distribution Board Main Switch and Starter.

Module-4

Estimation of Overhead Transmission and Distribution Lines: (Review of Line Supports, Conductor Materials, Size of Conductor for Overhead Transmission Line, Types of Insulators) [No Question Shall be Set From the Review Portion].

Cross Arms, Pole Brackets and Clamps, Guys and Stays, Conductors Configuration Spacing and Clearances, Span Lengths, Lightning Arrestors, Phase Plates, Danger Plates, Anti Climbing Devices, Bird Guards, Beads of Jumpers, Muffs, Points to be Considered at the Time of Erection of Overhead Lines, Erection of Supports, Setting of Stays, Fixing of Cross Arms, Fixing of Insulators, Conductor Erection. Repairing and Jointing of Conductors, Dead End Clamps, Positioning of Conductors and Attachment to Insulator s, Jumpers, Tee-Offs, Earthing of Transmission Lines, Guarding of Overhead Lines, Clearances of Conductor From Ground, Spacing Between Conductors, Important Specifications.

Module-5

Estimation of Substations: Main Electrical connection, Graphical Symbols for Various Types of Apparatus and Circuit Elements on Substation main Connection Diagram, Single Line Diagram of Typical Substations, Equipment for Substation, Substation Auxiliaries Supply, Substation Earthing.

Course Outcomes: At the end of the course the student will be able to:

- Discuss wiring methods, cables used, design of lighting points and sub-circuits, internal wiring, wiring accessories and fittings, fuses and types.
- Discuss estimation of service mains and power circuits.
- Discuss estimation of overhead transmission and distribution system its components.
- Discuss types of substation, main components and estimation of substation.

Question paper pattern:

- The question paper will have ten full questions carrying equal marks.
- Each full question will be for 20 marks.
- There will be two full questions (with a maximum of four sub- questions) from each module.
- Each full question will have sub- question covering all the topics under a module.
- The students will have to answer five full questions, selecting one full question from each module.

Sl No	Title of the Book	Name of the Author/s	Name of the Publisher	Edition and Year
Textbook				
1	A Course in Electrical Installation Estimating and Costing	J. B. Gupta	Katson Books	9th Edition, 2012

B. E. ELECTRICAL AND ELECTRONICS ENGINEERING
CHOICE BASED CREDIT SYSTEM (CBCS) AND OUTCOME BASED EDUCATION (OBE)
SEMESTER – VIII

BIG DATA ANALYTICS IN POWER SYSTEMS (PROFESSIONAL ELECTIVE)

Course Code	18EE823	CIE Marks	40
Teaching Hours/Week (L:T:P)	(3:0:0)	SEE Marks	60
Credits	03	Exam Hours	03

Course objectives:

- To define big data and to explain big data application and analytics to power systems.
- To explain the role of big data in smart grid communications and optimization of big data in electric power systems.
- To explain security methods for the infrastructure communication and data mining methods for theft detection in power systems.
- To explain the application of unit commitment method in the control of smart grid.
- To explain protection algorithm for transformer based on data pattern recognition.

Module-1

Introduction: Big Data, Future Power Systems.
Big Data Application and Analytics in a Large - Scale Power System: Introduction, General Applications of Big Data, Algorithms for Processing Big Data, Application of Big Data in Power Systems.

Module-2

Role of Big Data in Smart Grid Communications: Introduction, The Grid Modernization, The Grid Interconnection with the Internet of Things, Data Traffic Pattern in a Smart Grid Environment, The Massive Flow of Information in a Smart Scenario ,The Volume of Generated Data in a Smart Distribution System: A Case of Study.
Big Data Optimization in Electric Power Systems: Introduction, Background, Scientometric Analysis of Big Data, Big Data and Power Systems, Optimization Techniques Used in the Big Data Analysis.

Module-3

Security Methods for Critical Infrastructure Communications: Introduction, Effects of Successful Communication System Threats, General Communication System Operations, Industrial Control Networks and Operations, High-Level Communication System Threats, Cyber Threats and Security. **Data - Mining Methods for Electricity Theft Detection:** Introduction, Transmission and Distribution System Losses, Electricity Theft Methods, Data Mining and Electricity Theft, Issues and Directions in Electricity Theft-Related Data-Mining Research.

Module-4

Unit Commitment Control of Smart Grids: Introduction, Renewable Energy Resources, The Unit Commitment Problem, A Multi-agent Architecture, Illustrative Example.

Module-5

Transformer Differential Protection Algorithm Based on Data Pattern Recognition: Big Data and Power System Protection, Methods for Differential Protection Blocking, Principal Component Analysis, Curvilinear Component Analysis (CCA), PCA Applied to Discriminate Between Inrush and Fault, Currents in Transformers, Application of the CCA as a Base for a Differential Protection System Under Study, Results.

Course outcomes:

At the end of the course the student will be able to:

- Discuss role of big data and machine-learning methods applicable to power systems and in particular to Smart Grid communications.
- Discuss optimization methods which are suitable for big data models in power systems.
- Discuss various cyber security issues, electricity theft detection and mitigation that exist in IoT-enabled future power systems.
- Discuss renewable energy planning concerns associated with planned future power systems that have high renewable penetration.

Question paper pattern:

- The question paper will have ten full questions carrying equal marks.
- Each full question will be for 20 marks.
- There will be two full questions (with a maximum of four sub- questions) from each module.
- Each full question will have sub- question covering all the topics under a module.
- The students will have to answer five full questions, selecting one full question from each module.

Sl No	Title of the Book	Name of the Author/s	Name of the Publisher	Edition and Year
Textbook				
1	Big Data Analytics in Future Power Systems	Ahmed F. Zobaa and Trevor J. Bihl	CRC Press	2019.

B. E. ELECTRICAL AND ELECTRONICS ENGINEERING
CHOICE BASED CREDIT SYSTEM (CBCS) AND OUTCOME BASED EDUCATION (OBE)
SEMESTER – VIII

POWER SYSTEM PLANNING (PROFESSIONAL ELECTIVE)

Course Code	18EE824	CIE Marks	40
Teaching Hours/Week (L:T:P)	(3:0:0)	SEE Marks	60
Credits	03	Exam Hours	03

Course Learning Objectives:

• To discuss primary components of power system planning namely load furcating, evaluation of energy resources, provisions of electricity Act and Energy Conservation Act.
• To explain planning methodology for optimum power system expansion, various types of generation, transmission and distribution.
• To explain forecasting of anticipated future load requirements of both demand and energy by deterministic and statistical techniques using forecasting tools.
• To discuss methods to mobilize resources to meet the investment requirement for the power sector.
• To perform economic appraisal to allocate the resources efficiently and take proper investment decisions
• To discuss expansion of power generation and planning for system energy in the country
• To discuss evaluation of operating states of transmission system, their associated contingencies and determination of the stability of the system for worst case conditions
• To discuss principles of distribution planning, supply rules, network development and the system studies.
• To discuss reliability criteria for generation, transmission, distribution and reliability evaluation and analysis.
• To discuss grid reliability, voltage disturbances and their remedies.
• To discuss planning and implementation of electric –utility activities designed to influence consumer uses of electricity.
• To discuss market principles and the norms framed by CERC for online trading and exchange in the interstate power market.

Module-1

Power System: Planning Principles, Planning Process, Project Planning, Power Development, National and Regional Planning, Enterprise Resources Planning, Planning Tools, Power Planning Organisation, Scenario Planning.

Electricity Forecasting: Load Requirement, System Load, Electricity Forecasting, Forecasting Techniques, Forecasting Modelling, Spatial – Load Forecasting, Peak Load - Forecast, Reactive – Load Forecast, Unloading of a System.

Module-2

Power-System Economics: Financial Planning, Techno – Economic Viability, Private Participation, Financial Analysis, Economic Analysis, Transmission, Rural Electrification Investment, Total System Analysis, Credit - Risk Assessment.

Generation Expansion: Generation Capacity and Energy, Generation Mix, Clean Coal Technologies Renovation and Modernisation of Power Plants.

Module-3

Transmission Planning: Transmission Planning Criteria, Right – of – Way, Network Studies, High – Voltage Transmission, HVDC Transmission, Conductors, Sub – Stations, Power Grid, Reactive Power Planning, Energy Storage.

Module-4

Distribution: Distribution Deregulation, Planning Principles, Electricity – Supply Rules, Criteria and Standards, Sub – Transmission, Basic Network, Low Voltage Direct Current Electricity, Upgradation of Existing Lines and Sub – Stations, Network Development, System Studies, Urban Distribution, Rural Electrification.

Reliability and Quality: Reliability Models, System Reliability, Reliability and Quality Planning, Functional Zones, Generation Reliability Planning Criteria, Transmission Reliability Criteria, Distribution Reliability, Reliability Evaluation, Grid Reliability, Quality of Supply.

Module-5

Demand-Side Planning: Demand Response, Demand – Response Programmes, Demand– Response Technologies, Energy Efficiency, Energy - Economical Products, Efficient – Energy Users, Supply – Side Efficiency, Energy Audit.

Electricity Market: Market Principles, Power Pool, Independent System Operator, Distribution SystemOperator, Power Markets, Market Rules, Bidding, Trading, Settlement System, Merchant Power, Differential Electricity, Congestion Management, Ancillary Services, Hedging, Smart Power Market.

Course Outcomes: At the end of the course the student will be able to:

- Discuss primary components of power system planning, planning methodology for optimum power system expansion and load forecasting.
- Understand economic appraisal to allocate the resources efficiently and appreciate the investment decisions
- Discuss expansion of power generation and planning for system energy in the country, evaluation of operating states of transmission system, their associated contingencies and the stability of the system.
- Discuss principles of distribution planning, supply rules, network development and the system studies
- Discuss reliability criteria for generation, transmission, distribution and reliability evaluation and analysis, grid reliability, voltage disturbances and their remedies
- Discuss planning and implementation of electric –utility activities, market principles and the norms framed.

Question paper pattern:

- The question paper will have ten full questions carrying equal marks.
- Each full question will be for 20 marks.
- There will be two full questions (with a maximum of four sub- questions) from each module.
- Each full question will have sub- question covering all the topics under a module.
- The students will have to answer five full questions, selecting one full question from each module.

Sl No	Title of the Book	Name of the Author/s	Name of the Publisher	Edition and Year
Textbook				
1	Electric Power Planning	A. S. Pabla	McGraw Hill	2nd Edition, 2016

B. E. ELECTRICAL AND ELECTRONICS ENGINEERING
CHOICE BASED CREDIT SYSTEM (CBCS) AND OUTCOME BASED EDUCATION (OBE)
SEMESTER – VIII

ELECTRICAL POWER QUALITY (PROFESSIONAL ELECTIVE)

Course Code	18EE825	CIE Marks	40
Teaching Hours/Week (L:T:P)	(3:0:0)	SEE Marks	60
Credits	03	Exam Hours	03

Course Learning Objectives:

- Review definitions and standards of common power quality phenomena.
- Understand power quality monitoring and classification techniques.
- Investigate different power quality phenomena causes and effects.
- Understand different techniques for power quality problems mitigation.
- Understand the various power quality phenomenon, their origin and monitoring and mitigation methods.
- Understand the effects of various power quality phenomenon in various equipment.

Module-1

Introduction: Power quality-voltage quality, power quality evaluation procedures term and definitions: general classes of power quality problems, transients, long duration voltage variation, short duration voltage variations, voltage imbalance, waveform distortion, power quality terms.

Module-2

Voltage sags and interruptions: Sources of sags and interruptions, estimating voltage sag performance, fundamental principles of protection, motor starting sags.
Transient over voltages: Sources of transient over voltages, principles of over voltages protection, utility capacitor switching transients.

Module-3

Transient over voltages: Fundamentals of harmonics: Harmonic distortion, voltage versus transients, harmonic indexes, harmonic sources from commercial loads, harmonic sources from Industrial loads, effects of harmonic distortion, intra harmonics.

Module-4

Applied harmonics: Harmonic distortion evaluations, principles for controlling harmonics, harmonic studies, devices for controlling harmonic distortion, harmonic filters, standards of harmonics.
Power Quality Benchmark: Introduction, benchmark process, power quality contract.

Module-5

Power quality benchmark: power quality state estimation, including power quality in distribution planning.
Distributed generation and quality: DG technologies, interface to utility system, power quality issues, interconnection standards.

Course Outcomes: At the end of the course the student will be able to:

- Define Power quality; evaluate power quality procedures and standards.
- Estimate voltage sag performance; explain principles of protection and Sources of transient over voltages.
- Identify various sources of harmonics, explain effects of harmonic distortion.
- Evaluate harmonic distortion, control harmonic distortion.
- Estimate power quality in distribution planning. Identify power quality issues in utility system.

Question paper pattern:

- The question paper will have ten full questions carrying equal marks.
- Each full question will be for 20 marks.
- There will be two full questions (with a maximum of four sub- questions) from each module.
- Each full question will have sub- question covering all the topics under a module.
- The students will have to answer five full questions, selecting one full question from each module.

Sl No	Title of the Book	Name of the Author/s	Name of the Publisher	Edition and Year
Textbook				

1	Electric Power Quality	Dugan, Roger C	McGraw-Hill	2003
Reference Books				
1	Electric Power Quality	G.T.Heydt	Stars in a circle publications	1991
2	Understanding power quality problems voltage sags and interruptions	Math H. J. Bollen.	IEEE Press	2000
3	Power quality in power systems and electrical machines	Ewald F Fuchs, Mohammad, A.S., Masoum	Academic Press, Elsevier	2009

******END******

B.E. ELECTRICAL & ELECTRONICS ENGINEERING
Outcome Based Education (OBE) and Choice Based Credit System (CBCS)
SEMESTER -VIII

PROJECT WORK PHASE -II

Course Code	18EEP83	CIE Marks	40
Contact Hours/Week	02	SEE Marks	60
Credits	08	Exam Hours/Batch	03

Course objectives:

- To support independent learning and innovative attitude.
- To guide to select and utilize adequate information from varied resources maintaining ethics.
- To guide to organize the work in the appropriate manner and present information (acknowledging the sources) clearly.
- To develop interactive, communication, organisation, time management, and presentation skills.
- To impart flexibility and adaptability.
- To inspire independent and team working.
- To expand intellectual capacity, credibility, judgement, intuition.
- To adhere to punctuality, setting and meeting deadlines.
- To instil responsibilities to oneself and others.
- To train students to present the topic of project work in a seminar without any fear, face audience confidently, enhance communication skill, involve in group discussion to present and exchange ideas. ■

Project Work Phase - II: Each student of the project batch shall involve in carrying out the project work jointly in constant consultation with internal guide, co-guide, and external guide and prepare the project report as per the norms avoiding plagiarism.

Revised Bloom's Taxonomy Level	L_3 – Applying, L_4 – Analysing, L_5 – Evaluating, L_6 – Creating

Course outcomes:

At the end of the course the student will be able to:

- Present the project and be able to defend it.
- Make links across different areas of knowledge and to generate, develop and evaluate ideas and information so as to apply these skills to the project task.
- Habituated to critical thinking and use problem solving skills
- Communicate effectively and to present ideas clearly and coherently in both the written and oral forms.
- Work in a team to achieve common goal.
- Learn on their own, reflect on their learning and take appropriate actions to improve it. ■

CIE procedure for Project Work Phase - 2:

(i)Single discipline: The CIE marks shall be awarded by a committee consisting of the Head of the concerned Department and two senior faculty members of the Department, one of whom shall be the Guide.

The CIE marks awarded for the project work phase -2, shall be based on the evaluation of project work phase -2 Report, project presentation skill and question and answer session in the ratio 50:25:25.The marks awarded for the project report shall be the same for all the batch mates.

(ii) Interdisciplinary: Continuous Internal Evaluation shall be group wise at the college level with the participation of all guides of the college. Participation of external guide/s, if any, is desirable.

The CIE marks awarded for the project work phase -2, shall be based on the evaluation of project work phase -2 Report, project presentation skill and question and answer session in the ratio 50:25:25.The marks awarded for the project report shall be the same for all the batch mates.■

Semester End Examination

SEE marks for the project (60 marks)shall be awarded (based on the quality of report and presentation skill, participation in the question and answer session) as per the University norms by the examiners appointed VTU.■

B.E. ELECTRICAL & ELECTRONICS ENGINEERING
Outcome Based Education (OBE) and Choice Based Credit System (CBCS)
SEMESTER -VIII

TECHNICAL SEMINAR

Course Code	18EES84	CIE Marks	100
Contact Hours/Week	02	SEE Marks	--
Credits	01	Exam Hours	--

Course objectives:

The objective of the seminar is to inculcate self-learning, face audience confidently, enhance communication skill, involve in group discussion and present and exchange ideas.
Each student, under the guidance of a Faculty, shall choose, preferably, a recent topic of his/her interest relevant to the Course of Specialization.

- Carryout literature survey, organize the seminarcontent in a systematic manner.
- Prepare the report with own sentences, avoiding cut and paste act.
- Type the matter to acquaint with the use of Micro-soft equation and drawing tools or any such facilities.
- Present the seminar topic orally and/or through power point slides.
- Answer the queries and involve in debate/discussion.
- Submit typed report with a list of references.

The participants shall take part in discussion to foster friendly and stimulating environment in which the students are motivated to reach high standards and become self-confident. ■

Revised Bloom's Taxonomy Level	L_3 – Applying, L_4 – Analysing, L_5 – Evaluating, L_6 – Creating

Course outcomes:

At the end of the course the student will be able to:

- Attain, use and develop knowledge in the field of engineering and other disciplines through independent learning and collaborative study.
- Identify, understand and discuss current, real-time issues.
- Improve oral and written communication skills.
- Explore an appreciation of the self in relation to its larger diverse social and academic contexts.
- Apply principles of ethics and respect in interaction with others.■

Evaluation Procedure:
The CIE marks for the seminar shall be awarded (based on the relevance of the topic, presentation skill, participation in the question and answer session and quality of report) by the committee constituted for the purpose by the Head of the Department. The committee shall consist of three teachers from the department with the senior most acting as the Chairman.

Marks distribution for CIE of the course:
Seminar Report:50 marks
Presentation skill:25 marks
Question and Answer:25 marks.■

B. E. ELECTRICAL AND ELECTRONICS ENGINEERING
Choice Based Credit System (CBCS) and Outcome Based Education (OBE)
SEMESTER – VII / VIII

INTERNSHIP

Course Code	**18EEI85**	CIE Marks	40
Number of Practical Hours/Week	--	SEE Marks	60
Credits	**03**	Exam Hours	03

Course Learning Objectives:

Internship provide students the opportunity of hands-on experience that include personal training, time and stress management, interactive skills, presentations, budgeting, marketing, liability and risk management, paperwork, equipment ordering, maintenance, responding to emergencies etc. The objective are further,

- To put theory into practice.
- To expand thinking and broaden the knowledge and skills acquired through course work in the field.
- To relate to, interact with, and learn from current professionals in the field.
- To gain a greater understanding of the duties and responsibilities of a professional.
- To understand and adhere to professional standards in the field.
- To gain insight to professional communication including meetings, memos, reading, writing, public. ■

Internship: Students under the guidance of internal guide/s and external guide shall take part in all the activities regularly to acquire as much knowledge as possible without causing any inconvenience at the place of internship.

Seminar: Each student, is required to

- Present the seminar on the internship orally and/or through power point slides.
- Answer the queries and involve in debate/discussion.
- Submit the report duly certified by the external guide.

The participants shall take part in discussion to foster friendly and stimulating environment in which the students are motivated to reach high standards and become self-confident. ■

Course Outcomes: At the end of the course the student will be able to:

- Gain practical experience within industry in which the internship is done.
- Acquire knowledge of the industry in which the internship is done.
- Apply knowledge and skills learned to classroom work.
- Develop a greater understanding about career options while more clearly defining personal career goals.
- Experience the activities and functions of professionals.
- Develop and refine oral and written communication skills. ■

Continuous Internal Evaluation

CIE marks : 40 Marks

i. Successful completion of Internship training in an organization and certification from competitive authority-20 marks

ii. Presentation and report -20 Marks

(based on the quality of report and presentation skill, participation in the question and answer session by the student) by the committee constituted for the purpose by the Head of the Department. The committee shall consist of three faculty from the department with the senior most acting as the Chairman. ■

Semester End Examination

SEE marks – 60 Marks based on presentation skill, participation in the question and answer session by the student to the examiners appointed by the University. ■

VISVESVARAYA TECHNOLOGICAL UNIVERSITY
BELAGAVI

MECHANICAL ENGINEERING

BE/B.Tech. Scheme of Teaching and Examinations

Outcome Based Education (OBE) and Choice Based Credit System (CBCS)

(Effective from the academic year 2018 – 19)

VISVESVARAYA TECHNOLOGICAL UNIVERSITY, BELAGAVI
Scheme of Teaching and Examination 2018 – 19
Outcome Based Education(OBE) and Choice Based Credit System (CBCS)
(Effective from the academic year 2018 – 19)

III SEMESTER

Sl. No	Course and Course Code		Course Title	Teaching Department	Teaching Hours /Week			Examination				Credits
					Theory Lecture	Tutorial	Practical/ Drawing	Duration in hours	CIE Marks	SEE Marks	Total Marks	
					L	T	P					
1	BSC	18MAT31	Transform calculus, fourier series and Numerical techniques	Mathematics	2	2	--	03	40	60	100	3
2	PCC	18ME32	Mechanics of Materials		3	2	--	03	40	60	100	4
3	PCC	18ME33	Basic Thermodynamics		3	0	--	03	40	60	100	3
4	PCC	18ME34	Material Science		3	0	--	03	40	60	100	3
5	PCC	18ME35A or	Metal cutting and forming		3	0	--	03	40	60	100	3
		18ME35B	Metal Casting and Welding									
6	PCC	18ME36A or	Computer Aided Machine Drawing/		1	4						
		18ME36B	Mechanical Measurements and Metrology		3	0	--	03	40	60	100	3
7	PCC	18MEL37A or	Material Testing lab		--	2	2	03	40	60	100	2
		18MEL37B	Mechanical Measurements and Metrology lab									
8	PCC	18MEL38A	Workshop and Machine Shop Practice (Consists of Fitting, and Machining)		--	2	2	03	40	60	100	2
		18MEL38B	Foundry,Forging and Welding lab									
9	HSMC	18KVK39/49	Vyavaharika Kannada (Kannada for communication)/	HSMC	--	2	--	--	100	--	100	1
		18KAK39/49	Aadalitha Kannada (Kannada for Administration)									
		OR										
		18CPC39	Constitution of India, Professional Ethics and Cyber Law		1	--	--	02	40	60		
					Examination is by objective type questions							
				TOTAL	**17**	**10**	**04**	**24**	**420**	**480**	**900**	**24**
					OR	**OR**		**OR**	**OR**	**OR**		
					19	**14**		**26**	**360**	**540**		

Note: BSC: Basic Science, PCC: Professional Core, HSMC: Humanity and Social Science, NCMC: Non-credit mandatory course.

18KVK39 Vyavaharika Kannada (Kannada for communication) is for non-Kannada speaking, reading and writing students and 18KAK39 Aadalitha Kannada (Kannada for Administration) is for students who speak, read and write Kannada.

Course prescribed to lateral entry Diploma holders admitted to III semester of Engineering programs

10	NCMC	18MATDIP31	Additional Mathematics - I	Mathematics	02	01	--	03	40	60	100	0

a) The mandatory non – credit courses Additional Mathematics I and II prescribed for III and IV semesters respectively, to the lateral entry Diploma holders admitted to III semester of BE/B. Tech programs, shall attend the classes during the respective semesters to complete all the formalities of the course and appear for the University examination. In case, any student fails to register for the said course/ fails to secure the minimum 40 % of the prescribed CIE marks, he/she shall be deemed to have secured F grade. In such a case, the students have to fulfill the requirements during subsequent semester/s to appear for SEE.

b) These Courses shall not be considered for vertical progression, but completion of the courses shall be mandatory for the award of degree.

Courses prescribed to lateral entry B. Sc degree holders admitted to III semester of Engineering programs

Lateral entrant students from B.Sc. Stream, shall clear the non-credit courses Engineering Graphics and Elements of Civil Engineering and Mechanics of the First Year Engineering Programme. These Courses shall not be considered for vertical progression, but completion of the courses shall be mandatory for the award of degree.

VISVESVARAYA TECHNOLOGICAL UNIVERSITY, BELAGAVI
Scheme of Teaching and Examination 2018 – 19
Outcome Based Education(OBE) and Choice Based Credit System (CBCS)
(Effective from the academic year 2018 – 19)

IV SEMESTER

Sl. No	Course and Course Code		Course Title	Teaching Department	Teaching Hours /Week			Examination				Credits
					Theory Lecture	Tutorial	Practical/ Drawing	Duration in hours	CIE Marks	SEE Marks	Total Marks	
					L	T	P					
1	BSC	18MAT41	Mathematics	Mathematics	2	2	--	03	40	60	100	3
2	PCC	18ME42	Applied Thermodynamics		3	2	--	03	40	60	100	4
3	PCC	18ME43	Fluid Mechanics		3	0	--	03	40	60	100	3
4	PCC	18ME44	Kinematics of Machines		3	0	--	03	40	60	100	3
5	PCC	18ME45A	Metal cutting and forming		3	0	--	03	40	60	100	3
		18ME45B	Metal Casting and Welding									
6	PCC	18ME46A or	Computer Aided Machine Drawing/		1	4	--	03	40	60	100	3
		18ME46B	Mechanical Measurements and Metrology		3	0						
7	PCC	18MEL47A or	Material Testing lab		--	2	2	03	40	60	100	2
		18MEL47B	Mechanical Measurements and Metrology lab									
8	PCC	18MEL48A	Workshop and Machine Shop Practice (Consists of Fitting, and Machining)		--	2	2	03	40	60	100	2
		18MEL48B	Foundry, Forging and Welding lab									
9	HSMC	18KVK49/49	Vyavaharika Kannada (Kannada for communication)/	HSMC	--	2	--	--	100	--	100	1
		18KAK49/49	Aadalitha Kannada (Kannada for Administration)									
		OR										
		18CPH49	Constitution of India, Professional Ethics and Cyber Law		1	--	--	02	40	60		
					Examination is by objective type questions							
				TOTAL	**17**	**10**	**04**	**24**	**420**	**480**	**900**	**24**
					OR	**OR**		**OR**	**OR**	**OR**		
					19	**14**		**26**	**360**	**540**		

18KVK39 Vyavaharika Kannada (Kannada for communication) is for non-Kannada speaking, reading and writing students and 18KAK39 Aadalitha Kannada (Kannada for Administration) is for students who speak, read and write Kannada.

Course prescribed to lateral entry Diploma holders admitted to III semester of Engineering programs

10	NCMC	18MATDIP31	Additional Mathematics - I	Mathematics	02	01	--	03	40	60	100	0

(a) The mandatory non – credit courses Additional Mathematics I and II prescribed for III and IV semesters respectively, to the lateral entry Diploma holders admitted to III semester of BE/B. Tech programs, shall attend the classes during the respective semesters to complete all the formalities of the course and appear for the University examination. In case, any student fails to register for the said course/ fails to secure the minimum 40 % of the prescribed CIE marks, he/she shall be deemed to have secured F grade. In such a case, the student have to fulfill the requirements during subsequent semester/s to appear for SEE.

(b) These Courses shall not be considered for vertical progression, but completion of the courses shall be mandatory for the award of degree.

Courses prescribed to lateral entry B. Sc degree holders admitted to III semester of Engineering programs

Lateral entrant students from B.Sc. Stream, shall clear the non-credit courses Engineering Graphics and Elements of Civil Engineering and Mechanics of the First Year Engineering Programme. These Courses shall not be considered for vertical progression, but completion of the courses shall be mandatory for the award of degree.

VISVESVARAYA TECHNOLOGICAL UNIVERSITY, BELAGAVI
Scheme of Teaching and Examination 2018 – 19
Outcome Based Education(OBE) and Choice Based Credit System (CBCS)
(Effective from the academic year 2018 – 19)

V SEMESTER

Sl. No	Course and Course code		Course Title	Teaching Department	Teaching Hours /Week			Examination				Credits
					Theory Lecture	Tutorial	Practical/ Drawing	Duration in hours	CIE Marks	SEE Marks	Total Marks	
					L	T	P					
1	PCC	18ME51	Management and Economics		2	2	--	03	40	60	100	3
2	PCC	18ME52	Design of Machine Elements I		3	2	--	03	40	60	100	4
3	PCC	18ME53	Dynamics of Machines		3	2	--	03	40	60	100	4
4	PCC	18ME54	Turbo Machines		3	--	--	03	40	60	100	3
5	PCC	18ME55	Fluid Power Engineering		3	--	--	03	40	60	100	3
6	PCC	18ME56	Operations Management		3	--	--	03	40	60	100	3
7	PCC	18MEL57	Fluid Mechanics/Machines lab		--	2	2	03	40	60	100	2
8	PCC	18MEL58	Energy Conversion Lab		--	2	2	03	40	60	100	2
9	HSMC	18CIV59	Environmental Studies	Civil/ Environmental [Paper setting: Civil Engineering Board]	1	--	--	02	40	60	100	1
				TOTAL	**18**	**10**	**04**	**26**	**360**	**540**	**900**	**25**

Note: PCC: Professional Core, HSMC: Humanity and Social Science.

AICTE activity Points: In case students fail to earn the prescribed activity Points, Eighth semester Grade Card shall be issued only after earning the required activity Points. Students shall be admitted for the award of degree only after the release of the Eighth semester Grade Card.

VISVESVARAYA TECHNOLOGICAL UNIVERSITY, BELAGAVI
Scheme of Teaching and Examination 2018 – 19
Outcome Based Education(OBE) and Choice Based Credit System (CBCS)
(Effective from the academic year 2018 – 19)

VI SEMESTER

Sl. No	Course and Course code		Course Title	Teaching Department	Teaching Hours /Week			Examination				Credits
					Theory Lecture	Tutorial	Practical/ Drawing	Duration in hours	CIE Marks	SEE Marks	Total Marks	
					L	T	P					
1	PCC	18ME61	Finite Element Methods		3	2	--	03	40	60	100	4
2	PCC	18ME62	Design of Machine Elements II		3	2	--	03	40	60	100	4
3	PCC	18ME63	Heat Transfer		3	2	--	03	40	60	100	4
4	PEC	18ME64X	Professional Elective -1		3	--	--	03	40	60	100	3
5	OEC	18ME65X	Open Elective -A		3	--	--	03	40	60	100	3
6	PCC	18MEL66	Computer Aided Modelling and Analysis Lab		--	2	2	03	40	60	100	2
7	PCC	18MEL67	Heat Transfer Lab		--	2	2	03	40	60	100	2
8	MP	18MEMP68	Mini-project		--	--	2	03	40	60	100	2
9	Internship	--	Internship	To be carried out during the vacation/s of VI and VII semesters and /or VII and VIII semesters.								
				TOTAL	**15**	**10**	**06**	**24**	**320**	**480**	**800**	**24**

Note: PCC: Professional core, PEC: Professional Elective, OE: Open Elective, MP: Mini-project.

Professional Elective -1

Course code under 18XX64X	Course Title	Course code under 18XX64X	Course Title
18ME641	**Non-Traditional Machining**	18ME644	**Vibrations and Noise Engineering**
18ME642	**Refrigeration and Air conditioning**	18ME645	**Composite Materials Technology**
18ME643	**Theory of Elasticity**	18ME646	**Entrepreneurship Development**

Open Elective -A

Students can select any one of the open electives offered by other Departments expect those that are offered by the parent Department (Please refer to the list of open electives under 18XX65X).

Selection of an open elective shall not be allowed if,

- The candidate has studied the same course during the previous semesters of the programme.
- The syllabus content of open elective is similar to that of the Departmental core courses or professional electives.
- A similar course, under any category, is prescribed in the higher semesters of the programme.

Registration to electives shall be documented under the guidance of Programme Coordinator/ Advisor/Mentor.

Mini-project work:

Based on the ability/abilities of the student/s and recommendations of the mentor, a single discipline or a multidisciplinary Mini- project can be assigned to an individual student or to a group having not more than 4 students.

CIE procedure for Mini-project:

(i) Single discipline: The CIE marks shall be awarded by a committee consisting of the Head of the concerned Department and two senior faculty members of the Department, one of whom shall be the Guide.

The CIE marks awarded for the Mini-project work, shall be based on the evaluation of project report, project presentation skill and question and answer session in the ratio 50:25:25.The marks awarded for the project report shall be the same for all the batch mates.

(ii) Interdisciplinary: Continuous Internal Evaluation shall be group wise at the college level with the participation of all the guides of the college. The CIE marks awarded for the Mini-project, shall be based on the evaluation of project report, project presentation skill and question and answer session in the ratio 50:25:25.The marks awarded for the project report shall be the same for all the batch mates.

SEE for Mini-project:

(i) Single discipline: Contribution to the Mini-project and the performance of each group member shall be assessed individually in the semester end examination (SEE) conducted at the department.

(ii) Interdisciplinary: Contribution to the Mini-project and the performance of each group member shall be assessed individually in semester end examination (SEE) conducted separately at the departments to which the student/s belongs to.

Internship: All the students admitted to III year of BE/B. Tech shall have to undergo mandatory internship of 4 weeks during the vacation of VI and VII semesters and /or VII and VIII semesters. A University examination shall be conducted during VIII semester and the prescribed credit shall be included in VIII semester. Internship shall be considered as a head of passing and shall be considered for the award of degree. Those, who do not take-up/complete the internship shall be declared fail and shall have to complete during subsequent University examination after satisfying the internship requirements.

VISVESVARAYA TECHNOLOGICAL UNIVERSITY, BELAGAVI
Scheme of Teaching and Examination 2018 – 19
Outcome Based Education(OBE) and Choice Based Credit System (CBCS)
(Effective from the academic year 2018 – 19)

VII SEMESTER

Sl. No	Course and Course code		Course Title	Teaching Department	Teaching Hours /Week			Examination				Credits
					Theory Lecture	Tutorial	Practical/ Drawing	Duration in hours	CIE Marks	SEE Marks	Total Marks	
					L	T	P					
1	PCC	18ME71	Control Engineering		3	--	--	03	40	60	100	3
2	PCC	18ME72	Computer Aided Design and Manufacturing		3	--	--	03	40	60	100	3
3	PEC	18ME73X	Professional Elective - 2		3	--	--	03	40	60	100	3
4	PEC	18ME74X	Professional Elective - 3		3	--	--	03	40	60	100	3
5	OEC	18ME75X	Open Elective -B		3	--	--	03	40	60	100	3
6	PCC	18MEL76	Computer Integrated Manufacturing Lab		--	2	2	03	40	60	100	2
	PCC	18MEL77	Design Lab		--	2	2	03	40	60	100	2
7	Project	18MEP78	Project Work Phase - 1		--	--	2	--	100	--	100	1
8	Internship	--	Internship	(If not completed during the vacation of VI and VII semesters, it shall be carried out during the vacation of VII and VIII semesters)								
				TOTAL	**15**	**04**	**06**	**18**	**340**	**360**	**700**	**20**

Professional Elective - 2

Course code under 18XX73X	Course Title	Course code under 18XX73X	Course Title
18ME731	**Design for Manufacture**	18ME734	**Total Quality Management**
18ME732	**Automation and Robotics**	18ME735	**Operations Research**
18ME733	**Computational Fluid Dynamics**		

Professional Electives - 3

Course code under 18XX74X	Course Title	Course code under 18XX74X	Course Title
18ME741	**Additive Manufacturing**	18ME744	**Mechatronics**
18ME742	**Emerging Sustainable Building Cooling Technologies**	18ME745	**Project Management**
18ME743	**Theory of Plasticity**		

Open Elective -B

Students can select any one of the open electives offered by other Departments expect those that are offered by the parent Department (Please refer to the list of open electives under 18XX75X).

Selection of an open elective shall not be allowed if,

- The candidate has studied the same course during the previous semesters of the programme.
- The syllabus content of open elective is similar to that of the Departmental core courses or professional electives.
- A similar course, under any category, is prescribed in the higher semesters of the programme.

Registration to electives shall be documented under the guidance of Programme Coordinator/ Advisor/Mentor.

Project work:

Based on the ability/abilities of the student/s and recommendations of the mentor, a single discipline or a multidisciplinary project can be assigned to an individual student or to a group having not more than 4 students. In extraordinary cases, like the funded projects requiring students from different disciplines, the project student strength can be 5 or6.

CIE procedure for Project Work Phase - 1:

(i) Single discipline: The CIE marks shall be awarded by a committee consisting of the Head of the concerned Department and two senior faculty members of the Department, one of whom shall be the Guide.

The CIE marks awarded for the project work phase -1, shall be based on the evaluation of the project work phase -1 Report (covering Literature Survey, Problem identification, Objectives and Methodology), project presentation skill and question and answer session in the ratio 50:25:25.The marks awarded for the Project report shall be the same for all the batch mates.

(ii) Interdisciplinary: Continuous Internal Evaluation shall be group wise at the college level with the participation of all guides of the college. Participation of external guide/s, if any, is desirable.

The CIE marks awarded for the project work phase -1, shall be based on the evaluation of project work phase -1 Report (covering Literature Survey, Problem identification, Objectives and Methodology), project presentation skill and question and answer session in the ratio 50:25:25.The marks awarded for the project report shall be the same for all the batch mates.

Internship: All the students admitted to III year of BE/B. Tech shall have to undergo mandatory internship of 4 weeks during the vacation of VI and VII semesters and /or VII and VIII semesters. A University examination shall be conducted during VIII semester and the prescribed credit shall be included in VIII semester. Internship shall be considered as a head of passing and shall be considered for the award of degree. Those, who do not take-up/complete the internship shall be declared fail and shall have to complete during subsequent University examination after satisfying the Internship requirements.

VISVESVARAYA TECHNOLOGICAL UNIVERSITY, BELAGAVI
Scheme of Teaching and Examination 2018 – 19
Outcome Based Education(OBE) and Choice Based Credit System (CBCS)
(Effective from the academic year 2018 – 19)

VIII SEMESTER

Sl. No	Course and Course code		Course Title	Teaching Department	Teaching Hours /Week			Examination				Credits
					Theory Lecture	Tutorial	Practical/ Drawing	Duration in hours	CIE Marks	SEE Marks	Total Marks	
					L	T	P					
1	PCC	18ME81	**Energy Engineering**		3	--	--	03	40	60	100	3
2	PEC	18ME82X	**Professional Elective - 4**		3	--	--	03	40	60	100	3
3	Project	18MEP83	**Project Work Phase - 2**		--	--	2	03	40	60	100	8
4	Seminar	18MES84	**Technical Seminar**		--	--	2	03	100	--	100	1
5	Internship	18XXI85	Internship	Completed during the vacation/s of VI and VII semesters and /or VII and VIII semesters.)				03	40	60	100	3
				TOTAL	**06**	--	**04**	**15**	**260**	**240**	**500**	**18**

Note: PCC: Professional Core, PEC: Professional Elective.

Professional Electives - 4

Course code under 18XX82X	Course Title	Course code under 18XX82X	Course Title
18ME821	**CNC Machine Tools**	18ME824	**Automobile Engineering**
18ME822	**Tribology**	18ME825	**Tool Design**
18ME823	**Non-Destructive Testing and Evaluation**	18ME826	**Fracture Mechanics**

Project Work

CIE procedure for Project Work Phase - 2:

(i) Single discipline: The CIE marks shall be awarded by a committee consisting of the Head of the concerned Department and two senior faculty members of the Department, one of whom shall be the Guide.

The CIE marks awarded for the project work phase -2, shall be based on the evaluation of project work phase -2 Report, project presentation skill and question and answer session in the ratio 50:25:25.The marks awarded for the project report shall be the same for all the batch mates.

(ii) Interdisciplinary: Continuous Internal Evaluation shall be group wise at the college level with the participation of all guides of the college. Participation of external guide/s, if any, is desirable.

The CIE marks awarded for the project work phase -2, shall be based on the evaluation of project work phase -2 Report, project presentation skill and question and answer session in the ratio 50:25:25.The marks awarded for the project report shall be the same for all the batch mates.

SEE for Project Work Phase - 2:

(i) Single discipline: Contribution to the project and the performance of each group member shall be assessed individually in semester end examination (SEE) conducted at the department.

(ii) Interdisciplinary: Contribution to the project and the performance of each group member shall be assessed individually in semester end examination (SEE) conducted separately at the departments to which the student/s belongs to.

Internship: Those, who have not pursued /completed the internship, shall be declared as fail and have to complete during subsequent University examination after satisfying the internship requirements.

AICTE activity Points: In case students fail to earn the prescribed activity Points, Eighth semester Grade Card shall be issued only after earning the required activity Points. Students shall be admitted for the award of degree only after the release of the Eighth semester Grade Card.

Activity points of the students who have earned the prescribed AICTE activity Points shall be sent the University along with the CIE marks of 8th semester. In case of students who have not satisfied the AICTE activity Points at the end of eighth semester, the column under activity Points shall be marked NSAP (Not Satisfied Activity Points).

B.E. Mechanical Engineering
Outcome Based Education (OBE) and Choice Based Credit System (CBCS)
SEMESTER - VI

OPEN ELECTIVE - A

Course Code	18ME65X	CIE Marks	40
Teaching Hours/Week (L:T:P)	3:0:0	SEE Marks	60
Credits	03	Exam Hours	03

Students can select any one of the open electives offered by other Departments expect those that are offered by the parent Department (For syllabus, please refer to the concerned programme syllabus book or VTU website vtu.ac.in may be visited.).
Selection of an open elective shall not be allowed if,

- The candidate has studied the same course during the previous semesters of the programme.
- The syllabus content of open elective is similar to that of the Departmental core courses or professional electives.
- A similar course, under any category, is prescribed in the higher semesters of the programme.

Registration to electives shall be documented under the guidance of Programme Coordinator/ Advisor/Mentor.

Sl. No.	Board and the Department offering the Electives		Course Sl. No.	Course code under 18XX65X	Course Title
1	ME	Mechanical Engineering	1	18ME651	**Non-Conventional Energy Sources**
			2	18ME652	**World Class Manufacturing**
			3	18ME653	**Supply Chain Management**
			4	18ME654	**Advanced Materials Technology**

B.E Mechanical Engineering
Outcome Based Education (OBE) and Choice Based Credit System (CBCS)
SEMESTER - VII

OPEN ELECTIVE - B

Course Code	18ME75X	CIE Marks	40
Teaching Hours/Week (L:T:P)	3:0:0	SEE Marks	60
Credits	03	Exam Hours	03

Students can select any one of the open electives offered by other Departments expect those that are offered by the parent Department (For syllabus, please refer to the concerned programme syllabus book or VTU website vtu.ac.in may be visited.).
Selection of an open elective shall not be allowed if,

- The candidate has studied the same course during the previous semesters of the programme.
- The syllabus content of open elective is similar to that of the Departmental core courses or professional electives.
- A similar course, under any category, is prescribed in the higher semesters of the programme.

Registration to electives shall be documented under the guidance of Programme Coordinator/ Advisor/Mentor.

Sl NO	Board and the Department offering the Electives		Course Sl No	Course code under 18XX75X	Course Title
2	ME	Mechanical Engineering	1	18ME751	**Energy and Environment**
			2	18ME752	**Automotive Engineering**
			3	18ME753	**Industrial Safety**
			4	18ME754	**Optimization Techniques**

B. E. MECHANICAL ENGINEERING
Choice Based Credit System (CBCS) and Outcome Based Education (OBE)
SEMESTER - III

TRANSFORM CALCULUS, FOURIER SERIES AND NUMERICAL TECHNIQUES
(Common to all Programmes)

Course Code	**18MAT31**	CIE Marks	40
Teaching Hours/Week (L:T:P)	(2:2:0)	SEE Marks	60
Credits	**03**	Exam Hours	03

Course Learning Objectives:

- To have an insight into Fourier series, Fourier transforms, Laplace transforms, Difference equations and Z-transforms.
- To develop the proficiency in variational calculus and solving ODE's arising in engineering applications, using numerical methods.

Module-1

Laplace Transforms: Definition and Laplace transform of elementary functions. Laplace transforms of Periodic functions and unit-step function – problems.
Inverse Laplace Transforms: Inverse Laplace transform - problems, Convolution theorem to find the inverse Laplace transform (without proof) and problems, solution of linear differential equations using Laplace transform.

Module-2

Fourier Series: Periodic functions, Dirichlet's condition. Fourier series of periodic functions period 2π and arbitrary period. Half range Fourier series. Practical harmonic analysis, examples from

Module-3

Fourier Transforms: Infinite Fourier transforms, Fourier sine and cosine transforms. Inverse Fourier transforms. Simple problems.
Difference Equations and Z-Transforms: Difference equations, basic definition, z-transform-definition, Standard z-transforms, Damping and shifting rules, initial value and final value theorems (without proof) and problems, Inverse z-transform. Simple problems.

Module-4

Numerical Solutions of Ordinary Differential Equations (ODE's): Numerical solution of ODE's of first order and first degree- Taylor's series method, Modified Euler's method. Range - Kutta method of fourth order, Milne's and Adam-Bashforth predictor and corrector method (No derivations of formulae), Problems.

Module-5

Numerical Solution of Second Order ODE's: Runge -Kutta method and Milne's predictor and corrector method.(No derivations of formulae).
Calculus of Variations: Variation of function and functional, variational problems, Euler's equation, Geodesics, hanging chain, problems.

Course Outcomes:
At the end of the course the student will be able to:

- CO1: Use Laplace transform and inverse Laplace transform in solving differential/ integral equation arising in network analysis, control systems and other fields of engineering.
- CO2: Demonstrate Fourier series to study the behaviour of periodic functions and their applications in system communications, digital signal processing and field theory.
- CO3: Make use of Fourier transform and Z-transform to illustrate discrete/continuous function arising in wave and heat propagation, signals and systems.
- CO4: Solve first and second order ordinary differential equations arising in engineering problems using single step and multistep numerical methods.
- CO5:Determine the extremals of functionals using calculus of variations and solve problems arising in dynamics of rigid bodies and vibrational analysis.

Question paper pattern:

- The question paper will have ten full questions carrying equal marks.
- Each full question will be for 20 marks.
- There will be two full questions (with a maximum of four sub- questions) from each module.

Sl. No.	Title of the Book	Name of the Author/s	Name of the Publisher	Edition and Year
Textbooks				
1	Advanced Engineering Mathematics	E. Kreyszig	John Wiley & Sons	10th Edition, 2016
2	Higher Engineering Mathematics	B. S. Grewal	Khanna Publishers	44th Edition, 2017
3	Engineering Mathematics	Srimanta Pal et al	Oxford University Press	3rd Edition, 2016
Reference Books				
1	Advanced Engineering Mathematics	C. Ray Wylie, Louis C. Barrett	McGraw-Hill Book Co	6th Edition, 1995
2	Introductory Methods of Numerical Analysis	S. S. Sastry	Prentice Hall of India	4th Edition 2010
3	Higher Engineering Mathematics	B.V. Ramana	McGraw-Hill	11th Edition,2010
4	A Text Book of Engineering Mathematics	N. P. Bali and Manish Goyal	Laxmi Publications	2014
5	Advanced Engineering Mathematics	Chandrika Prasad and Reena Garg	Khanna Publishing,	2018

Web links and Video Lectures:

1. http://nptel.ac.in/courses.php?disciplineID=111
2. http://www.class-central.com/subject/math(MOOCs)
3. http://academicearth.org/
4. VTU EDUSAT PROGRAMME - 20

B. E. MECHANICAL ENGINEERING
Choice Based Credit System (CBCS) and Outcome Based Education (OBE)
SEMESTER - III

MECHANICS OF MATERIALS

Course Code	**18ME32**	CIE Marks	40
Teaching Hours/Week (L:T:P)	3:2:0	SEE Marks	60
Credits	04	Exam Hours	03

Course Learning Objectives:

- To know the different types of stresses and strains developed in the member subjected to axial, bending, shear, torsion & thermal loads.
- To know behaviour & properties of engineering materials.
- To understand the stresses developed in bars, compounds bars, beams, shafts, and cylinders.
- To understand the concepts of calculation of shear force and bending moment for beams with different supports.
- To expose the students to concepts of Buckling of columns and strain energy.

Module-1

Stresses and Strains: Introduction, Properties of materials, Stress, Strain and Hooke's law, Stress strain diagram for brittle and ductile materials, True stress and strain, Calculation of stresses in straight, Stepped and tapered sections, Composite sections, Stresses due to temperature change, Shear stress and strain, Lateral strain and Poisson's ratio, Elastic constants and relations between them.

Module-2

Analysis of Stress and Strain: Introduction to three dimensional state of stress, Stresses on inclined planes, Principal stresses and maximum shear stress, Principal angles, Shear stresses on principal planes, Maximum shear tress, Mohr circle for plane stress conditions.
Cylinders: Thin cylinder: Hoop's stress, maximum shear stress, circumferential and longitudinal strains, Thick cylinders: Lames equations.

Module-3

Shear Force and Bending Moment: Type of beams, Loads and reactions, Relationship between loads, shear forces and bending moments, Shear force and bending moments of cantilever beams, Pin support and roller supported beams subjected to concentrated loads, uniformly distributed constant / varying loads.
Stress in Beams: Bending and shear stress distribution in rectangular, I and T section beams.

Module-4

Theories of Failure: Maximum Principal stress theory, Maximum shear stress theory.
Torsion: Circular solid and hallow shafts, Torsional moment of resistance, Power transmission of straight and stepped shafts, Twist in shaft sections, Thin tubular sections, Thin walled sections.

Module-5

Columns: Buckling and stability, Critical load, Columns with pinned ends, Columns with other support conditions, Effective length of columns,
Secant formula for columns.
Strain Energy: Strain energy due to axial, shear, bending, torsion and impact load. Castigliano's theorem I and II and their applications.

Course Outcomes: At the end of the course, the student will be able to:

- CO1: Understand simple, compound, thermal stresses and strains their relations and strain energy.
- CO2: Analyse structural members for stresses, strains and deformations.
- CO3: Analyse the structural members subjected to bending and shear loads.
- CO4: Analyse shafts subjected to twisting loads.
- CO5: Analyse the short columns for stability.

Question paper pattern:

- The question paper will have ten full questions carrying equal marks.
- Each full question will be for 20 marks.
- There will be two full questions (with a maximum of four sub- questions) from each module.
- Each full question will have sub- question covering all the topics under a module.
- The students will have to answer five full questions, selecting one full question from each module.

Sl No	Title of the Book	Name of the Author/s	Name of the Publisher	Edition and Year
Textbook/s				
1	Mechanics of Materials	J M Gere, B J Goodno,	Cengage	Eighth edition 2013
2	Fundamentals of Strength of Materials	P N Chandramouli	PHI Learning Pvt. Ltd	2013
3	Strength of Materials	R K Rajput	S. Chand and Company Pvt. Ltd	2014
Reference Books				
1	Strength of Materials	R. Subramanian	Oxford	2005
2	Strength of Materials	S. S. Ratan	Tata McGraw Hill	2nd Edition, 2008
3	Mechanics of materials Strength of Materials	S C Pilli and N Balasubramanya	Cengage	2019
4	Mechanics of Materials	Ferdinand Beer, Russell Johston, John Dewolf, David Mazurek	McGraw Hill Education (India) Pvt. Ltd	Latest edition
5	Mechanics of Materials	R C Hibbeler	Pearson	Latest edition

B. E. MECHANICAL ENGINEERING
Choice Based Credit System (CBCS) and Outcome Based Education (OBE)
SEMESTER - III

BASIC THERMODYNAMICS

Course Code	**18ME33**	CIE Marks	40
Teaching Hours/Week (L:T:P)	3:0:0	SEE Marks	60
Credits	03	Exam Hours	03

Course Learning Objectives:

- Learn about thermodynamic system and its equilibrium
- Understand various forms of energy - heat transfer and work
- Study the basic laws of thermodynamics including, zeroth law, first law and second law.
- Interpret the behaviour of pure substances and its application in practical problems.
- Study of Ideal and real gases and evaluation of thermodynamic properties

Module-1

Fundamental Concepts & Definitions: Thermodynamic definition and scope, Microscopic and Macroscopic approaches. Some practical applications of engineering thermodynamic Systems, Characteristics of system boundary and control surface, examples. Thermodynamic properties; definition and units, intensive, extensive properties, specific properties, pressure, specific volume, Thermodynamic state, state point, state diagram, path and process, quasi-static process, cyclic and non-cyclic; processes;
Thermodynamic equilibrium; definition, mechanical equilibrium; diathermic wall, thermal equilibrium, chemical equilibrium, Zeroth law of thermodynamics, Temperature; concepts, scales, international fixed points and measurement of temperature. Constant volume gas thermometer, constant pressure gas thermometer, mercury in glass thermometer.

Module-2

Work and Heat: Mechanics, definition of work and its limitations. Thermodynamic definition of work; examples, sign convention. Displacement work; as a part of a system boundary, as a whole of a system boundary, expressions for displacement work in various processes through p-v diagrams. Shaft work; Electrical work. Other types of work. Heat; definition, units and sign convention. Problems.
First Law of Thermodynamics: Joules experiments, equivalence of heat and work. Statement of the First law of thermodynamics, extension of the First law to non - cyclic processes, energy, energy as a property, modes of energy, Extension of the First law to control volume; steady flow energy equation(SFEE), important

Module-3

Second Law of Thermodynamics: Limitations of first law of thermodynamics, Thermal reservoir, heat engine and heat pump: Schematic representation, efficiency and COP. Reversed heat engine, schematic representation, importance and superiority of a reversible heat engine and irreversible processes, internal and external reversibility. Kelvin - Planck statement of the Second law of Thermodynamics; PMM I and PMM II, Clausius statement of Second law of Thermodynamics, Equivalence of the two statements; Carnot cycle, Carnot principles. Problems
Entropy: Clausius inequality, Statement- proof, Entropy- definition, a property, change of entropy, entropy as a quantitative test for irreversibility, principle of increase in entropy, entropy as a coordinate.

Module-4

Availability, Irreversibility and General Thermodynamic relations. Introduction**,** Availability (Exergy), Unavailable energy, Relation between increase in unavailable energy and increase in entropy. Maximum work, maximum useful work for a system and control volume, irreversibility.
Pure Substances: P-T and P-V diagrams, triple point and critical points. Sub-cooled liquid, saturated liquid, mixture of saturated liquid and vapor, saturated vapor and superheated vapor states of pure substance with water as example. Enthalpy of change of phase (Latent heat). Dryness fraction (quality), T-S and H-S diagrams, representation of various processes on these diagrams. Steam tables and its use. Throttling calorimeter, separating and throttling calorimeter.

Module-5

Ideal gases: Ideal gas mixtures, Daltons law of partial pressures, Amagat's law of additive volumes, evaluation of properties of perfect and ideal gases, Air- Water mixtures and related properties.
Real gases – Introduction, Van-der Waal's Equation of state, Van-der Waal's constants in terms of critical properties, Beattie-Bridgeman equation, Law of corresponding states, compressibility factor; compressibility chart. Difference between Ideal and real gases.

Course Outcomes: At the end of the course, the student will be able to:

- CO1: Explain fundamentals of thermodynamics and evaluate energy interactions across the boundary of thermodynamic systems.
- CO2: Evaluate the feasibility of cyclic and non-cyclic processes using 2nd law of thermodynamics.
- CO3: Apply the knowledge of entropy, reversibility and irreversibility to solve numerical problems and apply 1st law of thermodynamics to closed and open systems and determine quantity of energy transfers and change in properties.
- CO4: Interpret the behavior of pure substances and its application in practical problems.
- CO5: Recognize differences between ideal and real gases and evaluate thermodynamic properties of ideal and real gas mixtures using various relations.

Question paper pattern:

- The question paper will have ten full questions carrying equal marks.
- Each full question will be for 20 marks.
- There will be two full questions (with a maximum of four sub- questions) from each module.
- Each full question will have sub- question covering all the topics under a module.
- The students will have to answer five full questions, selecting one full question from each module.

Sl No	Title of the Book	Name of the Author/s	Name of the Publisher	Edition and Year
Textbook/s				
1	Basic and Applied Thermodynamics	P.K.Nag,	Tata McGraw Hill	2nd Ed., 2002
2	Basic Engineering Thermodynamics	A.Venkatesh	Universities Press,	2008
3	Basic Thermodynamics,	B.K Venkanna, Swati B. Wadavadagi	PHI, New Delhi	2010
Reference Books				
3	Thermodynamics- An Engineering Approach	YunusA.Cenegal and Michael A.Boles	Tata McGraw Hill publications	2002
4	An Introduction to Thermodynamcis	Y.V.C.Rao	Wiley Eastern	1993,
5	Engineering Thermodynamics	.B.Jones and G.A.Hawkins	John Wiley and Sons.	

B. E. MECHANICAL ENGINEERING
Choice Based Credit System (CBCS) and Outcome Based Education (OBE)
SEMESTER - III

MATERIAL SCIENCE

Course Code	**18ME34**	CIE Marks	40
Teaching Hours/Week (L:T:P)	3:0:0	SEE Marks	60
Credits	03	Exam Hours	03

Course Learning Objectives:

- The foundation for understanding the structure and behaviour of materials common in mechanical engineering.
- Topics to explore the mechanical properties of metals and their alloys, polymers, ceramics, smart materials and composites.
- To understand modifications of material properties by heat treatment processes.
- Selections of different materials for various applications are highlighted.
- Impart knowledge of various failure modes of materials.

Module-1

Introduction to Crystal Structure: Coordination number, atomic packing factor, Simple Cubic, BCC,FCC and HCP Structures, Crystal imperfections–point, line, surface and volume imperfections. Atomic Diffusion: Phenomen on, Fick's laws of diffusion (First and Second Law);Factors affecting diffusion.

Mechanical Behaviour: Stress-strain diagrams showing ductile and brittle behaviour of materials, Engineering stress and true strains, Linear and non- linear elastic behaviour and properties, Mechanical properties in plastic range: Stiffness, Yield strength, Offset Yield strength, Ductility, Ultimate Tensile strength, Toughness. Plastic deformation of single crystal by slip and twinning, Mechanisms of strengthening in metals.

Module-2

Failure of Materials Fracture: Type I, Type II and Type III,

Fatigue: Types of fatigue loading with examples, Mechanism of fatigue, fatigue properties, S-N diagram, fatigue testing.

Creep: Description of the phenomenon with examples, three stages of creep, creep properties, Stress relaxation. Concept of fracture toughness, numerical on diffusion, strain and stress relaxation. Alloys, Steels, Solidification:

Conceptofformationofalloys:Typesofalloys,solidsolutions,factorsaffectingsolidsolubility(HumeRotheryrules) ,Binary phasediagrams:Eutectic,andEutectoidsystems,Leverrule,Intermediatephases,(The same type of process will study in Iron Carbon Phase Diagrams) Gibbs phase rule, Effect of non-equilibrium cooling, Coring and Homo genization Iron-Carbon (Cementite) diagram: description of phases, Effect of common alloying elements in steel, Common alloy steels, Stainless steel, Tool steel, Specifications of steels.

Solidification: Mechanism of solidification, Homogenous and Heterogeneous nucleation, Crystal growth,

Module-3

Heat Treatment, Ferrous and Non-Ferrous Alloys: Heat treating of metals: Time-Temperature-Transformation (TTT) curves, Continuous Cooling Transformation (CCT) curves, Annealing: Recovery, Re crystallization and Grain growth, Types of annealing, Normalizing, Hardening, Tempering, Mar tempering, Austempering, Concept of harden ability, Factors affecting harden ability.

Surface hardening methods: carburizing, cyaniding, nit riding, flame hardening and induction hardening, Age hardening of aluminium-copper alloys and PH steels. Ferrous materials: Properties, Compositions and uses of Grey cast iron and steel.

Module-4

Composite Materials : Composite materials - Definition, classification, types of matrix materials & reinforcements, Metal Matrix Composites (MMCs), Ceramic Matrix Composites (CMCs) and Polymer Matrix Composites (PMCs), Particulate-reinforced and fiber- reinforced composites, Fundamentals of production of composites, characterization of composites, constitutive relations of composites, determination of composite properties from component properties, hybrid composites. Applications of composite materials. Numerical on determining properties of composites.

Module-5

Other Materials, Material Selection

Ceramics: Structure type sand properties and applications of ceramics. Mechanical/ Electrical behaviour and processing of Ceramics.

Plastics: Various types of polymers/plastics and their applications. Mechanical behaviour and processing of plastics, Failure of plastics.

Other materials: Brief description of other materials such as optical and thermal materials.

Smart materials–fiber optic materials,piezo-electrics,shapememoryalloys–Nitinol,superelasticity.

Biological applications of smart materials-materials usedasim plants in human Body, selection of materials, performance of materials in service. Residual life assessment–use of non-destructive testing, economics, environment and Sustainability.

Course Outcomes: At the end of the course, the student will be able to:

CO1: Understand the mechanical properties of metals and their alloys.

CO2: Analyze the various modes of failure and understand the microstructures of ferrous and non-ferrous materials.

CO3: Describe the processes of heat treatment of various alloys.

CO4: Acquire the Knowledge of composite materials and their production process as well as applications.

CO5: Understand the properties and potentialities of various materials available and material selection procedures.

Question paper pattern:

- The question paper will have ten full questions carrying equal marks.
- Each full question will be for 20 marks.
- There will be two full questions (with a maximum of four sub- questions) from each module.
- Each full question will have sub- question covering all the topics under a module.
- The students will have to answer five full questions, selecting one full question from each module.

Sl No	Title of the Book	Name of the Author/s	Name of the Publisher	Edition and Year
Textbook/s				
1	Foundations of Materials Science and Engineering	Smith	McGrawHill	4thEdition, 2009.
2	Material science and Engineering and Introduction	WilliamD.Callister	Wiley	2006
3	Materials Science	Shackle ford., & M. K. Muralidhara	Pearson Publication	2007
Reference Books				
3	Materials Science and Engineering	V.Raghavan	PHI	2002
4	The Science and Engineering of Materials	Donald R. Askland and Pradeep.P. Phule	Cengage Learning	4lhEd., 2003
5	Mechanical Metallurgy	GeorgeEllwoodDieter	McGraw-Hill.	
6	ASM Handbooks	American Society of Metals		
7	Elements of Materials Science and Engineering	H. VanVlack,	Addison-Wesley Edn	1998
8	An introduction to Metallurgy	Alan Cottrell	University Press India	1974.

B. E. MECHANICAL ENGINEERING
Choice Based Credit System (CBCS) and Outcome Based Education (OBE)
SEMESTER - III

METAL CUTTING AND FORMING

Course Code	**18ME35A/45A**	CIE Marks	40
Teaching Hours/Week (L:T:P)	3:0:0	SEE Marks	60
Credits	03	Exam Hours	03

Course Learning Objectives:

- To enrich the knowledge pertaining to relative motion and mechanics required for various machine tools.
- To introduce students to different machine tools to produce components having different shapes and sizes.
- To develop the knowledge on mechanics of machining process and effect of various parameters on machining.
- To acquaint with the basic knowledge on fundamentals of metal forming processes
- To study various metal forming processes.

Module-1

Introduction to Metal cutting: Orthogonal and oblique cutting. Classification of cutting tools: single, and multipoint; tool signature for single point cutting tool. Mechanics of orthogonal cutting; chip formation, shear angle and its significance, Merchant circle diagram. Numerical problems.
Cutting tool materials and applications.
Introduction to basic metal cutting machine tools: Lathe- Parts of lathe machine, accessories of lathe machine, and various operations carried out on lathe. Kinematics of lathe. Turret and Capstan lathe.

Module-2

Milling: Various Milling operations, classification of milling machines, Vertical & Horizontal milling, up milling & down milling. Indexing: need of indexing, simple, compound & differential indexing.
Drilling: Difference between drilling, boring & reaming, types of drilling machines. Boring operations & boring machines.
Shaping, Planing and Slotting machines-machining operations and operating parameters.
Grinding: Grinding operation, classification of grinding processes: cylindrical, surface &centerless grinding

Module-3

Introduction to tool wear, tool wear mechanisms, tool life equations, effect of process parameters on tool life, machinability. Cutting fluid-types and applications, surface finish, effect of machining parameters on surface finish. Economics of machining process, choice of cutting speed and feed, tool life for minimum cost and production time. Numerical problems.

Module-4

MECHANICAL WORKING OF METALS
Introduction to metal forming processes & classification of metal forming processes. Hot working & cold working of metals. Forging: Smith forging, drop forging & press forging. Forging Equipment, Defects in forging.
Rolling: Rolling process, Angle of bite, Types of rolling mills, Variables of rolling process, Rolling defects.
Drawing & Extrusion: Drawing of wires, rods & pipes, Variables of drawing process. Difference between drawing & extrusion. Various types of extrusion processes.

Module-5

Sheet Metal Operations: Blanking, piercing, punching, drawing, draw ratio, drawing force, variables in drawing, Trimming, and Shearing.
Bending — types of bending dies, Bending force calculation,
Embossing and coining.
Types of dies: Progressive, compound and combination dies.

Course Outcomes: At the end of the course, the student will be able to:

CO1: Explain the construction & specification of various machine tools.

CO2: Discuss different cutting tool materials, tool nomenclature & surface finish.

CO3: Apply mechanics of machining process to evaluate machining time.

CO4: Analyze tool wear mechanisms and equations to enhance tool life and minimize machining cost.

CO5: Understand the concepts of different metal forming processes.

CO6: Apply the concepts of design of sheet metal dies to design different dies for simple sheet metal components.

Question paper pattern:

- The question paper will have ten full questions carrying equal marks.
- Each full question will be for 20 marks.
- There will be two full questions (with a maximum of four sub- questions) from each module.
- Each full question will have sub- question covering all the topics under a module.
- The students will have to answer five full questions, selecting one full question from each module.

Sl. No.	Title of the Book	Name of the Author/s	Name of the Publisher	Edition and Year
Textbook/s				
1	Manufacturing Technology Vol I & II	P.N.Rao	Tata McGraw Hill Pub. Co. Ltd., New Delhi	1998
2	A textbook of Production Technology Vol I and II	Sharma, P.C.,	S. Chand & Company Ltd., New Delhi	1996
3	Manufacturing Science	Amithab Gosh &A.K.Malik	East-West press	2001
Reference Books				
3	Workshop Technology Vol. I and II	Chapman W. A. J.	Arnold Publisher New Delhi	1998
4	Elements of Manufacturing Technology Vol II,	Hajra Choudhary, S. K. and Hajra Choudhary, A. K.	Media Publishers, Bombay	1988
5	Metal Forming Handbook	Schuler	Springer Verlag Publication	
6	Metal Forming: Mechanics and Metallurgy	Hosford,WF and Caddell,R.M	Prentice Hall	1993
7	Manufacturing Engineering and Technology	Kalpakjian	Addision Wesley CongmenPvt. Ltd.	2000
8	Production Technology	HMT		

B. E. MECHANICAL ENGINEERING
Choice Based Credit System (CBCS) and Outcome Based Education (OBE)
SEMESTER - III

METAL CASTING AND WELDING

Course Code	**18ME35B/45B**	CIE Marks	40
Teaching Hours/Week (L:T:P)	3:0:0	SEE Marks	60
Credits	03	Exam Hours	03

Course Learning Objectives:

- To provide adequate knowledge of quality test methods conducted on welded and cast components.
- To provide knowledge of various casting process in manufacturing.
- To provide in-depth knowledge on metallurgical aspects during solidification of metal and alloys.
- To provide detailed information about the moulding processes.
- To impart knowledge of various joining process used in manufacturing.
- To impart knowledge about behaviour of materials during welding, and the effect of process parameters in welding,

Module-1

Introduction & basic materials used in foundry:
Introduction: Definition, Classification of manufacturing processes. Metals cast in the foundry-classification, factors that determine the selection of a casting alloy.
Introduction to casting process & steps involved:
Patterns: Definition, classification, materials used for pattern, various pattern allowances and their importance.
Sand moulding: Types of base sand, requirement of base sand. Binder, Additives definition, need and types; preparation of sand moulds. Melding machines- Jolt type, squeeze type and Sand slinger.
Study of important moulding process: Green sand, core sand, dry sand, sweep mould, CO_2mould, shell mould, investment mould, plaster mould, cement bonded mould.
Cores: Definition, need, types. Method of making cores,
Concept of gating (top, bottom, parting line, horn gate) and risers (open, blind) Functions and types.

Module-2

MELTING & METAL MOLD CASTING METHODS
Melting furnaces: Classification of furnaces, Gas fired pit furnace, Resistance furnace, Coreless induction furnace, electric arc furnace, constructional features & working principle of cupola furnace.
Casting using metal moulds: Gravity die casting, pressure die casting, centrifugal casting, squeeze casting, slush casting, thixocasting, and continuous casting processes.

Module-3

SOLIDIFICATION &NON-FERROUS FOUNDRY PRACTICE
Solidification: Definition, nucleation, solidification variables. Directional solidification-need and methods. Degasification in liquid metals-sources of gas, degasification methods.
Fettling and cleaning of castings: Basic steps involved. Sand Casting defects- causes, features and remedies. Advantages & limitations of casting process
Nonferrous foundry practice: Aluminium castings - advantages, limitations, melting of Aluminium using lift-out type crucible furnace. Hardeners used, drowsing, gas absorption, fluxing and flushing, grain refining, pouring temperature. Stir casting set up, procedure, uses, advantages and limitations.

Module-4

Welding process: Definition, Principles, classification, application, advantages & limitations of welding. Arc welding: Principle, Metal arc welding (MAW), Flux Shielded Metal Arc Welding (FSMAW), Inert Gas Welding (TIG & MIG) Submerged Arc Welding (SAW) and Atomic Hydrogen Welding (AHW).
Special type of welding: Resistance welding principles, Seam welding, Butt welding, Spot welding and Projection welding. Friction welding, Explosive welding, Thermit welding, Laser welding and Electron beam welding.

Module-5

METALLURGICAL ASPECTS IN WELDING, SOLDERING, AND BRAZING

Structure of welds, Formation of different zones during welding, Heat Affected Zone (HAZ), Parameters affecting HAZ. Effect of carbon content on structure and properties of steel, Shrinkage in welds& Residual stresses. Concept of electrodes, filler rod and fluxes. Welding defects- detection, causes & remedy.

Soldering, brazing, gas welding: Soldering, Brazing, Gas Welding: Principle, oxy-Acetylene welding, oxy-hydrogen welding, air-acetylene welding, Gas cutting, powder cutting.

Inspection methods: Methods used for inspection of casting and welding. Visual, magnetic particle, fluorescent particle, ultrasonic. Radiography, eddy current, holography methods of inspection.

Course Outcomes: At the end of the course, the student will be able to:

CO1: Describe the casting process and prepare different types of cast products.

CO2: Acquire knowledge on Pattern, Core, Gating, Riser system and to use Jolt, Squeeze, Sand Slinger Moulding machines.

CO3: Compare the Gas fired pit, Resistance, Coreless, Electrical and Cupola Metal Furnaces.

CO4: Compare the Gravity, Pressure die, Centrifugal, Squeeze, slush and Continuous Metal mold castings.

CO5: Understand the Solidification process and Casting of Non-Ferrous Metals.

CO6: Describe the Metal Arc, TIG, MIG, Submerged and Atomic Hydrogen Welding processes etc. used in manufacturing.

CO7: Describe methods for the quality assurance of components made of casting and joining process

Question paper pattern:

- The question paper will have ten full questions carrying equal marks.
- Each full question will be for 20 marks.
- There will be two full questions (with a maximum of four sub- questions) from each module.
- Each full question will have sub- question covering all the topics under a module.
- The students will have to answer five full questions, selecting one full question from each module.

Sl. No.	Title of the Book	Name of the Author/s	Name of the Publisher	Edition and Year
Textbook/s				
1	Principles of metal casting	Rechard W. Heine, Carl R. Loper Jr., Philip C. Rosenthal	Tata McGraw Hill Education Private Limited	1976
2	Manufacturing Process-I	Dr.K.Radhakrishna	Sapna Book House,	5th Revised Edition 2009.
3	Manufacturing Technology-Foundry, Forming and	P.N.Rao	Tata McGraw Hill	3rd Ed., 2003.
Reference Books				
4	Process and Materials of Manufacturing	Roy A Lindberg	Pearson Edu	4th Ed. 2006
5	Manufacturing Technology	Serope Kalpakjian Steuen. R Sechmid	Pearson Education Asia	5th Ed. 2006

B. E. MECHANICAL ENGINEERING
Choice Based Credit System (CBCS) and Outcome Based Education (OBE)
SEMESTER - III

COMPUTER AIDED MACHINE DRAWING

Course Code	**18ME36A/46A**	CIE Marks	40
Teaching Hours/Week (L:T:P)	1:4:0	SEE Marks	60
Credits	03	Exam Hours	03

Course Learning Objectives:

- To acquire the knowledge of CAD software and its features.
- To familiarize the students with Indian Standards on drawing practices.
- To impart knowledge of thread forms, fasteners, keys, joints and couplings.
- To make the students understand and interpret drawings of machine components leading to preparation of assembly drawings manually and using CAD packages.
- To acquire the knowledge of limits, tolerance and fits and indicate them on machine drawings.

Part A

Part A

Introduction:

Review of graphic interface of the software. Review of basic sketching commands and navigational commands. Starting a new drawing sheet. Sheet sizes. Naming a drawing, Drawing units, grid and snap. Conversion of pictorial views into orthographic projections of simple machine parts (with and without section). Hidden line conventions. Precedence of lines.

Sections of Solids: Sections of Pyramids, Prisms, Cubes, Tetrahedrons, Cones and Cylinders resting only on their bases (No problems on axis inclinations, spheres and hollow solids). True shape of sections.

Conversion of pictorial views into orthographic projections of simple machine parts. Hidden line conventions. Precedence of lines.

Conversion of pictorial views into orthographic projections of simple machine parts (with section planes indicated on the part).

Thread Forms: Thread terminology, sectional views of threads. ISO Metric (Internal & External), BSW (Internal & External) square and Acme. Sellers thread, American Standard thread.

Fasteners: Hexagonal headed bolt and nut with washer (assembly), square headed bolt and nut with washer (assembly) simple assembly using stud bolts with nut and lock nut. Flanged nut, slotted nut, taper and split pin for locking, counter sunk head screw, grub screw, Allen screw.

Part B

Keys: Parallel key, Taper key, Feather key, Gib-head key and Woodruff key.

Joints: Cotter joint (socket and spigot), knuckle joint (pin joint) for two rods.

Couplings: Split Muff coupling, Protected type flanged coupling, pin (bush) type flexible coupling, and universal coupling (Hooks' Joint)

Part C

Limits, Fits and Tolerances: Introduction, Fundamental tolerances, Deviations, Methods of placing limit dimensions, machining symbols, types of fits with symbols and applications, geometrical tolerances on drawings. Standards followed in industry.

Assembly Drawings: (Part drawings shall be given)

1. Plummer block (Pedestal Bearing)
2. Lever Safety Valve
3. I.C. Engine connecting rod
4. Screw jack (Bottle type)
5. Tailstock of lathe
6. Machine vice
7. Tool head of shaper

Course Outcomes: At the end of the course, the student will be able to:

CO1: Identify the national and international standards pertaining to machine drawing.

CO2: Understand the importance of the linking functional and visualization aspects in the preparation of the part drawings

CO3: Apply limits and tolerances to assemblies and choose appropriate fits for given assemblies.

CO4: Interpret the Machining and surface finish symbols on the component drawings.

CO5: Preparation of the part or assembly drawings as per the conventions.

Scheme of Examination: Two questions to be set from each Part A, part B and Part C. Student has to answer one question each from Part A and Part B for 25 marks each and one question from Part C for 50 marks.

INSTRUCTION FOR COMPUTER AIDED MACHINE DRAWING (15ME36A/46A) EXAMINATION

1. No restriction of timing for sketching/ computerization of solutions. The total duration is 3 hours.
2. It is desirable to do sketching of all the solutions before computerization.
3. Drawing instruments may be used for sketching.
4. For Part A and Part B, 2D drafting environment should be used.
5. For Part C, 3D environment should be used for parts and assembly, and extract 2D views of assembly.
6. Part A and Part B
   25 Marks (15 marks for sketching and 10 marks for computer work)
7. Part C
   50 Marks (20 marks for sketching and 30 marks for computer modelling)

Sl No	Title of the Book	Name of the Author/s	Name of the Publisher	Edition and Year
Textbook/s				
1	Machine Drawing	K.R. Gopala Krishna	Subhash Publication	2005
2	Machine Drawing	N.D.Bhat&V.M. Panchal	Charoratar publishing house	2005
Reference Books				
3	A Text Book of Computer Aided Machine Drawing	S. Trymbaka Murthy	CBS Publishers, New Delhi	2007
4	Engineering drawing	P.S.Gill	S K Kataria and Sons	2013
5	Machine Drawing	N. Siddeshwar, P. Kanniah, V.V.S. Sastri	Tata McGraw Hill	2006

B. E. MECHANICAL ENGINEERING
Choice Based Credit System (CBCS) and Outcome Based Education (OBE)
SEMESTER - III

MECHANICAL MEASUREMENTS AND METROLOGY

Course Code	**18ME36B/46B**	CIE Marks	40
Teaching Hours/Week (L:T:P)	3:0:0	SEE Marks	60
Credits	03	Exam Hours	03

Course Learning Objectives:

- To understand the concept of metrology and standards of measurement.
- To equip with knowledge of limits, fits, tolerances and gauging
- To acquire knowledge of linear and Angular measurements, Screw thread and gear measurement & comparators.
- To understand the knowledge of measurement systems and methods with emphasis on different Transducers, intermediate modifying and terminating devices.
- To understand the measurement of Force, Torque, Pressure, Temperature and Strain.

Module-1

Introduction to Metrology: Definition, objectives of metrology, Material Standards, Wavelength Standards, Classification of standards, Line and End standards, Calibration of End bars. Numerical examples.
Liner measurement and angular measurements: Slip gauges-Indian standards on slip gauges, Adjustable slip gauges, Wringing of slip gauges, Problems on building of slip gauges (M87, M112), Measurement of angle-sine bar, Sine centre, Angle gauges, Optical instruments for angular measurements. Autocollimator-Applications for measuring straightness and squareness.

Module-2

System of Limits, Fits, Tolerance and Gauging: Definitions, Tolerance, Tolerance analysis (addition & subtraction of tolerances) Inter changeability & Selective assembly. Class &grade of tolerance, Fits, Types of fits, Numerical on limits, fit and tolerance. Hole base system & shaft base system. Taylor's principle, Types of limit gauges, Numerical on limit gauge design.
Comparators: Functional requirements, Classification, Mechanical- Johnson Mikrokator, Sigma comparators, Dial indicator, Electrical comparators, LVDT, Pneumatic comparators- Principle of back pressure, Solex comparators, Optical comparators, Zeiss ultraoptimeter.

Module-3

Measurement of screw thread and gear: Terminology of screw threads, Measurement of major diameter, Minor diameter, Pitch, Angle and Effective diameter of screw threads by 2- wire and 3-wire methods, Best size wire. Screw thread gauges, Toolmaker's microscope.
Gear tooth Measurements: Tooth thickness measurement using constant chord method, Addendum, Comparator method and Base tangent method, Measurement of pitch, Concentricity, Run out and In volute profile. Gear roll tester for composite error.

Module-4

Measurement system and basic concepts of measurement methods: Definition, Significance of measurement, Generalized measurement system, Static characteristics- Accuracy, Precision, Calibration, Threshold, Sensitivity, Hysteresis, Repeatability, Linearity, Loading effect, Dynamic characteristics- System response, Time delay. Errors in measurement, Classification of errors.

Transducers: Transfer efficiency, Primary and Secondary transducers, Electrical transducers, Mechanical, Electronic transducers, Relative comparison of each type of transducers.
Intermediate Modifying and Terminating Devices: Mechanical systems, Inherent problems, Electrical intermediate modifying devices, Input circuitry, Ballast circuit, Electronic amplifiers. Terminating devices, Cathode ray oscilloscope, Oscillographs.

Module-5

Applied mechanical measurement: Measurement of force, Torque, Pressure, Types of Dynamometers, Absorption dynamometer, Prony brake and Rope brake dynamometer, and Power Measuring Instruments. Use of elastic members, Bridgeman gauge, McLeod gauge, Pirani gauge.

Measurement of strain and temperature: Theory of strain gauges, Types, Electrical resistance strain gauge, Preparation and mounting of Strain gauges, Gauge factor, Methods of strain measurement, temperature compensation, Resistance thermometers, Thermocouple, Law of thermocouple, Pyrometer, Optical pyrometer.

Course Outcomes: At the end of the course, the student will be able to:

CO1: Understand the objectives of metrology, methods of measurement, standards of measurement & various measurement parameters.

CO2: Explain tolerance, limits of size, fits, geometric and position tolerances, gauges and their design

CO3: Understand the working principle of different types of comparators.

CO3: Describe measurement of major & minor diameter, pitch, angle and effective diameter of screw threads.

CO4: Explain measurement systems, transducers, intermediate modifying devices and terminating devices..

CO5: Describe functioning of force, torque, pressure, strain and temperature measuring devices.

Question paper pattern:

- The question paper will have ten full questions carrying equal marks.
- Each full question will be for 20 marks.
- There will be two full questions (with a maximum of four sub- questions) from each module.
- Each full question will have sub- question covering all the topics under a module.
- The students will have to answer five full questions, selecting one full question from each module.

Sl. No.	Title of the Book	Name of the Author/s	Name of the Publisher	Edition and Year
Textbook/s				
1	Mechanical Measurements	Beckwith Marangoni and Lienhard	Pearson Education	6th Ed., 2006
2	Instrumentation, Measurement and Analysis	B C Nakra, K K Chaudhry	McGraw–Hill	4th Edition
3	Engineering Metrology	R.K. Jain	Khanna Publishers	2009
Reference Books				
1	Engineering Metrology and Measurements	Bentley	Pearson Education	
2	Theory and Design for Mechanical Measurements, III edition	Richard S Figliola, Donald E Beasley	WILEY India Publishers	
3	Engineering Metrology	Gupta I.C	Dhanpat Rai Publications	
4	Deoblin's Measurement system,	Ernest Deoblin, Dhanesh manick	McGraw–Hill	
5	Engineering Metrologyand Measurements	N.V.Raghavendra and L. Krishnamurthy	Oxford University Press.	

B. E. MECHANICAL ENGINEERING
Choice Based Credit System (CBCS) and Outcome Based Education (OBE)
SEMESTER – III

MATERIAL TESTING LAB

Course Code	**18MEL37A/47A**	CIE Marks	40
Teaching Hours/Week (L:T:P)	0:2:2	SEE Marks	60
Credits	02	Exam Hours	03

Course Learning Objectives:

- To learn the concept of the preparation of samples to perform characterization such as microstructure, volume fraction of phases and grain size.
- To understand mechanical behaviour of various engineering materials by conducting standard tests.
- To learn material failure modes and the different loads causing failure.
- To learn the concepts of improving the mechanical properties of materials by different methods like heat treatment, surface treatment etc.

Sl. No.	Experiments
	PART A
1	Preparation of specimen for Metallographic examination of different engineering materials. To report microstructures of plain carbon steel, tool steel, gray C.I, SG iron, Brass, Bronze & composites.
2	Heat treatment: Annealing, normalizing, hardening and tempering of steel. Metallographic specimens of heat treated components to be supplied and students should report microstructures of furnace cooled, water cooled, air cooled, tempered steel. Students should be able to distinguish the phase changes in a heat treated specimen compared to untreated specimen.
3	Brinell, Rockwell and Vickers's Hardness tests on untreated and heat treated specimens.
4	To study the defects of Cast and Welded components using Non-destructive tests like: a) Ultrasonic flaw detection b) Magnetic crack detection c) Dye penetration testing.
	PART B
5	Tensile, shear and compression tests of steel, aluminum and cast iron specimens using Universal Testing Machine
6	Torsion Test on steel bar.
7	Bending Test on steel and wood specimens.
8	Izod and Charpy Tests on Mild steel and C.I Specimen.
9	To study the wear characteristics of ferrous and non-ferrous materials under different parameters.
10	Tensile, shear and compression tests of steel, aluminum and cast iron specimens using Universal Testing Machine
11	Fatigue Test (demonstration only).

Course Outcomes: At the end of the course, the student will be able to:

CO1: Acquire experimentation skills in the field of material testing.

CO2: Develop theoretical understanding of the mechanical properties of materials by performing experiments.

CO3: Apply the knowledge to analyse a material failure and determine the failure inducing agent/s.

CO4: Apply the knowledge of testing methods in related areas.

CO5: Understand how to improve structure/behaviour of materials for various industrial applications.

Conduct of Practical Examination:

1. All laboratory experiments are to be included for practical examination.
2. Breakup of marks and the instructions printed on the cover page of answer script to be strictly adhered by the examiners.
3. Students can pick one experiment from the questions lot prepared by the examiners.

Scheme of Examination:

ONE question from part -A: 30 Marks
ONE question from part -B: 50 Marks
Viva -Voice: 20 Marks
Total: 100 Marks

B. E. MECHANICAL ENGINEERING
Choice Based Credit System (CBCS) and Outcome Based Education (OBE)
SEMESTER – III

MECHANICAL MEASUREMENTS AND METROLOGY LAB

Course Code	**18MEL37B/47B**	CIE Marks	40
Teaching Hours/Week (L:T:P)	0:2:2	SEE Marks	60
Credits	02	Exam Hours	03

Course Learning Objectives:

- To illustrate the theoretical concepts taught in Mechanical Measurements & Metrology through experiments.
- To illustrate the use of various measuring tools & measuring techniques.
- To understand calibration techniques of various measuring devices.

Sl. No.	Experiments
	PART A
1	Calibration of Pressure Gauge
2	Calibration of Thermocouple
3	Calibration of LVDT
4	Calibration of Load cell
5	Determination of modulus of elasticity of a mild steel specimen using straingauges.
	PART B
6	Measurements using Optical Projector / Tool makers' Microscope.
7	Measurement of angle using Sine Centre / Sine bar / bevelprotractor
8	Measurement of alignment using Autocollimator / Rollerset
9	Measurement of cutting tool for cesusing:
10	Measurements of Screw thread parameters using two wire or three-wire methods.
11	Measurements of surface roughness using Tally Surf/Mechanical Comparator
12	Measurement of gear tooth profile using gear tooth Vernier/Gear tooth micrometer
13	Calibration of Micrometer using slip gauges
14	Measurement using Optical Flats

Course Outcomes: At the end of the course, the student will be able to:

CO1: Understand Calibration of pressure gauge, thermocouple, LVDT, load cell, micrometre.

CO2: Apply concepts of Measurement of angle using Sine Centre/ Sine Bar/ Bevel Protractor, alignment using Autocollimator/ Roller set.

CO3: Demonstrate measurements using Optical Projector/Tool maker microscope, Optical flats.

CO4: Analyse tool forces using Lathe/Drill tool dynamometer.

CO5: Analyse Screw thread parameters using 2-Wire or 3-Wire method, gear tooth profile using gear tooth Vernier/Gear tooth micrometre

CO6: Understand the concepts of measurement of surface roughness.

Conduct of Practical Examination:

1. All laboratory experiments are to be included for practical examination.
2. Breakup of marks and the instructions printed on the cover page of answer script to be strictly adhered by the examiners.
3. Students can pick one experiment from the questions lot prepared by the examiners.

Scheme of Examination:

ONE question from part -A: 30 Marks
ONE question from part -B: 50 Marks
Viva -Voice: 20 Marks
Total: 100 Marks

B. E. MECHANICAL ENGINEERING
Choice Based Credit System (CBCS) and Outcome Based Education (OBE)
SEMESTER – III

WORKSHOP AND MACHINE SHOP PRACTICE

Course Code	**18MEL38A/48A**	CIE Marks	40
Teaching Hours/Week (L:T:P)	0:2:2	SEE Marks	60
Credits	02	Exam Hours	03

Course Learning Objectives:

- To guide students to use fitting tools to perform fitting operations.
- To provide an insight to different machine tools, accessories and attachments.
- To train students into fitting and machining operations to enrich their practical skills.
- To inculcate team qualities and expose students to shop floor activities.
- To educate students about ethical, environmental and safety standards.

	Experiments
Sl. No	**PART A**
1	Preparation of at least two fitting joint models by proficient handling and application of hand tools- V-block, marking gauge, files, hack saw drills etc.
	PART B
2	Preparation of three models on lathe involving - Plain turning, Taper turning, Step turning, Thread cutting, Facing, Knurling, Drilling, Boring, Internal Thread cutting and Eccentric turning. Exercises should include selection of cutting parameters and cutting time estimation.
	PART C
3	Cutting of V Groove/ dovetail / Rectangular groove using a shaper. Cutting of Gear Teeth using Milling Machine. Exercises should include selection of cutting parameters and cutting time estimation.
	PART D (DEMONSTRATION ONLY)
	Study & Demonstration of power tools like power drill, power hacksaw, portable hand grinding, cordless screw drivers, production air tools, wood cutter, etc., used in Mechanical Engineering.

Course Outcomes: At the end of the course, the student will be able to:

CO1: To read working drawings, understand operational symbols and execute machining operations.
CO2: Prepare fitting models according to drawings using hand tools- V-block, marking gauge, files, hack saw, drills etc.
CO3: Understand integral parts of lathe, shaping and milling machines and various accessories and attachments used.
CO4: Select cutting parameters like cutting speed, feed, depth of cut, and tooling for various machining operations.
CO5: Perform cylindrical turning operations such as plain turning, taper turning, step turning, thread Cutting, facing, knurling, internal thread cutting, eccentric turning and estimate cutting time.
CO6:Perform machining operations such as plain shaping, inclined shaping, keyway cutting, Indexing and

Conduct of Practical Examination:

1. All laboratory experiments are to be included for practical examination.
2. Breakup of marks and the instructions printed on the cover page of answer script to be strictly adhered by the examiners.
3. Students can pick one experiment from the questions lot prepared by the examiners.
4. Change of experiment is allowed only once and 15% Marks allotted to the procedure part to be made zero.

Updated on 16.04.2020/28092020

Scheme of Examination:	
One Model from Part-A or Part-C:	30 Marks
One Model from Part-B:	50 Marks
Viva – Voce:	20 Marks
TOTAL:	100 Marks

B. E. MECHANICAL ENGINEERING
Choice Based Credit System (CBCS) and Outcome Based Education (OBE)
SEMESTER – III

FOUNDRY, FORGING AND WELDING LAB

Course Code	**18MEL38B/48B**	CIE Marks	40
Teaching Hours/Week (L:T:P)	0:2:2	SEE Marks	60
Credits	02	Exam Hours	03

Course Learning Objectives:

- To provide an insight into different sand preparation and foundry equipment.
- To provide an insight into different forging tools and equipment and arc welding tools and equipment.
- To provide training to students to enhance their practical skills in welding, forging and hand moulding.

Sl. No	Experiments
	PART A
1	**Testing of Molding sand and Core sand.** **Preparation of sand specimens and conduction of the following tests:** 1. Compression, Shear and Tensile tests on Universal Sand Testing Machine. 2. Permeability test 3. Sieve Analysis to find Grain Fineness Number (GFN) of Base Sand 4. Clay content determination on Base Sand. **Welding Practice:** Use of Arc welding tools and welding equipment Preparation of welded joints using Arc Welding equipment L-Joint, T-Joint, Butt joint, V-Joint, Lap joints on M.S. flats
	PART B
2	**Foundry Practice:** **Use of foundry tools and other equipment for Preparation of molding sand mixture.** **Preparation of green sand molds kept ready for pouring in the following cases:** 1. Using two molding boxes (hand cut molds). 2. Using patterns (Single piece pattern and Split pattern). 3. Incorporating core in the mold.(Core boxes). 4. Preparation of one casting (Aluminium or cast iron-Demonstration only)
	PART C
3	**Forging Operations:** Use of forging tools and other forging equipment. • Calculation of length of the raw material required to prepare the model considering scale loss. • Preparing minimum three forged models involving upsetting, drawing and bending operations.

Course Outcomes: At the end of the course, the student will be able to:

- Demonstrate various skills in preparation of molding sand for conducting tensile, shear and compression tests using Universal sand testing machine.
- Demonstrate skills in determining permeability, clay content and Grain Fineness Number of base sands.
- Demonstrate skills in preparation of forging models involving upsetting, drawing and bending operations.

Conduct of Practical Examination:

1. All laboratory experiments are to be included for practical examination.
2. Breakup of marks and the instructions printed on the cover page of answer script to be strictly adhered by the examiners.
3. Students can pick one experiment from the questions lot prepared by the examiners.
4. Change of experiment is allowed only once and 15% Marks allotted to the procedure part to be made zero.

Updated on 16.04.2020/28092020

Scheme of Examination:

1. One question is to be set from Part-A : 30 marks
   (20 marks for sand testing+ 10 Marks for welding)
2. One question is to be set from either Part-B or Part-C: 50 Marks
3. Viva – Voce: 20 marks

~~Updated on 16.04.2020/28092020~~

B. E. (Common to all Programmes)
Outcome Based Education (OBE) and Choice Based Credit System (CBCS)
SEMESTER –II / III / IV

Aadalitha Kannada

Course Code	**18KAK28/39/49**	CIE Marks	100
Teaching Hours/Week (L:T:P)	(0:2:0)		
Credits	01		

DqÀ½vÀ PÀ£ÀßqÀ PÀ°PÉAiÀÄ GzÉÝÃ±ÀUÀ¼ÀÄ:

- ¥ÀzÀ« «zÁåyð¼ÁVgÀÄªÀÅzÀjAzÀ DqÀ½vÀ PÀ£ÀßqÀzÀ ¥ÀjZÀAiÀÄ ªÀiÁrPÉÆqÀÄªÀÅzÀÄ.
- «zÁåyðUÀ¼À°è PÀ£ÀßqÀ ¨sÁµÉAiÀÄ ªÁåPÀgÀtzÀ §UÉÎ CjªÀÅ ªÀÄÆr¸ÀÄªÀÅzÀÄ.
- PÀ£ÀßqÀ ¨sÁµÁ gÀZÀ£ÉAiÀÄ°è£À ¤AiÀÄªÀÄUÀ¼À£ÀÄß ¥ÀjZÀ¬Ä¸ÀÄªÀÅzÀÄ.
- PÀ£ÀßqÀ ¨sÁµÁ §gÀºÀzÀ°è PÀAqÀÄ§gÀÄªÀ zÉÆÃµÀUÀ¼ÀÄ ºÁUÀÆ CªÀÅUÀ¼À ¤ªÁgÀuÉ. ªÀÄvÀÄÛ ¯ÉÃR£À aºÉßUÀ¼À£ÀÄß ¥ÀjZÀ¬Ä¸ÀÄªÀÅzÀÄ.
- ¸ÁªÀiÁ£Àå CfðUÀ¼ÀÄ, ¸ÀPÁðj ªÀÄvÀÄÛ CgÉ ¸ÀPÁðj ¥ÀvÀæªÀåªÀºÁgÀzÀ §UÉÎ CjªÀÅ ªÀÄÆr¸ÀÄªÀÅzÀÄ.
- ¨sÁµÁAvÀgÀ ªÀÄvÀÄÛ ¥Àæ§AzsÀ gÀZÀ£É §UÉÎ C¸ÀQÛ ªÀÄÆr¸ÀÄªÀÅzÀÄ.
- PÀ£ÀßqÀ ¨sÁµÁ¨sÁå¸À ªÀÄvÀÄÛ ¸ÁªÀiÁ£Àå PÀ£ÀßqÀ ºÁUÀÆ DqÀ½vÀ PÀ£ÀßqÀzÀ ¥ÀzÀUÀ¼À ¥ÀjZÀAiÀÄ ªÀiÁrPÉÆqÀÄªÀÅzÀÄ.

¥Àj«r (¥ÀoÀå¥ÀÄ¸ÀÛPÀzÀ°ègÀÄªÀ «µÀAiÀÄUÀ¼À ¥ÀnÖ)

CzsÁåAiÀÄ – 1 PÀ£ÀßqÀ¨sÁµÉ – ¸ÀAQë¥ÀÛ «ªÀgÀuÉ.
CzsÁåAiÀÄ – 2 ¨sÁµÁ ¥ÀæAiÉÆÃUÀzÀ¯ÁèUÀÄªÀ ¯ÉÆÃ¥ÀzÉÆÃµÀUÀ¼ÀÄ ªÀÄvÀÄÛ CªÀÅUÀ¼À ¤ªÁgÀuÉ.
CzsÁåAiÀÄ – 3 ¯ÉÃR£À aºÉßUÀ¼ÀÄ ªÀÄvÀÄÛ CªÀÅUÀ¼À G¥ÀAiÉÆÃUÀ.
CzsÁåAiÀÄ – 4 ¥ÀvÀæ ªÀåªÀºÁgÀ.
CzsÁåAiÀÄ – 5 DqÀ½vÀ ¥ÀvÀæUÀ¼ÀÄ.
CzsÁåAiÀÄ – 6 ¸ÀPÁðgÀzÀ DzÉÃ±À ¥ÀvÀæUÀ¼ÀÄ.
CzsÁåAiÀÄ – 7 ¸ÀAQë¥ÀÛ ¥Àæ§AzsÀ gÀZÀ£É (¦æ¸ÉÊ¸ï gÉÊnAUï), ¥Àæ§AzsÀ ªÀÄvÀÄÛ ¨sÁµÁAvÀgÀ.
CzsÁåAiÀÄ – 8 PÀ£ÀßqÀ ±À§Ý¸ÀAUÀæºÀ.
CzsÁåAiÀÄ – 9 PÀA¥ÀÆålgï ºÁUÀÆ ªÀiÁ»w vÀAvÀæeÁÕ£À.
CzsÁåAiÀÄ – 10 ¥Áj¨sÁ¶PÀ DqÀ½vÀ PÀ£ÀßqÀ ¥ÀzÀUÀ¼ÀÄ ªÀÄvÀÄÛ vÁAwæPÀ/ PÀA¥ÀÆålgï ¥Áj¨sÁ¶PÀ ¥ÀzÀUÀ¼ÀÄ.

DqÀ½vÀ PÀ£ÀßqÀ PÀ°PÉAiÀÄ ¥sÀ°vÁA±ÀÀUÀ¼ÀÄ:

- DqÀ½vÀ ¨sÁµÉ PÀ£ÀßqÀzÀ ¥ÀjZÀAiÀÄªÁUÀÄvÀÛzÉ.
- «zÁåyðUÀ¼À°è PÀ£ÀßqÀ ¨sÁµÉAiÀÄ ªÁåPÀgÀtzÀ §UÉÎ CjªÀÅ ªÀÄÆqÀÄvÀÛzÉ.
- PÀ£ÀßqÀ ¨sÁµÁ gÀZÀ£ÉAiÀÄ°è£À ¤AiÀÄªÀÄUÀ¼ÀÄ ªÀÄvÀÄÛ ¯ÉÃR£À aºÉßUÀ¼ÀÄ ¥ÀjZÀ¬Ä¸À®àqÀÄvÀÛªÉ.
- ¸ÁªÀiÁ£Àå CfðUÀ¼ÀÄ, ¸ÀPÁðj ªÀÄvÀÄÛ CgÉ ¸ÀPÁðj ¥ÀvÀæªÀåªÀºÁgÀzÀ §UÉÎ CjªÀÅ ªÀÄÆqÀÄvÀÛzÉ.
- ¨sÁµÁAvÀgÀ ªÀÄvÀÄÛ ¥Àæ§AzsÀ gÀZÀ£É §UÉÎ C¸ÀQÛ ªÀÄÆqÀÄvÀÛzÉ.
- PÀ£ÀßqÀ ¨sÁµÁ¨sÁå¸À ªÀÄvÀÄÛ ¸ÁªÀiÁ£Àå PÀ£ÀßqÀ ºÁUÀÆ DqÀ½vÀ PÀ£ÀßqÀzÀ ¥ÀzÀUÀ¼ÀÄ ¥ÀjZÀ¬Ä¸À®àqÀÄvÀÛªÉ.

¥ÀjÃPÉëAiÀÄ «zsÁ£À : ¤gÀAvÀgÀ DAvÀjPÀ ªÀiË®åªÀiÁ¥À£À - CIE **(Continuous Internal Evaluation):**

PÁ¯ÉÃdÄ ªÀÄlÖzÀ°èAiÉÄ DAvÀjPÀ ¥ÀjÃPÉëAiÀÄ£ÀÄß 100 CAPÀUÀ½UÉ «±Àé«zÁå®AiÀÄzÀ ¤AiÀÄªÀÄUÀ¼ÀÄ ªÀÄvÀÄÛ ¤zÉðÃ±À£ÀzÀAvÉ £ÀqÉ¸ÀvÀPÀÌzÀÄÝ.

~~Updated on 16.04.2020/28092020~~

B. E. (Common to all Programmes)
Outcome Based Education (OBE) and Choice Based Credit System (CBCS)
SEMESTER –II & III/IV

Vyavaharika Kannada

Course Code	**18KVK28/39/49**	CIE Marks	100
Teaching Hours/Week (L:T:P)	(0:2:0)		
Credits	01		

Course Learning Objectives:

The course will enable the students to understand Kannada and communicate in Kannada language.

Table of Contents:

Chapter - 1: Vyavaharika kannada – Parichaya (Introduction to Vyavaharika Kannada).
Chapter - 2: Kannada Aksharamale haagu uchcharane (Kannada Alpabets and Pronunciation).
Chapter - 3: Sambhashanegaagi Kannada Padagalu (Kannada Vocabulary for Communication).
Chapter - 4: Kannada Grammar in Conversations (Sambhashaneyalli Kannada Vyakarana).
Chapter - 5: Activities in Kannada.

Course Outcomes:

At the end of the course, the student will be able to understand Kannada and communicate in Kannada language.

¥ÀjÃPÉëAiÀÄ «zsÁ£À : ¤gÀAvÀgÀ DAvÀjPÀ ªÀiË®åªÀiÁ¥À£À - CIE **(Continuous Internal Evaluation):**

PÁ¯ÉÃdÄ ªÀÄlÖzÀ°èAiÉÄ DAvÀjPÀ ¥ÀjÃPÉëAiÀÄ£ÀÄß 100 CAPÀUÀ½UÉ «±Àé«zÁå®AiÀÄzÀ ¤AiÀÄªÀÄUÀ¼ÀÄ ªÀÄvÀÄÛ ¤zÉðÃ±À£ÀzÀAvÉ £ÀqÉ¸ÀvÀPÀÌzÀÄÝ.

Textbook (¥ÀoÀå¥ÀÄ¸ÀÛPÀ): ªÁåªÀºÁjPÀ PÀ£ÀßqÀ ¥ÀoÀå ¥ÀÄ¸ÀÛPÀ (Vyavaharika Kannada Text Book)

¸ÀÀA¥ÁzÀPÀgÀÄ
qÁ. J¯ï. wªÉÄäÃ±À
¥ÉÆæ. «. PÉÃ±ÀªÀªÀÄÆwð
¥ÀæPÀluÉ : ¥Àæ¸ÁgÁAUÀ, «±ÉéÃ±ÀégÀAiÀÄå vÁAwæPÀ «±Àé«zÁå®AiÀÄ, ¨É¼ÀUÁ«.

B. E. MECHANICAL ENGINEERING
Outcome Based Education (OBE) and Choice Based Credit System (CBCS)
SEMESTER - III

CONSTITUTION OF INDIA, PROFESSIONAL ETHICS AND CYBER LAW (CPC)

Course Code	**18CPC39/49**	CIE Marks	40
Teaching Hours/Week (L:T:P)	(1:0:0)	SEE Marks	60
Credits	01	Exam Hours	02

Course Learning Objectives: To

- know the fundamental political codes, structure, procedures, powers, and duties of Indian government institutions, fundamental rights, directive principles, and the duties of citizens
- Understand engineering ethics and their responsibilities; identify their individual roles and ethical responsibilities towards society.
- Know about the cybercrimes and cyber laws for cyber safety measures.

Module-1

Introduction to Indian Constitution: The Necessity of the Constitution, The Societies before and after the Constitution adoption. Introduction to the Indian constitution, The Making of the Constitution, The Role of the Constituent Assembly - Preamble and Salient features of the Constitution of India. Fundamental Rights and its Restriction and limitations in different Complex Situations. Directive Principles of State Policy (DPSP) and its present relevance in our society with examples. Fundamental Duties and its Scope and significance in Nation building.

Module-2

Union Executive and State Executive: Parliamentary System, Federal System, Centre-State Relations. Union Executive – President, Prime Minister, Union Cabinet, Parliament - LS and RS, Parliamentary Committees, Important Parliamentary Terminologies. Supreme Court of India, Judicial Reviews and Judicial Activism. State Executives – Governor, Chief Minister, State Cabinet, State Legislature, High Court and Subordinate Courts, Special Provisions (Articles 370.371,371J) for some States.

Module-3

Elections, Amendments and Emergency Provisions: Elections, Electoral Process, and Election Commission of India, Election Laws. Amendments - Methods in Constitutional Amendments (How and Why) and Important Constitutional Amendments. Amendments – 7,9,10,12,42,44, 61, 73,74, ,75, 86, and 91,94,95,100,101,118 and some important Case Studies. Emergency Provisions, types of Emergencies and its consequences.

Constitutional special provisions: Special Provisions for SC and ST, OBC, Women, Children and Backward Classes.

Module-4

Professional / Engineering Ethics: Scope & Aims of Engineering & Professional Ethics - Business Ethics, Corporate Ethics, Personal Ethics. Engineering and Professionalism, Positive and Negative Faces of Engineering Ethics, Code of Ethics as defined in the website of Institution of Engineers (India): Profession, Professionalism, and Professional Responsibility. Clash of Ethics, Conflicts of Interest. Responsibilities in Engineering Responsibilities in Engineering and Engineering Standards, the impediments to Responsibility. Trust and Reliability in Engineering, IPRs (Intellectual Property Rights), Risks, Safety and liability in Engineering

Module-5

Internet Laws, Cyber Crimes and Cyber Laws: Internet and Need for Cyber Laws, Modes of Regulation of Internet, Types of cyber terror capability, Net neutrality, Types of Cyber Crimes, India and cyber law, Cyber Crimes and the information Technology Act 2000, Internet Censorship. Cybercrimes and enforcement agencies.

Course Outcomes: On completion of this course, students will be able to,

- CO1: Have constitutional knowledge and legal literacy.
- CO2: Understand Engineering and Professional ethics and responsibilities of Engineers.
- CO3: Understand the the cybercrimes and cyber laws for cyber safety measures.

Question paper pattern for SEE and CIE:

- The SEE question paper will be set for 100 marks and the marks scored by the students will proportionately be reduced to 60. The pattern of the question paper will be objective type (MCQ).
- For the award of 40 CIE marks, refer the University regulations 2018.

Sl. No.	Title of the Book	Name of the Author/s	Name of the Publisher	Edition and Year
Textbooks				
1	Constitution of India, Professional Ethics and Human Rights	Shubham Singles, Charles E. Haries, and et al	Cengage Learning India	2018
2	Cyber Security and Cyber Laws	Alfred Basta and et al	Cengage Learning India	2018
Reference Books				
3	Introduction to the Constitution of India	Durga Das Basu	Prentice –Hall,	2008.
4	Engineering Ethics	M. Govindarajan, S. Natarajan, V. S. Senthilkumar	Prentice –Hall,	2004

B. E. MECHANICAL ENGINEERING
Outcome Based Education (OBE) and Choice Based Credit System (CBCS)
SEMESTER - III

ADDITIONAL MATHEMATICS – I
(Mandatory Learning Course: Common to All Programmes)
(A Bridge course for Lateral Entry students under Diploma quota to BE/B. Tech. programmes)

Course Code	**18MATDIP31**	CIE Marks	40
Teaching Hours/Week (L:T:P)	(2:1:0)	SEE Marks	60
Credits	0	Exam Hours	03

Course Learning Objectives:

- To provide basic concepts of complex trigonometry, vector algebra, differential and integral calculus.
- To provide an insight into vector differentiation and first order ODE's.

Module-1

Complex Trigonometry: Complex Numbers: Definitions and properties. Modulus and amplitude of a complex number, Argand's diagram, De-Moivre's theorem (without proof).
Vector Algebra: Scalar and vectors. Addition and subtraction and multiplication of vectors- Dot and Cross products, problems.

Module-2

Differential Calculus: Review of elementary differential calculus. Polar curves –angle between the radius vector and the tangent pedal equation- Problems. Maclaurin's series expansions, problems.
Partial Differentiation: Euler's theorem for homogeneous functions of two variables. Total derivatives - differentiation of composite function. Application to Jacobians of order two.

Module-3

Vector Differentiation: Differentiation of vector functions. Velocity and acceleration of a particle moving on a space curve. Scalar and vector point functions. Gradient, Divergence, Curl and Laplacian (Definitions only). Solenoidal and irrotational vector fields-Problems.

Module-4

Integral Calculus: Review of elementary integral calculus. Statement of reduction formulae for $\sin^n x, \cos^n x, and\ \sin^m x \times \cos^n x$and evaluation of these with standard limits-Examples. Double and triple integrals, problems.

Module-5

Ordinary differential equations (ODE's): Introduction-solutions of first order and first degree differential equations: Variable Separable methods, exact and linear differential equations of order one. Application to Newton's law of cooling.

Course Outcomes: At the end of the course the student will be able to:

- CO1: Apply concepts of complex numbers and vector algebra to analyze the problems arising in related area.
- CO2: Use derivatives and partial derivatives to calculate rate of change of multivariate functions.
- CO3: Analyze position, velocity and acceleration in two and three dimensions of vector valued functions. CO4: Learn techniques of integration including the evaluation of double and triple integrals.
- CO5: Identify and solve first order ordinary differential equations.

Question paper pattern:

- The question paper will have ten full questions carrying equal marks.
- Each full question will be for 20 marks.
- There will be two full questions (with a maximum of four sub- questions) from each module.

Sl. No.	Title of the Book	Name of the Author/s	Name of the Publisher	Edition and Year
Textbook				
1	Higher Engineering Mathematics	B.S. Grewal	Khanna Publishers	43rd Edition, 2015

Reference Books				
1	Advanced Engineering Mathematics	E. Kreyszig	John Wiley & Sons	10th Edition, 2015
2	Engineering Mathematics Vol.I	RohitKhurana	Cengage Learning	2015

B. E. MECHANICAL ENGINEERING
Outcome Based Education (OBE) and Choice Based Credit System (CBCS)
SEMESTER - IV

COMPLEX ANALYSIS, PROBABILITY AND STATISTICAL METHODS
(Common to all programmes)
[As per Choice Based Credit System (CBCS) scheme]

Course Code	**18MAT41**	CIE Marks	40
Teaching Hours/Week (L:T:P)	(2:2:0)	SEE Marks	60
Credits	03	Exam Hours	03

Course Learning Objectives:

- To provide an insight into applications of complex variables, conformal mapping and special functions arising in potential theory, quantum mechanics, heat conduction and field theory.
- To develop probability distribution of discrete, continuous random variables and joint probability distribution occurring in digital signal processing, design engineering and microwave engineering.

Module-1

Calculus of complex functions: Review of function of a complex variable, limits, continuity, and differentiability. Analytic functions: Cauchy-Riemann equations in Cartesian and polar forms and consequences.
Construction of analytic functions: Milne-Thomson method-Problems.

Module-2

Conformal transformations: Introduction. Discussion of transformations:$w = Z^2, w = e^z, w = z + \frac{1}{z}, (z \neq 0)$.Bilinear transformations- Problems.
Complex integration: Line integral of a complex function-Cauchy's theorem and Cauchy's integral formula and problems.

Module-3

Probability Distributions: Review of basic probability theory. Random variables (discrete and continuous), probability mass/density functions. Binomial, Poisson, exponential and normal distributions- problems (No derivation for mean and standard deviation)-Illustrative examples.

Module-4

Statistical Methods: Correlation and regression-Karl Pearson's coefficient of correlation and rank correlation -problems. Regression analysis- lines of regression –problems.
Curve Fitting: Curve fitting by the method of least squares- fitting the curves of the form-
$y = ax + b, y = ax^b and y = ax^2 + bx + c.$

Module-5

Joint probability distribution: Joint Probability distribution for two discrete random variables, expectation and covariance.
Sampling Theory: Introduction to sampling distributions, standard error, Type-I and Type-II errors. Test of hypothesis for means, student's t-distribution, Chi-square distribution as a test of goodness of fit.

Course Outcomes:
At the end of the course the student will be able to:

- Use the concepts of analytic function and complex potentials to solve the problems arising in electromagnetic field theory.
- Utilize conformal transformation and complex integral arising in aerofoil theory, fluid flow visualization and image processing.
- Apply discrete and continuous probability distributions in analyzing the probability models arising in engineering field.
- Make use of the correlation and regression analysis to fit a suitable mathematical model for the statistical data.
- Construct joint probability distributions and demonstrate the validity of testing the hypothesis.

Question paper pattern:

- The question paper will have ten full questions carrying equal marks.
- Each full question will be for 20 marks.
- There will be two full questions (with a maximum of four sub- questions) from each module.

Sl. No.	Title of the Book	Name of the Author/s	Name of the Publisher	Edition and Year
Textbooks				
1	Advanced Engineering Mathematics	E. Kreyszig	John Wiley & Sons	10th Edition,2016
2	Higher Engineering Mathematics	B. S. Grewal	Khanna Publishers	44th Edition, 2017
3	Engineering Mathematics	Srimanta Pal et al	Oxford University Press	3rd Edition,2016
Reference Books				
1	Advanced Engineering Mathematics	C. Ray Wylie, Louis C.Barrett	McGraw-Hill	6th Edition 1995
2	Introductory Methods of Numerical Analysis	S.S.Sastry	Prentice Hall of India	4th Edition 2010
3	Higher Engineering Mathematics	B. V. Ramana	McGraw-Hill	11th Edition,2010
4	A Text Book of Engineering Mathematics	N. P. Bali and Manish Goyal	Laxmi Publications	2014

Web links and Video Lectures:

1. http://nptel.ac.in/courses.php?disciplineID=111
2. http://www.class-central.com/subject/math(MOOCs)
3. http://academicearth.org/
4. VTU EDUSAT PROGRAMME - 20

B. E. MECHANICAL ENGINEERING
Choice Based Credit System (CBCS) and Outcome Based Education (OBE)
SEMESTER - IV

APPLIED THERMODYNAMICS

Course Code	**18ME42**	CIE Marks	40
Teaching Hours /Week (L:T:P)	3:2:0	SEE Marks	60
Credits	04	Exam Hours	03

Course Learning Objectives:

- To understand the applications of the first and second laws of Thermodynamics to various gas processes and cycles.
- To understand fundamentals of I. C. Engines, Construction and working Principle of an Engine and Compare Actual, Fuel-Air and Air standard cycle Performance.
- To study Combustion in SI and CI engines and its controlling factor in order to extract maximum power.
- To know the concepts of testing of I. C. Engines and methods to estimate Indicated, Brake and Frictional Power and efficiencies.
- To understand theory and performance Calculation of Positive displacement compressor.
- To understand the concepts related to Refrigeration and Air conditioning.
- To get conversant with Psychrometric Charts, Psychrometric processes, human comfort conditions.

Module-1

Air standard cycles: Carnot, Otto, Diesel, Dual and Stirling cycles, p-v and T -s diagrams, description, efficiencies and mean effective pressures. Comparison of Otto and Diesel cycles.
I.C.Engines: Classification of IC engines, Combustion of SI engine and CI engine, Detonation and factors affecting detonation, Performance analysis of I.C Engines, Heat balance, Morse test, IC Engine fuels, Ratings and Alternate Fuels.

Module-2

Gas power Cycles: Gas turbine (Brayton) cycle; description and analysis. Regenerative gas turbine cycle. Inter-cooling and reheating in gas turbine cycles. Introduction to Jet Propulsion cycles.

Module-3

Vapour Power Cycles: Carnot vapour power cycle, drawbacks as a reference cycle. Simple Rankine cycle; description, T-S diagram, analysis for performance. Comparison of Carnot and Rankine cycles. Effects of pressure and temperature on Rankine cycle performance.
Actual vapour power cycles. Ideal and practical regenerative Rankine cycles, open and closed feed water heaters. Reheat Rankine cycle. Characteristics of an Ideal working fluid in vapour power cycles.

Module-4

Refrigeration Cycles: Vapour compression refrigeration system; description, analysis, refrigerating effect. Capacity, power required units of refrigeration, COP, Refrigerants and their desirable properties, alternate Refrigerants. Air cycle refrigeration; reversed Carnot cycle, reversed Brayton cycle, vapour absorption refrigeration system.
Pscychrometrics and Air-conditioning Systems: Psychometric properties of Air, Psychometric Chart, Analyzing Air-conditioning Processes; Heating, Cooling, Dehumidification and Humidification, Evaporative Cooling. Adiabatic mixing of two moist air streams. Cooling towers.

Module-5

Reciprocating Compressors: Operation of a single stage reciprocating compressors. Work input through p-v diagram and steady state steady flow analysis. Effect of Clearance and Volumetric efficiency. Adiabatic, Isothermal and Mechanical efficiencies. Multi-stage compressor, saving in work, Optimum intermediate pressure, Inter-cooling, Minimum work for compression.
Steam nozzles: Flow of steam through nozzles, Shape of nozzles, effect of friction, Critical pressure ratio, Supersaturated flow.

Course Outcomes: At the end of the course the student will be able to:

CO1: Apply thermodynamic concepts to analyze the performance of gas power cycles.
CO2: Apply thermodynamic concepts to analyze the performance of vapour power cycles.
CO3: Understand combustion of fuels and performance of I C engines.
CO4: Understand the principles and applications of refrigeration systems.
CO5: Apply Thermodynamic concepts to determine performance parameters of refrigeration and air-conditioning systems.
CO6: Understand the working principle of Air compressors and Steam nozzles, applications, relevance of air and identify methods for performance improvement.

Question paper pattern:

- The question paper will have ten full questions carrying equal marks.
- Each full question will be for 20 marks.
- There will be two full questions (with a maximum of four sub- questions) from each module.
- Each full question will have sub- question covering all the topics under a module.
- The students will have to answer five full questions, selecting one full question from each module.

Sl No	Title of the Book	Name of the Author/s	Name of the Publisher	Edition and Year
Textbook/s				
1	Engineering Thermodynamics	P.K. Nag	Tata McGraw Hill	6th Edition 2018
2	Applications of Thermodynamics	V.Kadambi, T. R.Seetharam, K. B. Subramanya Kumar	Wiley Indian Private Ltd	1st Edition 2019
3	Thermodynamics	Yunus A, Cengel, Michael A Boles	Tata McGraw Hill	7th Edition
Reference Books				
1	Thermodynamics for engineers	Kenneth A. Kroos and Merle C. Potter	Cengage Learning	2016
2	Principles of Engineering Thermodynamics	Michael J, Moran, Howard N. Shapiro	Wiley	8th Edition
3	An Introduction to Thermo Dynamics	Y.V.C.Rao	Wiley Eastern Ltd	2003.
4	Thermodynamics	Radhakrishnan	PHI	2nd revised edition
5	I.C Engines	Ganeshan.V	Tata McGraw Hill	4th Edi. 2012
6	I.C.Engines	M.L.Mathur& Sharma.	Dhanpat Rai& sons-India	

B. E. MECHANICAL ENGINEERING
Choice Based Credit System (CBCS) and Outcome Based Education (OBE)
SEMESTER – IV

FLUID MECHANICS

Course Code	**18ME43**	CIE Marks	40
Teaching Hours /Week (L:T:P)	3:0:0	SEE Marks	60
Credits	03	Exam Hours	03

Course Learning Objectives:

- To have a working knowledge of the basic properties of fluids and understand the continuum approximation.
- To calculate the forces exerted by a fluid at rest on submerged surfaces and understand the force of buoyancy.
- To understand the flow characteristic and dynamics of flow field for various engineering applications.
- To know how velocity changes and energy transfers in fluid flows are related to forces and torques and to understand why designing for minimum loss of energy in fluid flows is so important.
- To discuss laminar and turbulent flow and appreciate their differences and the concept of boundary layer theory.
- To understand the concept of dynamic similarity and how to apply it to experimental modelling.
- To appreciate the consequences of compressibility in gas flow and understand the effects of friction and heat transfer on compressible flows.

Module-1

Basics: Introduction, Properties of fluids-mass density, weight density, specific volume, specific gravity, viscosity, surface tension, capillarity, vapour pressure, compressibility and bulk modulus. Concept of continuum, types of fluids etc., pressure at a point in the static mass of fluid, variation of pressure. Pascal's law, absolute, gauge, atmospheric and vacuum pressures; pressure measurement by simple, differential manometers and mechanical gauges.

Fluid Statics: Total pressure and centre of pressure for horizontal plane, vertical plane surface and inclined plane surface submerged in static fluid.

Module-2

Buoyancy, center of buoyancy, meta center and meta centric height its application.

Fluid Kinematics: Velocity of fluid particle, types of fluid flow, description of flow, continuity equation, Coordinate free form, acceleration of fluid particle, rotational & irrotational flow, Laplace's equation in velocity potential and Poisson's equation in stream function, flow net.

Module-3

Fluid Dynamics; Introduction. Forces acting on fluid in motion. Euler's equation of motion along a streamline. Integration of Euler's equation to obtain Bernoulli's equation, Assumptions and limitations of Bernoulli's equation. Introduction to Navier-Stokes equation. Application of Bernoulli's theorem such as venturi-meter, orifice meter, rectangular and triangular notch, pitot tube.

Laminar and turbulent flow: Flow through circular pipe, between parallel plates, Power absorbed in viscous flow in bearings, Poiseuille equation – velocity profile loss of head due to friction in viscous flow. Reynolds's experiment, frictional loss in pipe flow. Introduction to turbulence, characteristics of turbulent flow, laminar-turbulent transition major and minor losses.

Module-4

Flow over bodies: Development of boundary layer, Prandtl‟s boundary layer equations, Blasius solution, integral momentum equation, drag on a flat plate, boundary layer separation and its control, streamlined and bluff bodies -flow around circular bodies and aero foils, calculation of lift and drag.

Dimensional analysis: Introduction, derived quantities, dimensions of physical quantities, dimensional homogeneity, Rayleigh's method, Buckingham Pi-theorem, dimensionless numbers, similitude, types of similitude.

Module-5

Compressible Flows: Introduction, thermodynamic relations of perfect gases, internal energy and enthalpy, speed of sound, pressure field due to a moving source, basic Equations for one-dimensional flow, stagnation and sonic properties, normal and oblique shocks.
Introduction to CFD: Necessity, limitations, philosophy behind CFD, applications.

Course Outcomes: At the end of the course the student will be able to:

CO1: Identify and calculate the key fluid properties used in the analysis of fluid behavior.

CO2: Explain the principles of pressure, buoyancy and floatation

CO3: Apply the knowledge of fluid statics, kinematics and dynamics while addressing problems of mechanical and chemical engineering.

CO4: Describe the principles of fluid kinematics and dynamics.

CO5: Explain the concept of boundary layer in fluid flow and apply dimensional analysis to form dimensionless numbers in terms of input output variables.

CO6: Illustrate and explain the basic concept of compressible flow and CFD

Question paper pattern:

- The question paper will have ten full questions carrying equal marks.
- Each full question will be for 20 marks.
- There will be two full questions (with a maximum of four sub- questions) from each module.
- Each full question will have sub- question covering all the topics under a module.
- The students will have to answer five full questions, selecting one full question from each module.

Sl No	Title of the Book	Name of the Author/s	Name of the Publisher	Edition and Year
Textbook/s				
1	A Text Book of Fluid Mechanis And Hydraulic Machines	Dr R.K Bansal	Laxmi Publishers	
2	Fluid Mechanics	F M White	McGraw Hill Publications	Eighth edition. 2016
3	Fluid Mechanics (SI Units)	Yunus A. Cengel John M.Cimbala	TataMcGraw Hill	3rd Ed.,2014.
Reference Books				
1	Fluid Mechanics	F M White	McGraw Hill Publications	Eighth edition. 2016
2	Fundamentals of Fluid Mechanics	Munson, Young, Okiishi&Huebsch,	John Wiley Publications	7th edition
3	Fluid Mechanics	Pijush.K.Kundu, IRAM COCHEN	ELSEVIER	3rd Ed. 2005
4	Fluid Mechanics	John F.Douglas, Janul and M.Gasiosek and john A.Swaffield	Pearson Education Asia	5th ed., 2006
5	Introduction to Fluid Mechanics	Fox, McDonald	John Wiley Publications	8th edition.

E- Learning

- Nptel.ac.in
- VTU, E- learning
- MOOCS
- Open courseware

B. E. MECHANICAL ENGINEERING
Choice Based Credit System (CBCS) and Outcome Based Education (OBE)
SEMESTER – IV

KINEMATICS OF MACHINES

Course Code	**18ME44**	CIE Marks	40
Teaching Hours /Week (L:T:P)	3:0:0	SEE Marks	60
Credits	03	Exam Hours	03

Course Learning Objectives:

- To understand the concept of machines, mechanisms and related terminologies.
- To expose the students to various mechanisms and motion transmission elements used in Mechanical Engineering.
- To analyze a mechanism for displacement, velocity and acceleration at any point in a moving link.
- To understand the theory of cams, gears and gear trains.

Module-1

Mechanisms: Definitions: Link , types of links, joint, types of joints kinematic pairs, Constrained motion, kinematic chain, mechanism and types , degrees of freedom of planar mechanisms, Equivalent mechanisms, Groshoff's criteria and types of four bar mechanisms, , inversions of of four bar chain, slider crank chain, Doubler slider crank chain and its inversions, Grashoff's chain. Mechanisms: Quick return motion mechanisms-Drag link mechanism, Whitworth mechanism and Crank and slotted lever Mechanism. Straight line motion mechanisms, Peaucellier's mechanism and Robert's mechanism. Intermittent Motion mechanisms: Geneva wheel mechanism, Ratchet and Pawl mechanism, toggle mechanism, pantograph, condition for correct steering, Ackerman steering gear mechanism.

Module-2

Velocity and Acceleration Analysis of Mechanisms (Graphical Method): Velocity and acceleration analysis of four bar mechanism, slider crank mechanism. Mechanism illustrating Corioli's component of acceleration. Angular velocity and angular acceleration of links, velocity of rubbing. Velocity Analysis by Instantaneous Center Method: Definition, Kennedy's theorem, Determination of linear and angular velocity using instantaneous center method.

Module-3

Velocity and Acceleration Analysis of Mechanisms (Analytical Method): Velocity and acceleration analysis of four bar mechanism, slider crank mechanism using complex algebra method. Freudenstein's equation for four bar mechanism and slider crank mechanism. Function Generation for four bar mechanism.

Module-4

Cams: Classification of cams, Types of followers, Cam nomenclature, Follower motions and motion analysis, of SHM, Motion with uniform acceleration and deceleration, uniform velocity, cycloidal motion, Cam profile with offset knife edge follower, roller follower, flat faced follower.

Module-5

Spur Gears: Gear terminology, law of gearing, path of contact, arc of contact, contact ratio of spur gear. Interference in involute gears, methods of avoiding interference, condition and expressions for minimum number of teeth to avoid interference.

Gear Trains: Simple gear trains, compound gear trains. Epicyclic gear trains: Algebraic and tabular methods of finding velocity ratio of epicyclic gear trains, torque calculation in epicyclic gear trains.

Course Outcomes: At the end of the course the student will be able to:

CO1: Knowledge of mechanisms and their motion.

CO2: Understand the inversions of four bar mechanisms.

CO3: Analyse the velocity, acceleration of links and joints of mechanisms.

CO4: Analysis of cam follower motion for the motion specifications.

CO5: Understand the working of the spur gears.
CO6: Analyse the gear trains speed ratio and torque.

Question paper pattern:

- The question paper will have ten full questions carrying equal marks.
- Each full question will be for 20 marks.
- There will be two full questions (with a maximum of four sub- questions) from each module.
- Each full question will have sub- question covering all the topics under a module.
- The students will have to answer five full questions, selecting one full question from each module.

Sl No	Title of the Book	Name of the Author/s	Name of the Publisher	Edition and Year
Textbook/s				
1	Theory of Machines Kinematics and Dynamics	Sadhu Singh	Pearson	Third edition 2019
2	Mechanism and Machine Theory	G. Ambekar	PHI	2009
Reference Books				
1	Theory of Machines	Rattan S.S	Tata McGraw-Hill Publishing Company	2014
2	Mechanisms and Machines-Kinematics, Dynamics and Synthesis	Michael M Stanisic	Cengage Learning	2016

B. E. MECHANICAL ENGINEERING
Choice Based Credit System (CBCS) and Outcome Based Education (OBE)
SEMESTER – IV

METAL CUTTING AND FORMING

Course Code	**18ME35A/45A**	CIE Marks	40
Teaching Hours /Week (L:T:P)	3:0:0	SEE Marks	60
Credits	03	Exam Hours	03

Course Learning Objectives:

- To enrich the knowledge pertaining to relative motion and mechanics required for various machine tools.
- To introduce students to different machine tools to produce components having different shapes and sizes.
- To develop the knowledge on mechanics of machining process and effect of various parameters on machining.
- To acquaint with the basic knowledge on fundamentals of metal forming processes
- To study various metal forming processes.

Module-1

Introduction to Metal cutting: Orthogonal and oblique cutting. Classification of cutting tools: single, and multipoint; tool signature for single point cutting tool. Mechanics of orthogonal cutting; chip formation, shear angle and its significance, Merchant circle diagram. Numerical problems.
Cutting tool materials and applications.
Introduction to basic metal cutting machine tools: Lathe- Parts of lathe machine, accessories of lathe machine, and various operations carried out on lathe. Kinematics of lathe. Turret and Capstan lathe.

Module-2

Milling: Various Milling operation, classification of milling machines, Vertical & Horizontal milling, up milling & down milling. Indexing: need of indexing, simple, compound & differential indexing.
Drilling: Difference between drilling, boring & reaming, types of drilling machines. Boring operations & boring machines.
Shaping, Planing and Slotting machines-machining operations and operating parameters.
Grinding: Grinding operation, classification of grinding processes: cylindrical, surface & centerless grinding

Module-3

Introduction to tool wear, tool wear mechanisms, tool life equations, effect of process parameters on tool life, machinability. Cutting fluid-types and applications, surface finish, effect of machining parameters on surface finish. Economics of machining process, choice of cutting speed and feed, tool life for minimum cost and production time. Numerical problems.

Module-4

MECHANICAL WORKING OF METALS Introduction to metal forming processes & classification of metal forming processes. Hot working & cold working of metals.
Forging: Smith forging, drop forging & press forging. Forging Equipment, Defects in forging.
Rolling: Rolling process, Angle of bite, Types of rolling mills, Variables of rolling process, Rolling defects.
Drawing & Extrusion: Drawing of wires, rods & pipes, Variables of drawing process. Difference between drawing & extrusion. Various types of extrusion processes.

Module-5

Sheet Metal Operations: Blanking, piercing, punching, drawing, draw ratio, drawing force, variables in drawing, Trimming, and Shearing.
Bending — types of bending dies, Bending force calculation, Embossing and coining.
Types of dies: Progressive, compound and combination dies.

Course Outcomes:

At the end of the course the student will be able to:

CO1: Explain the construction & specification of various machine tools.
CO2: Discuss different cutting tool materials, tool nomenclature & surface finish.
CO3: Apply mechanics of machining process to evaluate machining time.

CO4: Analyze tool wear mechanisms and equations to enhance tool life and minimize machining cost.
CO5: Understand the concepts of different metal forming processes.
CO6: Apply the concepts of design of sheet metal dies to design different dies for simple sheet metal components.

Question paper pattern:

- The question paper will have ten full questions carrying equal marks.
- Each full question will be for 20 marks.
- There will be two full questions (with a maximum of four sub- questions) from each module.
- Each full question will have sub- question covering all the topics under a module.
- The students will have to answer five full questions, selecting one full question from each module.

Sl. N	Title of the Book	Name of the Author/s	Name of the Publisher	Edition and Year
Textbook/s				
1	Manufacturing Technology Vol I & II	P.N.Rao	Tata McGraw Hill Pub. Co. Ltd., New Delhi	1998
2	A textbook of Production Technology Vol I and II	Sharma, P.C.,	S. Chand & Company Ltd., New Delhi	1996
3	Manufacturing Science	Amithab Gosh &A.K.Malik	East-West press	2001
Reference Books				
3	Workshop Technology Vol. I and II	Chapman W. A. J.	Arnold Publisher New Delhi	1998
4	Elements of Manufacturing Technology Vol II,	Hajra Choudhary, S. K. and Hajra Choudhary, A. K.	Media Publishers, Bombay	1988
5	Metal Forming Handbook	Schuler	Springer Verlag Publication	
6	Metal Forming: Mechanics and Metallurgy	Hosford,WF and Caddell,R.M	Prentice Hall	1993
7	Manufacturing Engineering and Technology	Kalpakjian	Addision Wesley Congmen Pvt. Ltd.	2000
8	Production Technology	HMT		

B. E. MECHANICAL ENGINEERING
Choice Based Credit System (CBCS) and Outcome Based Education (OBE)
SEMESTER – IV

METAL CASTING AND WELDING

Course Code	**18ME35B/45B**	CIE Marks	40
Teaching Hours /Week (L:T:P)	3:0:0	SEE Marks	60
Credits	03	Exam Hours	03

Course Learning Objectives:

- To provide adequate knowledge of quality test methods conducted on welded and cast components.
- To provide knowledge of various casting process in manufacturing.
- To provide in-depth knowledge on metallurgical aspects during solidification of metal and alloys.
- To provide detailed information about the moulding processes.
- To impart knowledge of various joining process used in manufacturing.
- To impart knowledge about behaviour of materials during welding, and the effect of process parameters in welding,

Module-1

Introduction & basic materials used in foundry:
Introduction: Definition, Classification of manufacturing processes. Metals cast in the foundry-classification, factors that determine the selection of a casting alloy.
Introduction to casting process & steps involved:
Patterns: Definition, classification, materials used for pattern, various pattern allowances and their importance.
Sand moulding: Types of base sand, requirement of base sand. Binder, Additives definition, need and types; preparation of sand moulds. Melding machines- Jolt type, squeeze type and Sand slinger.
Study of important moulding process: Green sand, core sand, dry sand, sweep mould, CO_2mould, shell mould, investment mould, plaster mould, cement bonded mould.
Cores: Definition, need, types. Method of making cores,
Concept of gating (top, bottom, parting line, horn gate) and risers (open, blind) Functions and types.

Module-2

MELTING & METAL MOLD CASTING METHODS:
Melting furnaces: Classification of furnaces, Gas fired pit furnace, Resistance furnace, Coreless induction furnace, electric arc furnace, constructional features & working principle of cupola furnace.
Casting using metal moulds: Gravity die casting, pressure die casting, centrifugal casting, squeeze casting, slush casting, thixocasting, and continuous casting processes.

Module-3

SOLIDIFICATION & NON-FERROUS FOUNDRY PRACTICE: Solidification: Definition, nucleation, solidification variables. Directional solidification-need and methods. Degasification in liquid metals-sources of gas, degasification methods.
Fettling and cleaning of castings: Basic steps involved. Sand Casting defects- causes, features and remedies. Advantages & limitations of casting process
Nonferrous foundry practice: Aluminium castings - advantages, limitations, melting of Aluminium using lift-out type crucible furnace. Hardeners used, drossing, gas absorption, fluxing and flushing, grain refining, pouring temperature. Stir casting set up, procedure, uses, advantages and limitations

Module-4

Welding process: Definition, Principles, classification, application, advantages & limitations of welding. Arc welding: Principle, Metal arc welding (MAW), Flux Shielded Metal Arc Welding (FSMAW), Inert Gas Welding (TIG & MIG) Submerged Arc Welding (SAW) and Atomic Hydrogen Welding (AHW).
Special type of welding: Resistance welding principles, Seam welding, Butt welding, Spot welding and Projection welding. Friction welding, Explosive welding, Thermit welding, Laser welding and Electron beam welding.

Module-5

METALLURGICAL ASPECTS IN WELDING, SOLDERING, AND BRAZING

Structure of welds, Formation of different zones during welding, Heat Affected Zone (HAZ), Parameters affecting HAZ. Effect of carbon content on structure and properties of steel, Shrinkage in welds& Residual stresses. Concept of electrodes, filler rod and fluxes. Welding defects- detection causes & remedy.

Soldering, brazing, gas welding: Soldering, Brazing, Gas Welding: Principle, oxy-Acetylene welding, oxy-hydrogen welding, air-acetylene welding, Gas cutting, powder cutting.

Inspection methods: Methods used for inspection of casting and welding. Visual, magnetic particle, fluorescent particle, ultrasonic. Radiography, eddy current, holography methods of inspection.

Course Outcomes: At the end of the course the student will be able to:

CO1: Describe the casting process and prepare different types of cast products.

CO2: Acquire knowledge on Pattern, Core, Gating, Riser system and to use Jolt, Squeeze, Sand Slinger moulding machines.

CO3: Compare the Gas fired pit, Resistance, Coreless, Electrical and Cupola Metal Furnaces.

CO4: Compare the Gravity, Pressure die, Centrifugal, Squeeze, slush and Continuous Metal mould castings.

CO5: Understand the Solidification process and Casting of Non-Ferrous Metals.

CO6: Describe the Metal Arc, TIG, MIG, Submerged and Atomic Hydrogen Welding processes etc. used in manufacturing.

CO7: Describe methods for the quality assurance of components made of casting and joining process

Question paper pattern:

- The question paper will have ten full questions carrying equal marks.
- Each full question will be for 20 marks.
- There will be two full questions (with a maximum of four sub- questions) from each module.
- Each full question will have sub- question covering all the topics under a module.
- The students will have to answer five full questions, selecting one full question from each module.

Sl. No.	Title of the Book	Name of the Author/s	Name of the Publisher	Edition and Year
Textbook/s				
1	Principles of metal casting	Rechard W. Heine, Carl R. Loper Jr., Philip C. Rosenthal	Tata McGraw Hill Education Private Limited	1976
2	Manufacturing Process-I	Dr. K. Radhakrishna	Sapna Book House,	5th Revised Edition 2009.
3	Manufacturing Technology-Foundry, Forming and Welding	P.N.Rao	Tata McGraw Hill	3rd Ed., 2003.
Reference Books				
4	Process and Materials of Manufacturing	Roy A Lindberg	Pearson Edu	4th Ed. 2006
5	Manufacturing Technology	SeropeKalpakjianSteuen. R Sechmid	Pearson Education Asia	5th Ed. 2006

B. E. MECHANICAL ENGINEERING
Choice Based Credit System (CBCS) and Outcome Based Education (OBE)
SEMESTER - IV

COMPUTER AIDED MACHINE DRAWING

Course Code	**18ME36A/46A**	CIE Marks	40
Teaching Hours/Week (L:T:P)	1:4:0	SEE Marks	60
Credits	03	Exam Hours	03

Course Learning Objectives:

- To acquire the knowledge of CAD software and its features.
- To familiarize the students with Indian Standards on drawing practices.
- To impart knowledge of thread forms, fasteners, keys, joints and couplings.
- To make the students understand and interpret drawings of machine components leading to preparation of assembly drawings manually and using CAD packages.
- To acquire the knowledge of limits, tolerance and fits and indicate them on machine drawings.

Part A

Part A

Introduction:

Review of graphic interface of the software. Review of basic sketching commands and navigational commands. Starting a new drawing sheet. Sheet sizes. Naming a drawing, Drawing units, grid and snap. Conversion of pictorial views into orthographic projections of simple machine parts (with and without section). Hidden line conventions. Precedence of lines.

Sections of Solids: Sections of Pyramids, Prisms, Cubes, Tetrahedrons, Cones and Cylinders resting only on their bases (No problems on axis inclinations, spheres and hollow solids). True shape of sections.

Conversion of pictorial views into orthographic projections of simple machine parts. Hidden line conventions. Precedence of lines.

Conversion of pictorial views into orthographic projections of simple machine parts (with section planes indicated on the part).

Thread Forms: Thread terminology, sectional views of threads. ISO Metric (Internal & External), BSW (Internal & External) square and Acme. Sellers thread, American Standard thread.

Fasteners: Hexagonal headed bolt and nut with washer (assembly), square headed bolt and nut with washer (assembly) simple assembly using stud bolts with nut and lock nut. Flanged nut, slotted nut, taper and split pin for locking, counter sunk head screw, grub screw, Allen screw.

Part B

Keys: Parallel key, Taper key, Feather key, Gib-head key and Woodruff key.

Joints: Cotter joint (socket and spigot), knuckle joint (pin joint) for two rods.

Couplings: Split Muff coupling, Protected type flanged coupling, pin (bush) type flexible coupling, and universal coupling (Hooks' Joint)

Part C

Limits, Fits and Tolerances: Introduction, Fundamental tolerances, Deviations, Methods of placing limit dimensions, machining symbols, types of fits with symbols and applications, geometrical tolerances on drawings. Standards followed in industry.

Assembly Drawings: (Part drawings shall be given)

1. Plummer block (Pedestal Bearing)
2. Lever Safety Valve
3. I.C. Engine connecting rod
4. Screw jack (Bottle type)
5. Tailstock of lathe
6. Machine vice
7. Tool head of shaper

Course Outcomes: At the end of the course the student will be able to:

CO1: Identify the national and international standards pertaining to machine drawing.
CO2: Understand the importance of the linking functional and visualization aspects in the preparation of the part drawings
CO3: Apply limits and tolerances to assemblies and choose appropriate fits for given assemblies.
CO4: Interpret the Machining and surface finish symbols on the component drawings.
CO5: Preparation of the part or assembly drawings as per the conventions.

Scheme of Examination: Two questions to be set from each Part A, part B and Part C. Student has to answer one question each from Part A and Part B for 25 marks each and one question from Part C for 50 marks.

INSTRUCTION FOR COMPUTER AIDED MACHINE DRAWING (15ME36A/46A) EXAMINATION

1. No restriction of timing for sketching/ computerization of solutions. The total duration is 3 hours.
2. It is desirable to do sketching of all the solutions before computerization.
3. Drawing instruments may be used for sketching.
4. For Part A and Part B, 2D drafting environment should be used.
5. For Part C, 3D environment should be used for parts and assembly, and extract 2D views of assembly.

Sl. No.	Title of the Book	Name of the Author/s	Name of the Publisher	Edition and Year
Textbook/s				
1	Machine Drawing	K.R. Gopala Krishna	Subhash Publication	2005
2	Machine Drawing	N.D.Bhat&V.M.Panchal	Charoratar publishing house	2005
Reference Books				
3	A Text Book of Computer Aided Machine Drawing	S. Trymbaka Murthy	CBS Publishers, New Delhi	2007
4	Engineering drawing	P.S.Gill	S K Kataria and Sons	2013
5	Machine Drawing	N. Siddeshwar, P. Kanniah, V.V.S. Sastri	Tata McGraw Hill	2006

B. E. MECHANICAL ENGINEERING
Choice Based Credit System (CBCS) and Outcome Based Education (OBE)
SEMESTER - IV

MECHANICAL MEASUREMENTS AND METROLOGY

Course Code	**18ME36B/46B**	CIE Marks	40
Teaching Hours /Week (L:T:P)	3:0:0	SEE Marks	60
Credits	03	Exam Hours	03

Course Learning Objectives:

- To understand the concept of metrology and standards of measurement.
- To equip with knowledge of limits, fits, tolerances and gauging
- To acquire knowledge of linear and Angular measurements, Screw thread and gear measurement & comparators.
- To understand the knowledge of measurement systems and methods with emphasis on different Transducers, intermediate modifying and terminating devices.
- To understand the measurement of Force, Torque, Pressure, Temperature and Strain.

Module-1

Introduction to Metrology: Definition, objectives of metrology, Material Standards, Wavelength Standards, Classification of standards, Line and End standards, Calibration of End bars. Numerical examples.

Liner measurement and angular measurements: Slip gauges-Indian standards on slip gauges, Adjustable slip gauges, Wringing of slip gauges, Problems on building of slip gauges (M87, M112), Measurement of angle-sine bar, Sine centre, Angle gauges, Optical instruments for angular measurements. Autocollimator-Applications for measuring straightness and squareness.

Module-2

System of Limits, Fits, Tolerance and Gauging: Definitions, Tolerance, Tolerance analysis (addition & subtraction of tolerances) Inter change ability & Selective assembly. Class &grade of tolerance, Fits, Types of fits, Numerical on limits, fit and tolerance. Hole base system & shaft base system. Taylor's principle, Types of limit gauges, Numerical on limit gauge design.

Comparators: Functional requirements, Classification, Mechanical- Johnson Mikrokator, Sigma comparators, Dial indicator, Electrical comparators, LVDT, Pneumatic comparators- Principle of back pressure, Solex comparators, Optical comparators- Zeiss ultra- optimeter.

Module-3

Measurement of screw thread and gear: Terminology of screw threads, Measurement of major diameter, Minor diameter, Pitch, Angle and Effective diameter of screw threads by 2- wire and 3-wire methods, Best size wire. Screw thread gauges, Toolmaker's microscope.

Gear tooth Measurements: Tooth thickness measurement using constant chord method, Addendum, Comparator method and Base tangent method, Measurement of pitch, Concentricity, Run out and In volute profile. Gear roll tester for composite error.

Module-4

Measurement system and basic concepts of measurement methods: Definition, Significance of measurement, generalized measurement system, Static characteristics- Accuracy, Precision, Calibration, Threshold, Sensitivity, Hysteresis, Repeatability, Linearity, Loading effect, Dynamic characteristics- System response, Time delay. Errors in measurement, Classification of errors.

Transducers: Transfer efficiency, Primary and Secondary transducers, Electrical transducers, Mechanical transducers, Electronic transducers, Relative comparison of each type of transducers.

Intermediate Modifying and Terminating Devices: Mechanical systems, Inherent problems, Electrical intermediate modifying devices, Input circuitry, Ballast circuit, Electronic amplifiers. Terminating devices, Cathode ray oscilloscope,Oscillographs.

Module-5

Applied mechanical measurement: Measurement of force, Torque, Pressure, Types of Dynamometers, Absorption dynamometer, Prony brake and Rope brake dynamometer, and Power Measuring Instruments. Use of elastic members, Bridgeman gauge, McLeod gauge, Pirani gauge.

Measurement of strain and temperature: Theory of strain gauges, Types, Electrical resistance strain gauge, Preparation and mounting of Strain gauges, Gauge factor, Methods of strain measurement, temperature compensation, Resistance thermometers, Thermocouple, Law of thermocouple, Pyrometer, Optical pyrometer.

Course Outcomes: At the end of the course the student will be able to:

CO1: Understand the objectives of metrology, methods of measurement, standards of measurement & various measurement parameters.

CO2: Explain tolerance, limits of size, fits, geometric and position tolerances, gauges and their design

CO3: Understand the working principle of different types of comparators.

CO3: Describe measurement of major & minor diameter, pitch, angle and effective diameter of screw threads.

CO4: Explain measurement systems, transducers, intermediate modifying devices and terminating devices..

CO5: Describe functioning of force, torque, pressure, strain and temperature measuring devices.

Question paper pattern:

- The question paper will have ten full questions carrying equal marks.
- Each full question will be for 20 marks.
- There will be two full questions (with a maximum of four sub- questions) from each module.
- Each full question will have sub- question covering all the topics under a module.
- The students will have to answer five full questions, selecting one full question from each module.

Sl No	Title of the Book	Name of the Author/s	Name of the Publisher	Edition and Year
Textbook/s				
1	Mechanical Measurements	Beckwith Marangoni and Lienhard	Pearson Education	6th Ed., 2006
2	Instrumentation, Measurement and Analysis	B C Nakra, K K Chaudhry	McGraw–Hill	4th Edition
3	Engineering Metrology	R.K. Jain	Khanna Publishers	2009
Reference Books				
1	Engineering Metrology and Measurements	Bentley	PearsonEducation	
2	Theory and Design for Mechanical Measurements, III edition	Richard S Figliola, Donald E Beasley	WILEY IndiaPublishers	
3	Engineering Metrology	Gupta I.C	Dhanpat RaiPublications	
4	Deoblin's Measurement system,	Ernest Deoblin, Dhanesh manick	McGraw–Hill	
5	EngineeringMetrologyandMeasurements	N.V.RaghavendraandL.Krishnamurthy	Oxford UniversityPress.	

B. E. MECHANICAL ENGINEERING
Choice Based Credit System (CBCS) and Outcome Based Education (OBE)
SEMESTER - IV

MATERIAL TESTING LAB

Course Code	**18MEL37A/47A**	CIE Marks	40
Teaching Hours /Week (L:T:P)	0:2:2	SEE Marks	60
Credits	02	Exam Hours	03

Course Learning Objectives:

- To learn the concept of the preparation of samples to perform characterization such as microstructure, volume fraction of phases and grain size.
- To understand mechanical behaviour of various engineering materials by conducting standard tests.
- To learn material failure modes and the different loads causing failure.
- To learn the concepts of improving the mechanical properties of materials by different methods like heat treatment, surface treatment etc.

Sl. No.	Experiments
	PART A
1	Preparation of specimen for Metallographic examination of different engineering materials. To report microstructures of plain carbon steel, tool steel, gray C.I, SG iron, Brass, Bronze & composites.
2	Heat treatment: Annealing, normalizing, hardening and tempering of steel. Metallographic specimens of heat treated components to be supplied and students should report microstructures of furnace cooled, water cooled, air cooled, tempered steel. Students should be able to distinguish the phase changes in a heat treated specimen compared to untreated specimen.
3	Brinell, Rockwell and Vickers's Hardness tests on untreated and heat treated specimens.
4	To study the defects of Cast and Welded components using Non-destructive tests like: d) Ultrasonic flaw detection e) Magnetic crack detection f) Dye penetration testing.
	PART B
5	Tensile, shear and compression tests of steel, aluminum and cast iron specimens using Universal Testing Machine
6	Torsion Test on steel bar.
7	Bending Test on steel and wood specimens.
8	Izod and Charpy Tests on Mild steel and C.I Specimen.
9	To study the wear characteristics of ferrous and non-ferrous materials under different parameters.
10	Tensile, shear and compression tests of steel, aluminum and cast iron specimens using Universal Testing Machine
11	Fatigue Test (demonstration only).

Course Outcomes: At the end of the course the student will be able to:

CO1: Acquire experimentation skills in the field of material testing.

CO2: Develop theoretical understanding of the mechanical properties of materials by performing experiments.

CO3: Apply the knowledge to analyse a material failure and determine the failure inducing agent/s.

CO4: Apply the knowledge of testing methods in related areas.

CO5: Understand how to improve structure/behaviour of materials for various industrial applications.

Conduct of Practical Examination:

1. All laboratory experiments are to be included for practical examination.
2. Breakup of marks and the instructions printed on the cover page of answer script to be strictly adhered by the examiners.
3. Students can pick one experiment from the questions lot prepared by the examiners.
4. Change of experiment is allowed only once and 15% Marks allotted to the procedure part to be made zero.

Scheme of Examination:

ONE question from part -A:	30 Marks
ONE question from part -B:	50 Marks
Viva -Voice:	20 Marks
Total:	100 Marks

B. E. MECHANICAL ENGINEERING
Choice Based Credit System (CBCS) and Outcome Based Education (OBE)
SEMESTER - IV

MECHANICAL MEASUREMENTS AND METROLOGY LAB

Course Code	**18MEL37B/47B**	CIE Marks	40
Teaching Hours/Week (L:T:P)	0:2:2	SEE Marks	60
Credits	02	Exam Hours	03

Course Learning Objectives:

- To illustrate the theoretical concepts taught in Mechanical Measurements & Metrology through experiments.
- To illustrate the use of various measuring tools & measuring techniques.
- To understand calibration techniques of various measuring devices.

Sl. No.	Experiments
	PART A
1	Calibration of Pressure Gauge
2	Calibration of Thermocouple
3	Calibration of LVDT
4	Calibration of Load cell
5	Determination of modulus of elasticity of a mild steel specimen using strain gauges.
	PART B
6	Measurements using Optical Projector / Toolmakers' Microscope.
7	Measurement of angle using Sine Centre / Sine bar / bevel protractor
8	Measurement of alignment using Autocollimator / Roller set
9	Measurement of cutting tool forces using: Lathe tool Dynamometer Drill tool Dynamometer.
10	Measurements of Screw thread parameters using two wire or three-wire methods.
11	Measurements of surface roughness using Tally Surf/Mechanical Comparator
12	Measurement of gear tooth profile using gear tooth Vernier/Gear tooth micrometer
13	Calibration of Micrometer using slip gauges
14	Measurement using Optical Flats

Course Outcomes: At the end of the course, the student will be able to:

CO1: Understand Calibration of pressure gauge, thermocouple, LVDT, load cell, micrometer.
CO2: Apply concepts of Measurement of angle using Sine Centre/ Sine Bar/ Bevel Protractor, alignment using Autocollimator/ Roller set.
CO3: Demonstrate measurements using Optical Projector/Tool maker microscope, Optical flats.
CO4: Analyse tool forces using Lathe/Drill tool dynamometer.
CO5: Analyse Screw thread parameters using 2-Wire or 3-Wire method, gear tooth profile using gear tooth Vernier/Gear tooth micrometer
CO6: Understand the concepts of measurement of surface roughness.

Conduct of Practical Examination:

1. All laboratory experiments are to be included for practical examination.
2. Breakup of marks and the instructions printed on the cover page of answer script to be strictly adhered by the examiners.
3. Students can pick one experiment from the questions lot prepared by the examiners.

Scheme of Examination:

ONE question from part -A: 30 Marks
ONE question from part -B: 50 Marks
Viva -Voice: 20 Marks
Total: 100 Marks

B. E. MECHANICAL ENGINEERING
Choice Based Credit System (CBCS) and Outcome Based Education (OBE)
SEMESTER - IV

WORKSHOP AND MACHINE SHOP PRACTICE

Course Code	**18MEL38A/48A**	CIE Marks	40
Teaching Hours/Week (L:T:P)	0:2:2	SEE Marks	60
Credits	02	Exam Hours	03

Course Learning Objectives:

- To guide students to use fitting tools to perform fitting operations.
- To provide an insight to different machine tools, accessories and attachments.
- To train students into fitting and machining operations to enrich their practical skills.
- To inculcate team qualities and expose students to shop floor activities.
- To educate students about ethical, environmental and safety standards.

Sl. No.	Experiments
	PART A
1	Preparation of at least two fitting joint models by proficient handling and application of hand tools- V-block, marking gauge, files, hack saw drills etc.
	PART B
2	Preparation of three models on lathe involving - Plain turning, Taper turning, Step turning, Thread cutting, Facing, Knurling, Drilling, Boring, Internal Thread cutting and Eccentric turning. Exercises should include selection of cutting parameters and cutting time estimation.
	PART C
3	Cutting of V Groove/ dovetail / Rectangular groove using a shaper. Cutting of Gear Teeth using Milling Machine. Exercises should include selection of cutting parameters and cutting time estimation.
	PART D (DEMONSTRATION ONLY)
	Study & Demonstration of power tools like power drill, power hacksaw, portable hand grinding, cordless screw drivers, production air tools, wood cutter, etc., used in Mechanical Engineering.

Course Outcomes: At the end of the course the student will be able to:

CO1: To read working drawings, understand operational symbols and execute machining operations.
CO2: Prepare fitting models according to drawings using hand tools- V-block, marking gauge, files, hack saw, drills etc.
CO3: Understand integral parts of lathe, shaping and milling machines and various accessories and attachments used.
CO4: Select cutting parameters like cutting speed, feed, depth of cut, and tooling for various machining operations.
CO5: Perform cylindrical turning operations such as plain turning, taper turning, step turning, thread Cutting, facing, knurling, internal thread cutting, eccentric turning and estimate cutting time.
CO6: Perform machining operations such as plain shaping, inclined shaping, keyway cutting, Indexing and Gear cutting and estimate cutting time.

Conduct of Practical Examination:

1. All laboratory experiments are to be included for practical examination.
2. Breakup of marks and the instructions printed on the cover page of answer script to be strictly adhered by the examiners.
3. Students can pick one experiment from the questions lot prepared by the examiners.
4. Change of experiment is allowed only once and 15% Marks allotted to the procedure part to be made zero.

Updated on 16.04.2020/28092020

Scheme of Examination:	
One Model from Part-A or Part-C:	30 Marks
One Model from Part-B:	50 Marks
Viva – Voce:	20 Marks
TOTAL:	100 Marks

B. E. MECHANICAL ENGINEERING
Choice Based Credit System (CBCS) and Outcome Based Education (OBE)
SEMESTER - IV

FOUNDRY, FORGING AND WELDING LAB

Course Code	**18MEL38B/48B**	CIE Marks	40
Teaching Hours/Week (L:T:P)	0:2:2	SEE Marks	60
Credits	02	Exam Hours	03

Course Learning Objectives:

- To provide an insight into different sand preparation and foundry equipment.
- To provide an insight into different forging tools and equipment and arc welding tools and equipment.
- To provide training to students to enhance their practical skills in welding, forging and hand moulding.

Sl. No.	Experiments
	PART A
1	**Testing of Molding sand and Core sand.** **Preparation of sand specimens and conduction of the following tests:** 1. Compression, Shear and Tensile tests on Universal Sand Testing Machine. 2. Permeability test 3. Sieve Analysis to find Grain Fineness Number (GFN) of Base Sand 4. Clay content determination on Base Sand. **Welding Practice:** Use of Arc welding tools and welding equipment Preparation of welded joints using Arc Welding equipment L-Joint, T-Joint, Butt joint, V-Joint, Lap joints on M.S. flats
	PART B
2	**Foundry Practice:** **Use of foundry tools and other equipment for Preparation of molding sand mixture.** **Preparation of green sand molds kept ready for pouring in the following cases:** 4. Using two molding boxes (hand cut molds). 5. Using patterns (Single piece pattern and Split pattern). 6. Incorporating core in the mold.(Core boxes). • Preparation of one casting (Aluminium or cast iron-Demonstration only)
	PART C
3	**Forging Operations:** Use of forging tools and other forging equipment. • Calculation of length of the raw material required to prepare the model considering scale loss. • Preparing minimum three forged models involving upsetting, drawing and bending operations.

Course Outcomes: At the end of the course the student will be able to:

- Demonstrate various skills in preparation of molding sand for conducting tensile, shear and compression tests using Universal sand testing machine.
- Demonstrate skills in determining permeability, clay content and Grain Fineness Number of base sands.
- Demonstrate skills in preparation of forging models involving upsetting, drawing and bending operations.

Conduct of Practical Examination:

1. All laboratory experiments are to be included for practical examination.
2. Breakup of marks and the instructions printed on the cover page of answer script to be strictly adhered by the examiners.
3. Students can pick one experiment from the questions lot prepared by the examiners.
4. Change of experiment is allowed only once and 15% Marks allotted to the procedure part to be made zero.

Scheme of Examination:

1. One question is to be set from Part-A: 30 marks. (20 marks for sand testing+ 10 Marks for welding)
2. One question is to be set from either Part-B or Part-C: 50 Marks
3. Viva – Voce: 20 marks

Course Outcomes: At the end of the course, the student will be able to:

CO1: Understand needs, functions, roles, scope and evolution of Management.

CO2: Understand importance, purpose of Planning and hierarchy of planning and also53nalyse its types.

CO3: Discuss Decision making, Organizing, Staffing, Directing and Controlling.

CO4: Select the best economic model from various available alternatives.

CO5: Understand various interest rate methods and implement the suitable one.

CO6: Estimate various depreciation values of commodities.

CO7: Prepare the project reports effectively.

Question paper pattern:

- The question paper will have ten full questions carrying equal marks.
- Each full question will be for 20 marks.
- There will be two full questions (with a maximum of four sub- questions) from each module.
- Each full question will have sub- question covering all the topics under a module.
- The students will have to answer five full questions, selecting one full question from each module.

Sl No	Title of the Book	Name of the	Name of the Publisher	Edition and
Textbook/s				
1	Mechanical estimation and costing	T.R. Banga & S.C. Sharma	Khanna Publishers	17th edition 2015
2	Engineering Economy	Riggs J.L	McGraw Hill	4th
3	Engineering Economy	Thuesen H.G	PHI	2002
4	Principles of Management	Tripathy and Reddy	Tata McGraw Hill	3rd edition 2006
Reference Books				
1	Management Fundamentals - Concepts, Application, Skill Development	Robers Lusier Thomson	Pearson Education	
2	Modern Economic Theory	Dr. K. K. Dewett& M. H. Navalur,	Chand Publications	
3	Economics: Principles of Economics	N Gregory Mankiw,	Cengage Learning	
4	Basics of Engineering Economy	Leland Blank & Anthony Tarquin	McGraw Hill Publication (India) Private Limited	

B. E. MECHANICAL ENGINEERING
Choice Based Credit System (CBCS) and Outcome Based Education (OBE)
SEMESTER - V

MANAGEMENT AND ECONOMICS

Course Code	**18ME51**	CIE Marks	40
Teaching Hours/Week (L:T:P)	2:2:0	SEE Marks	60
Credits	03	Exam Hours	03

Course Learning Objectives:

- To help the students to understand the fundamental concepts and principles of management; the basic roles, skills, functions of management, various organizational structures and basic knowledge of marketing.
- To impart knowledge, with respect to concepts, principles and practical applications of Economics, which govern the functioning of a firm/organization under different market conditions.

Module-1

Management: Introduction - Meaning - nature and characteristics of Management, Scope and Functional areas of management - Management as a science, art of profession - Management & Administration - Roles of Management, Levels of Management, Development of Management Thought- early management approaches – Modern management approaches. Planning: Nature, importance and purpose of planning process Objectives - Types of plans (Meaning Only) - Decision making Importance of planning - steps in planning & planning premises - Hierarchy of plans.

Module-2

Organizing and Staffing: Nature and purpose of organization Principles of organization - Types of organization - Departmentation Committees Centralization Vs Decentralization of authority and responsibility - Span of control - MBO and MBE (Meaning Only) Nature and importance of staffing--Process of Selection & Recruitment (in brief). Directing & Controlling: Meaning and nature of directing Leadership styles, Motivation Theories, Communication - Meaning and importance - coordination, meaning and importance and Techniques of Co Ordination. Meaning and steps in controlling - Essentials of a sound control system - Methods of establishing control (in brief).

Module-3

Introduction: Engineering and economics, Problem solving and decision making, Laws of demand and supply, Difference between Microeconomics & Macroeconomics, equilibrium between demand & supply, elasticity of demand, price elasticity, income elasticity. Law of Returns, Interest and interest factors, simple and compound interest, Cash flow diagrams, personal loans and EMI payment calculation with flexible interest rates, Discussion and problems.

Module-4

Present, future and annual worth and rate of returns: Basic present worth comparisons, Present worth-equivalence, Assets with unequal lives and infinites lives, future worth comparisons, payback comparisons, Equivalent annual worth comparisons, situations for annual worth comparisons. Asset life, Rate of return, minimum acceptable rate of return, IRR anomalies and misconceptions, Cost of capital, comparisons of all present future and annual worth with IRR, product costing, Discussions and problems.

Module-5

Costing and depreciation: Components of costs, estimation of selling price, marginal cost, first cost, all kinds of overheads, indirect cost estimation with depreciation, mensuration and estimation of material cost, cost estimation of mechanical process, idling time. Product costing (approaches to product costing), causes of depreciation, methods of computing depreciation charges, straight line method, declining balance method, sum of years method, sinking fund method, service output methods, taxation concepts, personal income taxes and corporate taxes, Discussions and problems.

Course outcomes: At the end of the course, the student will be able to:

CO1: Understand needs, functions, roles, scope and evolution of Management

CO2: Understand importance, purpose of Planning and hierarchy of planning and also54nalyse its types.

CO3: Discuss Decision making, Organizing, Staffing, Directing and Controlling.

CO4: Select the best economic model from various available alternatives.
CO5: Understand various interest rate methods and implement the suitable one.
CO6: Estimate various depreciation values of commodities.
CO7: Prepare the project reports effectively.

Question paper pattern:

- The question paper will have ten full questions carrying equal marks.
- Each full question will be for 20 marks.
- There will be two full questions (with a maximum of four sub- questions) from each module.
- Each full question will have sub- question covering all the topics under a module.
- The students will have to answer five full questions, selecting one full question from each module.

Sl. No.	Title of the Book	Name of the Author/s	Name of the	Edition and Year
Textbook/s				
1	Mechanical estimation	T.R. Banga& S.C. Sharma	Khanna Publishers	17th edition
2	Engineering Economy	Riggs J.L	McGraw Hill	4th edition
3	Engineering Economy	Thuesen H.G	PHI	2002
4	Principles of Management	Tripathy and Reddy	Tata McGraw Hill	3rd edition 2006
Textbook/s				
1	Mechanical estimation	T.R. Banga& S.C. Sharma	Khanna Publishers	17th edition
2	Engineering Economy	Riggs J.L	McGraw Hill	4th edition
3	Engineering Economy	Thuesen H.G	PHI	2002
4	Principles of Management	Tripathy and Reddy	Tata McGraw Hill	3rd edition 2006

B. E. MECHANICAL ENGINEERING
Choice Based Credit System (CBCS) and Outcome Based Education (OBE)
SEMESTER - V

DESIGN OF MACHINE ELEMENTS I

Course Code	**18ME52**	CIE Marks	40
Teaching Hours/Week (L:T:P)	3:2:0	SEE Marks	60
Credits	04	Exam Hours	03

Course Learning Objectives:

- To understand the various steps involved in the Design Process.
- To explain the principles involved in design of machine elements, subjected to different kinds of forces, from the considerations of strength, rigidity, functional and manufacturing requirements.
- To understand and interpret different failure modes and application of appropriate criteria for design of machine elements.
- To learn to use national and international standards, standard practices, standard data, catalogs, and standard components used in design of machine elements.
- Develop the capability to design elements like shafts, couplings, welded joints, screwed joints, and power screws.

Module-1

Introduction: Design Process: Definition of design, phases of design, and review of engineering materials and their properties and manufacturing processes; use of codes and standards, selection of preferred sizes.
Review of axial, bending, shear and torsion loading on machine components, combined loading, two- and three dimensional stresses, principal stresses, stress tensors, Mohr's circles.
Design for static strength: Factor of safety and service factor.
Failure mode: definition and types. , Failure of brittle and ductile materials; even and uneven materials; Theories of failure: maximum normal stress theory, maximum shear stress theory, distortion energy theory, strain energy theory, Columba –Mohr theory and modified Mohr's theory. Stress concentration, stress concentration factor and methods of reducing stress concentration.

Module-2

Impact Strength: Introduction, Impact stresses due to axial, bending and torsion loads.
Fatigue loading: Introduction to fatigue failure, Mechanism of fatigue failure, types of fatigue loading, S-N Diagram, Low cycle fatigue, High cycle fatigue, Endurance limit.
Modifying factors: size effect, surface effect, Stress concentration effects Notch sensitivity, Soder berg and Goodman relationships, stresses due to combined loading, cumulative fatigue damage, and Miner's equation.

Module-3

Design of shafts: Torsion of shafts, solid and hollow shaft design with steady loading based on strength and rigidity, ASME and BIS codes for power transmission shafting, design of shafts subjected to combined bending, torsion and axial loading. Design of shafts subjected to fluctuating loads
Design of keys and couplings :Keys: Types of keys and their applications, design considerations in parallel and tapered sunk keys, Design of square and rectangular sunk keys.
Couplings: Rigid and flexible coupling-types and applications, design of Flange coupling, and Bush and Pin type coupling.

Module-4

Design of Permanent Joints: Types of permanent joints-Riveted and Welded Joints.
Riveted joints: Types of rivets, rivet materials, Caulking and fullering, analysis of riveted joints, joint efficiency, failures of riveted joints, boiler joints, riveted brackets.
Welded joints: Types, strength of butt and fillet welds, eccentrically loaded welded joints

Module-5

Design of Temporary Joints: Types of temporary joints- cotter joints, knuckle joint and fasteners. Design of Cotter and Knuckle Joint.
Threaded Fasteners: Stresses in threaded fasteners, effect of initial tension, design of threaded fasteners under static, dynamic and impact loads, design of eccentrically loaded bolted joints.

Power screws: Mechanics of power screw, stresses in power screws, efficiency and self-locking, design of power screws.

Assignment:

Course work includes a **Design project**. Design project should enable a group of students (maximum four in a group) to design a mechanical system (like couplings, screw jack, welded joints, bracket mounting using fasteners, etc.). Student should submit assembly drawing and part drawings, completely dimensioned, indicating the necessary manufacturing tolerances, surface finish symbols and geometric tolerances wherever necessary. Design project must be completed using appropriate solid modeling software. Computer generated drawings must be submitted. Design calculations must be hand written and should be included in the report. Design project should be given due credit in internal assessment.

Course Outcomes: At the end of the course, the student will be able to:

CO1: Apply the concepts of selection of materials for given mechanical components.

CO2: List the functions and uses of machine elements used in mechanical systems.

CO3: Apply codes and standards in the design of machine elements and select an element based on the Manufacturer's catalogue.

CO4: Analyse the performance and failure modes of mechanical components subjected to combined loading and fatigue loading using the concepts of theories of failure.

CO5: Demonstrate the application of engineering design tools to the design of machine components like shafts, couplings, power screws, fasteners, welded and riveted joints.

CO6: Understand the art of working in a team.

Question paper pattern:

- The question paper will have ten full questions carrying equal marks.
- Each full question will be for 20 marks.
- There will be two full questions (with a maximum of four sub- questions) from each module.
- Each full question will have sub- question covering all the topics under a module.
- The students will have to answer five full questions, selecting one full question from each module.

Sl No	Title of the Book	Name of the Author/s	Name of the	Edition and Year
Textbook/s				
1	Shigley's Mechanical Engineering Design	Richard G. Budynas, and J. Keith Nisbett	McGraw-Hill Education	10th edition, 2015.
2	Fundamentals of Machine Component Design	Juvinall R.C, and Marshek K.M.	John Wiley & Sons	Third Edition, 2007 student
3	Design of Machine Elements,	V B Bhandari	Tata McGraw Hill	4th Ed., 2016.
4	Design of Machine Elements-I	Dr.M H Annaiah Dr. J Suresh Kumar	New Age International (P)	1s Ed., 2016
Reference Books				
1	Machine Design- an integrated approach	Robert L. Norton	Pearson Education	2nd edition.
2	Design and Machine Elements	Spotts M.F., Shoup T.E	Pearson Education	8th edition,2006
3	Machine Component Design	Orthwein W	Jaico Publishing Co	2003
4	Machine Design	Hall, Holowenko, Laughlin (Schaum's Outline series)	Tata McGraw Hill Publishing	Special Indian Edition, 2008
5	Elements of Machine Design	H.G.Patil, S.C.Pilli, R.R.Malagi, M.S.Patil	IK International	First edition,2019

6	Design of Machine Elements Volume I	T. Krishna Rao	IK international publishing house,	2012
7	Hand book of Mechanical Design	G. M. Maithra and L.V.Prasad	Tata McGraw Hill	2nd edition, 2004.

Design Data Hand Book:

[1] Design Data Hand Book, K. Lingaiah, McGraw Hill, 2nd edition, 2003.

[2] Design Data Hand Book, K. Mahadevan and Balaveera Reddy, CBS publication.

[3] Design Data Hand Book, H.G.Patil, I. K. International Publisher, 2010

[4] PSG Design Data Hand Book, PSG College of technology, Coimbatore.

B. E. MECHANICAL ENGINEERING
Choice Based Credit System (CBCS) and Outcome Based Education (OBE)
SEMESTER - V

DYNAMICS OF MACHINES

Course Code	**18ME53**	CIE Marks	40
Teaching Hours/Week (L:T:P)	3:2:0	SEE Marks	60
Credits	04	Exam Hours	03

Course Learning Objectives:

- To understand the force-motion relationship in components subjected to external forces and analysis of standard mechanisms.
- To understand the undesirable effects of unbalances resulting from prescribed motions in mechanism.
- To understand the effect of Dynamics of undesirable vibrations.
- To understand the principles in mechanisms used for speed control and stability control.
- To know the concepts of modelling mechanical systems using spring, mass and damper elements.
- To compute the natural and damped frequencies of free 1-DOF mechanical systems
- To analyze the vibrational motion of 1-DOF mechanical systems under harmonic excitation conditions.

Module-1

Static force analysis: Static equilibrium, analysis of four bar mechanism, slider crank mechanism, shaper mechanism. **Dynamic force analysis:** D'Alembert's principle, analysis of four bar and slider crank mechanism, shaper mechanism.

Module-2

Balancing of Rotating Masses: Static and Dynamic Balancing, Balancing of single rotating mass by balancing masses in same plane and in different planes. Balancing of several rotating masses by balancing masses in same plane and in different planes.

Balancing of Reciprocating Masses: Inertia Effect of crank and connecting rod, Single cylinder Engine, Balancing in multi cylinder-inline engine (primary and secondary forces), V-type engine, Radial engine – direct and reverse crank method.

Module-3

Governors: Types of Governors; Force Analysis of Porter and Hartnell Governors. Controlling Force, Stability, Sensitiveness, Isochronism, Effort and Power.

Gyroscope: Vectorial representation of angular motion, Gyroscopic couple. Effect of gyroscopic Couple on plane disc, ship, aeroplane, Stability of two wheelers and four wheelers.

Module-4

Free vibrations: Basic elements of vibrating system, Types of free vibrations, Longitudinal vibrations-Equilibrium method, D'Alembert's principle, Energy method, Rayleigh's method. Determination of natural frequency of single degree freedom systems, Effect of spring mass, Damped free vibrations: Under damped, over damped and critically damped systems. Logarithmic decrement.

Module-5

Forced vibrations: Undamped forced vibration of spring mass system, Damped forced vibrations, Rotating unbalance, Reciprocating unbalance, Vibration isolation, Support motion(absolute and relative motion), Transverse vibration of shaft with single concentrated load, several loads, uniformly distributed load, Critical speed.

Course Outcomes: At the end of the course, the student will be able to:

CO1: Analyse the mechanisms for static and dynamic equilibrium.

CO2: Carry out the balancing of rotating and reciprocating masses

CO3: Analyse different types of governors used in real life situation.

CO4: Analyse the gyroscopic effects on disks, airplanes, stability of ships, two and four wheelers

CO5: Understand the free and forced vibration phenomenon.

CO6: Determine the natural frequency, force and motion transmitted in vibrating systems.

Question paper pattern:

- The question paper will have ten full questions carrying equal marks.
- Each full question will be for 20 marks.
- There will be two full questions (with a maximum of four sub- questions) from each module.
- Each full question will have sub- question covering all the topics under a module.
- The students will have to answer five full questions, selecting one full question from each module.

Sl. No.	Title of the Book	Name of the Author/s	Name of the Publisher	Edition and Year
Textbook/s				
1	Theory of Machines: Kinematics and Dynamics	Sadhu Singh	Pearson	Third edition 2019.
2	Mechanism and Machine Theory	G. Ambekar	PHI	2009
Reference Books				
1	Theory of Machines	Rattan S.S.	Tata McGraw-Hill Publishing Company	2014
2	Mechanisms and Machines- Kinematics, Dynamics and Synthesis	Michael M Stanisic	Cengage Learning	2016

B. E. MECHANICAL ENGINEERING
Choice Based Credit System (CBCS) and Outcome Based Education (OBE)
SEMESTER - V

TURBO MACHINES

Course Code	**18ME54**	CIE Marks	40
Teaching Hours/Week (L:T:P)	3:0:0	SEE Marks	60
Credits	03	Exam Hours	03

Course Learning Objectives:

- Understand typical design of Turbo machine, their working principle, application and thermodynamics process involved.
- Study the conversion of fluid energy to mechanical energy in Turbo machine with utilization factor and degree of reaction.
- Analyse various designs of steam turbine and their working principle.
- Study the various designs of hydraulic turbine based on the working principle.
- Understand the various aspects in design of power absorbing machine.

Module-1

Introduction: Definition of turbo machine, parts of turbo machines, Comparison with positive displacement machines, Classification, Dimensionless parameters and their significance, Unit and specific quantities, model studies and its numerical.

(Note: Since dimensional analysis is covered in Fluid Mechanics subject, questions on dimensional analysis may not be given. However, dimensional parameters and model studies may be given more weightage.)

Thermodynamics of fluid flow: Application of first and second law of thermodynamics to turbo machines, Efficiencies of turbo machines, Static and Stagnation states, overall isentropic efficiency, stage efficiency (their comparison) and polytropic efficiency for both compression and expansion processes. Reheat factor for expansion process. Simple Numerical on stage efficiency and polytropic efficiency.

Module-2

Energy exchange in Turbo machines: Euler's turbine equation, Alternate form of Euler's turbine equation, Velocity triangles for different values of degree of reaction, Components of energy transfer, Degree of Reaction, utilization factor, Relation between degree of reaction and Utilization factor, Problems.

General Analysis of Turbo machines: Radial flow compressors and pumps – general analysis, Expression for degree of reaction, velocity triangles, Effect of blade discharge angle on energy transfer and degree of reaction, Effect of blade discharge angle on performance, , General analysis of axial flow pumps and compressors, degree of reaction, velocity triangles, Numerical Problems.

Module-3

Steam Turbines: Classification, Single stage impulse turbine, condition for maximum blade efficiency, stage efficiency, Need and methods of compounding, Multi-stage impulse turbine, expression for maximum utilization factor, Numerical Problems.

Reaction turbine – Parsons's turbine, condition for maximum utilization factor, reaction staging. Numerical Problems

Module-4

Hydraulic Turbines: Classification, various efficiencies.

Pelton Wheel – Principle of working, velocity triangles, design parameters, maximum efficiency, and numerical problems.

Francis turbine – Principle of working, velocity triangles, design parameters, and numerical problems

Kaplan and Propeller turbines - Principle of working, velocity triangles, design parameters and Numerical Problems. Theory and types of Draft tubes.

Module-5

Centrifugal Pumps: Classification and parts of centrifugal pump, different heads and efficiencies of centrifugal pump, Theoretical head – capacity relationship, Minimum speed for starting the flow, Maximum suction lift, Net positive suction head, Cavitation, Need for priming, Pumps in series and parallel. Problems.

Centrifugal Compressors: Stage velocity triangles, slip factor, power input factor, Stage work, Pressure developed, stage efficiency and surging and problems.

Course Outcomes: At the end of the course, the student will be able to:

CO1: Model studies and thermodynamics analysis of turbomachines.

CO2: Analyse the energy transfer in Turbo machine with degree of reaction and utilisation factor.

CO3: Classify, analyse and understand various type of steam turbine.

CO4: Classify, analyse and understand various type of hydraulic turbine.

CO5: Understand the concept of radial power absorbing machine and the problems involved during its operation.

Question paper pattern:

- The question paper will have ten full questions carrying equal marks.
- Each full question will be for 20 marks.
- There will be two full questions (with a maximum of four sub- questions) from each module.
- Each full question will have sub- question covering all the topics under a module.
- The students will have to answer five full questions, selecting one full question from each module.

Sl No	Title of the Book	Name of the Author/s	Name of the Publisher	Edition and Year
Textbook/s				
1	An Introduction to Energy Conversion, Volume III, Turbo machinery	V. Kadambi and Manohar Prasad	New Age International Publishers	reprint 2008
2	Turbo Machines	B.U.Pai	Wiley India Pvt, Ltd	1st Edition
3	Turbo machines	M. S. Govindegowda and A. M. Nagaraj	M. M. Publications	7Th Ed, 2012
4	Fundamentals of Turbo Machinery	B.K Venkanna	PHI Publishers	
Reference Books				
1	Turbines, Compressors & Fans	S. M. Yahya	Tata McGraw Hill Co. Ltd	2nd edition, 2002
2	Principals of Turbo machines	D. G. Shepherd	The Macmillan Company	1964
3	Fluid Mechanics & Thermodynamics of Turbo machines	S. L. Dixon	Elsevier	2005

B. E. MECHANICAL ENGINEERING
Choice Based Credit System (CBCS) and Outcome Based Education (OBE)
SEMESTER - V

FLUID POWER ENGINEERING

Course Code	**18ME55**	CIE Marks	40
Teaching Hours /Week (L:T:P)	3:0:0	SEE Marks	60
Credits	03	Exam Hours	03

Course Learning Objectives:

- To provide an insight into the capabilities of hydraulic and pneumatic fluid power.
- To understand concepts and relationships surrounding force, pressure, energy and power in fluid power systems.
- To examine concepts cantering on sources of hydraulic power, rotary and linear actuators, distribution systems, hydraulic flow in pipes, and control components in fluid power systems.
- Exposure to build and interpret hydraulic and pneumatic circuits related to industrial applications.
- To familiarize with logic controls and trouble shooting.

Module-1

Introduction to fluid power systems

Fluid power system: components, advantages and applications. Transmission of power at static and dynamic states. Pascal's law and its applications.

Fluids for hydraulic system: types, properties, and selection. Additives, effect of temperature and pressure on hydraulic fluid. Seals, sealing materials, compatibility of seal with fluids. Types of pipes, hoses, and quick acting couplings. Pressure drop in hoses/pipes. Fluid conditioning through filters, strainers; sources of contamination and contamination control; heat exchangers.

Module-2

Pumps and actuators

Pumps: Classification of pumps, Pumping theory of positive displacement pumps, construction and working of Gear pumps, Vane pumps, Piston pumps, fixed and variable displacement pumps, Pump performance characteristics, pump selection factors, problems on pumps.

Accumulators: Types, and applications of accumulators. Types of Intensifiers, Pressure switches /sensor, Temperature switches/sensor, Level sensor.

Actuators: Classification cylinder and hydraulic motors, Hydraulic cylinders, single and double acting cylinder, mounting arrangements, cushioning, special types of cylinders, problems on cylinders.

Construction and working of rotary actuators such as gear, vane, piston motors, and Hydraulic Motor. Theoretical torque, power, flow rate, and hydraulic motor performance; numerical problems. Symbolic

Module-3

Components and hydraulic circuit design Components:

Classification of control valves, Directional Control Valves-symbolic representation, constructional features of poppet, sliding spool, rotary type valves solenoid and pilot operated DCV, shuttle valve, and check valves.

Pressure control valves - types, direct operated types and pilot operated types.

Flow Control Valves -compensated and non-compensated FCV, needle valve, temperature compensated, pressure compensated, pressure and temperature compensated FCV, symbolic representation.

Hydraulic Circuit Design: Control of single and Double -acting hydraulic cylinder, regenerative circuit, pump unloading circuit, counter balance valve application, hydraulic cylinder sequencing circuits, hydraulic circuit for force multiplication; speed control of hydraulic cylinder- metering in, metering out and bleed off circuits. Pilot pressure operated circuits.

Module-4

Pneumatic power systems

Introduction to Pneumatic systems: Pneumatic power system, advantages, limitations, applications, Choice of working medium. Characteristics of compressed air and air compressors. Structure of pneumatic control System, fluid conditioners-dryers and FRL unit.

Pneumatic Actuators: Linear cylinder – types of cylinders, working, end position cushioning, seals, mounting arrangements, and applications. Rotary cylinders- types, construction and application, symbols.

Pneumatic Control Valves: DCV such as poppet, spool, suspended seat type slide valve, pressure control valves, flow control valves, types and construction, use of memory valve, Quick exhaust valve, time delay valve, shuttle valve, twin pressure valve, symbols.

Module-5

Pneumatic control circuits

Simple Pneumatic Control: Direct and indirect actuation pneumatic cylinders, speed control of cylinders - supply air throttling and exhaust air throttling.

Signal Processing Elements: Use of Logic gates - OR and AND gates in pneumatic applications. Practical examples involving the use of logic gates.

Multi- Cylinder Application: Coordinated and sequential motion control, motion and control diagrams. Signal elimination methods, Cascading method- principle, Practical application examples (up to two cylinders) using cascading method (using reversing valves).

Electro- Pneumatic Control: Principles - signal input and output, pilot assisted solenoid control of directional control valves, use of relay and contactors. Control circuitry for simple signal cylinder application.

Learning Assignment:

The faculty will allocate one or more of the following experiments from group A and B to group of students (containing not more than four students in a group):

Group A: Experiments on hydraulic trainer:

a. Speed control circuit using metering in and metering out technique
b. Regenerative and sequencing circuits.
c. Extend-Retract and Stop system of a linear actuator
d. Rapid Traverse and Feed circuit.

Group B: Experiments on pneumatic trainer:

a. Automatic reciprocating circuit
b. Speed control circuit
c. Pneumatic circuit involving shuttle valve/ quick exhaust valve
d. Electro pneumatic valves and circuit

Students should build up the above circuits on computer using software and simulate the flow of fluid during the operation. Afterwards, they themselves can physically connect the circuit on the hydraulic/pneumatic trainer and run the circuit. Record of experiments shall be submitted in the form of journal. Due credit must be given for this assignment.

Course Outcomes: At the end of the course, the student will be able to:

CO1: Identify and analyse the functional requirements of a fluid power transmission system for a given application.
CO2: Visualize how a hydraulic/pneumatic circuit will work to accomplish the function.
CO3: Design an appropriate hydraulic or pneumatic circuit or combination circuit like electro-hydraulics, electro- pneumatics for a given application.
CO4: Select and size the different components of the circuit.
CO5: Develop a comprehensive circuit diagram by integrating the components selected for the given application.

Question paper pattern:

- The question paper will have ten full questions carrying equal marks.
- Each full question will be for 20 marks.
- There will be two full questions (with a maximum of four sub- questions) from each module.
- Each full question will have sub- question covering all the topics under a module.
- The students will have to answer five full questions, selecting one full question from each module.

Sl. No.	Title of the Book	Name of the Author/s	Name of the Publisher	Edition and Year
Textbook/s				
1	Fluid Power with applications	Anthony Esposito	Pearson edition	2000
2	Oil Hydraulics	Majumdar S.R	Tala McGRawHllL	2002
3	Pneumatic systems - Principles and Maintenance	Majumdar S.R	Tata McGraw-Hill	2005
Reference Books				
1	Industrial Hydraulics	John Pippenger, Tyler Hicks	McGraw Hill International Edition	1980
2	Hydraulics and pneumatics	Andrew Par	Jaico Publishing House	2005
3	Fundamentals of Pneumatics, Vol I, II and III.	FESTO		
4	Hydraulic Control Systems	Herbert E. Merritt	John Wiley and Sons, Inc	
5	Introduction to Fluid power	Thomson	PrentcieHall	2004
6	Fundamentals of fluid power control	John Watton	Cambridge University press	2012

B. E. MECHANICAL ENGINEERING
Choice Based Credit System (CBCS) and Outcome Based Education (OBE)
SEMESTER - V

OPERATIONS MANAGEMENT

Course Code	**18ME56**	CIE Marks	40
Teaching Hours/Week (L:T:P)	3:0:0	SEE Marks	60
Credits	03	Exam Hours	03

Course Learning Objectives:

- To get acquainted with the basic aspects of Production Management.
- The expose the students to various aspects of planning, organising and controlling operations Management.
- To understand different operational issues in manufacturing and services organisations.
- To understand different problem-solving methodologies and Production Management techniques.

Module-1

Introduction, Functions within business organizations, the operation management function, Classification of production systems, Productivity, factors affecting productivity.

Decision Making: The decision process, characteristics of operations decisions, use of models, decision making environments, graphical linear programming, analysis and trade-offs.

Module-2

Forecasting: Steps in forecasting process, approaches to forecasting, forecasts based on judgment and opinion, analysis of time series data, accuracy and control of forecasts, choosing a forecasting technique, elements of a good forecast.

Module-3

Capacity & Location Planning: Importance of capacity decisions, defining and measuring capacity, determinants of effective capacity, determining capacity requirement, developing capacity alternatives, evaluating alternatives, Need for location decisions, nature of locations decisions, general procedure for making locations decisions, evaluating locations decisions, facilities layout – need for layout decisions, types of processing.

Module-4

Aggregate Planning & Master Scheduling: Aggregate planning – Nature and scope of aggregate planning, strategies of aggregate planning, techniques for aggregate planning – graphical and charting techniques, mathematical techniques. The master production schedule, Master scheduling process, Master scheduling methods.

Module-5

Material Requirement Planning (MRP): Dependent versus independent demand, an overview of MRP – MRP inputs and outputs, MRP processing, ERP capacity requirement planning, benefits and limitations of MRP.

Purchasing and Supply Chain Management (SCM): Introduction, Importance of purchasing and SCM, the procur process, Concept of tenders, Approaches to SCM, Vendor development.

Course Outcomes: At the end of the course, the student will be able to:

CO1: Explain the concept and scope of operations management in a business context
CO2: Recognize the role of Operations management among various business functions and its role in the organizations' strategic planning and gaining competitive advantage.
CO3: Analyze the appropriateness and applicability of a range of operations management systems/models in decision making.
CO4: Assess a range of strategies for improving the efficiency and effectiveness of organizational operations.
CO5: Evaluate a selection of frameworks used in the design and delivery of operations

Question paper pattern:

- The question paper will have ten full questions carrying equal marks.
- Each full question will be for 20 marks.
- There will be two full questions (with a maximum of four sub- questions) from each module.

- Each full question will have sub- question covering all the topics under a module.
- The students will have to answer five full questions, selecting one full question from each module.

Textbooks:

1. "Operation Management, Author- Joseph G Monks McGrew Hill Publication, International Edition-1987.
2. "Production and Operation Management" ,Author-Pannerselvam R. PHI publications, 2nd edition
3. "An Introductory book on lean System, TPS Yasuhiro Modern.

Reference Books:

1. "Production and Operation Management" Chary S. N. TataMcGrew Hill 3rd edition.
2. "Production and Operations Management", Everett E. Adams, Ronald J. Ebert, Prentice Hall of India Publications, Fourth Edition.
3. Modern Production/Operations Management, Buffia, Wiely India Ltd 4th Edition.

B. E. MECHANICAL ENGINEERING
Choice Based Credit System (CBCS) and Outcome Based Education (OBE)
SEMESTER –V

FLUID MECHANICS AND MACHINES LAB

Course Code	**18MEL57**	CIE Marks	40
Teaching Hours/Week (L:T:P)	0:2:2	SEE Marks	60
Credits	02	Exam Hours	03

Course Learning Objectives:

- This course will provide a basic understanding of flow measurements using various types of flow measuring devices, calibration and losses associated with these devices.
- Energy conversion principles, analysis and understanding of hydraulic turbines and pumps will be discussed. Application of these concepts for these machines will be demonstrated. Performance analysis will be carried out using characteristic curves.

Sl. No.	Experiments
	PART A
1	Lab layout, calibration of instruments and standards to be discussed
2	Determination of coefficient of friction of flow in a pipe.
3	Determination of minor losses in flow through pipes.
4	Application of momentum equation for determination of coefficient of impact of jets on flat and curved blades
5	Calibration of flow measuring devices.
	PART B
6	Performance on hydraulic Turbines a. Pelton wheel b. Francis Turbine c. Kaplan Turbines
7	Performance hydraulic Pumps d. Single stage and Multi stage centrifugal pumps e. Reciprocating pump.
8	Performance test on a two stage Reciprocating Air Compressor.
9	Performance test on an Air Blower.
	PART C (OPTIONAL)
10	Visit to Hydraulic Power station/ Municipal Water Pump House and Case Studies
11	Demonstration of cut section models of Hydraulic turbines and Pumps.

Course Outcomes: At the end of the course, the student will be able to:

CO1: Perform experiments to determine the coefficient of discharge of flow measuring devices.
CO2: Conduct experiments on hydraulic turbines and pumps to draw characteristics.
CO3: Test basic performance parameters of hydraulic turbines and pumps and execute the knowledge in real life situations.
CO4: Determine the energy flow pattern through the hydraulic turbines and pumps.
CO5: Exhibit his competency towards preventive maintenance of hydraulic machines.

Conduct of Practical Examination:

1. All laboratory experiments are to be included for practical examination.
2. Breakup of marks and the instructions printed on the cover page of answer script to be strictly adhered by the examiners.
3. Students can pick one experiment from the questions lot prepared by the examiners.
4. Change of experiment is allowed only once and 15% Marks allotted to the procedure part to be made zero.

Scheme of Examination:

ONE question from part A: 30 Marks
ONE question from part B: 50 Marks
Viva –Voice : 20 Marks
Total : 100 Marks

B. E. MECHANICAL ENGINEERING
Choice Based Credit System (CBCS) and Outcome Based Education (OBE)
SEMESTER –V

ENERGY CONVERSION LABORATORY

Course Code	**18MEL58**	CIE Marks	40
Teaching Hours/Week (L:T:P)	0:2:2	SEE Marks	60
Credits	02	Exam Hours	03

Course Learning Objectives:

- This course will provide a basic understanding of fuel properties and its measurements using various types of measuring devices
- Energy conversion principles, analysis and understanding of I C Engines will be discussed. Application of these concepts for these machines will be demonstrated. Performance analysis will be carried out using characteristic curves.
- Exhaust emissions of I C Engines will be measured and compared with the standards.

Sl. No.	Experiments
	PART A
1	Lab layout, calibration of instruments and standards to be discussed
2	Determination of Flash point and Fire point of lubricating oil using Abel Pensky and Marten's (closed) / Cleveland's (Open Cup) Apparatus.
3	Determination of Calorific value of solid, liquid and gaseous fuels.
4	Determination of Viscosity of lubricating oil using Redwoods, Saybolt and Torsion Viscometers.
5	Valve Timing/port opening diagram of an I.C. Engine.
	PART B
6	Performance Tests on I.C. Engines, Calculations of IP, BP, Thermal efficiency, Volumetric efficiency, Mechanical efficiency, SFC, FP, A:F Ratio, heat balance sheet for a. Four stroke Diesel Engine b. Four stroke Petrol Engine c. Multi Cylinder Diesel/Petrol Engine, (Morse test) d. Two stroke Petrol Engine Variable Compression Ratio I.C. Engine.
7	Measurements of Exhaust Emissions of Petrol engine.
8	Measurements of Exhaust Emissions of Diesel engine.
	PART C (OPTIONAL)
9	Visit to Automobile Industry/service stations.
10	Demonstration of $p\theta$, pV plots using Computerized IC engine test rig

Course Outcomes: At the end of the course, the student will be able to:

CO1: Perform experiments to determine the properties of fuels and oils.
CO2: Conduct experiments on engines and draw characteristics.
CO3: Test basic performance parameters of I.C. Engine and implement the knowledge in industry.
CO4: Identify exhaust emission, factors affecting them and exhibit his competency towards preventive maintenance of IC engines.

Scheme of Examination:

ONE question from part A: 30 Marks
ONE question from part B: 50 Marks
Viva –Voice : 20 Marks
Total : 100 Marks

B. E. MECHANICAL ENGINEEING
Choice Based Credit System (CBCS) and Outcome Based Education (OBE)
SEMESTER – V

ENVIRONMENTAL STUDIES

Course Code	**18CIV59**	CIE Marks	40
Teaching Hours / Week (L:T:P)	(1:0:0)	SEE Marks	60
Credits	01	Exam Hours	02

Module - 1

Ecosystems (Structure and Function): Forest, Desert, Wetlands, Riverine, Oceanic and Lake. 02 Hrs
Biodiversity: Types, Value; Hot-spots; Threats and Conservation of biodiversity, Forest Wealth, and Deforestation.

Module - 2

Advances in Energy Systems (Merits, Demerits, Global Status and Applications)**:** Hydrogen, Solar, OTEC, Tidal and Wind. 02 Hrs
Natural Resource Management (Concept and case-studies): Disaster Management, Sustainable Mining, Cloud Seeding, and Carbon Trading.

Module - 3

Environmental Pollution (Sources, Impacts, Corrective and Preventive measures, Relevant Environmental Acts, Case-studies)**:** Surface and Ground Water Pollution; Noise pollution; Soil Pollution and Air Pollution.02 Hrs
Waste Management & Public Health Aspects: Bio-medical Wastes; Solid waste; Hazardous wastes; E-wastes; Industrial and Municipal Sludge.

Module - 4

Global Environmental Concerns (Concept, policies and case-studies): Ground water depletion/recharging, Climate Change; Acid Rain; Ozone Depletion; Radon and Fluoride problem in drinking water; Resettlement and rehabilitation of people, Environmental Toxicology.

Module - 5

Latest Developments in Environmental Pollution Mitigation Tools (Concept and Applications): G.I.S. & Remote Sensing, Environment Impact Assessment, Environmental Management Systems, ISO14001; Environmental Stewardship- NGOs. 03 Hrs
Field work: Visit to an Environmental Engineering Laboratory or Green Building or Water Treatment Plant or Waste water treatment Plant; ought to be Followed by understanding of process and its brief documentation.

Course Outcomes: At the end of the course, students will be able to:

- CO1: Understand the principles of ecology and environmental issues that apply to air, land, and water issues on a global scale,
- CO2: Develop critical thinking and/or observation skills, and apply them to the analysis of a problem or question related to the environment.
- CO3: Demonstrate ecology knowledge of a complex relationship between biotic and abiotic components.
- CO4: Apply their ecological knowledge to illustrate and graph a problem and describe the realities that managers face when dealing with complex issues.

Question paper pattern:

- The Question paper will have 100 objective questions.
- Each question will be for 01 marks
- Student will have to answer all the questions in an OMR Sheet.
- The Duration of Exam will be 2 hours.

Sl. No.	Title of the Book	Name of the Author/s	Name of the Publisher	Edition and Year
Textbook/s				
1	Environmental Studies	Benny Joseph	Tata Mc Graw – Hill.	2nd Edition, 2012

2.	Environmental Studies	S M Prakash	Pristine Publishing House, Mangalore	3rd Edition, 2018
3	Environmental Studies – From Crisis to Cure	R Rajagopalan	Oxford Publisher	2005
Reference Books				
1	Principals of Environmental Science and Engineering	Raman Sivakumar	Cengage learning, Singapur.	2nd Edition, 2005
2	Environmental Science – working with the Earth	G.Tyler Miller Jr.	Thomson Brooks /Cole,	11th Edition, 2006
3	Text Book of Environmental and Ecology	Pratiba Sing, AnoopSingh& Piyush Malaviya	Acme Learning Pvt. Ltd. New Delhi.	1st Edition

B. E. MECHANICAL ENGINEERING
Choice Based Credit System (CBCS) and Outcome Based Education (OBE)
SEMESTER - VI

FINITE ELEMENT METHODS

Course Code	**18ME61**	CIE Marks	40
Teaching Hours /Week (L:T:P)	3:2:0	SEE Marks	60
Credits	04	Exam Hours	03

Course Learning Objectives:

- To learn the basic principles of finite element analysis procedure
- To understand the design and heat transfer problems with application of FEM.
- Solve 1 D, 2 D and dynamic problems using Finite Element Analysis approach.
- To learn the theory and characteristics of finite elements that represent engineering structures.
- To learn and apply finite element solutions to structural, thermal, dynamic problem to develop the knowledge and skills needed to effectively evaluate finite element analyses.

Module-1

Introduction to Finite Element Method: General steps of the finite element method. Engineering applications of finite element method. Advantages of the Finite Element Method.
Boundary conditions: Homogeneous and non-homogeneous for structural, heat transfer and fluid flow problems. Potential energy method, Rayleigh Ritz method, Galerkin's method, Displacement method of finite element formulation. Convergence criteria, Discretisation process, **Types of elements:** 1D, 2D and 3D, Node numbering, Location of nodes. **Strain-** displacement relations, Stress-strain relations, Plain stress and Plain strain conditions, temperature effects.
Interpolation models: Simplex, complex and multiplex elements, linear interpolation polynomials in terms of global coordinates 1D, 2D, 3D Simplex Elements.

Module-2

Introduction to the stiffness (Displacement) method: Introduction, Derivation of stiffness matrix, Derivation of stiffness matrix for a spring element, Assembly the total stiffness matrix by superposition. One-Dimensional Elements-Analysis of Bars and Trusses, Linear interpolation polynomials in terms of local coordinate's for1D, 2Delements. Higher order interpolation functions for 1D quadratic and cubic elements in natural coordinates, , , Constant strain triangle, Four-Nodded Tetrahedral Element (TET 4), Eight-Nodded Hexahedral Element (HEXA 3 8), 2D iso-parametric element, Lagrange interpolation functions.
Numerical integration: Gaussian quadrature one point, two point formulae, 2D integrals. Force terms: Body force, traction force and point loads, Numerical Problems: Solution for displacement, stress and strain in 1D straight bars, stepped bars and tapered bars using elimination approach and penalty approach. Analysis of

Module-3

Beams and Shafts: Boundary conditions, Load vector, Hermite shape functions, Beam stiffness matrix based on Euler-Bernoulli beam theory, Examples on cantilever beams, propped cantilever beams, Numerical problems on simply supported, fixed straight and stepped beams using direct stiffness method with concentrated and uniformly distributed load.
Torsion of Shafts: Finite element formulation of shafts, determination of stress and twists in circular shafts.

Module-4

Heat Transfer: Basic equations of heat transfer: Energy balance equation, Rate equation: conduction, convection, radiation, 1D finite element formulation using vibration method, Problems with temperature gradient and heat fluxes, heat transfer in composite sections, straight fins.
Fluid Flow: Flow through a porous medium, Flow through pipes of uniform and stepped sections, Flow through hydraulic net works.

Module-5

Axi-symmetric Solid Elements: Derivation of stiffness matrix of axisymmetric bodies with triangular elements, Numerical solution of axisymmetric triangular element(s) subjected to surface forces, point loads, angular velocity, pressure vessels.

Dynamic Considerations: Formulation for point mass and distributed masses, Consistent element mass matrix of one dimensional bar element, truss element, axisymmetric triangular element, quadrilateral element, beam element. Lumped mass matrix of bar element, truss element, Evaluation of eigen values and eigen vectors, Applications to bars, stepped bars, and beams.

Course Outcomes: At the end of the course, the student will be able to:

CO1: Identify the application and characteristics of FEA elements such as bars, beams, plane and iso-parametric elements.

CO2: Develop element characteristic equation and generation of global equation.

CO3: Formulate and solve Axi-symmetric and heat transfer problems.

CO4: Apply suitable boundary conditions to a global equation for bars, trusses, beams, circular shafts, heat transfer, fluid flow, axi-symmetric and dynamic problems

Question paper pattern:

- The question paper will have ten full questions carrying equal marks.
- Each full question will be for 20 marks.
- There will be two full questions (with a maximum of four sub- questions) from each module.
- Each full question will have sub- question covering all the topics under a module.
- The students will have to answer five full questions, selecting one full question from each module.

Sl No	Title of the Book	Name of the Author/s	Name of the Publisher	Edition and Year
Textbook/s				
1	A first course in the Finite Element Method	Logan, D. L	Cengage Learning	6th Edition 2016
2	Finite Element Method in Engineering	Rao, S. S	Pergaman Int. Library of Science	5th Edition 2010
3	Finite Elements in Engineering	Chandrupatla T. R	PHI	2nd Edition 2013
Reference Books				
1	Finite Element Method	J.N.Reddy	McGraw -Hill International Edition	
2	Finite Elements Procedures	Bathe K. J	PHI	
3	Concepts and Application of Finite Elements Analysis	Cook R. D., et al.	Wiley & Sons	4th Edition 2003

E- Learning

• VTU, E- learning

B. E. MECHANICAL ENGINEERING
Choice Based Credit System (CBCS) and Outcome Based Education (OBE)
SEMESTER - VI

DESIGN OF MACHINE ELEMENTS II

Course Code	**18ME62**	CIE Marks	40
Teaching Hours /Week (L:T:P)	3:2:0	SEE Marks	60
Credits	04	Exam Hours	03

Course Learning Objectives:

- To understand various elements involved in a mechanical system.
- To analyze various forces acting on the elements of a mechanical system and design them using appropriate techniques, codes, and standards.
- To select transmission elements like gears, belts, pulleys, bearings from the manufacturers' catalogue.
- To design a mechanical system integrating machine elements.
- To produce assembly and working drawings of various mechanical systems involving machine elements like belts, pulleys, gears, springs, bearings, clutches and brakes.

Module-1

Springs: Types of springs, spring materials, stresses in helical coil springs of circular and non-circular cross sections. Tension and compression springs, concentric springs; springs under fluctuating loads.
Leaf Springs: Stresses in leaf springs, equalized stresses, and nipping of leaf springs.
Introduction to torsion and Belleville springs.
Belts: Materials of construction of flat and V belts, power rating of belts, concept of slip and creep, initial tension, effect of centrifugal tension, maximum power condition.
Selection of flat and V belts- length & cross section from manufacturers' catalogues. Construction and application of timing belts.
Wire ropes: Construction of wire ropes, stresses in wire ropes, and selection of wire ropes.

Module-2

Gear drives: Classification of gears, materials for gears, standard systems of gear tooth, lubrication of gears, and gear tooth failure modes.
Spur Gears: Definitions, stresses in gear tooth: Lewis equation and form factor, design for strength, dynamic load and wear.
Helical Gears: Definitions, transverse and normal module, formative number of teeth, design based on strength, dynamic load and wear.

Module-3

Bevel Gears: Definitions, formative number of teeth, design based on strength, dynamic load and wear.
Worm Gears: Definitions, types of worm and worm gears, and materials for worm and worm wheel. Design based on strength, dynamic, wear loads and efficiency of worm gear drives.

Module-4

Design of Clutches: Necessity of a clutch in an automobile, types of clutch, friction materials and its properties. Design of single plate, multi-plate and cone clutches based on uniform pressure and uniform wear theories.
Design of Brakes: Different types of brakes, Concept of self-energizing and self-locking of brakes. Practical examples, Design of band brakes, block brakes and internal expanding brakes.

Module-5

Lubrication and Bearings: Lubricants and their properties, bearing materials and properties; mechanisms of lubrication, hydrodynamic lubrication, pressure development in oil film, bearing modulus, coefficient of friction, minimum oil film thickness, heat generated, and heat dissipated. Numerical examples on hydrodynamic journal and thrust bearing design.

Antifriction bearings: Types of rolling contact bearings and their applications, static and dynamic load carrying capacities, equivalent bearing load, load life relationship; selection of deep grove ball bearings from the manufacturers' catalogue; selection of bearings subjected to cyclic loads and speeds;probability of survival.

Assignment:

Course work includes a **Design project**. Design project should enable the students to design a mechanical system (like single stage reduction gear box with spur gears, single stage worm reduction gear box, V-belt and pulley drive system, machine tool spindle with bearing mounting, C-clamp, screw jack, etc.) A group of students (maximum number in a group should be 4) should submit assembly drawing and part drawings, completely dimensioned, indicating the necessary manufacturing tolerances, surface finish symbols and geometric tolerances wherever necessary. Design project must be completed using appropriate solid modeling software. Computer generated drawings must be submitted. Design calculations must be hand written and should be included in the report. Design project should be given due credit in internal assessment.

Course Outcomes: At the end of the course, the student will be able to:

CO1: Apply design principles for the design of mechanical systems involving springs, belts, pulleys, and wire ropes.

CO2: Design different types of gears and simple gear boxes for relevant applications.

CO3: Understand the design principles of brakes and clutches.

CO4: Apply design concepts of hydrodynamic bearings for different applications and select Anti friction bearings for different applications using the manufacturers, catalogue.

CO6: Apply engineering design tools to product design.

CO7: Become good design engineers through learning the art of working in a team.

Question paper pattern:

- The question paper will have ten full questions carrying equal marks.
- Each full question will be for 20 marks.
- There will be two full questions (with a maximum of four sub- questions) from each module.
- Each full question will have sub- question covering all the topics under a module.
- The students will have to answer five full questions, selecting one full question from each module.

Sl No	Title of the Book	Name of the Author/s	Name of the Publisher	Edition and Year
Textbook/s				
1	Shigley's Mechanical Engineering Design	Richard G. Budynas,and J. Keith Nisbett	McGraw-Hill Education	10th Edition, 2015
2	Fundamentals of Machine Component Design	Juvinall R.C, and Marshek K.M	John Wiley & Sons	Third Edition 2007 Wiley student edition
3	Design of Machine Elements	V. B. Bhandari	Tata Mcgraw Hill	4th Ed 2016.
4	Design of Machine Elements-II	Dr.M H Annaiah Dr. J Suresh Kumar Dr.C N Chandrappa	New Age International (P) Ltd.,	1s Ed., 2016
Reference Books				
1	Machine Design- an integrated approach	Robert L. Norton	Pearson Education	2nd edition
2	Design and Machine Elements	Spotts M.F., ShoupT.E	Pearson Education	8th edition, 2006

3	Machine design Hall, Holowenko, Laughlin (Schaum's Outline Series	adapted by S.K.Somani	Tata McGraw Hill Publishing Company Ltd	Special Indian Edition, 2008
4	Elements of Machine Design	H.G.Patil, S.C.Pilli, R.R.Malagi, M.S.Patil	IK International	First edition,2019
5	Design of Machine ElementsVolume II	T. Krishna Rao	IK international publishing house	2013
6	Hand book of Mechanical Design	G. M. Maithra and L.V.Prasad	Tata McGraw Hill	2nd edition,2004

Design Data Hand Books:

[1] Design Data Hand Book, K.Lingaiah, McGraw Hill, 2nd edition, 2003.
[2] Design Data Hand Book, K.Mahadevan and Balaveera Reddy, CBS publication.
[3] Design Data Hand Book, H.G.Patil, I.K.International Publisher, 2010
[4] PSG Design Data Hand Book, PSG College of technology, Coimbatore.

B. E. MECHANICAL ENGINEERING
Choice Based Credit System (CBCS) and Outcome Based Education (OBE)
SEMESTER - VI

HEAT TRANSFER

Course Code	**18ME63**	CIE Marks	40
Teaching Hours /Week (L:T:P)	3:2:0	SEE Marks	60
Credits	04	Exam Hours	03

Course Learning Objectives:

- Study the modes of heat transfer.
- Learn how to formulate and solve 1-D steady and unsteady heat conduction problems.
- Apply empirical correlations for fully-developed laminar, turbulent internal flows and external boundary layer convective flow problems.
- Study the basic principles of heat exchanger analysis and thermal design.
- Understand the principles of boiling and condensation including radiation heat transfer related engineering problems.

Module-1

Introductory concepts and definitions: Modes of heat transfer: Basic laws governing conduction, convection, and radiation heat transfer; Types of boundary conditions. General three dimensional Heat Conduction Equation: Derivation of the equation in (i) Cartesian, coordinate only. Discussion of three dimensional Heat Conduction Equation in (ii) Polar and (iii) Spherical Co-ordinate Systems.

Steady-state one-dimensional heat conduction problems in Cartesian System: Steady-state one-dimensional heat conduction problems (i) without heat generation and (ii) constant thermal conductivity - in Cartesian system with various possible boundary conditions. Brief Introduction to variable thermal conductivity and heat generation [No numerical on variable thermal conductivity and heat generation] Thermal Resistances in Series and in Parallel. Critical Thickness of Insulation in cylinder and spheres Concept. Derivation

Module-2

Extended Surfaces or Fins: Classification, Straight Rectangular and Circular Fins, Temperature Distribution and Heat Transfer Calculations, Fin Efficiency and Effectiveness, Applications

Transient [Unsteady-state] heat conduction: Definition, Different cases - Negligible internal thermal resistance, negligible surface resistance, comparable internal thermal and surface resistance, Lumped body, Infinite Body and Semi-infinite Body, Numerical Problems, Heisler and Grober charts.

Module-3

Numerical Analysis of Heat Conduction: Introduction, one-dimensional steady conduction and one dimensional unsteady conduction, boundary conditions, solution methods.

Thermal Radiation: Fundamental principles - Gray, White, Opaque, Transparent and Black bodies, Spectral emissive power, Wien's displacement law, Planck's laws, Hemispherical Emissive Power, Stefan-Boltzmann law for the total emissive power of a black body, Emissivity and Kirchhoff's Laws, View factor, Net radiation exchange between parallel plates, concentric cylinders, and concentric spheres, Radiation Shield.

Module-4

Forced Convection: Boundary Layer Theory, Velocity and Thermal Boundary Layers, Prandtl number, Turbulent flow, Various empirical solutions, Forced convection flow over cylinders and spheres, Internal flows –laminar and turbulent flow solutions.

Free convection: Laminar and Turbulent flows, Vertical Plates, Vertical Tubes and Horizontal Tubes, Empirical solutions.

Module-5

Heat Exchangers: Definition, Classification, applications, LMTD method, Effectiveness - NTU method, Analytical Methods, Fouling Factors, Chart Solution Procedures for solving Heat Exchanger problems: Correction Factor Charts and Effectiveness-NTU Charts.

Introduction to boiling: pool boiling, Bubble Growth Mechanisms, Nucleate Pool Boiling, Critical Heat Flux in Nucleate Pool Boiling, Pool Film Boiling, Critical Heat Flux, Heat Transfer beyond the Critical Point, filmwise and dropwise Condensation.

Course Outcomes: At the end of the course, the student will be able to:

CO1: Understand the modes of heat transfer and apply the basic laws to formulate engineering systems.

CO2: Understand and apply the basic laws of heat transfer to extended surface, composite material and unsteady state heat transfer problems.

CO3: Analyze heat conduction through numerical methods and apply the fundamental principle to solve radiation heat transfer problems.

CO4: Analyze heat transfer due to free and forced convective heat transfer.

CO5: Understand the design and performance analysis of heat exchangers and their practical applications, Condensation and Boiling phenomena.

Question paper pattern:

- The question paper will have ten full questions carrying equal marks.
- Each full question will be for 20 marks.
- There will be two full questions (with a maximum of four sub- questions) from each module.
- Each full question will have sub- question covering all the topics under a module.
- The students will have to answer five full questions, selecting one full question from each module.

Sl No	Title of the Book	Name of the Author/s	Name of the Publisher	Edition and Year
Textbook/s				
1	Principals of heat transfer	Frank Kreith, Raj M. Manglik, Mark S. Bohn	Cengage learning	Seventh Edition 2011.
2	Heat transfer, a practical approach	Yunus A. Cengel	Tata Mc Graw Hill	Fifth edition
Reference Books				
1	Heat and mass transfer	Kurt C, Rolle	Cengage learning	second edition
2	Heat Transfer A Basic Approach	M. NecatiOzisik	McGraw Hill, New York	2005
3	Fundamentals of Heat and Mass Transfer	Incropera, F. P. and De Witt, D. P	John Wiley and Sons, New York	5th Edition 2006
4	Heat Transfer	Holman, J. P.	Tata McGraw Hill, New York	9th Edition 2008

B. E. MECHANICAL ENGINEERING
Choice Based Credit System (CBCS) and Outcome Based Education (OBE)
SEMESTER – VI
Professional Elective- 1

NON-TRADITIONAL MACHINING

Course Code	**18ME641**	CIE Marks	40
Teaching Hours /Week (L:T:P)	3:0:0	SEE Marks	60
Credits	03	Exam Hours	03

Course Learning Objectives:

- To learn various concepts related to modern machining processes & their applications.
- To appreciate the differences between conventional and non-conventional machining processes.
- To acquire a functional understanding of non-traditional manufacturing equipment.
- To know about various process parameters and their influence on performance and their applications.
- To impart knowledge on various types of energy involved in non-traditional machining processes.

Module-1

Introduction to Non-traditional machining, Need for Non-traditional machining process, Comparison between traditional and non-traditional machining, general classification Non-traditional machining processes, classification based on nature of energy employed in machining, selection of non-traditional machining processes, Specific advantages, limitations and applications of non-traditional machining processes.

Module-2

Ultrasonic Machining (USM): Introduction, Equipment and material process, Effect of process parameters: Effect of amplitude and frequency, Effect of abrasive grain diameter, effect of slurry, tool & work material. Process characteristics: Material removal rate, tool wear, accuracy, surface finish, applications, advantages & limitations of USM.

Abrasive Jet Machining (AJM): Introduction, Equipment and process of material removal, process variables: carrier gas, type of abrasive, work material, stand-off distance (SOD). Process characteristics-Material removal rate, Nozzle wear, accuracy & surface finish. Applications, advantages & limitations of AJM.

Module-3

ELECTROCHEMICAL MACHINING (ECM): Introduction, Principle of electro chemical machining, ECM equipment, elements of ECM operation, Chemistry of ECM. ECM Process characteristics: Material removal rate, accuracy, surface finish. Process parameters: Current density, Tool feed rate, Gap between tool & work piece, velocity of electrolyte flow, type of electrolyte, its concentration temperature, and choice of electrolytes. ECM Tooling: ECM tooling technique & example, Tool & insulation materials. Applications ECM: Electrochemical grinding and electrochemical honing process. Advantages, disadvantages and application of ECG, ECH.

CHEMICAL MACHINING (CHM): Elements of the process, Resists (maskants), Etchants. Types of chemical machining process-chemical blanking process, chemical milling process. Process characteristics of CHM: material removal rate, accuracy, surface finish, advantages, limitations and applications of chemical machining process.

Module-4

ELECTRICAL DISCHARGE MACHINING (EDM): Introduction, mechanism of metal removal, EDM equipment: spark erosion generator (relaxation type), dielectric medium-its functions & desirable properties, electrode feed control system. Flushing types; pressure flushing, suction flushing, side flushing, pulsed flushing. EDM process parameters: Spark frequency, current & spark gap, surface finish, Heat Affected Zone. Advantages, limitations & applications of EDM, Electrical discharge grinding, Traveling wire EDM.

PLASMA ARC MACHINING (PAM): Introduction, non-thermal generation of plasma, equipment mechanism of metal removal, Plasma torch, process parameters, process characteristics. Safety precautions. Safety precautions, applications, advantages and limitations.

Module-5

LASER BEAM MACHINING (LBM): Introduction, generation of LASER, Equipment and mechanism of metal removal, LBM parameters and characteristics, Applications, Advantages & limitations.
ELECTRON BEAM MACHINING (EBM): Introduction, Principle, equipment and mechanism of metal removal, applications, advantages and limitations.

Course Outcomes: At the end of the course, the student will be able to:

CO1: Understand the compare traditional and non-traditional machining process and recognize the need for Non- traditional machining process.

CO2: Understand the constructional features, performance parameters, process characteristics, applications, advantages and limitations of USM, AJM and WJM.

CO3: Identify the need of Chemical and electro-chemical machining process along with the constructional features, process parameters, process characteristics, applications, advantages and limitations.

CO4: Understand the constructional feature of the equipment, process parameters, process characteristics, applications, advantages and limitations EDM & PAM.

CO5: Understand the LBM equipment, LBM parameters, and characteristics. EBM equipment and mechanism of metal removal, applications, advantages and limitations LBM & EBM.

Question paper pattern:

- The question paper will have ten full questions carrying equal marks.
- Each full question will be for 20 marks.
- There will be two full questions (with a maximum of four sub- questions) from each module.
- Each full question will have sub- question covering all the topics under a module.
- The students will have to answer five full questions, selecting one full question from each module.

Sl No	Title of the Book	Name of the Author/s	Name of the Publisher	Edition and Year
Textbook/s				
1	Modern Machining Process	by P.C Pandey and H S Shah	McGraw Hill Education India Pvt. Ltd.	2000
2	Production technology	HMT	McGraw Hill Education India Pvt. Ltd	2001
Reference Books				
1	New Technology	Dr. Amitabha Bhattacharyya	The Institute of Engineers (India)	2000
2	Modern Machining process	Aditya		2002

B. E. MECHANICAL ENGINEERING
Choice Based Credit System (CBCS) and Outcome Based Education (OBE)
SEMESTER – VI
Professional Elective- 1

REFRIGERATION AND AIR CONDITIONING

Course Code	**18ME642**	CIE Marks	40
Teaching Hours /Week (L:T:P)	3:0:0	SEE Marks	60
Credits	03	Exam Hours	03

Course Learning Objectives:

- Study the basic definition, ASHRAE Nomenclature for refrigerating systems.
- Understand the working principles and applications of different types of refrigeration systems.
- Study the working of air conditioning systems and their applications.
- Identify the performance parameters and their relations of an air conditioning system.

Module-1

Introduction to Refrigeration –Basic Definitions, ASHRAE Nomenclature, Air Refrigeration Cycles-reversed Carnot cycle, Bell-Coleman cycle analysis, Air Refrigeration systems-merits and demerits and applications: Aircraft refrigeration cycles, Joule Thompson coefficient and Inversion Temperature, Linde, Claude and Stirling cycles for liquefaction of air.

Industrial Refrigeration-Chemical and process industries, Dairy plants , Petroleum refineries, Food processing and food chain, Miscellaneous

Module-2

Vapour Compression Refrigeration System(VCRS): Comparison of Vapour Compression Cycle and Gas cycle, Vapour Compression Refrigeration system Working and analysis, Limitations, Superheat horn and throttling loss for various refrigerants, efficiency, Modifications to standard cycle – liquid-suction heat exchangers, Grindlay cycle and Lorenz cycle, Optimum suction condition for optimum COP Actual cycles with pressure drops, Complete Vapour Compression Refrigeration System, Multi-Pressure, Multi-evaporator systems or Compound Vapour Compression Refrigeration Systems – Methods like Flash Gas removal, Flash inter cooling and water Inter cooling.

Module-3

Vapour Absorption Refrigeration Systems: Absorbent – Refrigerant combinations, Water-Ammonia Systems,Practical problems, Lithium- Bromide System, Contrast between the two systems, Modified Version of Aqua-Ammonia System with Rectifier and Analyzer Assembly.Practical problems – crystallization and air leakage, Commercial systems

Other types of Refrigeration systems: Brief Discussion on (i) Steam-Jet refrigeration system and (ii) Thermoelectric refrigeration, pulse tube refrigeration, thermoacoustic refrigeration systems

Module-4

Refrigerants: Primary and secondary refrigerants, Designation of Refrigerants, Desirable properties of refrigerants including solubility in water and lubricating oil, material compatibility, toxicity, flammability, leak detection, cost, environment and performance issues Thermodynamic properties of refrigerants, Synthetic and natural refrigerants, Comparison between different refrigerants vis a vis applications, Special issues and practical implications Refrigerant mixtures – zeotropic and azeotropic mixtures

Refrigeration systems Equipment: Compressors, Condensers, Expansion Devices and Evaporators, A brief look at other components of the system.

Module-5

Air-Conditioning: Introduction to Air-Conditioning, Basic Definition, Classification, power rating, Mathematical Analysis of Air-Conditioning Loads, Related Aspects, Different Air-Conditioning Systems-Central – Station Air-Conditioning System, Unitary Air-Conditioning System, Window Air-Conditioner and Packaged Air-Conditioner, Components related to Air-Conditioning Systems.

Transport air conditioning Systems:Air conditioning systems for automobiles (cars, buses etc.), Air conditioning systems for trains, Air conditioning systems for ships

Course Outcomes: At the end of the course, the student will be able to:

CO1: Illustrate the principles, nomenclature and applications of refrigeration systems.
CO2: Explain vapour compression refrigeration system and identify methods for performance improvement
CO3: Study the working principles of air, vapour absorption, thermoelectric and steam-jet and thermoacoustic refrigeration systems.
CO4: Estimate the performance of air-conditioning systems using the principles of psychrometry.
CO5: Compute and Interpret cooling and heating loads in an air-conditioning system.
CO6: Identify suitable refrigerant for various refrigerating systems.

Question paper pattern:

- The question paper will have ten full questions carrying equal marks.
- Each full question will be for 20 marks.
- There will be two full questions (with a maximum of four sub- questions) from each module.
- Each full question will have sub- question covering all the topics under a module.
- The students will have to answer five full questions, selecting one full question from each module.

Sl No	Title of the Book	Name of the Author/s	Name of the Publisher	Edition and Year
Textbook/s				
1	Refrigeration and Air-conditioning	Arora C.P	Tata Mc Graw –Hill, New Delhi	2nd Edition, 2001
2	Principles of Refrigeration	Roy J. Dossat	Wiley Limited	
3	Refrigeration and Air-conditioning	Stoecker W.F., and Jones J.W.,	Mc Graw - Hill, New Delhi	2nd edition, 1982.
Reference Books				
1	Heating, Ventilation and Air Conditioning	McQuistion	Wiley Students edition	5th edition2000.
2	Air conditioning	PITA	Pearson	4th edition 2005
3	Refrigeration and Air-Conditioning	S C Arora& S Domkundwar	Dhanpat Rai Publication	
4	Principles of Refrigeration	Dossat	Pearson	2006
5	Refrigeration and Air-Conditioning	Manohar prasad		
6	Handbook of Air Conditioning and Refrigeration	Shan K. Wang	McGraw-Hill Education	2/e,2001

Data Book:

1. Mathur M.L. & Mehta,Refrigerant and Psychrometric Properties (Tables & Charts) SI Units, F.S., Jain Brothers,2008

E- Learning

- http://nptel.ac.in/courses/112105128/#

E-Resources

- VTU, E- learning, MOOCS, Open courseware

B. E. MECHANICAL ENGINEERING
Choice Based Credit System (CBCS) and Outcome Based Education (OBE)
SEMESTER – VI
Professional Elective- 1

THEORY OF ELASTICITY

Course Code	**18ME643**	CIE Marks	40
Teaching Hours/Week (L:T:P)	3:0:0	SEE Marks	60
Credits	03	Exam Hours	03

Course Learning Objectives:

- To provide the student with the mathematical and physical principles of Theory of Elasticity.
- To provide the student with various solution strategies while applying them to practical cases.

Module-1

Analysis of Stress: Definition and notation of stress, Equations of equilibrium in differential form, Stress components on an arbitrary plane, Equality of cross shear, Stress invariants, Principal stresses, Octahedral stress, Planes of maximum shear, Stress transformation, Plane state of stress, Mohr's diagram for 3dimensional state of stress.

Module-2

Analysis of Strain: Displacement field, Strains in term of displacement field, Infinitesimal strain at a point, Engineering shear strains, Strain invariants, Principal strains, Octahedral strains, Plane state of strain, Compatibility equations, Strain transformation. Principle of super position, Saint Venant principle.

Module-3

Two-Dimensional classical elasticity: Cartesian co-ordinates, Relation between plane stress and plane strain, stress functions for plane stress and plane strain state, Airy's stress functions, investigation of Airy's stress function for simple beams. Bending of a narrow cantilever beam of rectangular cross section under edge load. Bending of simply supported beam under UDL, stress concentration, stress distribution in an infinite plate with a circular hole subjected to uniaxial and biaxial loads.
General equations in polar coordinates, stress distribution symmetrical about an axis, Thick wall cylinder subjected to internal and external pressures.

Module-4

Stress analysis in Axisymmetric body: Stresses in rotating discs of uniform thickness and cylinders. Numerical Problems.
Torsion: Torsion of circular, elliptical and triangular bars, Prandtl's membrane analogy, Torsion of thin walled thin tubes, Torsion of thin walled multiple cell closed sections.

Module-5

Thermal stress: Thermo elastic stress strain relations, equations of equilibrium, thermal stresses in thin circular discs and in long circular cylinders.

Course Outcomes: At the end of the course, the student will be able to:
CO1: Understand the Basic field equations of linear elastic solids, force, stress, strain and equilibrium in solids.
CO2: Analyse the 2D structural elements, beams, cylinders.
CO3: Use analytical techniques to predict deformation, internal force and failure of simple solids and structural components.
CO4: Analyse the axisymmetric structural elements.
CO5: Analyse the structural members subjected to torsion
CO6: Determine the thermal stresses in plain stress and plane stain conditions.

Question paper pattern:

- The question paper will have ten full questions carrying equal marks.
- Each full question will be for 20 marks.
- There will be two full questions (with a maximum of four sub- questions) from each module.
- Each full question will have sub- question covering all the topics under a module.
- The students will have to answer five full questions, selecting one full question from each module.

Sl No	Title of the Book	Name of the Author/s	Name of the Publisher	Edition and Year
Textbook/s				
1	Theory of Elasticity	S. P. Timoshenko and J. N Gordier	Mc-Graw Hill International	3rd edition, 2010
2	Advanced Mechanics of solids	L. S. Srinath	Tata Mc. Graw Hill	2009
Reference Books				
1	Theory of Elasticity	Sadhu Singh	Khanna Publications	2004
2	Applied Elasticity	T.G. Seetharamuand Govindaraju	Interline Publishing	2008.

B. E. MECHANICAL ENGINEERING
Choice Based Credit System (CBCS) and Outcome Based Education (OBE)
SEMESTER – VI
Professional Elective- 1

ADAVNCED VIBRATIONS

Course Code	**18ME644**	CIE Marks	40
Teaching Hours /Week (L:T:P)	3:0:0	SEE Marks	60
Credits	03	Exam Hours	03

Course Learning Objectives:

- To enable the students to understand the theoretical principles of vibration and vibration analysis techniques for the practical solution of vibration problems.
- To enable the students to understand the importance of vibrations in mechanical design of machine parts subject to vibrations
- To make free and forced (harmonic, periodic, non-periodic) vibration analysis of single and multi-degree of freedom linear systems.
- Be able to write the differential equation of motion of vibratory systems.

Module-1

Forced vibrations (1DOF): Introduction, analysis of forced vibration with constant harmonic excitation, MF, rotating and reciprocating unbalances, excitation of support (Relative and absolute amplitudes), force and motion transmissibility, energy dissipated due to damping and numerical problems.
Systems with 2DOF: Principal modes of vibrations, normal mode and natural frequencies of systems (Damping is not included), simple spring-mass systems, masses on tightly stretched strings, double pendulum, tensional systems, combined rectilinear and angular systems, geared systems and numerical problems.

Module-2

Numerical methods for multi DOF systems: Maxwell's reciprocal theorem, influence coefficients, Rayleigh's method, Dunkerley's method, stodola method, orthogonality principle, method of matrix iteration and numerical.
Modal analysis and condition monitoring: signal analysis, dynamic testing of machines and structures,

Module-3

Vibration measuring instruments and whirling of shafts: seismic instruments, vibrometers, accelerometer, frequency measuring instruments and numerical. Whirling of shafts with and without damping.
Vibration Control: Introduction, Vibration isolation theory, Vibration isolation and motion isolation for harmonic excitation, practical aspects of vibration analysis, vibration isolation, Dynamic vibration absorbers and Vibration dampers.

Module-4

Transient Vibration of single Degree-of freedom systems: Impulse excitation, arbitrary excitation, Laplace transforms formulation, Pulse excitation and rise time, Shock response spectrum, Shock isolation.
Noise Engineering: Subjective response of sound: Frequency and sound dependent human response; the decibel scale; relationship between , sound pressure level(SPL), sound power level and sound intensity scale; relationship between addition, subtraction and averaging, sound spectra and Octave band analysis ; loudness; weighting networks; equivalent sound level, auditory effects of noise; hazardous noise, exposure due to machines and equipment; hearing conservation and damage risk criteria, daily noise doze.

Module-5

Noise: Sources, Isolation and control: Major sources of noise on road and in industries, noise due to construction equipment and domestic appliances, industrial noise control, strategies-noise control at source (with or without sound enclosures), noise control along the path (with or without partitions and acoustic barriers); noise control at the receiver, ear defenders, earplugs, semi-insert protectors.

Course Outcomes: At the end of the course, the student will be able to:

CO1: Characterize the single and multi-degrees of freedom systems subjected to free and forced vibrations with and without damping.

CO2: Apply the method of vibration measurements and its controlling.

CO3: Determine vibratory responses of SDOF and MDOF systems to harmonic, periodic and non-periodic excitation.

CO4: Analyze the mathematical model of a linear vibratory system to determine its response.

CO5: Obtain linear mathematical models of reallife engineering systems.

CO6: Apply the principles of vibration and noise reduction techniques to real life engineering problems.

Question paper pattern:

- The question paper will have ten full questions carrying equal marks.
- Each full question will be for 20 marks.
- There will be two full questions (with a maximum of four sub- questions) from each module.
- Each full question will have sub- question covering all the topics under a module.
- The students will have to answer five full questions, selecting one full question from each module.

Sl. No.	Title of the Book	Name of the Author/s	Name of the Publisher	Edition and Year
Textbook/s				
1	Mechanical Vibrations	S. S. Rao	Pearson Education	
2	Fundamentals of Mechanical Vibration	S. Graham Kelly	McGraw-Hill	
3	Mechanical Vibrations	W.T. Thomson	Prentice Hill India	
4	Vibraitons and Acoustics – Measurements and signal	C Sujatha	Tata McGraw Hill	
Reference Books				
1	Mechanical Vibrations	G. K. Grover	Nem Chand and Bros.	
2	Theory of Vibration with Application	William T. Thomson, Marie Dillon Dahleh, Chandramouli	Pearson Education	5th edition
3	Mechanical Vibrations	V. P. Singh	Dhanpat Rai & Company	
4	Mechanical Vibrations and Noise engineering	Amberkar A.G.	PHI	

E- Learning

• VTU, E- learning

B. E. MECHANICAL ENGINEERING
Choice Based Credit System (CBCS) and Outcome Based Education (OBE)
SEMESTER – VI
Professional Elective- 1

COMPOSITE MATERIALS TECHNOLOGY

Course Code	**18ME645**	CIE Marks	40
Teaching Hours/Week (L:T:P)	3:0:0	SEE Marks	60
Credits	03	Exam Hours	03

Course Learning Objectives:

- To know the behaviour of constituents in the composite materials
- To Enlighten the students in different types of reinforcement
- To Enlighten the students in different types of matrices
- To develop the student's skills in understanding the different manufacturing methods available for composite material.
- To understand the various characterization techniques
- To illuminate the knowledge and analysis skills in applying basic laws in mechanics to the composite materials.

Module-1

Introduction to Composite Materials: Definition, classification & brief history of composite materials.
Constituent of composite materials: Reinforcements, Matrix, Coupling agents, coatings & fillers.
Reinforcements: Introduction, Glass Fibers, Boron Fibers, Carbon Fibers, Organic Fibers, Ceramic Fibers, Whiskers, Other Non-oxide Reinforcements, Comparison of Fibers
Matrix Materials: Polymers, Metals and Ceramic Matrix Materials.
Interfaces: Wettability, Crystallographic nature of interface, types of bonding at the interface and optimum interfacial bond strength.

Module-2

Polymer Matrix Composites (PMC): Processing of PMC's; Processing of Thermoset Matrix Composites, Thermoplastic Matrix Composites, Sheet Moulding Compound and carbon reinforced polymer composites. Interfaces in PMC's, Structure & Properties of PMC's, applications
Metal Matrix Composites: Types of metal matrix composites, Important Metallic Matrices, Processing, Interfaces in Metal Matrix Composites, Properties & Applications.

Module-3

Ceramic Matrix Composites (CMC): Processing of CMC's; Cold Pressing & Sintering, Hot Pressing, Reaction Bonding Processes, Infiltration, Directed Oxidation, In Situ Chemical Reaction Technique, Sol-Gel, Polymer Infiltration & Pyrolysis, Electrophoretic Deposition, Self-Propagating High Temperature Synthesis. Interfaces, properties and applications of CMC's.
Carbon Fiber/Carbon Matrix Composites: Processing of Carbon/Carbon Composites, Oxidation protection of Carbon/Carbon Composites, Properties of Carbon/Carbon Composites, and application of Carbon/Carbon Composites.
Multi-filamentary Superconducting Composites: The Problem of Flux Pinning, Types of Super Conductor, Processing & structure of Multi filamentary superconducting composites. Applications of multi-filamentary superconducting composites**.**

Module-4

Nonconventional Composites: Introduction, **Nanocomposites;** Polymer clay nanocomposites, self healing composites, self-reinforced composites. Biocomposites, **Laminates;** Ceramic Laminates, Hybrid Composites. **Performance/Characterization of Composites: Static Mechanical Properties;** Tensile Properties, Compressive Properties, Flexural Properties, In-Plane Shear Properties, Interlaminar Shear Strength.
Fatigue Properties; Tension–Tension Fatigue, Flexural Fatigue. **Impact Properties;** Charpy, Izod, and Drop-Weight Impact Test.

Module-5

Micromechanics of Composites: Density, Mechanical Properties**;** Prediction of Elastic Constants, Micromechanical Approaches, Halpin-Tsai Equations, Transverse Stresses, Thermal properties. Numerical Problems.

Macromechanics of Composites: Introduction, Elastic constants of an isotropic material, elastic constants of a lamina, relationship between engineering constants and reduced stiffnesses and compliances.

Course Outcomes: At the end of the course, the student will be able to:

CO1: Use different types of manufacturing processes in the preparation of composite materials

CO2: Analyze the problems on macro mechanical 88ehavior of composites

CO3: Analyze the problems on micromechanical 88ehavior of Composites

CO4: Determine stresses and strains relation in composites materials.

CO5: Understand and effective use of properties in design of composite structures

CO6: Perform literature search on a selected advanced material topic.

Question paper pattern:

- The question paper will have ten full questions carrying equal marks.
- Each full question will be for 20 marks.
- There will be two full questions (with a maximum of four sub- questions) from each module.
- Each full question will have sub- question covering all the topics under a module.
- The students will have to answer five full questions, selecting one full question from each module.

Sl. No.	Title of the Book	Name of the Author/s	Name of the Publisher	Edition and Year
Textbook/s				
1	Composite Material Science and Engineering	Krishan K. Chawla	Springer	Third Edition First Indian Reprint 2015
2	Fibre-Reinforced Composites, Materials, Manufacturing, and Design	P.K. Mallick	CRC Press, Taylor & Francis Group	Third Edition
3	Mechanics of Composite Materials & Structures	MadhijitMukhopadhay	Universities Press	2004
Reference Books				
1	Mechanics of Composite materials	Autar K. Kaw	CRC Taylor & Francis	2nd Ed, 2005
2	Stress analysis of fiber Reinforced Composites Materials	Michael W, Hyer	Mc-Graw Hill International	2009
3	Mechanics of Composite Materials	.Robert M. Jones	Taylor & Francis	1999

E- Learning

• VTU, E- learning

B. E. MECHANICAL ENGINEERING
Choice Based Credit System (CBCS) and Outcome Based Education (OBE)
SEMESTER –VI
OPEN ELECTIVE A

NON CONVENTIONAL ENERGY SOURCES

Course Code	**18ME651**	CIE Marks	40
Teaching Hours/Week (L:T:P)	3:0:0	SEE Marks	60
Credits	03	Exam Hours	03

Course Learning Objectives:

- To introduce the concepts of solar energy, its radiation, collection, storage and application.
- To introduce the concepts and applications of Wind energy, Biomass energy, Geothermal energy and Ocean energy as alternative energy sources.
- To explore society's present needs and future energy demands.
- To examine energy sources and systems, including fossil fuels and nuclear energy, and then focus on alternate, renewable energy sources such as solar, biomass (conversions), wind power, geothermal, etc.
- To get exposed to energy conservation methods.

Module-1

Introduction: Energy source, India's production and reserves of commercial energy sources, need for non-conventional energy sources, energy alternatives, solar, thermal, photovoltaic. Water power, wind biomass, ocean temperature difference, tidal and waves, geothermal, tar sands and oil shale, nuclear (Brief descriptions); advantages and disadvantages, comparison (Qualitative and Quantitative).

Solar Radiation: Extra-Terrestrial radiation, spectral distribution of extra terrestrial radiation, solar constant, solar radiation at the earth's surface, beam, diffuse and global radiation, solar radiation data.

Measurement of Solar Radiation: Pyrometer, shading ring pyrheliometer, sunshine recorder, schematic diagrams and principle of working.

Module-2

Solar Radiation Geometry: Flux on a plane surface, latitude, declination angle, surface azimuth angle, hour angle, zenith angle, solar altitude angle expression for the angle between the incident beam and the normal to a plane surface (No derivation) local apparent time. Apparent motion of sum, day length, numerical examples.

Radiation Flux on a Tilted Surface: Beam, diffuse and reflected radiation, expression for flux on a tilted surface (no derivations) numerical examples.

Solar Thermal Conversion: Collection and storage, thermal collection devices, liquid flat plate collectors, solar air heaters concentrating collectors (cylindrical, parabolic, paraboloid) (Quantitative analysis); sensible heat storage, latent heat storage, application of solar energy water heating. Space heating and cooling, active and passive systems, power generation, refrigeration. Distillation (Qualitative analysis) solar pond, principle of

Module-3

Performance Analysis of Liquid Flat Plate Collectors: General description, collector geometry, selective surface (qualitative discussion) basic energy-balance equation, stagnation temperature, transmissivity of the cover system, transmissivity – absorptivity product, numerical examples. The overall loss coefficient, correlation for the top loss coefficient, bottom and side loss coefficient, problems (all correlations to be provided). Temperature distribution between the collector tubes, collector heat removal factor, collector efficiency factor and collector flow factor, mean plate temperature, instantaneous efficiency (all expressions to be provided). Effect of various parameters on the collector performance; collector orientation, selective surface, fluid inlet temperature, number covers, dust.

Photovoltaic Conversion: Description, principle of working and characteristics, application.

Module-4

Wind Energy : Properties of wind, availability of wind energy in India, wind velocity and power from wind; major problems associated with wind power, wind machines; Types of wind machines and their characteristics, horizontal and vertical axis wind mills, elementary design principles; coefficient of performance of a wind mill rotor, aerodynamic considerations of wind mill design, numerical examples.

Tidal Power: Tides and waves as energy suppliers and their mechanics; fundamental characteristics of tidal power, harnessing tidal energy, limitations.

Ocean Thermal Energy Conversion: Principle of working, Rankine cycle, OTEC power stations in the world, problems associated with OTEC.

Module-5

Geothermal Energy Conversion: Principle of working, types of geothermal station with schematic diagram, geothermal plants in the world, problems associated with geothermal conversion, scope of geothermal energy.

Energy from Bio Mass: Photosynthesis, photosynthetic oxygen production, energy plantation, bio gas production from organic wastes by anaerobic fermentation, description of bio-gas plants, transportation of bio-gas, problems involved with bio-gas production, application of bio-gas, application of bio-gas in engines, advantages.

Hydrogen Energy: Properties of Hydrogen with respected to its utilization as a renewable form of energy, sources of hydrogen, production of hydrogen, electrolysis of water, thermal decomposition of water, thermo chemical production bio-chemical production.

Course Outcomes: At the end of the course, the student will be able to:

CO1: Describe the environmental aspects of non-conventional energy resources. In Comparison with various conventional energy systems, their prospects and limitations.

CO2: Know the need of renewable energy resources, historical and latest developments.

CO3: Describe the use of solar energy and the various components used in the energy production with respect to applications like-heating, cooling, desalination, power generation, drying, cooking etc.

CO4: Appreciate the need of Wind Energy and the various components used in energy generation and know the classifications.

CO5: Understand the concept of Biomass energy resources and their classification, types of biogas Plants-applications

CO6: Compare Solar, Wind and bio energy systems, their prospects, Advantages and limitations.

CO7: Acquire the knowledge of fuel cells, wave power, tidal power and geothermal principles and applications.

Question paper pattern:

- The question paper will have ten full questions carrying equal marks.
- Each full question will be for 20 marks.
- There will be two full questions (with a maximum of four sub- questions) from each module.
- Each full question will have sub- question covering all the topics under a module.
- The students will have to answer five full questions, selecting one full question from each module.

Sl. No	Title of the Book	Name of the Author/s	Name of the Publisher	Edition and Year
Textbook/s				
1	Non-Convention Energy Resources	B H Khan	McGraw Hill Education (India) Pvt. Ltd.	3rd Edition
2	Solar energy	Subhas P Sukhatme	Tata McGraw Hill	2nd Edition, 1996.
3	Non-Conventional Energy Sources	G.D Rai	Khanna Publishers	2003
Reference Books				
1	Renewable Energy Sources and Conversion Technology	N.K.Bansal, Manfred Kleeman&MechaelMeliss	Tata McGraw Hill.	2004
2	Renewable Energy Technologies	Ramesh R & Kumar K U	Narosa Publishing House New Delhi	
3	Conventional Energy Systems	K M, Non	Wheeler Publishing Co. Ltd., New Delhi	2003

4	Non-Conventional Energy	Ashok V Desai	Wiley Eastern Ltd, New Delhi	2003

B. E. MECHANICAL ENGINEERING
Choice Based Credit System (CBCS) and Outcome Based Education (OBE)
SEMESTER –VI
OPEN ELECTIVE A

WORLD CLASS MANUFACTURING

Course Code	**18ME652**	CIE Marks	40
Teaching Hours/Week (L:T:P)	3:0:0	SEE Marks	60
Credits	03	Exam Hours	03

Course Learning Objectives:

- To understand the concept of world class manufacturing, dynamics of material flow, and Lean manufacturing.
- To familiarize the students with the concepts of Business excellence and competitiveness.
- To apprise the students with the need to meet the current and future business challenges.
- To prepare the students to understand the current global manufacturing scenario.

Module-1

Historical Perspective World class Excellent organizations – Models for manufacturing excellence: Schonberger, Halls, Gunn and Maskell models, Business Excellence.

Module-2

Benchmark, Bottlenecks and Best Practices, Concepts of benchmarking, Bottleneck and best practices, Best performers – Gaining competitive edge through world class manufacturing – Value added manufacturing – Value Stream mapping – Eliminating waste –Toyota Production System –Example.

Module-3

System and Tools for World Class Manufacturing. Improving Product & Process Design – Lean Production – SQC, FMS, Rapid Prototyping, Poka Yoke, 5-S,3 M, JIT, Product Mix , Optimizing , Procurement & stores practices , Total Productive maintenance, Visual Control.

Module-4

Human Resource Management in WCM: Adding value to the organization– Organizational learning – techniques of removing Root cause of problems–People as problem solvers–New organizational structures. Associates–Facilitators– Teamsmanship–Motivation and reward in the age of continuous improvement.

Module-5

Typical Characteristics of WCM Companies Performance indicators like POP, TOPP and AMBITE systems– what is world class Performance –Six Sigma philosophy.
Indian Scenario on world class manufacturing –Task Ahead. Green Manufacturing, Clean manufacturing, Agile manufacturing.

Course Outcomes: At the end of the course, the student will be able to:

CO1: Understand recent trends in manufacturing.
CO2: Demonstrate the relevance and basics of World Class Manufacturing.
CO3: Understand customization of product for manufacturing.
CO4: Understand the implementation of new technologies.
CO5: Compare the existing industries with WCM industries.

Question paper pattern:

- The question paper will have ten full questions carrying equal marks.
- Each full question will be for 20 marks.
- There will be two full questions (with a maximum of four sub- questions) from each module.
- Each full question will have sub- question covering all the topics under a module.
- The students will have to answer five full questions, selecting one full question from each module.

Updated on 16.04.2020/28092020

Sl No	Title of the Book	Name of the Author/s	Name of the Publisher	Edition and Year
Textbook/s				
1	World Class Manufacturing- Strategic Perspective	Sahay B.S., Saxena KBC. and Ashish Kumar	Mac Milan Publications	New Delhi
2	Just In Time Manufacturing	Korgaonkar M.G	MacMilan Publications	
Reference Books				
1	Production and Operational Management	Adam and Ebert	Prentice Hall learning Pvt. Ltd.	5th Edition
2	The Toyota Way – 14 Management Principles	Jeffrey K.Liker	Mc-Graw Hill	2003
3	Operations Management for Competitive Advantage	Chase Richard B., Jacob Robert	McGraw Hill Publications	11th Edition 2005
4	Making Common Sense Common Practice	Moore Ron	Butterworth-Heinemann	2002
5	World Class Manufacturing- The Lesson of Simplicity	Schonberger R. J	Free Press	1986

B. E. MECHANICAL ENGINEERING
Choice Based Credit System (CBCS) and Outcome Based Education (OBE)
SEMESTER –VI
OPEN ELECTIVE A

SUPPLY CHAIN MANAGEMENT

Course Code	**18ME653**	CIE Marks	40
Teaching Hours/Week (L:T:P)	3:0:0	SEE Marks	60
Credits	03	Exam Hours	03

Course Learning Objectives:

- To acquaint with key drivers of supply chain performance and their inter-relationships with strategy.
- To impart analytical and problem-solving skills necessary to develop solutions for a variety of supply chain management & design problems.
- To study the complexity of inter-firm and intra-firm coordination in implementing programs such as e-collaboration, quick response, jointly managed inventories and strategic alliances.

Module-1

Introduction: Supply Chain – Fundamentals –Evolution- Role in Economy - Importance - Decision Phases – Supplier Manufacturer-Customer chain. - Enablers/ Drivers of Supply Chain Performance. Supply chain strategy - Supply Chain Performance Measures.

Module-2

Strategic Sourcing Outsourcing – Make Vs buy - Identifying core processes - Market Vs Hierarchy - Make Vs buy continuum -Sourcing strategy - Supplier Selection and Contract Negotiation. Creating a world class supply base- Supplier Development - World Wide Sourcing.

Module-3

Warehouse Management Stores management-stores systems and procedures-incoming materials control-stores accounting and stock verification Obsolete, surplus and scrap-value analysis-material handling-transportation and traffic management -operational efficiency-productivity-cost effectiveness-performance measurement.

Supply Chain Network Distribution Network Design – Role - Factors Influencing Options, Value Addition – Distribution Strategies - Models for Facility Location and Capacity allocation. Distribution Center Location Models.

Module-4

Supply Chain Network optimization models. Impact of uncertainty on Network Design - Network Design decisions using Decision trees. Planning Demand, -multiple item -multiple location inventory management. Pricing and Revenue Management.

Module-5

Current Trends: Supply Chain Integration - Building partnership and trust in Supply chain Value of Information: Bullwhip Effect - Effective forecasting - Coordinating the supply chain. Supply Chain restructuring, Supply Chain Mapping - Supply Chain process restructuring, Postpone the point of differentiation – IT in Supply Chain - Agile Supply Chains -Reverse Supply chain. Future of IT in supply chain- E-Business in supply chain.

Course Outcomes: At the end of the course the student will be able to:

CO1: Understand the framework and scope of supply chain management.

CO2: Build and manage a competitive supply chain using strategies, models, techniques and information technology.

CO3: Plan the demand, inventory and supply and optimize supply chain network.

CO4: Understand the emerging trends and impact of IT on Supply chain.

Question paper pattern:

- The question paper will have ten full questions carrying equal marks.
- Each full question will be for 20 marks.
- There will be two full questions (with a maximum of four sub- questions) from each module.

- Each full question will have sub- question covering all the topics under a module.
- The students will have to answer five full questions, selecting one full question from each module.

Sl No	Title of the Book	Name of the Author/s	Name of the Publisher	Edition and Year
Textbook/s				
1	Supply Chain Management– Text and Cases	Janat Shah	Pearson Education	2009
2	Supply Chain Management- Strategy Planning and Operation	Sunil Chopra and Peter Meindl	PHI Learning / Pearson Education	2007
Reference Books				
1	Business Logistics and Supply Chain Management	Ballou Ronald H	Pearson Education	5th Edition, 2007
2	Designing and Managing the Supply Chain: Concepts, Strategies, and Cases	David Simchi-Levi, Philip Kaminsky, Edith Simchi-Levi	Tata McGraw-Hill	2005
3	Supply Chain Management- Concept and Cases	Altekar Rahul V	PHI	2005
4	Modeling the Supply Chain	Shapiro Jeremy F	Thomson Learning	Second Reprint , 2002
5	Principles of Supply Chain Management- A Balanced Approach	Joel D. Wisner, G. Keong Leong, Keah-Choon Tan	South-Western, Cengage Learning	2008

B. E. MECHANICAL ENGINEERING
Choice Based Credit System (CBCS) and Outcome Based Education (OBE)
SEMESTER –VI
OPEN ELECTIVE A

ADVANCED MATERIALS TECHNOLOGY

Course Code	**18ME654**	CIE Marks	40
Teaching Hours/Week (L:T:P)	3:0:0	SEE Marks	60
Credits	03	Exam Hours	03

Course Learning Objectives:

- To impart knowledge on material selection methods and basics of advanced engineering materials.
- To introduce the basics of smart materials, composite materials, ceramics and glasses and modern metallic materials and their applications in engineering.

Module-1

Classification and Selection of Materials: Classification of materials, properties required in Engineering materials, Selection of Materials; Motivation for selection, cost basis and service requirements - Selection for mechanical properties, strength, toughness, fatigue and creep - Selection for surface durability corrosion and wear resistance – Relationship between materials selection and processing - Case studies in materials selection with relevance to aero, auto, marine, machinery and nuclear applications.

Module-2

Composite Materials: Fiber reinforced, laminated and dispersed materials with metallic matrix of aluminium, copper and Titanium alloys and with non-metallic matrix of unsaturated polyesters and epoxy resins. Development, Important properties and applications of these materials.

Module-3

Ceramics and Glasses - Bio-ceramics: Nearly inert ceramics, bio-reactive glasses and glass ceramics, porous ceramics; Calcium phosphate ceramics: grafts, coatings Physico-chemical surface modification of materials used in medicine.

Low & High Temperature Materials: Properties required for low temperature applications, Materials available for low temperature applications, Requirements of materials for high temperature applications, Materials available for high temperature applications, Applications of low and high temperature materials.

Module-4

Modern Metallic Materials: Dual Steels, Micro alloyed, High Strength Low alloy (HSLA) Steel, Transformation induced plasticity (TRIP) Steel, Maraging Steel, Inter metallics, Ni and Ti Aluminides.

Non-metallic Materials: Polymeric materials and their molecular structures, Production Techniques for Fibers, Foams, Adhesives and Coatings, structure, Properties and Applications of Engineering Polymers.

Module-5

Smart Materials: Shape Memory Alloys, Varistors and Intelligent materials for bio-medical applications.

Nanomaterials: Definition, Types of nanomaterials including carbon nanotubes and nanocomposites, Physical and mechanical properties, Applications of nanomaterials.

Course Outcomes: At the end of the course, the student will be able to:

CO1: Explain the concepts and principles of advanced materials and manufacturing processes.

CO2: Understand the applications of all kinds of Industrial materials.

CO3: Apply the material selection concepts to select a material for a given application.

CO4: Define Nanotechnology, Describe nano material characterization.

CO5: Understand the behaviour and applications of smart materials, ceramics, glasses and non-metallic materials.

Question paper pattern:

- The question paper will have ten full questions carrying equal marks.
- Each full question will be for 20 marks.
- There will be two full questions (with a maximum of four sub- questions) from each module.
- Each full question will have sub- question covering all the topics under a module.
- The students will have to answer five full questions, selecting one full question from each module.

Sl No	Title of the Book	Name of the Author/s	Name of the Publisher	Edition and Year
Reference Books				
1	Engineering Material Technology	James A. Jacobs & Thomas F. Kilduff	Prentice Hall	
2	Materials Science and Engineering	WD. Callister Jr.	Wiley India Pvt. Ltd	2010
3	Engineering Design: A Materials and Processing Approach	G.E. Dieter	McGraw Hill	1991
4	Materials Selection in Mechanical Design	M.F. Ashby	Pergamon Press	1992
5	Introduction to Engineering Materials & Manufacturing Processes	NIIT	Prentice Hall of India	
6	Engineering Materials Properties and Selection	Kenneth G. Budinski	Prentice Hall of India	
7	Selection of Engineering Materials	Gladius Lewis	Prentice-Hall, New Jersey	

B. E. MECHANICAL ENGINEERING
Choice Based Credit System (CBCS) and Outcome Based Education (OBE)
SEMESTER - VI

COMPUTER AIDED MODELLING AND ANALYSIS LAB

Course Code	**18MEL66**	CIE Marks	40
Teaching Hours /Week (L:T:P)	0:2:2	SEE Marks	60
Credits	02	Exam Hours	03

Course Learning Objectives:

- To acquire basic understanding of Modeling and Analysis software
- To understand the concepts of different kinds of loading on bars, trusses and beams, and analyze the results pertaining to various parameters like stresses and deformations.
- To lean to apply the basic principles to carry out dynamic analysis to know the natural frequencies of different kind of beams.

Sl. No.	Experiments
	PART A
1	**Study of a FEA package and modeling and stress analysis of:** a. Bars of constant cross section area, tapered cross section area and stepped bar b. Trusses – (**Minimum 2 exercises of different types)** c. Beams – Simply supported, cantilever, beams with point load , UDL, beams with varying load etc. **(Minimum 6 exercises)** d. Stress analysis of a rectangular plate with a circular hole.
	PART B
2	Thermal Analysis – 1D & 2D problem with conduction and convection boundary conditions **(Minimum 4 exercises of different types)**
3	Dynamic Analysis to find: a) Natural frequency of beam with fixed – fixed end condition b) Response of beam with fixed – fixed end conditions subjected to forcing function c) Response of Bar subjected to forcing functions
	PART C(only for demo)
4	a. Demonstrate the use of graphics standards (IGES, STEP etc) to import the model from modeler to solver. b. Demonstrate one example of contact analysis to learn the procedure to carry out contact analysis. c. Demonstrate at least two different types of example to model and analyze bars or plates made from composite material.

Course Outcomes: At the end of the course, the student will be able to:

CO1: Use the modern tools to formulate the problem, create geometry, descritize, apply boundary conditions to solve problems of bars, truss, beams, and plate to find stresses with different-loading conditions.

CO2: Demonstrate the ability to obtain deflection of beams subjected to point, uniformly distributed and varying loads and use the available results to draw shear force and bending moment diagrams.

CO3: Analyze and solve 1D and 2D heat transfer conduction and convection problems with different boundary conditions.

CO4: Carry out dynamic analysis and finding natural frequencies of beams, plates, and bars for various boundary conditions and also carry out dynamic analysis with forcing functions.

Conduct of Practical Examination:

1. All laboratory experiments are to be included for practical examination.
2. Breakup of marks and the instructions printed on the cover page of answer script to be strictly adhered by the examiners.
3. Students can pick one experiment from the questions lot prepared by the examiners.

Scheme of Examination:

One Question from Part A - 40 Marks
One Question from Part B - 40 Marks
Viva-Voce - 20 Marks

B. E. MECHANICAL ENGINEERING
Choice Based Credit System (CBCS) and Outcome Based Education (OBE)
SEMESTER - VI

HEAT TRANSFER LAB

Course Code	**18MEL67**	CIE Marks	40
Teaching Hours/Week (L:T:P)	0:2:2	SEE Marks	60
Credits	02	Exam Hours	03

Course Learning Objectives:

- The primary objective of this course is to provide the fundamental knowledge necessary to understand the behavior of thermal systems.
- This course provides a detailed experimental analysis, including the application and heat transfer through solids, fluids, and vacuum.
- Convection, conduction, and radiation heat transfer in one and two dimensional steady and unsteady systems are examined.

Sl. No.	Experiments
	PART A
1	Determination of Thermal Conductivity of a Metal Rod.
2	Determination of Overall Heat Transfer Coefficient of a Composite wall.
3	Determination of Effectiveness on a Metallic fin.
4	Determination of Heat Transfer Coefficient in free Convection
5	Determination of Heat Transfer Coefficient in a Forced Convention
6	Determination of Emissivity of a Surface.
	PART B
7	Determination of Stefan Boltzmann Constant.
8	Determination of LMDT and Effectiveness in a Parallel Flow and Counter Flow Heat Exchangers.
9	Experiments on Boiling of Liquid and Condensation of Vapour.
10	Performance Test on a Vapour Compression Refrigeration.
11	Performance Test on a Vapour Compression Air – Conditioner.
12	Experiment on Transient Conduction Heat Transfer.
	PART C (OPTIONAL)
13	Analysis of steady and transient heat conduction, temperature distribution of plane wall and cylinder using Numerical approach (ANSYS/CFD package).
14	Determination of temperature distribution along a rectangular and circular fin subjected to heat loss through convection using Numerical approach (ANSYS/CFD package).

Course Outcomes: At the end of the course, the student will be able to:

CO1: Determine the thermal conductivity of a metal rod and overall heat transfer coefficient of composite slabs.

CO2: Determine convective heat transfer coefficient for free and forced convection and correlate with theoretical values.

CO3: Evaluate temperature distribution characteristics of steady and transient heat conduction through solid cylinder experimentally.

CO4: Determine surface emissivity of a test plate and Stefan Boltzmann constant

CO5: Estimate performance of a refrigerator and effectiveness of a fin and Double pipe heat exchanger

Conduct of Practical Examination:

1. All laboratory experiments are to be included for practical examination.
2. Breakup of marks and the instructions printed on the cover page of answer script to be strictly adhered by the examiners.
3. Students can pick one experiment from the questions lot prepared by the examiners.
4. Change of experiment is allowed only once and 15% Marks allotted to the procedure part to be made

Scheme of Examination:

One Question from Part A - 40 Marks

One Question from Part B - 40 Marks

Viva-Voce - 20 Marks

B. E. MECHANICAL ENGINEERING
Choice Based Credit System (CBCS) and Outcome Based Education (OBE)
SEMESTER – VII

CONTROL ENGINEERING

Course Code	**18ME71**	CIE Marks	40
Teaching Hours / Week (L:T:P)	3:0:0	SEE Marks	60
Credits	03	Exam Hours	03

Course Learning Objectives:

- To develop comprehensive knowledge and understanding of modern control theory, industrial automation, and systems analysis.
- To model mechanical, hydraulic, pneumatic and electrical systems.
- To represent system elements by blocks and its reduction techniques.
- To understand transient and steady state response analysis of a system.
- To carry out frequency response analysis using polar plot, Bode plot.
- To analyse a system using root locus plots.
- To study different system compensators and characteristics of linear systems.

Module-1

Introduction: Components of a control system, Open loop and closed loop systems.
Types of controllers: Proportional, Integral, Differential, Proportional-Integral, and Proportional- Integral-Differential controllers.
Modelling of Physical Systems: Mathematical Models of Mechanical, Electrical, Thermal, Hydraulic Systems.

Module-2

Time domain performance of control systems: Typical test signal, Unit step response and time domain specifications of first order, second order system. Steady state error, error constants.

Module-3

Block diagram algebra, Reduction of block diagram, Signal flow graphs, Gain formula for signal flow graphs, State diagram from differential equations.

Module-4

Stability of linear control systems: Routh's criterion, Root locus, Determination of phase margin and gain margin using root locus.

Module-5

Stability analysis using Polar plot, Nyquist plot, Bode plot, Determination of phase margin and gain margin using Bode plot.

Assignment:
1.Study of On-Off Controller for Flow/ Temperature.
2. Study of Control Modes like P, PD, PI, PID for Pressure / Temperature / Flow.
3. Assignment on Root Locus, Bode Plots and Polar Plots.
4. Use of Software 'MATLAB' on the above topics.

Course Outcomes: At the end of the course, the student will be able to:

CO1: Identify the type of control and control actions.
CO2: Develop the mathematical model of the physical systems.
CO3: Estimate the response and error in response of first and second order systems subjected standard input signals.
CO4: Represent the complex physical system using block diagram and signal flow graph and obtain transfer function.
CO5: Analyse a linear feedback control system for stability using Hurwitz criterion, Routh's criterion and root Locus technique in complex domain.

CO6: Analyse the stability of linear feedback control systems in frequency domain using polar plots, Nyquist and Bode plots.

Question paper pattern:

- The question paper will have ten full questions carrying equal marks.
- Each full question will be for 20 marks.
- There will be two full questions (with a maximum of four sub- questions) from each module.
- Each full question will have sub- question covering all the topics under a module.
- The students will have to answer five full questions, selecting one full question from each module.

Sl. No.	Title of the Book	Name of the Author/s	Name of the Publisher	Edition and Year
Textbook/s				
1	Automatic Control Systems	Farid G., Kuo B. C	McGraw Hill Education	10th Edition,2018
2	Control systems	Manik D. N	Cengage	2017
Reference Books				
1	Modern control Engineering	K. Ogeta	Pearson	5th Edition, 2010
2	Control Systems Engineering	Norman S Nice		Fourth Edition, 2007
3	Modern control Systems	Richard C Dorf	Pearson	2017
4	Control Systems Engineering	IjNagrath, M Gopal	New Age International (P) Ltd	2018
5	Control Systems Engineering	S Palani	Tata McGraw Hill Publishing Co Ltd	ISBN-13 978007067193

B. E. MECHANICAL ENGINEERING
Choice Based Credit System (CBCS) and Outcome Based Education (OBE)
SEMESTER - VII

COMPUTER AIDED DESIGN AND MANUFACTURING

Course Code	**18ME72**	CIE Marks	40
Teaching Hours /Week (L:T:P)	3:0:0	SEE Marks	60
Credits	03	Exam Hours	03

Course Learning Objectives:

- To impart knowledge of CIM and Automation and different concepts of automation by developing mathematical models.
- To make students to understand the Computer Applications in Design and Manufacturing [CAD / CAM) leading to Computer integrated systems. Enable them to perform various transformations of entities on display devices.
- To expose students to automated flow lines, assembly lines, Line Balancing Techniques, and Flexible Manufacturing Systems.
- To expose students to computer aided process planning, material requirement planning, capacity planning etc.
- To expose the students to CNC Machine Tools, CNC part programming, and industrial robots.
- To introduce the students to concepts of Additive Manufacturing, Internet of Things, and Industry 4.0 leading to Smart Factory.

Module-1

Introduction to CIM and Automation: Automation in Production Systems, automated manufacturing systems- types of automation, reasons for automating, Computer Integrated Manufacturing, computerized elements of a CIM system, CAD/CAM and CIM. Mathematical models and matrices: production rate, production capacity, utilization and availability, manufacturing lead time, work-in- process, numerical problems.

Automated Production Lines and Assembly Systems: Fundamentals, system configurations, applications, automated flow lines, buffer storage, control of production line, analysis of transfer lines, analysis of flow lines without storage, partial automation, analysis of automated flow lines with storage buffer, fundamentals of automated assembly systems, numericals.

Module-2

CAD and Computer Graphics Software: The design process, applications of computers in design**,** software configuration, functions of graphics package, constructing the geometry.

Transformations: 2D transformations, translation, rotation and scaling, homogeneous transformation matrix, concatenation, numerical problems on transformations.

Computerized Manufacture Planning and Control System: Computer Aided Process Planning, Retrieval and Generative Systems, benefits of CAPP, Production Planning and Control Systems, typical activities of PPC System, computer integrated production management system, Material Requirement Planning, inputs to MRP system, working of MRP, outputs and benefits, Capacity Planning, Computer Aided Quality Control, Shop floor control

Module-3

Flexible Manufacturing Systems: Fundamentals of Group Technology and Flexible Manufacturing Systems, types of FMS, FMS components, Material handling and storage system, applications, benefits, computer control systems, FMS planning and design issues, Automated Storage and Retrieval Systems, AS/RS and Automatic parts identification systems and data capture.

Line Balancing: Line balancing algorithms, methods of line balancing, numerical problems on largest candidate rule, Kilbridge and Wester method, and Ranked Positional Weights method, Mixed Model line

balancing, computerized line balancing methods.

Module-4

Computer Numerical Control: Introduction, components of CNC, CNC programming, manual part programming, G Codes, M Codes, programming of simple components in turning, drilling and milling systems, programming with canned cycles. Cutter radius compensations.

Robot Technology: Robot anatomy, joints and links, common robot configurations, robot control systems, accuracy and repeatability, end effectors, sensors in robotics. Robot programming methods: on-line and off-line methods. Robot industrial applications: material handling, processing and assembly and inspection.

Module-5

Additive Manufacturing Systems: Basic principles of additive manufacturing, slicing CAD models for AM, advantages and limitations of AM technologies, Additive manufacturing processes: Photo polymerization, material jetting, binder jetting, material extrusion, Powder bed sintering techniques, sheet lamination, direct energy deposition techniques, applications of AM.

Future of Automated Factory: Industry 4.0, functions, applications and benefits. Components of Industry 4.0, Internet of Things (IOT), IOT applications in manufacturing, Big-Data and Cloud Computing for IOT, IOT for smart manufacturing, influence of IOT on predictive maintenance, industrial automation, supply chain optimization, supply-chain & logistics, cyber-physical manufacturing systems.

Course Outcomes: At the end of the course, the student will be able to:

CO1: Define Automation, CIM, CAD, CAM and explain the differences between these concepts. Solve simple problems of transformations of entities on computer screen

CO2: Explain the basics of automated manufacturing industries through mathematical models and analyze different types of automated flow lines.

CO3: Analyse the automated flow linestoreduce time and enhance productivity.

CO4: Explain the use of different computer applications in manufacturing, and able to prepare part programs forsimple jobs on CNC machine tools and robot programming.

CO5: Visualize and appreciate the modern trends in Manufacturing like additive manufacturing, Industry 4.0 and applications of Internet of Things leading to Smart Manufacturing.

Question paper pattern:

- The question paper will have ten full questions carrying equal marks.
- Each full question will be for 20 marks.
- There will be two full questions (with a maximum of four sub- questions) from each module.
- Each full question will have sub- question covering all the topics under a module.
- The students will have to answer five full questions, selecting one full question from each module.

Sl No	Title of the Book	Name of the Author/s	Name of the Publisher	Edition and Year
Textbook/s				
1	Automation, Production Systems and Computer-Integrated Manufacturing	Mikell P Groover	Pearson Learning.	4th Edition,2015
2	CAD / CAM Principles and Applications	P N Rao	Tata McGraw-Hill	3rd Edition, 2015
3	CAD/CAM/CIM	Dr. P. Radhakrishnan	New Age International Publishers, New Delhi.	3rd edition
Reference Books				
1	"CAD/CAM"	Ibrahim Zeid	Tata McGraw Hill.	
2	Principles of Computer Integrated Manufacturing	S.Kant Vajpayee	, Prentice Hall of India, New Delhi.	1999

3	Work Systems And The Methods, Measurement And Management of Work	Groover M. P.,Pearson	Prentice Hall	Upper Saddle River, NJ, 2007.
4	Computer Automation in Manufacturing	Boucher, T. O., Chapman & Hall	London, UK,	1996.
5	Introduction to Robotics: Mechanics And Control	Craig, J. J.	Addison-Wesley Publishing Company	2nd Ed 1989.
6	Internet of Things (IoT): Digitize or Die: Transform your organization. Embrace the digital evolution. Rise above the competition	Nicolas Windpassinger	Amazon.	
7	Internet of Things: A Hands-on Approach"	ArshdeepBahga and Vijay Madisetti	Universities Press	
8	Additive Manufacturing Technologies: Rapid Prototyping to Direct Digital Manufacturing,	Ian Gibson, David W. Rosen, Brent Stucker		2nd Ed. (2015)
9	Understanding Additive Manufacturing	Andreas Gebhardt, Hanser Publishers		2011
10	Understanding Additive Manufacturing",	Andreas Gebhardt,	Hanser Publishers,	2011

B. E. MECHANICAL ENGINEERING
Choice Based Credit System (CBCS) and Outcome Based Education (OBE)
SEMESTER – VII
Professional Elective 2

DESIGN FOR MANUFACTURE

Course Code	**18ME731**	CIE Marks	40
Teaching Hours / Week (L:T:P)	3:0:0	SEE Marks	60
Credits	03	Exam Hours	03

Course Learning Objectives:

- To educate students on factors to be considered in designing parts and components with focus on manufacturability.
- To expose the students to dimensional tolerances, geometric tolerances and true position tolerance techniques in manufacture.
- To impart the knowledge on design considerations for designing components produced using various machining operations like turning, drilling, milling, grinding etc.
- To educate the students on design rules and recommendations for processes like casting, welding, forgings powder metallurgy and injection moulding.

Module-1

Introduction: Definition, need for DFM, DFM approach for cost reduction, general design guide lines of DFM, advantages and disadvantages, application of DFM in industries, Design for Quality Manufacturability, DFQM approach, designing for economical production. Design for Excellence (DFX).

Engineering Tolerancing: Basics of dimensional tolerancing, Redundancy, tolerance allocation, Review of relationship between attainable tolerance grades and different machining processes. Geometrical tolerances. Process capability, mean, variance, skewness, kurtosis, process capability indices- C_p, and C_{pk}. Cumulative effect of tolerance- Sure fit law and truncated normal law, problems.

Module-2

True positional theory: Comparison between coordinate and true position method of feature location. True position tolerance- virtual size concept, concepts of datum and changing datum, floating and fixed fasteners, projected tolerance zone and functional gages. Concept of Zero true position tolerance. Simple problems on true position tolerancing.

Selective Assembly: Interchangeable part manufacture and selective assembly. Deciding the number of groups -model-1: group tolerance of mating parts equal, model- 2: total and group tolerances of shaft equal. Control of axial play- introducing secondary machining operations, and laminated shims; examples.

Module-3

Datum Features: Functional datum, datum for manufacturing, changing the datum; examples.

Component Design: Design features to facilitate machining: drills, milling cutters, keyways, Doweling procedures, counter sunk screws, Reduction of machined area, simplification by separation, simplification by amalgamation, Design for machinability, Design for economy, Design for clampability, Design for accessibility. Designing for heat treatment, roller burnishing, and economical de-burring.

Module-4

Design of components with casting considerations: Pattern, mould, and parting line. Cored holes and machined holes. Identifying the possible and probable parting lines. Castings requiring special sand cores. Designing to obviate sand cores.

Welding considerations: Advantages of weldments over other design concepts, design requirements and rules, redesign of components for welding; case studies.

Module-5

Forging considerations -requirements and rules-redesign of components for forging and case studies.
Design of components for powder metallurgy- requirements and rules-case studies.
Design of components for injection moulding- requirements and rules-case studies.

Course Outcomes: At the end of the course, the student will be able to:

CO1: Select proper materials and manufacturing processes for designing products/components by applying the relevant principles for ease and economic production.
CO2: Identify faulty design factors leading to increased costs in producing mechanical components.
CO3: Apply appropriate design tolerances – dimensional, geometric and true position tolerances for the production processes of mechanical components.
CO4: Apply the concepts related to reducing machined areas, simplification by amalgamation and separation, clampability, accessibility etc., in the design of mechanical components.
CO5: Analyse the design of castings, weldments, forgings, powder metallurgy components and suggest design modifications to reduce the cost.

Question paper pattern:

- The question paper will have ten full questions carrying equal marks.
- Each full question will be for 20 marks.
- There will be two full questions (with a maximum of four sub- questions) from each module.
- Each full question will have sub- question covering all the topics under a module.
- The students will have to answer five full questions, selecting one full question from each module

Sl No	Title of the Book	Name of the Author/s	Name of the Publisher	Edition and Year
Textbook/s				
1	Designing for Manufacture	Peck H	Pitman Publications	1983
2	Engineering Design: A Materials and processing Approach	Dieter, G.E.	McGraw Hill Co.Ltd	2000
3	Handbook of Products Design for Manufacturing: A Practical Guide to Low-cost Production	Bralla, James G.	McGraw Hill, New York	1986
Reference Books				
1	Engineering Design	Eggert, R.J	Pearson Education, Inc., New Jersey	2005
2	Engineering Design	Matousek , R	Blackie and Son Limited, Glasgow	1967
3	Engineering Design for Manufacture	Kalandar Saheb, S.D and Prabhakar, O.	ISPE	1999
4	Design for Economical Production	Trucks, H.E.	Mich., Dearborn, SME	2nd ed.,1987
5	Processes and Materials of Manufacture	Linberg, Roy A.	Allyn and Bacon, Boston, U.S.A.	4th ed., 1990

B. E. MECHANICAL ENGINEERING
Choice Based Credit System (CBCS) and Outcome Based Education (OBE)
SEMESTER – VII
Professional Elective 2

AUTOMATION & ROBOTICS

Course Code	**18ME732**	CIE Marks	40
Teaching Hours /Week (L:T:P)	3:2:0	SEE Marks	60
Credits	03	Exam Hours	03

Course Learning Objectives:

- To identify potential areas for automation and justify need for automation.
- To select suitable major control components required to automate a process or an activity
- To study the various parts of robots and fields of robotics.
- To study the various kinematics and inverse kinematics of robots.
- To study the control of robots for some specific applications.

Module-1:

Introduction to automation:
Basic elements of an automated system, advanced automation functions, levels of automation, process industries versus discrete manufacturing industries, continuous versus discrete control, computer process control. Hardware components for automation and process control, sensors, actuators, analog to digital converters, digital to analog converters, input/output devices for discrete data

Module-2:

Automated production lines:
Fundamentals of automated production lines, application of automated production lines, analysis of transfer lines, automated assembly systems, fundamentals of automated assembly systems, quantitative analysis of assembly systems, automatic identification methods, barcode technology, radio frequency identification, other AIDC technologies

Module-3: Industrial Robotics

Robotic configuration, robot anatomy and related attributes, robot control systems, end effectors, sensors in robotics, industrial robot applications, robot accuracy and repeatability, different types of robots, various generations of robots, degrees of freedom – Asimov's laws of robotics, dynamic stabilization of robots.

Module-4: Spatial descriptions and transformations

Robot actuators and Feedback components: Actuators: Pneumatic, Hydraulic actuators, electric & stepper motors, comparison. Position sensors –potentiometers, resolvers, encoders –Velocity sensors, Tactile sensors, Proximity sensors. Manipulator Kinematics: Homogeneous transformations as applicable to rotation and translation -D-H notation, Forward and inverse kinematics.

Module-5: Robot programming

Introduction, levels of robot programming, requirements of robot programming language, problems pertaining to robot programming languages, offline programming systems, central issues in OLP systems, automating subtasks in OLP systems, simple programs on robot applications.

Course Outcomes: At the end of the course, the student will be able to:
CO1: Translate and simulate a real time activity using modern tools and discuss the Benefits of automation.
CO2: Identify suitable automation hardware for the given application.
CO3: Recommend appropriate modelling and simulation tool for the given manufacturing Application.
CO4: Explain the basic principles of Robotic technology, configurations, control and Programming of Robots.
CO5: Explain the basic principles of programming and apply it for typical Pick & place, Loading & unloading and palletizing applications

Question paper pattern:

- The question paper will have ten full questions carrying equal marks.
- Each full question will be for 20 marks.

- There will be two full questions (with a maximum of four sub- questions) from each module.
- Each full question will have sub- question covering all the topics under a module.
- The students will have to answer five full questions, selecting one full question from each module.

Sl. No.	Title of the Book	Name of the Author/s	Name of the Publisher	Edition and Year
Textbook/s				
1	Computer Integrated Manufacturing	Mikell P. Groover	Pearson	3rd edition, 2009
2	Introduction to robotics mechanics and control	John J. Craig	Pearson	3rd edition, 2009
Reference Books				
1	Robotics for Engineers	Yoram Koren	McGraw Hill International	1st edition, 1985.
2	Industrial Robotics	Weiss, Nagel	McGraw Hill International	2nd edition, 2012
3	Robotic Engineering - An Integrated approach	Klafter, Chmielewski and Negin	PHI	1st edition, 2009
4	Computer Based Industrial Control	Krishna Kant	EEE-PHI	2nd edition,2010
5	An Introduction to Automated Process Planning System	Tiess Chiu Chang & Richard A. Wysk.		

B. E. MECHANICAL ENGINEERING
Choice Based Credit System (CBCS) and Outcome Based Education (OBE)
SEMESTER – VII
Professional Elective 2

COMPUTATIONAL FLUID DYNAMICS

Course Code	**18ME733**	CIE Marks	40
Teaching Hours /Week (L:T:P)	3:0:0	SEE Marks	60
Credits	03	Exam Hours	03

Course Learning Objectives:

- Study the governing equations of fluid dynamics
- Learn how to formulate and solve Euler's equation of motion.
- Become skilled at Representation of Functions on Computer
- Solve computational problems related to fluid flows

Module-1

Introduction to CFD and Governing Equations

Need of CFD as tool, role in R&D, continuum, material or substantial derivative or total derivative, gradient, divergence and curl operators, Linearity, Principle of Superposition. Derivation of Navier-Stokes equations in control volume (integral form) and partial differential form, Euler equations (governing inviscid equations). Mathematical classification of PDE (Hyperbolic, Parabolic, Elliptic). Method of characteristics, Introduction to Riemann Problem and Solution Techniques.

Module-2

One-dimensional Euler's equation

Conservative, Non-conservative form and primitive variable forms of Governing equations. Flux Jacobian Is there a systematic way to diagona lize '**A**'. Eigen values and Eigenvectors of Flux Jacobian. Decoupling of Governing equations, introduction of characteristic variables. Relation between the two non-conservative forms. Conditions for genuinely nonlinear characteristics of the flux Jacobian.

Introduction to Turbulence Modelling: Derivation of RANS equations and k-epsilon model.

Module-3

Representation of Functions on Computer

Need for representation of functions, Box Function, Hat Function, and Representation of sinx using hat functions: Aliasing, high frequency, low frequency. Representation error as a global error. Derivatives of hat functions, Haar functions, Machine Epsilon. Using Taylor series for representation of Derivatives.

Module-4

Finite difference method – Applied to Linear Convection equation, Laplace Equations, Convection Diffusion equations, Burgers equations, modified equations. Explicit methods and Implicit methods – as applied to applied to linear convection equation, Laplace equations, convection-diffusion equation◦ FTCS,FTFS,FTBS,CTCS ◦ Jacobi Method, Gauss-Siedel, Successive Over Relaxation Method, TDMA• Von Naumann stability (linear stability) analysis. Upwind Method in Finite Difference method.

Module-5

Finite volume method Finite volume method. Finding the flux at interface.

Central schemes - Lax-Friedrichs Method, Lax-Wendroff Method, Two-Step Lax-Wendroff Method and Mac Cormack Method

Upwind Method in Finite Volume methods - Flux Splitting Method Steger and Warming, vanLeer, Roe's Method and finding Roe's Averages.

Course Outcomes:

At the end of the course the student will be able to:

CO1: Understand mathematical characteristics of partial differential

equations.

CO2: Explain how to classify and computationally solve Euler and Navier-Stokes equations.

CO3: Make use of the concepts like accuracy, stability, consistency of numerical methods for the governing equations.

CO4: Identify and implement numerical techniques for space and time integration of partial differential equations.

CO5: Conduct numerical experiments and carry out data analysis.

CO6: Acquire basic skills on programming of numerical methods used to solve the Governing equations.

Question paper pattern:

- The question paper will have ten full questions carrying equal marks.
- Each full question will be for 20 marks.
- There will be two full questions (with a maximum of four sub- questions) from each module.
- Each full question will have sub- question covering all the topics under a module.
- The students will have to answer five full questions, selecting one full question from each module.

Sl. No.	Title of the Book	Name of the Author/s	Name of the Publisher	Edition and Year
Textbook/s				
1	Computational Fluid Dynamics	T.j.chung	Cambridge University Press	
2	Computational fluid dynamics and heat transfer	Ghoshdastidar	Cengage learning	2017
3	Numerical Computation of Internal and External Flows: The Fundamentals of Computational Fluid Dynamics – Vol 1 & Vol 2	Charles Hirsch	Butterworth- Heinemann	2007
4	Numerical Heat Transfer and Fluid Flow	SuhasPatankar	Taylor and Francis Publisher	
5	Introduction Computational Fluid Dynamics -Development, Application and Analysis	Atul Sharma	Wiely Publisher	
Reference Books				
1	Computational fluid mechanics and heat transfer	Pletcher, r. H., Tannehill, j. C., Anderson, d.	Crc press, ISBN 9781591690375	3rd ed, 2011
2	Fundamentals of engineering numerical analysis	Moin, p	Cambridge university press, , ISBN 9780521805261	2nd ed, 2010
3	Numerical methods for engineering application	Ferziger, j. H	Wiley	2nd ed, 1998
4	Computational methods for fluid dynamics	Ferziger, j. H., Peric, m	Springer	3rd ed
5	Numerical methods for conservation laws	eth Zurich, birkhauser		pp-199
6	Practical Introduction	Eleuterio F Toro	Springer	

B. E. MECHANICAL ENGINEERING
Choice Based Credit System (CBCS) and Outcome Based Education (OBE)
SEMESTER – VII
Professional Elective 2

TOTAL QUALITY MANAGEMENT

Course Code	**18ME734**	CIE Marks	40
Teaching Hours /Week (L:T:P)	3:0:0	SEE Marks	60
Credits	03	Exam Hours	03

Course Learning Objectives:

- Understand various approaches to TQM
- Understand the characteristics of quality leader and his role.
- Develop feedback and suggestion systems for quality management.
- Enhance the knowledge in Tools and Techniques of quality management.

Module-1

Principles and Practice: Definition, basic approach, gurus of TQM, TQM Framework, awareness, defining quality, historical review, obstacles, benefits of TQM. Quality Management Systems: Introduction, benefits of ISO registration, ISO 9000 series of standards, ISO 9001 requirements.

Module-2

Leadership: Definition, characteristics of quality leaders, leadership concept, characteristics of effective people, ethics, the Deming philosophy, role of TQM leaders, implementation, core values, concepts and framework, strategic planning communication, decision making,

Module-3

Customer Satisfaction and Customer Involvement: Customer Satisfaction: customer and customer perception of quality, feedback, using customer complaints, service quality, translating needs into requirements, customer retention, case studies. Employee Involvement – Motivation, employee surveys, empowerment, teams, suggestion system, recognition and reward, gain sharing, performance appraisal, unions and employee involvement, case studies.

Module-4

Continuous Process Improvement: process, the Juran trilogy, improvement strategies, types of problems, the PDSA Cycle, problem-solving methods, Kaizen, reengineering, six sigma, case studies. Statistical Process Control: Pareto diagram, process flow diagram, cause and effect diagram, check sheets, histograms, statistical fundamentals, Control charts, state of control, out of control process, control charts for variables, control charts for attributes, scatter diagrams, case studies.

Module-5

Total Productive Maintenance (TPM): Definition, Types of Maintenance, Steps in introduction of TPM in an organization, Pillars of TPM – 5S, Jishu Hozen, Quality Maintenance, Planned Maintenance.
Quality by Design (QbD): Definition, Key components of QbD, Role of QbD in Pharmaceutical Industry, Benefits and Challenges of QbD.
Environmental Management Systems (EMS): Definition, Basic EMS, EMS under ISO 14001, Costs and Benefits of EMS.

Course Outcomes: At the end of the course, the student will be able to:
CO1: Explain the various approaches of TQM
CO2: Infer the customer perception of quality
CO3: Analyse customer needs and perceptions to design feedback systems.
CO4: Apply statistical tools for continuous improvement of systems
CO5: Apply the tools and technique for effective implementation of TQM.

Question paper pattern:

- The question paper will have ten full questions carrying equal marks.
- Each full question will be for 20 marks.
- There will be two full questions (with a maximum of four sub- questions) from each module.
- Each full question will have sub- question covering all the topics under a module.
- The students will have to answer five full questions, selecting one full question from each module

Sl No	Title of the Book	Name of the Author/s	Name of the Publisher	Edition and Year
Textbook/s				
1	Total Quality Management	Dale H. Besterfield	Pearson Education India,	Edition 03. ISBN: 8129702606,
2	Total Quality Management for Engineers	M. Zairi	Wood head Publishing	ISBN:1855730243
Reference Books				
1	Managing for Quality and Performance Excellence	James R. Evans and William M Lindsay	Cengage Learning.	9th edition
2	Four revolutions in management	Shoji Shiba, Alan Graham, David Walden	Oregon	1990
3	Organizational Excellence through TQM	H. Lal	New age Publications	2008
4	Engineering Optimization Methods and Applications	A Ravindran, K, M. Ragsdell	Willey India Private Limited	2nd Edition,2006
5	Introduction to Operations Research- Concepts and Cases	F.S. Hillier. G.J. Lieberman	Tata McGraw Hill	9th Edition, 2010

B. E. MECHANICAL ENGINEERING
Choice Based Credit System (CBCS) and Outcome Based Education (OBE)
SEMESTER – VII
Professional Elective 2

OPERATIONS RESEARCH

Course Code	**18ME735**	CIE Marks	40
Teaching Hours /Week (L:T:P)	3:0:0	SEE Marks	60
Credits	03	Exam Hours	03

Course Learning Objectives:

- To enable the students to understand the scientific methods of providing various departments of an organization with a quantitative basis of decision making.
- To enable the students to understand the importance of various tools and techniques in finding optimal solutions to problems involving limited resources in the form of Men, Materials and machinery.

Module-1

Introduction: Evolution of OR, Definitions of OR, Scope of OR, Applications of OR, Phases in OR study. Characteristics and limitations of OR, models used in OR, Linear Programming Problem (LPP), Generalized LPP- Formulation of problems as L.P.P. Solutions to LPP by graphical method (Two Variables).

Module-2

LPP: Simplex method, Canonical and Standard form of LP problem, slack, surplus and artificial variables, Solutions to LPP by Simplex method, Big-M Method and two-phase Simplex Method, Degeneracy in LPP. Concept of Duality, writing Dual of given LPP. Solutions to L.P.P by Dual Simplex Method.

Module-3

Transportation Problem: Formulation of transportation problem, types, initial basic feasible solution using North-West Corner rule, Vogel's Approximation method. Optimality in Transportation problem by Modified Distribution (MODI) method. Unbalanced T.P. Maximization T.P. Degeneracy in transportation problems, application of transportation problem. Assignment Problem-Formulation, Solutions to assignment problems by Hungarian method, Special cases in assignment problems, unbalanced, Maximization assignment problems. Travelling Salesman Problem (TSP). Difference between assignment and T.S.P, Finding best route by Little's method. Numerical Problems.

Module-4

Network analysis: Introduction, Construction of networks, Fulkerson's rule for numbering the nodes, AON and AOA diagrams; Critical path method to find the expected completion time of a project, determination of floats in networks, PERT networks, determining the probability of completing a project, predicting the completion time of project; Cost analysis in networks. Crashing of networks- Problems. Queuing Theory: Queuing systems and their characteristics, Pure-birth and Pure-death models (only equations), Kendall & Lee's notation of Queuing, empirical queuing models – Numerical on M/M/1 and M/M/C Queuing models.

Module-5

Game Theory: Definition, Pure Strategy problems, Saddle point, Max-Min and Min-Max criteria, Principle of Dominance, Solution of games with Saddle point. Mixed Strategy problems. Solution of 2X2 games by Arithmetic method, Solution of 2Xn m and mX2 games by graphical method. Formulation of games. Sequencing: Basic assumptions, Johnson's algorithm, sequencing 'n' jobs on single machine using priority rules, sequencing using Johnson's rule-'n' jobs on 2 machines, 'n' jobs on 3 machines, 'n' jobs on 'm' machines. Sequencing of2 jobs on 'm' machines using graphical method.

Course Outcomes: At the end of the course, the student will be able to:

CO1: Understand the meaning, definitions, scope, need, phases and techniques of operations research.

CO2: Formulate as L.P.P and derive optimal solutions to linear programming problems by graphical method, Simplex method, Big-M method and Dual Simplex method.

CO3: Formulate as Transportation and Assignment problems and derive optimum solutions for transportation,

Assignment and travelling salesman problems.

CO4: Solve problems on game theory for pure and mixed strategy under competitive environment.

CO5: Solve waiting line problems for M/M/1 and M/M/K queuing models.

CO6: Construct network diagrams and determine critical path, floats for deterministic and PERT networks including crashing of Networks

CO7: Determine minimum processing times for sequencing of n jobs-2 machines, n jobs-3 machines, n jobs-m machines and 2 jobs-n machines using Johnson's algorithm.

Question paper pattern:

- The question paper will have ten full questions carrying equal marks.
- Each full question will be for 20 marks.
- There will be two full questions (with a maximum of four sub- questions) from each module.
- Each full question will have sub- question covering all the topics under a module.
- The students will have to answer five full questions, selecting one full question from each module.

Sl. No.	Title of the Book	Name of the Author/s	Name of the Publisher	Edition and Year
Textbook/s				
1	Operations Research	P K Gupta and D S Hira	S. Chand and Company LTD. Publications, New Delhi	2007
2	Operations Research, An Introduction	Hamdy A. Taha	PHI Private Limited	Seventh Edition, 2006
Reference Books				
1	Operations Research, Theory and Applications	J K Sharma	Trinity Press, Laxmi Publications Pvt.Ltd.	Sixth Edition, 2016
2	Operations Research	Paneerselvan	PHI	
3	Operations Research	A M Natarajan, P Balasubramani	Pearson Education,	2005
4	Introduction to Operations Research	Hillier and Lieberman	McGraw Hill	8thEd

B. E. MECHANICAL ENGINEERING
Choice Based Credit System (CBCS) and Outcome Based Education (OBE)
SEMESTER – VII
Professional Elective 3

ADDITIVE MANUFACTURING

Course Code	**18ME741**	CIE Marks	40
Teaching Hours /Week (L:T:P)	3:0:0	SEE Marks	60
Credits	03	Exam Hours	03

Course Learning Objectives:

- To know the principle methods, areas of usage, possibilities and limitations of the Additive Manufacturing technologies.
- To be familiar with the characteristics of the different materials those are used in Additive Manufacturing.
- To know the principles of polymerization and powder metallurgy process, extrusion-based system printing processes, sheet lamination processes, beam deposition processes, direct write technologies and Direct Digital Manufacturing.
- To get exposed to process selection, software issues and post processing.

Module-1

Introduction and basic principles: Need for Additive Manufacturing, Generic AM process, stereoli tho graphy or 3dprinting, rapid proto typing ,the benefits of AM, distinction between AM and CNC machining, other related technologies- reverse engineering technology.
Development of Additive Manufacturing Technology: Introduction, computers, computer-aidedde sign technology ,other associated technologies, the use of layers, classification of AM processes, metals ystems, hybrid systems, milestones in AM development.
Additive Manufacturing Process chain: Introduction, the eight steps in additive manufacture, variations from one AM machine to another ,metal systems, maintenance of equipment, materials handling issues, design for AM, and application areas.

Module-2

Photo polymerization processes: Stereolitho graphy (SL), Materials, SL resin curing process, Micro-stereoli thography, Process Benefits and Drawbacks, Applications of Photo polymerization Processes.
Powder bedfusion processes: Introduction, Selective laser Sintering (SLS), Materials, Powder fusion mechanism, SLS Metal and ceramic part creation, Electron Beam melting (EBM), Process Benefits and Drawbacks, Applications of Powder Bed Fusion Processes.
Extrusion-based systems: Fused Deposition Modelling (FDM), Principles, Materials, Plotting and path control, Bio-Extrusion, Process Benefits and Drawbacks, Applications of Extrusion-Based Processes.

Module-3

Printing Processes: evolution of printing as an additive manufacturing process, research achievements in printing deposition, technical challenges of printing, printing process modeling, material modification methods, three-dimensional printing, advantages of binder printing
Sheet Lamination Processes: Materials, Laminated Object Manufacturing (LOM), Ultrasonic Consolidation (UC), Gluing, Thermal bonding, LOM and UC applications.
Beam Deposition Processes: introduction, general beam deposition process, description material delivery, BD systems , process parameters, typical materials and microstructure, processing–structure–properties relationships, BD benefits and drawbacks.
Direct Write Technologies: Background ,ink -basedDW,laser transfer, DW thermals pray,DW beam deposition,DW liquid-phase directde position.

Module-4

Guidelines for Process Selection: Introduction, selection methods for apart, challenges of selection, example system for preliminary selection, production planning and control.
Software issues for Additive Manufacturing: Introduction, preparation of cad models – the STL file, problems with STL files, STL file manipulation.
Post- Processing: Support material removal**,** surface texture improvements**,** preparation for use as a pattern, property enhancements using non-thermal techniques and thermal techniques**.**

Module-5

The use of multiple materials in additive manufacturing: Introduction, multiple material approaches, discrete multiple material processes, porous multiple material processes, blended multiple material processes, commercial applications using multiple materials, future directions.
AM Applications: Functional models, Pattern for investment and vacuum casting, Medical models, art models, Engineering analysis models, Rapid tooling, new materials development, Bi-metallic parts, Re-manufacturing. Application: Examples for Aerospace, defense, automobile, Bio-medical and general engineering industries.
Direct digital manufacturing: Align Technology, siemens and phonak, DDM drivers, manufacturing vs. prototyping, life- cycle costing, future of direct digital manufacturing.

Course Outcomes: At the end of the course the student will be able to:

CO1: Demonstrate the knowledge of the broad range of AM processes, devices, capabilities and materials that are available.
CO2: Demonstrate the knowledge of the broad range of AM processes, devices, capabilities and materials that are available.
CO3: Understand the various software tools, processes and techniques that enable advanced/additive manufacturing.
CO4: Apply the concepts of additive manufacturing to design and create components that satisfy product development/prototyping requirements, using advanced/additive manufacturing devices and processes.
CO6: Understand characterization techniques in additive manufacturing.
CO7: Understand the latest trends and business opportunities in additive manufacturing.

Question paper pattern:

- The question paper will have ten full questions carrying equal marks.
- Each full question will be for 20 marks.
- There will be two full questions (with a maximum of four sub- questions) from each module.
- Each full question will have sub- question covering all the topics under a module.
- The students will have to answer five full questions, selecting one full question from each module.

Sl. No.	Title of the Book	Name of the Author/s	Name of the Publisher	Edition and Year
Textbook/s				
1	Additive Manufacturing Technologies Rapid Prototyping to Direct Digital Manufacturing	I. Gibson l D. W. Rosen l B. Stucker	Springer New York Heidelberg Dordrecht, London	ISBN: 978-1-4419-1119-3 e-ISBN: 978-1-4419-1120-9 DOI 10.1007/978-1-4419-1120-9
Reference Books				
1	“Rapid Prototyping: Principles & Applications	Chua Chee Kai, Leong Kah Fai	World Scientific	2003
2	Rapid Prototyping: Theory & Practice	Ali K. Kamrani,	Springer	2006

		EmandAbouel Nasr,		
3	Rapid Manufacturing: The Technologies and Applications of Rapid Prototyping and Rapid Tooling"	D.T. Pham, S.S. Dimov	Springer	2001
4	Rapid Prototyping: Principles and Applications in Manufacturing	RafiqNooran	John Wiley & Sons	2006
5	Additive Manufacturing Technology	Hari Prasad, A.V.Suresh	Cengage	2019
6	Understanding additive manufacturing: rapid prototyping, rapid tooling, rapid manufacturing	Andreas Gebhardt	Hanser Publishers	2011

B. E. MECHANICAL ENGINEERING
Choice Based Credit System (CBCS) and Outcome Based Education (OBE)
SEMESTER – VII
Professional Elective 3

EMERGING SUSTAINABLE BUILDING COOLING TECHNOLOGIES

Course Code	**18ME742**	CIE Marks	40
Teaching Hours /Week (L:T:P)	3:0:0	SEE Marks	60
Credits	03	Exam Hours	03

Course Learning Objectives:

- To provide an overview of emerging delivery systems for high performance green buildings and the basis on which their sustainability can be evaluated
- To know the concepts of calculations of heating and cooling loads and the related economics.
- To learn the importance of green fuels and its impact on environment.
- To expose the students to sustainable cooling technologies.

Module-1

Social and Environmental Issues related to conventional Refrigeration and Air conditioning: Climate Change and energy poverty implications of energy consumption and refrigerants use by conventional Vapor-Compression based RAC technologies, Global and Indian environmental, energy efficiency and green building policies, laws and rules warranting a trajectory shift in the RAC economy, Introduction to Thermal comfort as an 'ends' and cooling systems as a 'means', Socio-economic and environmental benefits of a Negawatt approach to energy conservation vs. a Megawatt approach towards power generation.

Module-2

Thermal Comfort, Climate Analysis and Psychrometry: The 'human thermal comfort' lens and its implications for cooling system design, Progressive models for addressing human thermal comfort needs, Thermodynamics of human body, Factors affecting human comfort, Introduction to the ASHRAE Std. 55, Adaptive Comfort Model and the Indian Model for Adaptive Comfort (IMAC) and its implications for mitigating climate change and energy consumption from cooling technologies, Tools for predicting thermal comfort in buildings, Principles and tools for climate analysis, Composition of Psychrometric Charts, Psychrometric processes of conventional and sustainable cooling technologies and representation on psychrometric chart, Application of psychrometry to design conventional and sustainable cooling technologies.

Indoor Air Quality and Building Cooling Load Modelling:

Addressing trade-offs between indoor air quality requirements, daylighting needs, and solar heat gain reduction in artificially cooled buildings. Factors affecting building cooling loads. Building cooling load

Module-3

Refrigeration Systems and Refrigerants:

Thermodynamics of Vapor Compression Refrigeration (VCR) and Vapor Absorption Machine (VAM) Cycles, Equipment used in commercial and residential VCR and VAM systems, Physical, Chemical, Thermodynamic and Environmental properties of Refrigerants and Refrigerant mixtures **(**zeotropic and azeotropic mixtures) used in conventional VCR system, Absorbent **–** Refrigerant combinations (Water-Ammonia and Lithium-Bromide) used in VAM systems, Physical, Chemical, Thermodynamic and Environmental properties of emerging Natural Refrigerants for VCR systems.

Module-4

Air conditioning:

Air conditioning demand scenarios for India and associated health, social justice, energy access, and environmental Implications for its peoples and communities, Potential sustainable air conditioning scenarios for India, Heat transfer and psychrometric principles of air conditioning cycles, Engineering principles of air conditioning components, Air conditioning coefficient-of-performance calculation, Energy efficient air conditioning system, Energy and greenhouse gas emissions-based performance comparison of natural

refrigerant and f-gas based air conditioners.

Module-5

Sustainable Cooling Technologies:

Radical social justice fostering, energy conservation, and climate change mitigation potential of natural cooling, Design principles of natural and sustainable cooling systems, Science and engineering design principles of a) Direct, Indirect, and Hybrid (Direct-Indirect and DX) Evaporative Cooling technology, b) Structure Cooling, c) Radiant Cooling Systems, and d) Solar VAM technology, Basic equipment sizing calculations, System performance assessment methods, Comparative energy consumption, greenhouse gas emissions and life-cycle cost case studies for residential and commercial applications of conventional and sustainable cooling technologies.

Course Outcomes: At the end of the course, the student will be able to:

CO1: Empathize with sustainable cooling as a means of enhancing social justice in India and mitigating climate change through their intellectual capabilities and ethical orientation

CO2: Compute and Interpret cooling and heating loads in a building and how they could be efficiently managed by using building energy modelling software

CO3: Estimate the performance of airconditioning systems using the principles of thermodynamics, heat transfer, and psychometry

CO4: Calculate and interpret the energy, cost, and greenhouse gas emissions performance of conventional and sustainable cooling technologies.

Co6: Conduct building and sustainable cooling modelling projects on a sophisticated building energy modelling software.

Question paper pattern:

- The question paper will have ten full questions carrying equal marks.
- Each full question will be for 20 marks.
- There will be two full questions (with a maximum of four sub- questions) from each module.
- Each full question will have sub- question covering all the topics under a module.
- The students will have to answer five full questions, selecting one full question from each module.

Sl. No.	Title of the Book	Name of the Author/s	Name of the Publisher	Edition and Year
Textbook/s				
1	Refrigeration and Airconditioning	C P Arora	Tata McGraw Hill	3rd Edition
2	Heating, Ventilating and Airconditioning	Faye C McQuiston, Jerald D. Parker, Jeffrey D. Spitler	Wiley Indian Private Ltd.	
Reference Books				
1	Radiant Heating and Cooling Handbook	Richard D. Watson	McGraw-Hill Publication	2002
Link: https://www.accessengineeringlibrary.com/browse/radiant-heating-and-cooling-handbook#p2000a97e9970iii001				
2	Evaporative Cooling		CAREL	
Link: http://www.carel.com/-evaporative-cooling-book				

B. E. MECHANICAL ENGINEERING
Choice Based Credit System (CBCS) and Outcome Based Education (OBE)
SEMESTER – VII
Professional Elective 3

THEORYOF PLASTICITY

Course Code	**18ME743**	CIE Marks	40
Teaching Hours /Week (L:T:P)	3:0:0	SEE Marks	60
Credits	03	Exam Hours	03

Course Learning Objectives:

- To introduce the concepts of Plasticity and mechanism of plastic deformation in metals.
- To expose the students to elasto-plastic problems involving plastic deformation of beams and bars.
- To introduce the concepts of slip line field theory.

Module-1

Brief review of fundamentals of elasticity: Concept of stress, stress invariants, principal Stresses, octahedral normal and shear stresses, spherical and deviatoric stress, stress transformation; concept of strain, engineering and natural strains, octahedral strain, deviator and spherical strain tensors, strain rate and strain rate tensor, cubical dilation, generalized Hooke's law, numerical problems.

Module-2

Plastic Deformation of Metals: Crystalline structure in metals, mechanism of plastic deformation, factors affecting plastic deformation, strain hardening, recovery, re crystallization and grain growth, flow figures or Luder's cubes.

Yield Criteria: Introduction, yield or plasticity conditions, Von Mises and Tresca criterion, geometrical representation, yield surface, yield locus (two-dimensional stress space), experimental evidence for yield

Module-3

Stress Strain Relations: Idealised stress-strain diagrams for different material models, empirical equations, Levy-Von Mises equation, Prandtl -Reuss and Saint Venant theory, experimental verification of Saint Venant's theory of plastic flow. Concept of plastic potential, maximum work hypothesis, mechanical work for deforming a plastic substance.

Module-4

Bending of Beams: Stages of plastic yielding, analysis of stresses, linear and nonlinear stress strain curve, problems.

Torsion of Bars: Introduction, plastic torsion of a circular bar, elastic perfectly plastic material, elastic work hardening of material, problems.

Module-5

Slip Line Field Theory: Introduction, basic equations for incompressible two-dimensional flows, continuity equations, stresses in conditions of plain strain, convention for slip lines, geometry of slip line field, properties of the slip lines, construction of slip line nets.

Course Outcomes: At the end of the course the student will be able to:

CO1: Understand stress, strain, deformations, relation between stress and strain and plastic deformation in solids.

CO2: Understand plastic stress-strain relations and associated flow rules.

CO3: Perform stress analysis in beams and bars including Material nonlinearity.

CO4: Analyze the yielding of a material according to different yield theory for a given state of stress.

CO5: Interpret the importance of plastic deformation of metals in engineering problems.

Question paper pattern:

- The question paper will have ten full questions carrying equal marks.
- Each full question will be for 20 marks.
- There will be two full questions (with a maximum of four sub- questions) from each module.

- Each full question will have sub- question covering all the topics under a module.
- The students will have to answer five full questions, selecting one full question from each module.

Sl. No.	Title of the Book	Name of the Author/s	Name of the Publisher	Edition and Year
Textbook/s				
1	Theory of Plasticity	Chakraborty	Elsevier	3rd Edition
2	Theory of Plasticity and Metal forming Process	Sadhu Singh	Khanna Publishers, Delhi	
Reference Books				
1	Engineering Plasticity-Theory and Application to Metal Forming Process	R.A.C. Slater	McMillan Press Ltd.	
2	Basic Engineering Plasticity	DWA Rees	Elsevier	1st Edition
3	Engineering Plasticity	W. Johnson and P. B. Mellor	Van NoStrand Co. Ltd	2000
4	Advanced Mechanics of solids	L. S. Srinath	Tata Mc. Graw Hill	2009

B. E. MECHANICAL ENGINEERING
Choice Based Credit System (CBCS) and Outcome Based Education (OBE)
SEMESTER – VII
Professional Elective 3

MECHATRONICS

Course Code	**18ME744**	CIE Marks	40
Teaching Hours /Week (L:T:P)	3:0:0	SEE Marks	60
Credits	03	Exam Hours	03

Course Learning Objectives:

- To acquire a strong foundation in science and focus in mechanical, electronics, control, software, and computer engineering, and a solid command of the newest technologies.
- To understand the evolution and development of Mechatronics as a discipline.
- To substantiate the need for interdisciplinary study in technology education
- To understand the applications of microprocessors in various systems and to know the functions of each element.
- To demonstrate the integration philosophy in view of Mechatronics technology
- To be able to work efficiently in multidisciplinary teams.

Module-1

Introduction: Scope and elements of mechatronics, mechatronics design process, measurement system, requirements and types of control systems, feedback principle, Basic elements of feedback control systems, Classification of control system. Examples of Mechatronics Systems such as Automatic Car Park system, Engine management system, Antilock braking system (ABS) control, Automatic washing machine.
Transducers and sensors: Definition and classification of transducers, Difference between transducer and sensor, Definition and classification of sensors, Principle of working and applications of light sensors, Potentiometers, LVDT, Capacitance sensors, force and pressure sensors, Strain gauges, temperature sensors, proximity switches and Hall Effect sensors.

Module-2

Signal Conditioning: Introduction – Hardware – Digital I/O, Analog to digital conversions, resolution, Filtering Noise using passive components – Registers, capacitors, amplifying signals using OP amps. Digital Signal Processing – Digital to Analog conversion, Low pass, high pass, notch filtering. Data acquisition systems (DAQS), data loggers, Supervisory control and data acquisition (SCADA), Communication methods.
Electro Mechanical Drives: Relays and Solenoids – Stepper Motors – DC brushed motors – DC brushless motors – DC servo motors – 4-quadrant servo drives, PWM's – Pulse Width Modulation.

Module-3

Microprocessor & Microcontrollers: Introduction, Microprocessor systems, Basic elements of control systems, Microcontrollers, Difference between Microprocessor and Microcontrollers.
Microprocessor Architecture: Microprocessor architecture and terminology-CPU, memory and address, I/O and Peripheral devices, ALU, Instruction and Program, Assembler, Data Registers, Program Counter, Flags, Fetch cycle, write cycle, state, bus interrupts. Intel's 8085A Microprocessor.

Module-4

Programmable Logic Controller: Introduction to PLCs, Basic structure of PLC, Principle of operation, input and output processing, PLC programming language, ladder diagram, ladder diagrams circuits, timer counters, internal relays, master control, jump control, shift registers, data handling, and manipulations, analogue input and output, selection of PLC for application.
Application of PLC control: Extending and retracting a pneumatic piston using latches, control of two pneumatic pistons, control of process motor, control of vibrating machine, control of process tank, control of conveyer motor etc.

Module-5

Mechatronics in Computer Numerical Control (CNC) machines: Design of modern CNC machines - Machine Elements: Different types of guide ways, Linear Motion guideways. Bearings: anti-friction bearings,

hydrostatic bearing and hydrodynamic bearing. Re-circulating ball screws. Typical elements of open and closed loop control systems. Adaptive controllers for machine tools.

Mechatronics Design process: Stages of design process – Traditional and Mechatronics design concepts – Case studies of Mechatronics systems – Pick and place Robot – Automatic car park barrier.

Course Outcomes: At the end of the course the student will be able to:

CO1: Illustrate various components of Mechatronics systems.

CO2: Assess various control systems used in automation.

CO3: Design and conduct experiments to evaluate the performance of a mechatronics system or component with

respect to specifications, as well as to analyse and interpret data.

CO4: Apply the principles of Mechatronics design to product design.

CO5: Function effectively as members of multidisciplinary teams.

Question paper pattern:

- The question paper will have ten full questions carrying equal marks.
- Each full question will be for 20 marks.
- There will be two full questions (with a maximum of four sub- questions) from each module.
- Each full question will have sub- question covering all the topics under a module.
- The students will have to answer five full questions, selecting one full question from each module.

Sl. No.	Title of the Book	Name of the Author/s	Name of the Publisher	Edition and Year
Textbook/s				
1	Mechatronics-Principles Concepts and Applications	Nitaigour Premchand Mahalik	Tata McGraw Hill	1st Edition, 2003
2	Mechatronics–Electronic Control Systems in Mechanical and Electrical Engineering,	W.Bolton	Pearson Education	1stEdition, 2005
Reference Books				
1	Mechatronics	HMT Ltd	Tata Mc Graw Hill	1st Edition, 2000 ISBN:978007 4636435
2	Mechatronics: Integrated Mechanical Electronic Systems	K.P. Ramachandran, G.K. Vijayaraghavan, M.S. Balasundaram.	Wiley India Pvt. Ltd. New Delhi	2008
3	Introduction to Mechatronics and Measurement Systems	David G. Aldatore, Michael B. Histand	McGraw-Hill Inc USA	2003
4	Introduction to Robotics: Analysis, Systems, Applications.	Saeed B. Niku,	Person Education	2006
5	Mechatronics System Design	Devdas Shetty, Richard A. kolk	Cengage publishers.	second edition

B. E. MECHANICAL ENGINEERING
Choice Based Credit System (CBCS) and Outcome Based Education (OBE)
SEMESTER – VII
Professional Elective 3

PROJECT MANAGEMENT

Course Code	**18ME745**	CIE Marks	40
Teaching Hours /Week (L:T:P)	3:0:0	SEE Marks	60
Credits	03	Exam Hours	03

Course Learning Objectives:

- To understand how to break down a complex project into manageable segments and use of effective project management tools and techniques to arrive at solution and ensure that the project meets its deliverables and is completed within budget and on schedule.
- To impart knowledge on various components, phases, and attributes of a project.
- To prepare students to plan, develop, lead, manage, and successfully implement and deliver projects within their chosen practice area.

Module-1

Introduction: Definition of project, characteristics of projects, understand projects, types of projects, scalability of project tools, project roles Project Selection and Prioritization – Strategic planning process, Strategic analysis, strategic objectives, portfolio alignment – identifying potential projects, methods of selecting projects, financial mode / scoring models to select projects, prioritizing projects, securing and negotiating projects.

Module-2

Planning Projects: Defining the project scope, Project scope checklist, Project priorities, Work Breakdown Structure (WBS), Integrating WBS with organisation, coding the WBS for the information system. Scheduling Projects: Purpose of a project schedule, historical development, how project schedules are limited and created, develop project schedules, uncertainty in project schedules, Gantt chart.

Module-3

Resourcing Projects: Abilities needed when resourcing projects, estimate resource needs, creating staffing management plant, project team composition issues, Budgeting Projects: Cost planning, cost estimating, cost budgeting, establishing cost control. Project Risk Planning: Risk Management Planning, risk identification, risk analysis, risk response planning, Project Quality Planning and Project Kick off: Development of quality concepts, project quality management plan, project quality tools, kick off project, baseline and communicate project management plan, using Microsoft Project for project baselines.

Module-4

Performing Projects: Project supply chain management: - Plan purchasing and acquisitions, plan contracting, contact types, project partnering and collaborations, project supply chain management. 28 Project Progress and Results: Project Balanced Scorecard Approach, Internal project, customer, financial issues, Finishing the project: Terminate project early, finish projects on time, secure customer feedback and approval, knowledge management, perform administrative and contract closure.

Module-5

Network Analysis: Introduction, network construction - rules, Fulkerson's rule for numbering the events, AON and AOA diagrams; Critical path method (CPM) to find the expected completion time of a project, floats; PERTfor finding expected duration of an activity and project, determining the probability of completing a project, predicting the completion time of project; crashing of simple projects.

Course Outcomes: At the end of the course the student will be able to:

CO1: Understand the selection, prioritization and initiation of individual projects and strategic role of project management.

CO2: Understand the work breakdown structure by integrating it with organization.

CO3: Understand the scheduling and uncertainty in projects.

CO4: Understand risk management planning using project quality tools.
CO5: Understand the activities like purchasing, acquisitions, contracting, partnering and collaborations related to performing projects.
CO6: Determine project progress and results through balanced scorecard approach
CO7: Draw the network diagram to calculate the duration of the project and reduce it using crashing.

Question paper pattern:

- The question paper will have ten full questions carrying equal marks.
- Each full question will be for 20 marks.
- There will be two full questions (with a maximum of four sub- questions) from each module.
- Each full question will have sub- question covering all the topics under a module.
- The students will have to answer five full questions, selecting one full question from each module.

Sl. No.	Title of the Book	Name of the Author/s	Name of the Publisher	Edition and Year
Textbook/s				
1	Project Management	Timothy J Kloppenborg	Cengage Learning	Edition 2009
2	Project Management -A systems approach to planning scheduling and controlling	Harold kerzner	CBS publication	
3	Project Management	S Choudhury	McGraw Hill Education (India) Pvt. Ltd. New Delhi	2016
Reference Books				
1	Project Management	Pennington Lawrence	Mc Graw Hill	
2	Project Management	A Moder Joseph and Phillips New Yark	Van Nostrand Reinhold	
3	Project Management,	Bhavesh M. Patal	Vikas publishing House	

B. E. MECHANICAL ENGINEERING
Choice Based Credit System (CBCS) and Outcome Based Education (OBE)
SEMESTER – VI
Professional Elective 1

ENERGY AND ENVIRONMENT

Course Code	**18ME751**	CIE Marks	40
Teaching Hours / Week (L:T:P)	3:0:0	SEE Marks	60
Credits	03	Exam Hours	03

Course Learning Objectives:

- To understand the fundamentals of energy sources, energy use, energy efficiency, and resulting environmental implications of various energy supplies.
- To introduce various aspects of environmental pollution and its control.
- To understand the causes and remedies related to social issues like global warming, ozone layer depletion, climate change etc.
- To introduce various acts related to prevention and control of pollution of water and air, forest protection act, wild life protection act etc.

Module-1

Basic Introduction to Energy: Energy and power, forms of energy, primary energy sources, energy flows, world energy production and consumption, Key energy trends in India: Demand, Electricity, Access to modern energy, Energy production and trade, Factors affecting India's energy development: Economy and demographics Policy and institutional framework, Energy prices and affordability, Social and environmental aspects, Investment.

Module-2

Energy storage systems: Thermal energy storage methods, Energy saving, Thermal energy storage systems
Energy Management: Principles of Energy Management, Energy demand estimation, Energy pricing
Energy Audit: Purpose, Methodology with respect to process Industries, Characteristic method employed in Certain Energy Intensive Industries

Module-3

Environment: Introduction, Multidisciplinary nature of environmental studies- Definition, scope and importance, Need for public awareness.
Ecosystem: Concept, Energy flow, Structure and function of an ecosystem. Food chains, food webs and ecological pyramids, Forest ecosystem, Grassland ecosystem, Desert ecosystem and Aquatic ecosystems, Ecological succession.

Module-4

Environmental Pollution: Definition, Cause, effects and control measures of - Air pollution, Water pollution, Soil pollution, Marine pollution, Noise pollution, Thermal pollution and Nuclear hazards, Solid waste Management, Disaster management Role of an individual in prevention of pollution, Pollution case studies.

Module-5

Social Issues and the Environment: Climate change, global warming, acid rain, ozone layer depletion, nuclear accidents and holocaust. Case Studies. Wasteland reclamation, Consumerism and waste products, Environment Protection Act, Air (Prevention and Control of Pollution) Act, Water (Prevention and control of Pollution) Act, Wildlife Protection Act, Forest Conservation Act, Issues involved in enforcement of environmental legislation.

Group assignments:
Assignments related to e-waste management; Municipal solid waste management; Air pollution control systems; Water treatment systems; Wastewater treatment plants; Solar heating systems; Solar power plants; Thermal power plants; Hydroelectric power plants; Biofuels; Environmental status assessments; Energy status assessments etc.

Course Outcomes: At the end of the course, the student will be able to:

CO1: Understand energy scenario, energy sources and their utilization.
CO2: Understand various methods of energy storage, energy management and economic analysis.
CO3: Analyse the awareness about environment and eco system.
CO4: Understand the environment pollution along with social issues and acts.

Question paper pattern:

- The question paper will have ten full questions carrying equal marks.
- Each full question will be for 20 marks.
- There will be two full questions (with a maximum of four sub- questions) from each module.
- Each full question will have sub- question covering all the topics under a module.
- The students will have to answer five full questions, selecting one full question from each module.

Sl. No.	Title of the Book	Name of the Author/s	Name of the Publisher	Edition and Year
Textbook/s				
1	Textbook for Environmental Studies for Undergraduate Courses of all Branches of Higher Education		University grant commission and Bharathi Vidyapeeth Institute of environment education and Research, Pune	
2	Energy Management Audit & Conservation- for Module 2	Barun Kumar De	Vrinda Publication	2nd Edition 2010
Reference Books				
1	Energy Management Hand book	Turner, W. C., Doty, S. and Truner, W. C	Fairmont Press	7th Edition 2009
2	Energy Management	Murphy, W. R	Elsevier	2007
3	Energy Management Principles	Smith, C. B	Pergamum	2007
4	Environment pollution control Engineering	C S Rao	New Age International	reprint 2015, 2nd edition
5	Environmental studies	Benny Joseph	Tata McGraw Hill	2nd edition 2008

B. E. MECHANICAL ENGINEERING
Choice Based Credit System (CBCS) and Outcome Based Education (OBE)
SEMESTER - VIII
Professional Elective-4

AUTOMOTIVE ENGINEERING

Course Code	**18ME752**	CIE Marks	40
Teaching Hours /Week (L:T:P)	3:0:0	SEE Marks	60
Credits	03	Exam Hours	03

Course Learning Objectives:

- To know layout and arrangement of principal parts of an automobile.
- To understand the working of transmission and brake systems.
- To comprehend operation and working of steering and suspension systems.
- To know the Injection system and its advancements.
- To know the automobile emissions and its effects on environment.

Module-1

ENGINE COMPONENTS AND IT'S PRINCIPLE PARTS: Spark Ignition (SI) & Compression Ignition (CI) engines, cylinder – arrangements and their relatives merits, Liners, Piston, connecting rod, crankshaft, valves, valve actuating mechanisms, valve and port timing diagrams, Types of combustion chambers for S.I.Engine and C.I.Engines, methods of a Swirl generation, engine positioning. Concept of HCCI engines, Hybrid engines, Twin spark engine, Electric car.

COOLING AND LUBRICATION: Cooling requirements, Types of cooling- Thermo siphon system, Forced circulation water cooling system, Water pump, Radiator, Significance of lubrication, Splash and Forced feed system.

Module-2

TRANSMISSION SYSTEMS: Clutch-types and construction, gear boxes- manual and automatic, gear shift mechanisms, Over drive, transfer box, fluid flywheel, torque converter, propeller shaft, slip joints, universal joints. Differential and rear axle, Hotchkiss Drive and Torque Tube Drive.

BRAKES: Types of brakes, mechanical compressed air, vacuum and hydraulic braking systems, construction and working of master and wheel cylinder, brake shoe arrangements, Disk brakes, drum brakes, Antilock – Braking systems, purpose and operation of antilock-braking system, ABS Hydraulic Unit, Rear-wheel antilock, & Numerical.

Module-3

STEERING AND SUSPENSION SYSTEMS: Steering geometry and types of steering gear box-Power Steering, Types of Front Axle, Suspension, Torsion bar suspension systems, leaf spring, coil spring, independent suspension for front wheel and rear wheel, Air suspension system.

IGNITION SYSTEM: Battery Ignition system, Magneto Ignition system, electronic Ignition system.

Module-4

SUPERCHARGERS AND TURBOCHARGERS: Naturally aspirated engines, Forced Induction, Types of superchargers, Turbocharger construction and operation, Intercooler, Turbocharger lag.

FUELS, FUEL SUPPLY SYSTEMS FOR SI AND CI ENGINES: Conventional fuels, Alternative fuels, Normal and Abnormal combustion, Cetane and Octane numbers, Fuel mixture requirements for SI engines, Types of carburetors, C.D.& C.C. carburettors, Multi point and Single point fuel injection systems, fuel transfer pumps, Fuel filters, fuel injection pumps and injectors. Electronic Injection system, Common Rail Direct Injection System.

Module-5

AUTOMOTIVE EMISSION CONTROL SYSTEMS: Different air pollutants, formation of photochemical smog and causes. Automotive emission controls, Controlling crankcase emissions, Controlling evaporative emissions, Cleaning the exhaust gas, Controlling the air-fuel mixture, Controlling the combustion process, Exhaust gas recirculation, Treating the exhaust gas, Air-injection system, Air-aspirator system, Catalytic converter.
EMISSION STANDARDS: Euro I, II, III and IV norms, Bharat Stage II, III, IV norms. Motor Vehicle Act.

Course Outcomes: At the end of the course, the student will be able to:

- Identify the different parts of an automobile and it's working.
- Understand the working of transmission and braking systems.
- Understand the working of steering and suspension systems and their applications.
- Selection and applications of various types of fuels and injection systems.
  Analyse the cause of automobile emissions, its effects on environment and methods to reduce the emissions.

Question paper pattern:

- The question paper will have ten full questions carrying equal marks.
- Each full question will be for 20 marks.
- There will be two full questions (with a maximum of four sub- questions) from each module.
- Each full question will have sub- question covering all the topics under a module.
- The students will have to answer five full questions, selecting one full question from each module.

Sl No	Title of the Book	Name of the Author/s	Name of the Publisher	Edition and Year
Textbook/s				
1	Automobile engineering Vol I and II	Kirpal Singh	Standard Publishers	12th Edition 2011
2	Automotive Mechanics	S. Srinivasan	Tata McGraw Hill	2003 2nd Edition
Reference Books				
1	Automotive Mechanics	William H Crouse & Donald L Anglin	Tata McGraw Hill Publishing Company	10th Edition 2007
2	Automotive Mechanics: Principles and Practices,	Joseph Heitner	D Van Nostrand Company, Inc	
3	Automobile Engineering	R. B. Gupta	Satya Prakashan	4thedition 1984.
4	Fundamentals of Automobile Engineering	K.K.Ramalingam	Scitech Publications (India) Pvt. Ltd	

B. E. MECHANICAL ENGINEERING
Choice Based Credit System (CBCS) and Outcome Based Education (OBE)
SEMESTER – VI
OPEN ELECTIVE B

INDUSTRIAL SAFETY

Course Code	**18ME753**	CIE Marks	40
Teaching Hours / Week (L:T:P)	3:0:0	SEE Marks	60
Credits	03	Exam Hours	03

Course Learning Objectives:

- The present course highlights the importance of general safety and its prevention.
- It enables students to understand about mechanical, electrical sand chemical safety.
- The Industrial safety course helps in motivating the students to understand the reason for fire
- Its Controlling of fire by various means are highlighted.
- Importance of chemical safety, labelling of chemicals, hand signals during forklift operations in industrial and aerodromes will help in to understand and apply the techniques in practical field.
- A visit to campus, various labs, workshops, local industries and fire stations helps in analyzing the importance of safety and corrective measures through case studies.

Module-1

Terms used: accident, safety, hazard, safe, safety devices, safety guard, security, precaution, caution, appliance, slip, trip, fall. Ladders and scaffolding. Unsafe acts, reason for accidents, MSDS (material safety data sheet), computer Aided Hazard Analysis, International acts and standards OSHA, WHO. Environment act, control and abatement of environmental pollution-Biomedical waste. Lockout and tag out procedures. Safe material handling and storage. Risk analysis quantification.

Case studies: Student should identify the unsafe acts near their surroundings like housekeeping, lab as well as industrial layouts, road safety, campus layout, safety signs.

Module-2

Introduction, toxicity of products of combustion – vapour clouds – flash fire – jet fires – pool fires – auto-ignition, sources of ignition . Class A, B, C, D and E fire. Fire triangle, Fire extinguishers, Fire hazard and analysis, prevention of fire. Fire protection and loss prevention, steps after occurrence of fire. notice-first aid for burns, Portable fire extinguishers. Fire detection, fire alarm and firefighting systems. Safety sign boards, instruction on portable fire extinguishers. Case studies: demonstration of fire extinguishers, visit to local fire fighting stations. Visit to fire accident sites to analyze the cause of fire and its prevention for future.

Module-3

PPE, safety guards, Mechanical hazards, workplace hazards, Forklift hazard control Safety while working with machine tools like lathe, drill press, power and band saws, grinding machines. Safety during welding, forging and pressing. Safety while handling Material, compressed gas cylinders, corrosive substance, waste drum and containers.

Case studies: Visit to machine shop, workshops, foundry lab and local industries to record the practical observation and report the same with relevant figures and comments.

Module-4

Introduction to electrical safety, Indian standards on electrical safety, Electric hazards, effect of electric current on human body, causes of electrical accidents, prevention of electric accidents, PPE used. Protection systems: Fuse, circuit breakers and overload relays – protection against over voltage and under voltage. Electric shock. Primary and secondary electric shocks, AC and DC current shocks. Safety precautions against shocks. Safety precautions in small and residential building installations. Safety procedures in electric plant.

Case studies: To visit electrical sub stations, local distribution systems, observe and share the experience and report.

Module-5

Introduction to Chemical safety, Labelling of chemicals, acid hoods. Handling of acids, eye washers and showers. Safety thinking, accident investigation, safety policy of the company, safety, loss prevention and control, check list for LPG installations, safety precautions using CNG, fire prevention and safety audit, confined space entry, risk assessment.

Case studies: To visit chemical laboratory of the college and other chemical industries like LPG , CNG facilities and report.

Course Outcomes: At the end of the course, the student will be able to:

CO1: Understand the basic safety terms and international standards.

CO2: Identify the hazards and risk analysis around the work environment and industries.

CO3: Use the safe measures while performing work in and around the work area of the available laboratories. Able to recognize the sign boards and its application

CO4: Recognise the types of fires extinguishers and to demonstrate the portable extinguishers used for different classes of fires.

CO5: Report the case studies by sharing experience of the employees working in housekeeping, laboratories like workshops, electrical labs, machine shops, electronics and computer laboratories.

CO6: Recognise the chemical and electrical hazards for its prevention and control.

Question paper pattern:

- The question paper will have ten full questions carrying equal marks.
- Each full question will be for 20 marks.
- There will be two full questions (with a maximum of four sub- questions) from each module.
- Each full question will have sub- question covering all the topics under a module.
- The students will have to answer five full questions, selecting one full question from each module.

Sl. No.	Title of the Book	Name of the Author/s	Name of the Publisher	Edition and Year
Textbook/s				
1	Industrial Safety and Management	L M Deshmukh	McGraw Hill Education (India) private Limited	ISBN-13: 978-0-07-061768-1
2	Fire Prevention Hand Book	Derek, James	Butter Worth's and Company, London	1986
3	Electrical Safety, fire safety and safety management	S.Rao, R K Jain and Saluja	Khanna Publishers	ISBN: 978-81-7409-306-6
4	Industrial health and safety management	A.M.Sarma	Himalya publishing house	
5	Chemical process Industrial safety	K S N Raju	McGraw Hill Education (India) private Limited.	ISBN-13: 978-93-329-0278-7
6	Environmental engineering	Gerard Kiely	McGraw Hill Education (India) private Limited	ISBN-13: 978-0-07-063429-9
Reference Books				
1	The Environment Act (Protection) 1986	Commercial Law Publishers (India) Pvt. Ltd. New Delhi.		
2	Water (Prevention and control of pollution) act 1974	Commercial Law publishers (India)		

		Pvt. Ltd., New Delhi.		
• To visit respective Institution: stores, office, housekeeping area, laboratories. • To visit local industries, workshops, district firefighting system facility and local electrical power stations.				

B. E. MECHANICAL ENGINEERING
Choice Based Credit System (CBCS) and Outcome Based Education (OBE)
SEMESTER – VI
OPEN ELECTIVE B

OPTIMISATION TECHNIQUES

Course Code	**18ME754**	CIE Marks	40
Teaching Hours / Week (L:T:P)	3:0:0	SEE Marks	60
Credits	03	Exam Hours	03

Course Learning Objectives:

- To expose the students to techniques to optimize complex engineering problems.
- To introduce non-linear programming techniques.
- To introduce the Integer programming method.

Module-1

Introduction: Statement of optimisation problem, Design vector, Design constraints, Objective function, Classification of optimisation problems based on :constraints, nature of design variables, nature of the equations involved

Single variable optimisation: Necessary and sufficient conditions, Multivariable optimization with no constraints: Necessary and sufficient conditions, Semi definite case, Saddle point, Multi variable optimization with equality constraints, Solution by direct substitution, Lagrange Multipliers, Interpretation of Lagrange multipliers, Multivariable optimization with inequality constraints: Khun Tucker conditions(concept only).

Module-2

Nonlinear Programming: One-Dimensional Minimization Methods**,** Introduction, Unimodal Function, Elimination methods: unrestricted search, fixed step size, accelerated step size, Exhaustive search: dichotomous search, interval halving method, Fibonacci method, golden section method, Interpolation methods: Quadratic and cubic interpolation method, direct root method, Newton method, Quasi-Newton method, secant method.

Module-3

Nonlinear Programming: One-Dimensional Minimization Methods**,** Introduction, Unimodal Function, Elimination methods: unrestricted search, fixed step size, accelerated step size, Exhaustive search: dichotomous search, interval halving method, Fibonacci method, golden section method, Interpolation methods: Quadratic and cubic interpolation method, direct root method, Newton method, Quasi-Newton method, secant method.

Module-4

Nonlinear Programming: Indirect Search (Descent) Methods: Gradient of a function, Steepest decent method, Fletcher Reeves method, Newton's method, Davidson-Fletcher-Powell method.

Module-5

Integer Programming: Introduction, Graphical representation, Gomory's cutting plane method: concept of a cutting plane, Gomory's method for all-integer programming problems, Bala's algorithm for zero–one programming, Branch-and-Bound Method.

Course Outcomes: At the end of the course, the student will be able to:

CO1: Define and use optimization terminology, concepts, and understand how to classify an optimization problem.

CO2: Understand how to classify an optimization problem.

CO3: Apply the mathematical concepts formulate the problem of the systems.

CO4: Analyse the problems for optimal solution using the algorithms.

CO5: Interpret the optimum solution.

Question paper pattern:

- The question paper will have ten full questions carrying equal marks.
- Each full question will be for 20 marks.

- There will be two full questions (with a maximum of four sub- questions) from each module.
- Each full question will have sub- question covering all the topics under a module.
- The students will have to answer five full questions, selecting one full question from each module.
- Each full question will have sub- question covering all the topics under a module.
- The students will have to answer five full questions, selecting one full question from each module.

Sl. No.	Title of the Book	Name of the Author/s	Name of the Publisher	Edition and Year
Textbook/s				
1	Engineering Optimization Theory and Practice	S. S. Rao	John Wiley & Sons	Fourth Edition 2009
2	Optimisation Concepts and Applications in Engineering	A. D. Belegundu, T.R. Chanrupatla,	Cambridge University Press	2011
Reference Books				
1	Engineering Optimization: Methods and Applications	Ravindran, K. M. Ragsdell, and G. V. Reklaitis	Wiley, New York	2nd ed. 2006

B. E. MECHANICAL ENGINEERING
Choice Based Credit System (CBCS) and Outcome Based Education (OBE)
SEMESTER - VII

COMPUTRE AIDED MANUFACTURING LAB

Course Code	**18MEL76**	CIE Marks	40
Teaching Hours /Week (L:T:P)	0:2:2	SEE Marks	60
Credits	02	Exam Hours	03

Course Learning Objectives:

- To expose the students to the techniques of CNC programming and cutting tool path generation through CNC simulation software by using G-Codes and M-codes.
- To educate the students on the usage of CAM packages.
- To make the students understand the importance of automation in industries through exposure to FMS, Robotics, and Hydraulics and Pneumatics.

Sl. No.	Experiments
	PART - A
1	**Manual CNC part programming** using ISO Format G/M codesfor 2 turning and 2 milling parts. Selection and assignment of tools, correction of syntax and logical errors, and verification of tool pathusing CNC program verification software.
	PART - B
2	**CNC part programming using CAM packages**. Simulation of Turning, Drilling, Milling operations. 3 typical simulations to be carried out using simulation packages like: **CademCAMLab-Pro, Master-CAM.** Program generation using software. Optimize spindle power, torque utilization, and cycle time. Generation and printing of shop documents like process and cycle time sheets, tool list, and tool layouts. Cut the part in single block and auto mode and measure the virtual part on screen. **Post processingof CNC programs** for standard CNC control systems like **FANUC, SINUMERIC and MISTUBISHI.**
	PART - C
3	**(Only for Demo/Viva voce)** **FMS (Flexible Manufacturing System)**: Programming of Automatic storage and Retrieval system (ASRS) and linear shuttle conveyor Interfacing CNC lathe, milling with loading unloading arm and ASRS to be carried out on simple components. **Robot programming:** Using Teach Pendent & Offline programming to perform pick and place, stacking of objects (2 programs). **Pneumatics and Hydraulics, Electro-Pneumatics:** 3 typical experiments on Basics of these topics to be conducted.

Conduct of Practical Examination:

1. All laboratory experiments are to be included for practical examination.
2. Breakup of marks and the instructions printed on the cover page of answer script to be strictly adhered by the examiners.
3. Students can pick one experiment from the questions lot prepared by the examiners.

Scheme of Examination:

One question from Part A: 40 marks

One question from Part B: 40 Marks

Viva voce: 20 Marks

Total: 100 Marks

B. E. MECHANICAL ENGINEERING
Choice Based Credit System (CBCS) and Outcome Based Education (OBE)
SEMESTER - VII

DESIGN LAB

Course Code	**18MEL77**	CIE Marks	40
Teaching Hours /Week (L:T:P)	0:2:2	SEE Marks	60
Credits	02	Exam Hours	03

Course Learning Objectives:

- To understand the concepts of natural frequency, logarithmic decrement, damping and damping ratio.
- To understand the techniques of balancing of rotating masses.
- To verify the concept of the critical speed of a rotating shaft.
- To illustrate the concept of stress concentration using Photo elasticity.
- To appreciate the equilibrium speed, sensitiveness, power and effort of a Governor.
- To illustrate the principles of pressure development in an oil film of a hydrodynamic journal bearing.

Sl. No.	Experiments
	PART - A
1	Determination of natural frequency, logarithmic decrement, damping ratio and damping coefficient in a single degree of freedom vibrating systems (longitudinal and torsional).
2	Balancing of rotating masses
3	Determination of critical speed of a rotating shaft
4	Determination of equilibrium speed, sensitiveness, power and effort of Porter/Proell /Hartnel Governor.
	PART - B
5	Determination of Fringe constant of Photo-elastic material using. a) Circular disc subjected to diametral compression. b) Pure bending specimen (four-point bending.
6	Determination of stress concentration using Photo-elasticity for simple components like plate with a hole under tension or bending, circular disk with circular hole under compression, 2D Crane hook
7	Determination of Pressure distribution in Journal bearing
8	Determination of Principal Stresses and strains in a member subjected to combined loading using Strain
9	Determination of stresses in Curved beam using strain gauge.

Course Outcomes: At the end of the course, the student will be able to:

CO1: Compute the natural frequency of the free and forced vibration of single degree freedom systems, critical speed of shafts.

CO2: Carry out balancing of rotating masses.

CO3: Analyse the governor characteristics.

CO4: Determine stresses in disk, beams, plates and hook using photo elastic bench.

CO5: Determination of Pressure distribution in Journal bearing

CO6: Analyse the stress and strains using strain gauges in compression and bending test and stress distribution in curved beams.

Conduct of Practical Examination:

1. All laboratory experiments are to be included for practical examination.
2. Breakup of marks and the instructions printed on the cover page of answer script to be strictly adhered by the examiners.
3. Students can pick one experiment from the questions lot prepared by the examiners

Scheme of Examination:
One question from Part A: 40 marks
One question from Part B: 40 Marks
Viva voce: 20 Marks
Total: 100 Marks

B. E. MECHANICAL ENGINEERING
Choice Based Credit System (CBCS) and Outcome Based Education (OBE)
SEMESTER - VIII

ENERGY ENGINEERING

Course Code	**18ME81**	CIE Marks	40
Teaching Hours /Week (L:T:P)	3:0:0	SEE Marks	60
Credits	03	Exam Hours	03

Course Learning Objectives:

- Understand energy scenario, energy sources and their utilization
- Learn about energy conversion methods
- Study the principles of renewable energy conversion systems.

Module-1

STEAM GENERATORS Coal and ash handling, Generation of steam using forced circulation, high and supercritical pressures, LaMount, Benson, Velox, Loeffer, Schmidt steam generators, Cooling towers and Ponds, Accessories such as Superheaters, De-superheater, Economizers, Air preheaters.

Module-2

Solar Energy: Introduction, Solar radiation at the earth's surface, Solar radiation measurements, Flat plate collectors, Focussing collectors, Solar pond, Solar electric power generation-Solar photovoltaics.
Biomass Energy: Photosynthesis, photosynthetic oxygen production, energy plantation. Bio Chemical Route: Biogas production from organic wastes by anaerobic fermentation, Bio gas plants-KVIC, Janta, Deenbhandu models, factors affecting bio gas generation. Thermal gasification of biomass, updraft and downdraft

Module-3

Geothermal Energy: Forms of geothermal energy, Dry steam, wet steam, hot dry rock and magmatic chamber systems.
Tidal Energy: Tidal power, Site selection, Single basin and double basin systems, Advantages and disadvantages of tidal energy.
Wind Energy: Wind energy-Advantages and limitations, wind velocity and wind power, Basic components of wind energy conversion systems, horizontal and vertical axis wind mills, coefficient of performance of a wind mill rotor, Applications of wind energy.

Module-4

Hydroelectric plants: Advantages & disadvantages of water power, Hydrographs and flow duration curves-numericals, Storage and pondage, General layout of hydel power plants- components such as Penstock, surge tanks, spill way and draft tube and their applications, pumped storage plants, Detailed classification of hydroelectric plants, water hammer.
Ocean Thermal Energy: Ocean thermal energy conversion, Principle and working of Rankine cycle, Problems associated with OTEC.

Module-5

NUCLEAR ENERGY Principles of release of nuclear energy-Fusion and fission reactions. Nuclear fuels used in the reactors, Chain reaction, Moderation, breeding, Multiplication and thermal utilization factors. General components of a nuclear reactor and materials, Brief description-Pressurized water reactor, Boiling water reactor, Sodium graphite reactor, Fast Breeder reactor, Homogeneous graphite reactor and gas cooled reactor, Radiation hazards, Shielding, Nuclear waste, Radioactive waste disposal.

Course Outcomes: At the end of the course the student will be able to:
CO1: Understand the construction and working of steam generators and their accessories.

CO2: Identify renewable energy sources and their utilization.

CO3: Understand principles of energy conversion from alternate sources including wind, geothermal, ocean, biomass, nuclear, hydel and tidal.

Question paper pattern:

- The question paper will have ten full questions carrying equal marks.
- Each full question will be for 20 marks.
- There will be two full questions (with a maximum of four sub- questions) from each module.
- Each full question will have sub- question covering all the topics under a module.
- The students will have to answer five full questions, selecting one full question from each module.

Sl No	Title of the Book	Name of the Author/s	Name of the Publisher	Edition and Year
Textbook/s				
1	Power Plant Engineering	P. K. Nag	Tata McGraw Hill Education Private Limited, New Delhi	Third Edition, 2012.
2	Power Plant Engineering	Arora and Domkundwar	Dhanpat Rai & Co. (P) Ltd.	Sixth Edition, 2012.
3	Non-conventional Sources of Energy	G.D.Rai	Khanna Publishers, New Delhi	Fifth Edition, 2015.
4	Non-conventional energy resources	B H Khan	McGraw Hill Education	3rd Edition
Reference Books				
1	Power Plant Engineering	R. K. Rajput	Laxmi publication New Delhi	
2	Principles of Energy conversion	A. W. Culp Jr	McGraw Hill	1996
3	Power Plant Technology	M.M. EL-Wakil	McGraw Hill International	1994
4	Solar Energy: principles of Thermal Collection and Storage	S.P. Sukhatme	Tata McGraw-Hill	1984

B. E. MECHANICAL ENGINEERING
Choice Based Credit System (CBCS) and Outcome Based Education (OBE)
SEMESTER - VIII
Professional Elective-4

CNC MACHINE TOOLS

Course Code	**18ME821**	CIE Marks	40
Teaching Hours /Week (L:T:P)	3:0:0	SEE Marks	60
Credits	03	Exam Hours	03

Course Learning Objectives:

- To understand fundamentals of the CNC technology.
- To get exposed to constructional features of CNC machine tools.
- To know the concepts of CNC machine tool drives and feedback systems.
- To understand the programming methods in CNC machines.
- To understand the cutting tools used, and work holding devices on CNC machine tools.

Module-1

INTRODUCTION TO CNC MACHINE TOOLS: Evolution of CNC Technology, principles, features, advantages, applications, CNC and DNC concept, classification of CNC Machines – turning centre, machining centre, grinding machine, EDM, types of control systems, CNC controllers, characteristics, interpolators– Computer Aided Inspection.

Module-2

STRUCTURE OF CNC MACHINE TOOL: CNC Machine building, structural details, configuration and design, guide ways – Friction, Anti friction and other types of guide ways, elements used to convert the rotary motion to a linear motion – Screw and nut, recirculating ball screw, planetary roller screw, recirculating roller screw, rack and pinion, spindle assembly, torque transmission elements – gears, timing belts, flexible couplings, Bearings.

Module-3

DRIVES AND CONTROLS: Spindle drives – DC shunt motor, 3 phase AC induction motor, feed drives –stepper motor, servo principle, DC and AC servomotors, Open loop and closed loop control, Axis measuring system – synchro, synchro-resolver, gratings, moiré fringe gratings, encoders, inductosysn, laser interferometer.

Module-4

CNC PROGRAMMING: Coordinate system, structure of a part program, G & M Codes, tool length compensation, cutter radius and tool nose radius compensation, do loops, subroutines, canned cycles, mirror image, parametric programming, machining cycles, manual part programming for machining centre and turning centre.

Computer Aided CNC Part Programming: Need for computer aided part programming, Tools for computer aided part programming, APT, CAD/CAM based part programming for well-known controllers such as Fanuc, Heidenhain, Sinumerik etc., and generation of CNC codes from CAM packages.

Module-5

TOOLING AND WORK HOLDING DEVICES: Introduction to cutting tool materials – Carbides, Ceramics, CBN, PCD–inserts classification, qualified, semi qualified and pre-set tooling, tooling system for Machining centre and Turning centre, work holding devices for rotating and fixed work parts, modular fixtures, economics of CNC, maintenance of CNC machines.

Course Outcomes: At the end of the course the student will be able to:

CO1: Understand evolution, classification and principles of CNC machine tools.

CO2: Learn constructional details of CNC machine tools, selection of standard components used for CNC machine tools for accuracy and productivity enhancement.

CO3: Select drives and positional transducers for CNC machine tools.

CO4: Apply CNC programing concepts of for two axis turning centers and three axis vertical milling centers to generate programs different components.

CO5: Generate CNC programs for popular CNC controllers.

CO6: Analyse and select tooling and work holding devices for different components to be machined on CNC machine tools.

Question paper pattern:

- The question paper will have ten full questions carrying equal marks.
- Each full question will be for 20 marks.
- There will be two full questions (with a maximum of four sub- questions) from each module.
- Each full question will have sub- question covering all the topics under a module.
- The students will have to answer five full questions, selecting one full question from each module.

Sl No	Title of the Book	Name of the Author/s	Name of the Publisher	Edition and Year
Textbook/s				
1	Mechatronics	HMT	Tata McGraw-Hill Publishing Company Limited, New Delhi	2005
2	Computer Control of Manufacturing systems	Koren Y	McGraw Hill	1986
3	Computer Numerical Control Machines	Radhakrishnan P	New Central Book Agency	2002
Reference Books				
1	CNC Machining Hand Book	James Madison	Industrial Press Inc	1996
2	Programming of CNC Machines	Ken Evans, John Polywka& Stanley Gabrel	Industrial Press Inc, New York	Second Edition2002
3	CNC Programming Hand book	Peter Smid	Industrial Press Inc	2000
4	CAD/CAM	Rao P.N.	Tata McGraw-Hill Publishing Company Limited	2002
5	Computer Numerical Control	Warren S. Seames	Thomson Delmar	Fourth Edition 2002

B. E. MECHANICAL ENGINEERING
Choice Based Credit System (CBCS) and Outcome Based Education (OBE)
SEMESTER - VIII
Professional Elective-4

TRIBOLOGY

Course Code	**18ME822**	CIE Marks	40
Teaching Hours /Week (L:T:P)	3:0:0	SEE Marks	60
Credits	03	Exam Hours	03

Course Learning Objectives:

- To educate the students on the importance of friction, the related theories/laws of sliding and rolling friction and the effect of viscosity of lubricants.
- To expose the students to the consequences of wear, wear mechanisms, wear theories and analysis of wear problems.
- To make the students understand the principles of lubrication, lubrication regimes, theories of hydrodynamic and the advanced lubrication techniques.
- To expose the students to the factors influencing the selection of bearing materials for different sliding applications.
- To introduce the concepts of surface engineering and its importance in tribology.

Module-1

Introduction to tribology: Historical background, practical importance, and subsequent use in the field.
Lubricants: Types and specific field of applications. Properties of lubricants, viscosity, its measurement, effect of temperature and pressure on viscosity, lubrication types, standard grades of lubricants, and selection of lubricants.

Module-2

Friction: Origin, friction theories, measurement methods, friction of metals and non-metals.
Wear: Classification and mechanisms of wear, delamination theory, debris analysis, testing methods and standards. Related case studies.

Module-3

Hydrodynamic journal bearings: Friction forces and power loss in a lightly loaded journal bearing, Petroff's equation, mechanism of pressure development in an oil film, and Reynold's equation in 2D.
Introduction to idealized journal bearing, load carrying capacity, condition for equilibrium, Sommerfeld's number and it's significance; partial bearings, end leakages in journal bearing, numerical examples.

Module-4

Plane slider bearings with fixed/pivoted shoe: Pressure distribution, Load carrying capacity, coefficient of friction, frictional resistance in a fixed/pivoted shoe bearing, center of pressure, numerical examples.
Hydrostatic Lubrication: Introduction to hydrostatic lubrication, hydrostatic step bearings, load carrying capacity and oil flow through the hydrostatic step bearing, numerical examples. Introduction to Hydrostatic journal bearings.

Module-5

Bearing Materials: Commonly used bearings materials, and properties of typical bearing materials. Advantages and disadvantages of bearing materials.
Introduction to Surface engineering: Concept and scope of surface engineering.
Surface modification – transformation hardening, surface melting, thermo chemical processes.
Surface Coating – plating, fusion processes, vapor phase processes. Selection of coating for wear and corrosion resistance.

Course Outcomes: At the end of the course, the student will be able to:
CO1: Understand the fundamentals of tribology and associated parameters.
CO2: Apply concepts of tribology for the performance analysis and design of components experiencing relative

motion.

CO3: Analyse the requirements and design hydrodynamic journal and plane slider bearings for a given application.

CO4: Select proper bearing materials and lubricants for a given tribological application.

CO5: Apply the principles of surface engineering for different applications of tribology.

Question paper pattern:

- The question paper will have ten full questions carrying equal marks.
- Each full question will be for 20 marks.
- There will be two full questions (with a maximum of four sub- questions) from each module.
- Each full question will have sub- question covering all the topics under a module.
- The students will have to answer five full questions, selecting one full question from each module.

Sl No	Title of the Book	Name of the Author/s	Name of the Publisher	Edition and Year
Textbook/s				
1	Introduction to Tribology	B. Bhushan	John Wiley & Sons, Inc., New York	2002
2	Engineering Tribology	Prasanta Sahoo	PHI Learning Private Ltd, New Delhi	2011
3	Engineering Tribology	J. A. Williams	Oxford Univ. Press	2005
Reference Books				
1	Introduction to Tribology in bearings	B. C. Majumdar	Wheeler Publishing	
2	Engineering Tribology	G. W. Stachowiak and A. W. Batchelor	Butterworth-Heinemann	1992
3	Friction and Wear of Materials	Ernest Rabinowicz	John Wiley &Sons	1995
4	Basic Lubrication Theory	A. Cameron	Ellis Hardwoods Ltd., UK	
5	Handbook of tribology: materials, coatings and surface treatments	B.Bhushan, B.K. Gupta	McGraw-Hill	1997

B. E. MECHANICAL ENGINEERING
Choice Based Credit System (CBCS) and Outcome Based Education (OBE)
SEMESTER - VIII
Professional Elective-4

NON-DESTRUCTIVE TESTINGAND EVALUATION

Course Code	**18ME823**	CIE Marks	40
Teaching Hours /Week (L:T:P)	3:0:0	SEE Marks	60
Credits	03	Exam Hours	03

Course Learning Objectives:

- To introduce the basic principles, techniques, equipment, applications and limitations of Non-Destructive Testing (NDT) methods such as Visual, Penetrant Testing, Magnetic Particle Testing, Ultrasonic Testing, Radiography, Eddy Current.
- To enable selection of appropriate NDT methods.
- To identify advantages and limitations of NDT methods
- To make aware the developments and future trends in NDT.

Module-1

OVERVIEW OF NDT: NDT Versus Mechanical testing, Overview of the Non-Destructive Testing Methods for the detection of manufacturing defects as well as material characterisation. Relative merits and limitations, Various physical characteristics of materials and their applications in NDT. Visual inspection – Unaided and aided.

Module-2

SURFACE NDT METHODS: Liquid Penetrant Testing – Principles, types and properties of liquid penetrants, developers, advantages and limitations of various methods, Testing Procedure, Interpretation of results. Magnetic Particle Testing- Theory of magnetism, inspection materials, magnetization methods, Interpretation and evaluation of test indications, Principles and methods of demagnetization, Residual magnetism.

Module-3

THERMOGRAPHY AND EDDY CURRENT TESTING (ET): Thermography- Principles, Contact and non -contact inspection methods, Techniques for applying liquid crystals, Advantages and limitation – infrared radiation and infrared detectors, Instrumentations and methods, applications. Eddy Current Testing-Generation of eddy currents, Properties of eddy currents, Eddy current sensing elements, Probes, Instrumentation, Types of arrangement, Applications, advantages, Limitations, Interpretation/Evaluation.

Module-4

ULTRASONIC TESTING (UT) AND ACOUSTIC EMISSION (AE):
Ultrasonic Testing-Principle, Transducers, transmission and pulse-echo method, straight beam and angle beam, instrumentation, data representation, A/Scan, B-scan, C-scan. Phased Array Ultrasound, Time of Flight Diffraction. Acoustic Emission Technique –Principle, AE parameters, Applications.

Module-5

RADIOGRAPHY (RT): Principle, interaction of X-Ray with matter, imaging, film and film less techniques, types and use of filters and screens, geometric factors, Inverse square, law, characteristics of films – graininess, density, speed, contrast, characteristic curves, Penetrameters, Exposure charts, Radiographic equivalence. Fluoroscopy- Xero-Radiography, Computed Radiography, Computed Tomography.

Course Outcomes: At the end of the course the student will be able to:

CO1: Classify various 144on-destructive testing methods.

CO2: Check different metals and alloys by visual inspection method.

CO3: Explain and perform non-destructive tests like: Liquid penetrant test, Magnetic particle test, Ultrasonic test, X- ray and Gamma ray radiography, Leak Test, Eddy current test.

CO4: Identify defects using relevant NDT methods.

CO5: Differentiate various defect types and select the appropriate NDT methods for betterevaluation.

CO6: Document the testing and evaluation of the results.

Question paper pattern:

- The question paper will have ten full questions carrying equal marks.
- Each full question will be for 20 marks.
- There will be two full questions (with a maximum of four sub- questions) from each module.
- Each full question will have sub- question covering all the topics under a module.
- The students will have to answer five full questions, selecting one full question from each module.

Sl No	Title of the Book	Name of the Author/s	Name of the Publisher	Edition and Year
Textbook/s				
1	Practical Non-Destructive Testing	Baldev Raj, T.Jayakumar, M.Thavasimuthu	Narosa Publishing House	2009
2	Non-Destructive Testing Techniques	Ravi Prakash	New Age International Publishers	1st revised edition2010
Reference Books				
1	ASM Metals Handbook,"Non-Destructive Evaluation and Quality Control", Volume-17	American Society of Metals,	Metals Park, Ohio, USA,	2000
2	Introduction to Non-destructive testing: a training guide	Paul E Mix,	Wiley	2nd Edition New Jersey, 2005
3	Handbook of Nondestructive evaluation	Charles, J. Hellier	McGraw Hill, New York	2001

ASNT, American Society for Non Destructive Testing, Columbus, Ohio, NDT Handbook,Vol. 1, Leak Testing, Vol. 2, Liquid Penetrant Testing, Vol. 3, Infrared and Thermal Testing Vol. 4, Radiographic Testing, Vol. 5, Electromagnetic Testing, Vol. 6, Acoustic Emission Testing, Vol. 7, Ultrasonic Testing.

B.E, VIII Semester, Mechanical Engineering
Choice Based Credit System (CBCS) and Outcome Based Education (OBE)
(Effective from the academic year 2018-19)

Professional Elective-IV
AUTOMOBILE ENGINEERING

Course Code	**18ME824**	CIE Marks	40
Teaching Hours /Week (L:T:P)	3:0:0	SEE Marks	60
Credits	03	Exam Hours	03

Course Learning Objectives:

- The layout and arrangement of principal parts of an automobile
- The working of transmission and brake systems
- The operation and working of steering and suspension systems
- To know the Injection system and its advancements
- To know the automobile emissions and its effects on environment

Module - 1

ENGINE COMPONENTS AND IT'S PRINCIPLE PARTS: Spark Ignition (SI) & Compression Ignition (CI) engines, cylinder – arrangements and their relatives merits, Liners, Piston, connecting rod, crankshaft, valves, valve actuating mechanisms, valve and port timing diagrams, Types of combustion chambers for S.I.Engine and C.I.Engines, methods of a Swirl generation, choice of materials for different engine components, engine positioning. Concept of HCCI engines, hybrid engines, twin spark engine, electric car. **COOLING AND LUBRICATION**: cooling requirements, types of cooling- thermo siphon system, forced circulation water cooling system, water pump, Radiator, thermostat valves. Significance of lubrication, splash and forced feed system.

Module - 2

TRANSMISSION SYSTEMS: Clutch-types and construction, gear boxes- manual and automatic, gear shift mechanisms, over drive, transfer box, fluid flywheel, torque converter, propeller shaft, slip joints, universal joints,Differential and rear axle, Hotchkiss Drive and Torque Tube Drive. BRAKES: Types of brakes, mechanical compressed air, vacuum and hydraulic braking systems, construction and working of master and wheel cylinder, brake shoe arrangements, Disk brakes, drum brakes, Antilock –Braking systems, purpose and operation of antilock-braking system, ABS Hydraulic Unit, Rear-wheel antilock & Numerical

Module - 3

STEERING AND SUSPENSION SYSTEMS: Steering geometry and types of steering gear box-Power Steering, Types of Front Axle, Suspension, Torsion bar suspension systems, leaf spring, coil spring, independent suspension for front wheel and rear wheel, Air suspension system. IGNITION SYSTEM: Battery Ignition system, Magneto Ignition system, electronic Ignition system

Module - 4

SUPERCHARGERS AND TURBOCHARGERS: Naturally aspirated engines, Forced Induction, Types of superchargers, Turbocharger construction and operation, Intercooler, Turbocharger lag.
FUELS, FUEL SUPPLY SYSTEMS FOR SI AND CI ENGINES: Conventional fuels, alternative fuels,

normal and abnormal combustion, cetane and octane numbers, Fuel mixture requirements for SI engines, types of carburetors, C.D.& C.C. carburetors, multi point and single point fuel injection systems, fuel transfer pumps, Fuel filters, fuel injection pumps and injectors. Electronic Injection system, Common Rail Direct Injection System

Module - 5

AUTOMOTIVE EMISSION CONTROL SYSTEMS: Different air pollutants, formation of photochemical smog and causes. Automotive emission controls, controlling crankcase emissions, controlling evaporative emissions, Cleaning the exhaust gas, Controlling the air-fuel mixture, Controlling the combustion process, Exhaust gas recirculation, Treating the exhaust gas, Air-injection system, Air-aspirator system, Catalytic converter.

EMISSION STANDARDS: Euro I, II, III and IV norms, Bharat Stage II, III, IV norms. Motor Vehicle Act

Course Outcomes:

- To identify the different parts of an automobile and it's working
- To understand the working of transmission and braking systems
- To comprehend the working of steering and suspension systems
- To learn various types of fuels and injection systems
- To know the cause of automobile emissions, its effects on environment and methods to reduce the emissions.

TEXT BOOKS:

1. Automobile engineering, Kirpal Singh, Vol I and II (12th Edition) Standard Publishers 2011
2. Automotive Mechanics, S. Srinivasan, (2nd Edition) Tata McGraw Hill 2003.

REFERENCE BOOKS

1. Automotive mechanics, William H Crouse & Donald L Anglin (10th Edition) Tata McGraw Hill Publishing Company Ltd., 2007.
2. Automotive mechanics: Principles and Practices, Joseph Heitner, D Van Nostrand Company, Inc
3. Fundamentals of Automobile Engineering, K.K.Ramalingam, Scitech Publications (India) Pvt. Ltd.
4. Automobile Engineering, R. B. Gupta, SatyaPrakashan,(4th Edition) 1984.

B. E. MECHANICAL ENGINEERING
Choice Based Credit System (CBCS) and Outcome Based Education (OBE)
SEMESTER - VIII
Professional Elective-4

TOOL DESIGN

Course Code	**18ME825**	CIE Marks	40
Teaching Hours /Week (L:T:P)	3:0:0	SEE Marks	60
Credits	03	Exam Hours	03

Course Learning Objectives:

- To develop capability to design and select single point and multipoint cutting tools for various machining operations.
- Exposure to variety of locating and clamping methods available.
- To enable the students to design jigs and fixtures for simple components.
- To expose the students to the design/selection procedure of press tools and die casting dies**.**

Module-1

Introduction to tool design: Tooling, requirements of a tool designer, general tool design procedure, tool engineering functions and its importance to enhance productivity and quality.
Review of cutting tool materials. Tool angles and signature, Carbide inserts grades - ISO designation and applications, tool holders for turning-ISO designation. Solid type tool, brazed tip tool, throwaway indexable insert types, coated carbides and chip breakers.
Design of single point cutting tools: Design of shank dimensions using strength and rigidity considerations for rectangular, square and round cross section and selection of tool geometry.

Module-2

Design of Multi Point Cutting Tools: Types of drills, Drill bit design - elements like back taper, web thickness, land width, margin, flute length and cross section and selection of tool geometry. Re-sharpening of drill bit.
Tool holders for milling, different tapers used for mounting tool holders in milling, ISO designation. Tool mounting systems.
Design of milling cutters: Design of elements like number of teeth and height, circular pitch, body thickness, chamfer width, fillet radius and selection of tool geometry. Profile sharpened and form relieved milling cutters. Re-sharpening of side and face milling cutter and end mill.

Module-3

Jigs and Fixtures: Functions and differences between jigs and fixtures, advantages in mass production, design principles, economics of jigs and fixtures.
Location: 3-2-1 Principle of location, different types of locating elements.
Clamping: Principles of clamping, types of clamping devices, and power clamping.
Drill bushes;
Drill jigs: Different types, exercises of designing jigs for simple components.
Fixture Design: Turning fixtures, milling fixtures, grinding fixtures, fixturing for CNC machining centers, and modular fixtures. Design exercises on fixtures for turning and milling for simple components

Module-4

Press tools: Classification and working of power presses. Concept and calculations of press tonnage and shut height of a press, components of a simple die, press tool operation, die accessories, shearing action in punch & die, clearance, shear on punch and die, Centre of pressure, and strip layout.
Simple, progressive, compound, combination and inverted dies. Design problems on blanking and piercing dies for simple components.
Bending dies – Introduction, bend allowance, spring back, edge bending die design.

Module-5

Drawing dies – Single action, double action and triple action dies, factors affecting drawing and drawing die design. Design of drawing dies for simple components.

Die casting: Die casting alloys, terminology- core, cavity, sprue, slug, fixed and movable cores, finger cams, draft, ejector pins and plates, gate, goose nozzle, over-flow, platten, plunger, runner, vent, water-line etc.
Types of Dies: Single cavity, multi cavity dies, combination dies, unit dies, advantages and disadvantages of types of dies; finishing, trimming and inspection of die casting components, safety, and modern trends in die casting dies.

Assignment:

Course work includes a **ToolDesign project**. Tool design project should enable the students to design a tooling like Jig or a fixture for a simple component, fixture for a simple component on CNC machining centers, design of a simple blanking and piercing die, progressive die, drawing die etc. Any one of these exercises should be given as an assignment. A group of students (maximum number in a group should be 4) should submit assembly drawing and part drawings, completely dimensioned, indicating the necessary manufacturing tolerances, surface finish symbols and geometric tolerances wherever necessary. Tool design project must be completed using appropriate solid modeling software. Computer generated drawings must be submitted. Design calculations must be hand written and should be included in the report. Tool design project should be given due credit in internal assessment.

Course Outcomes: At the end of the course, the student will be able to:

CO1: Select appropriate cutting tools required for producing a component.
CO2: Understand and interpret cutting tool and tool holder designation systems.
CO3: Select suitable locating and clamping devices for a given component for various operations.
CO4: Analyze and design a jig/fixture for a given simple component.
CO5: Understand various press tools and press tool operations.
CO6: Classify and explain various die casting and injection moulding dies.

Question paper pattern:

- The question paper will have ten full questions carrying equal marks.
- Each full question will be for 20 marks.
- There will be two full questions (with a maximum of four sub- questions) from each module.
- Each full question will have sub- question covering all the topics under a module.
- The students will have to answer five full questions, selecting one full question from each module.

Sl No	Title of the Book	Name of the Author/s	Name of the Publisher	Edition and Year
Textbook/s				
1	Tool Design	Cyril Donaldson, George H. Lecain, V.C.Goold,	Mc Graw Hill Education	5th edition, 2017
2	Manufacturing technology	P.N.Rao,	Mc Graw Hill Education	4th edition, 2013
Reference Books				
1	Jigs and Fixtures	P.H.Joshi	Mc Graw Hill Education	3rd edition, 2010
2	Fundamentals of Tool Design	John.G. Nee, William Dufraine, John W. Evans, Mark Hill	Society of Manufacturing Engineers	2010
3	Fundamentals of Tool Design	Frank W.Wilson	PHI publications	
4	An introduction to Jig and Tool design	Kempester M.H.A	VIVA Books Pvt.Ltd.	2004
5	Metal cutting and Tool Design	RanganathB.J	Vikas publishing house	

6	Metal cutting theory and practice	V. Arshinov& G. Alekseev	MIR publishers, Moscow	
7	Design and production of metal cutting tools	Rodin	Beekman publishers	
8	Production Technology	HMT	TataMc Graw Hill	2013.

B. E. MECHANICAL ENGINEERING
Choice Based Credit System (CBCS) and Outcome Based Education (OBE)
SEMESTER - VIII
Professional Elective-4

FRACTURE MECHANICS

Course Code	**18ME826**	CIE Marks	40
Teaching Hours /Week (L:T:P)	3:0:0	SEE Marks	60
Credits	03	Exam Hours	03

Course Learning Objectives:

- To expose the students to the fundamentals of mechanics of fracture of materials.
- The students will learn about stress / strain and deformation fields near a crack tip, fracture characterizing parameters like stress intensity factor and J integral and kinetics of fatigue crack growth.
- To expose the students to fundamentals of linear elastic fracture mechanics, nonlinear (Elastic-Plastic) fracture mechanics and fatigue crack growth.
- Exposure to experimental methods for determining the fracture toughness (for example, ASTM standard procedure for JIC testing).
- To learn the mechanism of failure of structures by fatigue crack growth.

Module-1

Fracture mechanics principles: Introduction and historical review, Sources of micro and macro cracks. Stress concentration due to elliptical hole, Strength ideal materials, and Griffith's energy balance approach. Fracture mechanics approach to design, NDT and Various NDT methods used in fracture mechanics, Numerical problems. The Airy stress function. Effect of finite crack size. Elliptical cracks, Numerical problems.

Module-2

Plasticity effects: Theory of Plastic deformation, Irwin plastic zone correction. Dugdale's approach. The shape of the plastic zone for plane stress and plane strain cases. The plate thickness effect, numerical problems. Determination of Stress intensity factors and plane strain fracture toughness: Introduction, estimation of stress intensity factors. Experimental method- Plane strain fracture toughness test, The Standard test, size requirements, etc.

Module-3

The energy release rate, Criteria for crack growth. The crack resistance(R curve). Compliance. Tearing modulus. Stability.
Elastic plastic fracture mechanics: Fracture beyond general yield. The Crack-tip opening displacement. The Use of CTOD criteria. Experimental determination of CTOD. Parameters affecting the critical CTOD.

Module-4

J integral: Use of J integral. Limitation of J integral. Experimental determination of J integral and the parameters affecting J integral.
Dynamics and crack arrest: Crack speed and kinetic energy. Dynamic stress intensity and elastic energy release rate. Crack branching. Principles of crack arrest. Crack arrest in practice. Dynamic fracture toughness.

Module-5

Fatigue crack propagation and applications of fracture mechanics: Crack growth and the stress intensity factor. Factors affecting crack propagation. Variable amplitude service loading, Means to provide fail-safety, Paris law, Required information for fracture mechanics approach.

Course Outcomes: At the end of the course the student will be able to:

CO1: Analyse the effects of crack like defects on the performance of Aerospace, Civil, and Mechanical Engineering structures.

CO2: Apply the concepts of fracture mechanics to select appropriate materials for engineering structures to insure damage tolerance.

CO3: Understand mechanics of crack tip fields and appropriate fracture characterizing parameters like stress intensity factor and J integral or nonlinear energy release rate and how to compute them using various methods.

CO4: Apply the concepts of fracture mechanics to determine critical crack sizes and fatigue crack propagation rates in engineering structures leading to life estimation.

CO5: Understand the status of academic research in field of fracture mechanics.

Question paper pattern:

- The question paper will have ten full questions carrying equal marks.
- Each full question will be for 20 marks.
- There will be two full questions (with a maximum of four sub- questions) from each module.
- Each full question will have sub- question covering all the topics under a module.
- The students will have to answer five full questions, selecting one full question from each module.

Sl No	Title of the Book	Name of the Author/s	Name of the Publisher	Edition and Year
Textbook/s				
1	Elements of fracture mechanics	Prasanth Kumar	Wheeter publication	1999
2	Fracture Mechanics: Fundamentals and Applications	Anderson	CRC press	3rd Ed., 2005
Reference Books				
1	Introduction to fracture mechanics	Karen Hellan	McGraw Hill	2nd Edition
2	Engineering fracture mechanics	S.A. Meguid	Elsevier Applied Science	1989
3	Fracture of Engineering Brittle Materials	Jayatilaka	Applied Science Publishers	1979
4	Fracture and Fatigue Control in Structures	Rolfe and Barsom	Prentice Hall	1977
5	Engineering Fracture Mechanics	Broek	MartinusNijhoff publishers	1982
6	Advanced Fracture Mechanics	M.F.Kanninen and C.H.Popelar	Oxford press	1985

Visvesvaraya Technological University
Belagavi

Syllabus of I & II Semesters B.E./B.Tech.

Common to all Engineering Branches

REGULATIONS GOVERNING

THE DEGREE OF BACHELOR OF ENGINEERING / TECHNOLOGY (B.E./B.Tech)

UNDER CHOICE BASED CREDIT SYSTEM (CBCS)

Effective from the academic year 2017-18

Published by :
and
Copyright

REGISTAR
Visvesvaraya Technological University
" Jnana Sangam". Belagavi-590018
Karnataka, INDIA

Year of Publication : **2017-18**

Price : **Rs. 30/-**

Visvesvaraya Technological University, Belagavi

REGULATIONS GOVERNING
THE DEGREE OF BACHELOR OF ENGINEERING/ TECHNOLOGY (B.E/B.Tech)
UNDER CHOICE BASED CREDIT SYSTEM (CBCS)
Effective from the academic year 2017 – 18

CONTENTS

Regulation Clause	Title	Page Number
--	Definitions of Keywords	03
17 OB 1.0	Title, Duration and Credits of the Programme of Study	06
17 OB 2.0	Eligibility for Admission	07
17 OB 3.0	Courses	08
17 OB 4.0	Internship/Professional Practice	09
17 OB 5.0	Seminar and Project	10
17 OB 6.0	Computation of SGPA and CGPA	10
17 OB 7.0	Conversions of Grades into Percentage and Declaration of Class	13
17 OB 8.0	Continuous Internal Evaluation	13
17 OB 9.0	Eligibility for Passing and Award of Degree	15
17 OB 10.0	Attendance Requirement	16
17 OB 11.0	Promotion and Eligibility	17
17 OB 12.0	Temporary Discontinuation/Break in the Program	18
17 OB 13.0	Award of Prizes, Medals and Ranks	19
17 OB 14.0	Transfers of Students	19
17 OB 15.0	Applicability and Power to Modify	20
--	Annexure -I (Scheme of Teaching and Examination 2017-18)	21

SYLLABUS

Course Code	Course Title	Page	Course Code	Course Title	Page
17MAT11	Engineering Mathematics - I	29	17ELN15/ 17ELN25	Basic Electronics	56
17CHE12/ 17CHE22	Engineering Chemistry	32	17CPL16/ 17CPL26	Computer Programming Laboratory	59
17PHY12/ 17PHY22	Engineering Physics	36	17WSL16/ 17WSL26	Workshop Practice	62
17CIV13/23	Elements of Civil Engineering and Mechanics	39	17CHEL17/ 17CHEL27	Engineering Chemistry Laboratory	64
17PCD13/23	Programming in C and Data Structures	43	17PHYL17/ 17PHYL27	Engineering Physics Laboratory	66
17CED14/ 17CED24	Computer Aided Engineering Drawing	46	17CIV18/ 17CIV28	Environmental Studies	68
17ME14/ 17ME24	Elements of Mechanical Engineering	49	17MAT21	Engineering Mathematics - II	71
17ELE15/ 17ELE25	Basic Electrical Engineering	52	--	Functional English	74

Visvesvaraya Technological University, Belagavi

REGULATIONS GOVERNING
THE DEGREE OF BACHELOR OF ENGINEERING/ TECHNOLOGY (B.E/B.Tech)
UNDER CHOICE BASED CREDIT SYSTEM (CBCS)
Effective from the academic year 2017–18

DEFINITIONS OF KEYWORDS

The following are the definitions/descriptions that have been followed for the different terms used in the Regulations of B.E/B.Tech. Programmes:

1) **Programme:** Is an educational programme in a particular stream/ branch of Engineering/branch of specialization leading to award of Degree. It involves events/activities, comprising of lectures/ tutorials/ laboratory work/ field work, outreach activities/ project work/ vocational training/ viva/ seminars/ Internship/ assignments/ presentations/ self-study etc., or a combination of some of these.
2) **Branch:** Means Specialization or discipline of B.E/B.Tech. Degree Programme, like Civil Engineering, Mechanical Engineering, Textile Engineering, etc.
3) **Semester:** Refers to one of the two sessions of an academic year (vide: serial number 4), each session being of sixteen weeks duration (with working days greater than or equal to ninety).The odd semester may be scheduled from August and even semester from February of the year.
4) **Academic Year:** Refers to the sessions of two consecutive semesters (odd followed by an even) including periods of vacation.
5) **Course:** Refers to usually referred to as 'papers' and is a component of a programme. All Courses need not carry the same weight. The Courses should define learning objectives and learning outcomes. A Course may be designed to comprise lectures/ tutorials/ laboratory work/ field work/ outreach activities/project work/ vocational training/ viva/ seminars/ term papers/assignments/ presentations/ self-study etc., or a combination of some of these.
6) **Credit:** Refers to a unit by which the Course work is measured. It determines the number of hours of instructions required per week. One credit is equivalent to one hour of lecture or two hours of laboratory/practical Courses/ tutorials/ fieldwork per week etc.
7) **Audit Courses:** Means Knowledge/ Skill enhancing Courses without the benefit of a grade or credit for a Course.
8) **Choice Based Credit System (CBCS):** Refers to customizing the Course work, through Core, Elective and soft skill Courses, to provide necessary support for the students to achieve their goals.
9) **Course Registration:** Refers to formal registration for the Courses of a semester (Credits) by every student under the supervision of a Faculty Advisor (also called Mentor, Counselor etc.,) in each Semester for the Institution to maintain proper record.
10) **Course Evaluation:** Means Continuous Internal Evaluation (CIE) and Semester End Examinations (SEE) to constitute the major evaluations prescribed for each Course. SEE and CIE to carry 60% and 40% respectively, to enable each Course to be evaluated for 100 marks, irrespective of its Credits.
11) **Continuous Internal Evaluation (CIE):** Refers to evaluation of students' achievement in the learning process. CIE shall be by the Course Instructor and includes tests, homework, problem solving, group discussion, quiz, mini-project and seminar throughout the Semester, with weightage for the different components being fixed at the University level.

Visvesvaraya Technological University, Belagavi

REGULATIONS GOVERNING
THE DEGREE OF BACHELOR OF ENGINEERING/ TECHNOLOGY (B.E/B.Tech)
UNDER CHOICE BASED CREDIT SYSTEM (CBCS)
Effective from the academic year 2017–18

12) **Semester end examinations (SEE):** Refers to examination conducted at the University level covering the entire Course Syllabus. For this purpose, Syllabi to be modularized and SEE questions to be set from each module, with a choice confined to the concerned module only. SEE is also termed as University examination.

13) **First Attempt:** Refers to a student who has completed all formalities and has become eligible to attend the SEE and has attended at least one head of passing, such attempt shall be considered as first attempt.

14) **Credit Based System (CBS):** Refers to quantification of Course work, after a student completes teaching – learning process, followed by passing in both CIE and SEE. Under CBS, the requirement for awarding degree is prescribed in terms of total number of credits to be earned by the students.

15) **Credit Representation:** Refers to Credit Values for different academic activities considered, as per the Table.1. Credits for seminar, project phases, project viva–voce and internship shall be as specified in the Scheme of Teaching and Examination (Annexure -1).

Table 1: Credit Values				
Theory/Lectures (L) (hours/week/Semester)	**Tutorials (T) (hours/week/Semester)**	**Laboratory/Practical (P) (hours/week/Semester)**	**Credits (L:T:P)**	**Total Credits**
4	0	0	4:0:0	4
3	0	0	3:0:0	3
2	2	0	2:1:0	3
2	0	2	2:0:1	3
2	2	2	2:1:1	4
0	0	6	0:0:3	3
NOTE: Activities like, practical training, study tour and participation in Guest lectures not to carry Credits.				

16) **Letter Grade:** It is an index of the performance of students in a said Course. Grades are denoted by letters S, A, B, C, D, E and F.

17) **Grading:** Grade refers to qualitative measure of achievement of a student in each Course, based on the percentage of marks secured in (CIE plus SEE). Grading is done by Absolute Grading [Refer 17(0)86.0]. The rubric attached to letter grades are as follows:
S – Outstanding, A – Excellent, B – Very Good, C – Good, D – Above Average, E – Average and F – Fail.

18) **Grade Point (GP):** Refers to a numerical weightage allotted to each letter grade on a 10-point scale as under.

Letter Grade and corresponding Grade Points on a typical 10 – Point scale							
Letter Grade	S	A	B	C	D	E	F
Grade Point	10	09	08	07	06	04	00

19) **Passing Standards:** Refers to passing a Course only when getting GP greater than or equal to 04 (as per serial number 18).

20) **Credit Points:** It is the product of grade point (GP) and number of credits for a Course i.e.,
Credit Point (CP) = GP × Credits for the Course

21) **Semester Grade Point Average (SGPA):** Refers to a measure of academic performance of student/s in a semester. It is the ratio of total credit points secured by a student in various Courses of a semester and the total Course credits taken during that semester. [Refer:17OB6.0]

22) **Cumulative Grade Point Average (CGPA):** Is a measure of overall cumulative performance of a student over all semesters. The CGPA is the ratio of total credit points earned by a student in various Courses in all semesters and the sum of the total credits of all Courses in all the semesters. It is expressed up to two decimal places. [Refer: 17OB6.0]

23) **Transcript or Grade Card or Certificate:** Refers to a certificate showing the grades earned by a student. A grade certificate shall be issued to all the registered students after every semester. The grade certificate will display the programme details (Course code, title, number of credits, grades secured) along with SGPA of that semester and CGPA earned till that semester.

24) **University:** Visvesvaraya Technological University (VTU), Belagavi.

Visvesvaraya Technological University, Belagavi

REGULATIONS GOVERNING
THE DEGREE OF BACHELOR OF ENGINEERING/ TECHNOLOGY (B.E/B.Tech)
UNDER CHOICE BASED CREDIT SYSTEM (CBCS)
Effective from the academic year 2017–18

17OB 1.0	**Title, Duration and Credits of the Programme of Study**
17OB 1.1	The programme of study shall be called the degree of Bachelor of Engineering (Subject of Specialization) /Bachelor of Technology (Subject of Specialization), abbreviated as B.E. / B.Tech. (Subject of Specialization).
17 OB1.2	The program to which students are admitted to I semester of the programme shall be of four academic year duration divided into eight semesters and each semester is of 16 weeks duration. The programme to which students are admitted to III semester of the programme under lateral entry shall be of three academic year duration divided into six semesters and each semester is of 16 weeks duration. The programme (conducted during evening) to which students are admitted to III semester of the programme under lateral entry shall be of three academic year duration divided into six semesters and each semester is of 16 weeks duration. The deficit contact hours of the programme, conducted during evening on all working days, shall be compensated on all Sundays (except on general holidays).
17 OB 1.3	The calendar of events in respect of the program of study shall be notified by the University in advance.
17 OB 1.4	The University examination in all programs of study shall be conducted at the end of each semester for all the eight semesters.
17 OB 1.5	**Maximum Duration for Programme Completion :** a) i. Students admitted to I year B.E/ B.Tech shall complete the programme within a period of eight academic years from the date of first admission, failing which they have to discontinue the Course. ii. Students admitted II Year B.E./B.Tech. under lateral entry scheme shall complete the Programme within a period of six academic years from the date of first admission, failing which he/she has to discontinue the Course. b) i. A student who has not obtained the eligibility for III semester even after three academic years from the date of admission to I semester shall discontinue the Programme or get readmitted to I semester of first year B.E./B.Tech. with a new University Seat Number but retaining the same year of admission. ii. A student (under lateral entry scheme) who has not obtained the eligibility for V semester even after three academic years from the date of admission to III semester shall discontinue the Programme or get readmitted to III semester of II year B.E./B.Tech. with a new University Seat Number but retaining the same year of admission.
17 OB 1.6	Prescribed Number of Credits for the Programme: (a) The number of credits to be completed by students admitted to I semester of B.E./B.Tech. programme shall be 200 **(b)** The number of credits to be completed by students admitted to III semester of B.E./B.Tech. programme under lateral entry scheme shall be 152

17 OB2.0	**Eligibility for Admission(As per the Government orders issued from time to time)**
17 OB2.1	Admission to I year/ I semester Bachelor Degree in Engineering/ shall be open to the students who have passed the II PUC/ XII Standard/ Equivalent Examination with English as one of the Languages and obtained a Minimum of 45% of Marks in aggregate in Physics and Mathematics along with Chemistry / Bio-Technology / Biology / Electronics / Computer. In case of SC/ST, Category -1 and OBC (2A, 2B, 3A and 3B) category students from Karnataka (Karnataka candidates) the minimum marks for eligibility shall be 40 %. With regard to the qualification earned from foreign countries, Equivalence certificate from the Association of Indian Universities is Mandatory for admission to B.E./B.Tech. programme. In case of any dispute about the equivalence in qualification earned from foreign countries, the decision of the Equivalence committee shall be the final in establishing the eligibility of the student. Admission to II year/ III semester Bachelor Degree in Engineering/ Technology (Lateral Entry) shall be open to the Diploma holders and B.Sc. graduates.
17 OB2.2	**(i) Diploma Holders** (a) Must have passed diploma or equivalent examination as recognized by University and secured not less than forty five percentage (45%) marks in the final year examination (fifth and sixth semesters) in the appropriate branch of engineering. In case of SC/ST and OBC students from Karnataka the minimum marks for eligibility shall be forty percent (40%). (b) Those candidates who have completed Diploma from other than Karnataka state shall provide the Equivalence/ Eligibility Certificate from the Director of Technical Education, Karnataka. **(ii) B.Sc. Graduates** Must have passed B.Sc. degree from a recognized University under the UGC or equivalent qualification as recognized by University and secured not less than forty five percentage (45%) marks in aggregate (considering the marks of all six semesters). In case of SC/ST and OBC students from Karnataka (Karnataka candidates) the minimum marks for eligibility shall be forty percent (40%). Candidates must have studied Mathematics as subject of study at XII Standard.
	(i) Diploma Holders for the programme conducted during evening A candidate who has passed diploma examination or equivalent examination and obtained an aggregate minimum of 45 % marks taken together in all the subjects of the final year (fifth and sixth semesters) diploma exanimation is eligible to B.E Courses, and 40 % of marks in case of SC/ST and backward classes of Karnataka candidates. In addition to this a candidate after passing the diploma, must have minimum of two years full time professional experience as on first September of the year of admission, in a registered firm/company/industry/ educational / Government / Autonomous organizations in the branch of Engineering/ Technology, in which the candidates hold a diploma, and in which admission is sought by him/her.

17 OB2.2 (continued)	Further that employment shall be in an establishment situated within the 15 km from the place of the institution to which the candidate is seeking admission. Professional experience refers to the experience earned as an employee on regular basis in: (a) Government, Government undertaking, Public Sector Undertaking Corporation or, (b) In a private company registered under the Directorate of Industries and Commerce or the Directorate of Small Scale Industries or, (c) Government, Government recognized institutions as technical staff. Provided that the period of apprenticeship undergone shall also be treated as professional experience, if sponsored by the Board of Apprenticeship Training, Southern Region, Chennai or by Government, Government undertakings and Public Sector undertakings. Further, those candidates who have completed Diploma from other than Karnataka state shall provide the Equivalence/ Eligibility Certificate from the Director of Technical Education, Karnataka.
17 OB2.3	Those students, who have passed a qualifying examination other than the PUC II examination of the Pre-University Education Board of Karnataka, have to obtain eligibility certificate for seeking admission to B.E./B.Tech. Degree Programme from Visvesvaraya Technological University, Belagavi.
17 OB3.0	**Courses**
17 OB3.1	There shall be the following types of Courses: a) Humanities and Social Sciences (HSS) including Management. These are mandatory for all disciplines. b) Basic Sciences (BS): Physics, Chemistry and Mathematics. These are mandatory for all disciplines. c) Engineering Sciences (ES): Materials, Workshop, Drawing, and Basics of Electrical/ Electronics/ Instrumentation/ Civil/ Mechanical/ Computer Engineering. These are mandatory for all disciplines. d) Professional Subjects (PS) - Core: Are the professional Core (PC) Courses, relevant to the chosen specialization/ branch. The core Courses are to be compulsorily studied by a student and are mandatory to complete them to fulfill the requirements of a programme. e) Professional Subjects (PS) - Elective: Are the professional Electives (PE), relevant to the chosen specialization/ branch and can be chosen from the pool of papers. It shall be supportive to the discipline providing extended scope/enabling an exposure to some other discipline /domain and nurturing student proficiency skills. f) Open Subjects - Electives (OE): Are from other technical areas and/ or from emerging fields. g) Mini project and Main Project: Carried out at the Institution or at an Industry. h) Seminar: Deliverable at the Institution under the supervision of a Faculty. i) Internship: Preferably at an industry/R and D organization/IT company/ Government organization of significant repute for a specified period mentioned in the Scheme of Teaching and Examination. j) Mandatory Courses (MC): These Courses are mandatory, without the benefit of a grade or credit, for students admitted to B.E./B.Tech. program. A pass in each mandatory Course is required to qualify for Degree award from the University.

17 OB3.1 (continued)	k) Audit Courses (AC): Knowledge/ skill enhancement Courses without the benefit of a grade or credit for a Course. i) The Audit Course/s (other than the Course/s considered for completing the prescribed program credits) can be any Course offered by the program to which the student is admitted to or of other programs offered in the institution, where the student is studying. ii) The students who are interested in audit Courses can register for one audit Course at a time during III to VIII semesters. Students, who have opted for audit Courses and considered on par with students registered for credit Courses, have to satisfy the attendance and CIE requirements. However, they need not have to appear for SEE. The number of registrations to an audit Course is restricted to 10 % of the AICTE intake. iii) Registration for any audit Course, in writing, shall be completed at the beginning of semesters. The Institution should intimate the Registrar (Evaluation) about the registration at the beginning of the semester and obtain a formal approval for inclusion of the audit Course/s in the Grade cards/ Transcripts issued to the students.
17 OB3.2	The minimum number of students registered to any Elective offered by the Departments shall be not less than ten. However this is not applicable to cases where the elective class strength is less than ten.
17 OB3.3	A student shall exercise his option in respect of Elective Courses and register for the same at the beginning of the concerned semester. The student may be permitted to opt for a change of Elective Course within 15 days from the date of commencement of the semester as per the calendar of the University.
17 OB3.4	**Course Registration:** Every student shall register for the Courses of a semester (Credits) under the supervision of a Faculty Advisor (also called Mentor, Counselor etc.,) in each Semester for the Institution to maintain proper record.
17OB4.0	**Internship/Professional Practice**
17OB4.1	**Internship / Professional Practice:** 1) The Internship shall be completed during the period specified in the Scheme of Teaching and Examination. 2) The internship can be carried out in any industry/R and D Organization/Research Institute/ Educational institute of repute. 3) (a) The Department/college shall nominate staff member/s to facilitate, guide and supervise students under internship. (b) The Internal Guide has to visit place of internship at least once during the student's internship. 4) The students shall report the progress of the internship to the guide in regular intervals and seek his/her advice. 5) After the completion of Internship, students shall submit a report with completion and attendance certificates to the Head of the Department with the approval of both internal and external guides. 6) There will be 50 marks for CIE (Seminar: 25, Internship report: 25) and 50 marks for Viva – Voce conducted during SEE. The minimum requirement of CIE marks shall be 50% of the maximum marks. [To be read along with 17 OB 8.6] 7) The internal guide shall award the marks for seminar and internship report after evaluation. He/she will also be the internal examiner for Viva – Voce conducted during SEE.

	8) The external guide from the industry shall be an examiner for the viva voce on Internship. Viva-Voce on internship shall be conducted at the college and the date of Viva-Voce shall be fixed in consultation with the external Guide. The Examiners shall jointly award the Viva - Voce marks. 9) In case the external Guide expresses his inability to conduct viva voce, the Chief Superintendent of the institution shall appoint a senior faculty of the Department to conduct viva-voce along with the internal guide. The same shall be informed in writing to the concerned Chairperson, Board of Examiners (BOE). 10) The students are permitted to carry out the internship anywhere in India or abroad. The University will not provide any kind of financial assistance to any student for carrying out the Internship.
17OB4.2	**Failing to undergo Internship:** Internship is one of the head of passing. Completion of internship is mandatory. If any student fails to undergo /complete the internship, he/she shall be considered as failed in that Course and shall not be permitted to appear for SEE in that Course. However, student shall appear for SEE after satisfying the conditions prescribed for Internship. The reappearance shall be considered as an attempt.
17OB5.0	**Seminar and Project**
17OB5.1	**Seminar:** Seminar is one of the head of passing. i) Each candidate shall deliver seminar as per the Scheme of Teaching and Examination on the topics chosen from the relevant fields for about 30 minutes. ii) The Head of the Department shall make arrangements for conducting seminars through concerned faculty members of the Department The committee constituted for the purpose by the Head of the Department shall award the CIE marks for the seminar. The committee shall consist of three faculty from the Department and the senior most acting as the Chairman/Chairperson. [To be read along with 17 OB 8.6].
17OB5.2	**Project Work:** Project is one of the head of passing. Project work shall preferably be batch wise, the strength of each batch shall not exceed maximum of four students.
17OB5.3	Viva-voce examination in project work shall be conducted batch-wise.
17OB 6.0	**Computation of SGPA and CGPA**
17OB 6.1	(i) The University adopts absolute grading system wherein the marks are converted to grades, and every semester results will be declared with semester grade point average (SGPA) and Cumulative Grade Point Average (CGPA). The CGPA will be calculated for every semester, except for the first semester. (ii) The grading system with the letter grades and the assigned range of marks under absolute grading system are as given below:

Level	Outstanding	Excellent	Very Good	Good	Above Average	Average	Fail
Letter Grade	S	A	B	C	D	E	F
Grade Points	10	9	8	7	6	4	00
Percentage of Marks Scored in a Course	≥ 90	<90 ≥80	< 80 ≥70	< 70 ≥60	< 60 ≥ 45	< 45 ≥40	< 40
	(90 -100)	(80 - 89)	(70 - 79)	(60 - 69)	(45 - 59)	(40 - 44)	(0 - 39)

	(iii) A student obtaining Grade 'F' in a Course shall be considered failed and is required to reappear in subsequent SEE. Whatever the letter grade secured by the student during his / her reappearance shall be retained. However the number of attempts taken to clear a Course shall be indicated in the grade cards/ transcripts.
17OB 6.2	**Computation of SGPA and CGPA (as per UGC Guidelines)** The following procedures shall be used to compute the Semester Grade Point Average (SGPA) and Cumulative Grade Point Average (CGPA) respectively: i) The SGPA is the ratio of sum of the product of the number of credits with the grade points secured by a student in all the Courses taken by him/her and the sum of the number of credits of all the Courses undergone by a student, i.e., $$SGPA = \frac{\sum (C_i \times G_i)}{\sum C_i}$$ Where C_i is the number of credits of the ith Course and G_i is the grade point scored by the student in the ith Course. ii) The CGPA is also calculated in the same manner taking into account all the Courses undergone by a student over all the semesters of a programme, i.e., $$CGPA = \frac{\sum (C_i \times S_i)}{\sum C_i}$$ Where S_i is the SGPA of the ith semester and C_i is the total number of credits in that semester. The SGPA and CGPA shall be rounded off to 2 decimalplaces and reported in the transcripts.

17OB 6.2 (continued)

Illustration for Computation of SGPA and CGPA

Computation of SGPA

Illustration No.1

Course	Credit	Grade letter	Grade point	Credit Point = (Credit x Grade)
Course 1	4	B	08	4 × 08 = 32
Course 2	4	D	06	4 × 06 = 24
Course 3	4	C	07	4 × 07 = 28
Course 4	3	S	10	3 ×10 = 30
Course 5	3	E	04	3 × 04 = 12
Course 6	3	D	06	3 ×06 = 18
Course 7	2	A	09	2 × 09 = 18
Course 8	2	D	06	2 × 06 = 12
Total	25	--	--	174

Thus, **SGPA= 174/25 = 6.96**

Illustration No.2

Course	Credit	Grade letter	Grade point	Credit Point = (Credit x Grade)
Course 1	4	B	08	4 × 08 = 32
Course 2	4	D	06	4 × 06 = 24
Course 3	4	C	07	4 × 07 = 28
Course 4	3	S	10	3 × 10 = 30
Course 5	3	F	00	3 × 00 = 00
Course 6	3	D	06	3 × 06 = 18
Course 7	2	A	09	2 × 09 = 18
Course 8	2	D	06	2 ×06 = 12
Total	25	--	--	162

Thus, **SGPA= 162/25=6.48**

If a Student secures letter grade C during reappearance then the SGPA is Calculated as shown below.

Illustration No. 2(a)

Course	Credit	Grade letter	Grade point	Credit Point = (Credit x Grade)
Course 5	3	C	07	7× 03 = 21

Total Credit Points = Credit Points of first Attempt) + Credit Points of subsequent attempt
=162 + 21 = 183

Total credits of the semester = 25

Thus, **SGPA= 183/25=7.32**

Illustration No.3

Course	Credit	Grade letter	Grade point	Credit Point = (Credit x Grade)
Course 1	4	B	08	4 x 08 = 32
Course 2	4	D	06	4 x 06 = 24
Course 3	4	C	07	4 x 07 = 28
Course 4	3	S	10	3 x10 = 30
Course 5	3	A	09	3 x 04 = 18
Course 6	3	D	06	3 x 06 = 18
Course 7	2	A	09	2 x 09 = 18
Course 8	2	D	06	2 x 06 = 12
Total	25	--	--	189

Thus, **SGPA= 189/25=7.56**

CGPA (from illustrations 2 and 3) $= \frac{25 \times 7.32 + 25 \times 7.56}{50} = 7.44$

17OB 6.2 (continued)

Semester	I	II	III	IV	V	VI	VII	VIII
Credits of the semester	24	24	27	27	24	24	24	26
SGPA	7.00	8.50	9.20	6.86	8.18	7.73	8.68	9.40

Thus CGPA

$$= \frac{(24x7.00 + 24 x 8.50 + 27 x 9.20 + 27 x 6.86 + 24 x 8.18 + 24 x 7.7.3 + 24 x 8.68 + 26 x 9.40)}{200} = 8.20$$

17OB 6.3 **Transcript Format:** Based on the secured letter grades, grade points, SGPA and CGPA, the transcript for each semester and a consolidatedtranscript indicating the performance in all semesters shall be issued.

17OB 7.0 **Conversions of grades into percentage and declaration of class**

17OB 7.1 Conversion formula for the conversion of CGPA into percentage is given below

Percentage of Marks Secured, P = [CGPA Earned - 0.75] x 10

Illustration for a CGPA of 8.20 :

P = [CGPA Earned 8.2 - 0.75] x 10 = 74.5%

17OB 7.2 **Class Declaration:**

After the conversion of final CGPA into percentage of marks (P), a graduating student is declared to have passed in

(i) First Class with Distinction (FCD) if P ≥ 70%

(ii) First Class (FC) if P ≥ 60% but <70% and

(iii) Second Class (SC) if P < 60%.

17OB8.0 **Continuous Internal Evaluation**

17OB8.1 For each theory and practical paper, the CIE marks shall be 40.

For Technical seminar, the CIE marks shall be 100.

For Internship/ Professional Practice, the CIE marks shall be 50.

For Project Phase –I and Project seminar and Project Phase –II, the CIE shall be 100 respectively. (Refer to annexure-1, Page 7 and 8)

17OB8.2 CIE Marks in each theory Course shall be the sum of marks prescribed for test and assignment.

Marks prescribed for test shall be 30 and that for assignment is 10.

The CIE marks for test in a theory Course shall be based on three tests generally conducted at the end of fifth, tenth and fourteenth week of each semester. Each test shall be conducted for a maximum of 30 marks and the final marks shall be the average of three tests.

The remaining 10 marks shall be awarded based on the evaluation of Assignments/Unit tests/written Quizzes that support to cover some of the Course/program outcomes. Final CIE marks awarded shall be the sum of these two out of maximum of 40 marks.

The candidates shall write the Internal Assessment Tests and Assignments/Unit-tests/written Quizzes in Blue Books which shall be preserved by the Principal/ Head of the Department for at least three months after the announcement of University results and shall be made available for verification at the direction of the Registrar (Evaluation).

17OB8.3	In the case of a Practical, the CIE marks shall be based on the laboratory journals/ records (30 Marks on continuous evaluation based on conduct of experiment, viva and report writing) and one practical test (10 Marks) to be conducted at the end of the semester.
17OB8.4	(i) The CIE marks for I year Computer Aided Engineering / Drawing: a) 24 marks for class work (sketching and Computer Aided engineering Drawing). b) 16 marks for test conducted in the same pattern as that of SEE (The marks secured can be taken as best of the two tests). (ii) The CIE marks for other Drawings/ Design Drawings offered by various branches shall be based on the evaluation of the sheets and one test in the ratio 60:40.
17OB8.5	The CIE marks in the case of projects and seminars in the final year shall be based on the evaluation at the end of VIII semester by a committee consisting of the Head of the concerned Department and two senior faculty members of the Department, one of whom shall be the project / seminar guide.
17OB8.6	i. For theory Courses, there shall not be any minimum requirements of CIE marks. ii. Minimum requirement of CIE marks for Practical/ Internship/Project work shall be 50% of the maximum marks. iii. For seminar, the minimum requirement of CIE marks shall be 40% of the maximum marks.
17OB8.7	i) Students failing to secure a minimum of 50% of the CIE marks in Practical/ Internship/Project work shall not be eligible for the Practical / Internship/Project examination conducted by the University and they shall be considered as failed in that/those Course/s. However, they can appear for University examinations conducted in other Courses of the same semester and backlog Courses if any. Students after satisfying the prescribed minimum CIE marks in the Course/s when offered during subsequent semester shall appear for SEE. ii) If any student fails to secure a minimum of 40% of the maximum CIE marks in seminar/ fails to deliver the seminar, he/she shall be considered as failed in that Course and shall not be eligible for the award of degree. However, the student shall become eligible for the award of degree after satisfying the requirements prescribed for seminar during the subsequent semester/s. iii) The Course/s under 17OB8.6 (ii) and (iii), when repeated are considered as attempts.
17OB8.8	CIE marks of those students, who come under 17OB8.7, shall be sent separately to the Registrar (Evaluation).
17OB8.9	If a student remains absent for all the CIE tests conducted, the CIE Marks shall be marked as AB for the Courses against the University Seat Number (USN) of the student in the marks sheet submitted to the University by the Principal of the College.
17OB8.10	Improvement of CIE marks shall not be allowed in a. Theory Courses and b. Laboratory/Workshop/Seminar/Internship/Project where the student has already secured the minimum required marks.
17OB8.11	The final list, incorporating corrections (if any) of CIE marks awarded to the students in the Theory/Practical/Internship/Project work/ Seminar, shall be displayed on the notice board of the college at least seven days before the closure of the semester and a certified copy of the same shall be sent by the Principal to the University Examination Section within the stipulated date. Every page of the CIE marks sheet shall bear the signatures of the concerned Teacher/Teachers, Head of the Department and Principal.
17OB8.12	Any corrections or overwriting of CIE marks shall bear the signature(s) of concerned Teacher(s) and in such cases the Head of the Department shall indicate the number of corrections on every sheet and attest it with his/her signature.

17OB8.13	CIE marks shall reach the University before the commencement of examination as per the notification issued from the office of the Registrar (Evaluation) from time to time. After the submission of CIE marks to the University, any request under any circumstances for change of CIE marks shall not be considered.
17OB 9.0	**Eligibility for Passing and Award of Degree(To be read along with 17OB4.2, 5.1, 5.2, 8.6 and8.7)**
17OB 9.1	(a) For a pass in a theory Course/Drawing, the student shall secure minimum of 35% of the maximum marks prescribed in the University examination and in total 40% of the maximum marks (i.e., prescribed for SEE and CIE) including the CIE marks secured by the student. (b) The Minimum Passing letter grade in a Course is 'E'. (c) For a pass in a Practical/Internship/Project/Viva-voce examination, a student shall secure a minimum of 40% of the maximum marks prescribed for the University Examination. The Minimum Passing Grade in a Course is 'E'.
17OB 9.2	1) A students who obtain any grade from 'S' to 'E' shall be considered as passed. 2) If a student secure F grade in any of the head of passing (17 OB 4.2, 17 OB 5.1, 17 OB 5.2 and 17 OB 11.2) he/she has to reappear in that head for the SEE. 3) A student will be declared successful at the end of academic year if he/she has not more than four 'F' grades in the immediate preceding two semesters. 4) A student will be declared successful at the end of program, when he/she has none of the Courses remaining with F grade and shall have CGPA of greater than or equal to 5.00. 5) In case, the CGPA falls below 5.00 at the end of the program, the student shall be permitted to appear again for SEE in full or part of the previous semester Courses by rejecting the performance for required number of Course/s (other than seminar, Project and Practical's) and times, subject to the provision of 17OB1.5, to make up CGPA equal to or greater than 5.00. The student should reject the SEE results of the previous attempt and obtain written permission from the Registrar (Evaluation) to reappear in the subsequent SEE.
17OB 9.3	The students who do not satisfy the provision 17OB9.2 (1) and the students who remain absent for the University examinations shall be deemed to have failed in that Course/s. They have to reappear for the University examination in the subsequent examinations. The CIE marks awarded to the student/s at first attempt in the concerned theory Course/s will be carried forward. Revised CIE marks are considered only in cases under the provisions of 17OB8.7.
17OB 9.4	Students who pass a Course of a semester as per 17OB 9.1 and has earned CGPA equal to or greater than 5.00 shall not be allowed to appear for any individual Course/s again, unless they opt for rejection of results of entire semester as per 17OB 9.5.
17OB9.5	A student may, at his/her desire, reject the total performance of a semester (including CIE marks) or reject only the result of his/her performance in University examination of a semester. The rejection is permitted only once during the entire programme of study.
17OB9.6	The student who desires to reject the results of a semester shall reject performance in all the Courses of the semester, irrespective of whether the student has passed or failed in any Course. However, the rejection of performance of VIII semester project shall not be permitted.

17OB9.7	A student, who desires to reject the total performance of a semester including CIE marks, has to take readmission for that semester. Application for approval of readmission shall be sent to the Registrar through the Principal of College within 30 days from the date of the announcement of the results. Late submission of application shall not be accepted for any reasons. Readmission to First semester in such cases shall not be considered as fresh admission and therefore the student will continue to have the same University Seat Number, which was allotted earlier. The Course duration (as per 17OB1.5) will be counted with reference to old USN.
17OB9.8	The student, who rejects only the results of University examination of a semester, shall be permitted to re-appear for University examinations of all the Courses of that semester in the subsequent examinations. However, the CIE marks obtained by the student in the rejected semester shall be retained. Applications for rejection and approval to reappear for University examination shall be sent to the Registrar (Evaluation) through the Principal of the College within 30 days from the date of announcement of the results. Late submission of applications shall not be accepted for any reasons. If the rejection of results of University examination is of odd semester, the student shall be allowed to take admission to the immediate next even semester. However, if the rejection of results of University examination is of even semester, then the student shall not be allowed to take admission to the next odd semester (as per 17OB11.2).
17OB9.9	Students who opt for rejection of results of University examination are eligible for the award of class and distinction, but are not eligible for the award of ranks.
17OB9.10	A student shall be declared to have completed the program of B.E. / B.Tech. degree, provided the student has undergone the stipulated Course work as per the Scheme of Teaching and Examination and has earned the prescribed number of credits as per the provision 17OB1.6, having CGPA $\geq$ 5.00 with none of the registered courses remaining with 'F' grade.
17OB10.0	**Attendance Requirement**
17OB10.1	Courses of each semester shall be treated as a separate unit for calculation of the attendance. The candidate has to put in a minimum attendance of 85% in each Course with a provision to condone 10% of the attendance by the Vice-Chancellor on the specific recommendations of the Principal of the college where the candidate is studying, based on medical grounds, participation in University/State/ National/ International level sports and cultural activities, seminars, workshops, paper presentation etc., of significant value. The supporting documents for condoning the shortage of attendance are to be submitted along with the recommendations.
17OB 10.2	The datum for the calculation of attendance shall be the number of Teaching hours prescribed for a Course [50 hours for 04 credit Courses (theory), and 40 hours for 03 credit Courses (theory) counted from the date of commencement of the semester. In case of Laboratories, the number of classes (deemed as teaching hours) is equal to the number of experiments prescribed under main heading]. In case of late admission, approved by competent authority (DTE/VTU), to I semester/III semester (lateral entry scheme)/ III semester (lateral entry scheme) of Engineering programme conducted during evening the attendance shall be reckoned from the date of admission to the programme.

17OB10.3	The Course Instructor/ Mentor/College shall inform the students as well as their parents about the attendance status periodically. Students who are facing the shortage of attendance be mentored to make up the shortage. Principals shall also notify every month, the list of candidates who are under short of attendance.
17OB10.4	A candidate, who does not satisfy the attendance requirement (in one or more Courses) as mentioned in 17OB10.1 shall not be eligible to appear for the SEE of that semester and shall not be permitted to take admission to next higher semester. The candidate shall be required to repeat that semester during the subsequent year.
17OB 10.5	The list of the candidates falling short of attendance shall be sent to Registrar (Evaluation) at least once in a month and final list shall be sent one week prior to the commencement of the examination. The detained students should obtain permission from Registrar, VTU for readmission to the semester concerned as a repeater.
17OB 11.0	**Promotion and Eligibility**
17OB 11.1	There shall be no restriction for promotion from an odd semester to the next even semester, provided the student has fulfilled the attendance requirement.
17OB 11.2	A student shall be eligible for promotion from an even semester to next odd semester if the student has not failed in more than four heads of passing of the immediately preceding two semesters and has passed in all the Courses of all the lower semester examinations. Each credit Course shall be treated as a head of passing. **Illustrations:** a) A student seeking eligibility to III semester should not have failed in more than 4 heads of passing of I and II semesters considered together. b) A student seeking eligibility to V semester should have passed in all the heads of passing of I and II semesters and should not have failed in more than 4 heads of passing of III and IV semesters considered together. c) A student seeking eligibility to VII semester should have passed in all the heads of passing up to IV semester and should not have failed in more than 4 heads of passing of V and VI semesters considered together. **Lateral entry scheme** a. A student seeking eligibility to V semester should not have failed in more than 4 heads of passing of III and IV semesters considered together. b. A student seeking eligibility to VII semester should have passed in all the subjects of III and IV semesters and should not have failed in more than 4 heads of passing of fifth and sixth semesters considered together.

17OB 11.3	a. All students admitted to I semester and to III semester under lateral entry scheme to B.E./B.Tech. programme have to undergo the Mandatory non – credit Courses viz., Environmental Studies and English Language. However these Courses shall not be considered for the Eligibility criterion prescribed for promotion, award of Class, calculation of SGPA and CGPA. b. The Courses viz., Advanced Mathematics I and II, to be completed by the candidates (diploma holders) admitted to III semester under lateral entry scheme shall not be considered for the eligibility criterion prescribed for promotion, award of Class, calculation of SGPA and CGPA. However, a pass in the above Courses is mandatory for the completion of the programme and award of degree. c. The Courses Viz., (i) Computer Aided Engineering Drawing (ii) Programming in C and Data structure and (iii) Environmental Studies (if not studied at B.Sc. level), to be completed by the candidates who have passed B.Sc. degree and admitted to III semester of the programme, shall not be considered for the award of Class, calculation of SGPA and CGPA. However, a pass in the above Courses is mandatory for the completion of the programme and award of degree.
17OB 12.0	**Temporary Discontinuation/Break in the Program**
17OB 12.1	a) If a candidate, for any reason, temporarily discontinues the Programme or take a break from the programme during any semester intentionally, he/she may be permitted to continue the programme by registering to the same semester of the prevailing scheme. The candidate shall complete all the remaining Course work subject to the provision 17 OB 1.5. Also the Candidates may have to complete additional Course/s, if any, as per the decision of concerned Board of Studies and approval of Dean, Faculty of Engineering, on establishing equivalence between two schemes. A Grade card shall be issued to that effect. Additional Course/s shall not be considered for the eligibility criterion prescribed for promotion. However, based on the individual cases, it is considered to decide the SGPA and CGPA to admit the student for the award of degree. Such candidates shall not be eligible for the award of rank. b) Candidates who takes admission to any semester of the existing scheme from another scheme, as a repeater/fresher because of various reasons have to complete additional Course/s, if any, as per the decision of concerned Board of Studies and approval of Dean, Faculty of Engineering, on establishing equivalence between two schemes. A Grade card shall be issued to that effect. Additional Course/s shall not be considered for the eligibility criterion prescribed for promotion. However, based on the individual cases, it is considered to decide the SGPA and CGPA to admit the student for the award of degree. Such candidate shall not be eligible for the award of rank.

17OB 13.0	**Award of Prizes, Medals and Ranks**
17OB 13.1	For the award of Prizes and Medals, the conditions stipulated by the Donor shall be considered subject to the provisions of the statutes framed by the University for such awards.
17OB 13.2	1) For award of rank in a Specialization of Bachelor of Engineering/ Technology, the CGPA secured by the students from III to VIII semester is considered. 2) A student shall be eligible for a rank at the time of award of degree of Bachelor of Engineering/ Technology, provided the student, a) (i) Has passed I to VIII semester in all the Courses in first attempt only in case of candidates admitted I year. (ii) Has passed III to VIII semester in all the Courses in first attempt only in case of candidates admitted under lateral entry scheme. (iii) Has completed all the prescribed Audit/mandatory Courses. b) Is not a repeater in any semester because of rejection of result of a semester/ shortage of attendance etc. c) Has completed all the semesters without any break/discontinuity. d) Has completed all the semesters (I to VIII/III to VIII) in VTU constituent college or in any VTU affiliated non-autonomous college. e) Has not been transferred from autonomous institution affiliated to VTU or from any other University. 3) The total number of ranks awarded shall be 10% of total number of students appeared in VIII semester subject to a maximum of 10 ranks in a Specialization. 4) For award of ranks in a Specialization, a minimum of 10 students should have appeared in the VIII semester examination. **Illustration:** a. If 1228 students appeared for the VIII semester in Electronics and Communication Engineering programme, the number of ranks to be awarded for Electronics and Communication Engineering shall be 10. b. If 90 students appeared for the VIII semester in Biomedical Engineering, the number of ranks to be awarded for Biomedical Engineering will be 09. 5) In case of fractional number of ranks, it is rounded to higher integer only when the first decimal place value is greater than or equal to 5.
17 OB 13.3	Ranks are awarded based on the merit of the students as determined CGPA. If two or more students get the same CGPA, the tie shall be resolved by considering the number of times a student has obtained higher SGPA. If it is not resolved even at this stage, the number of times a student has obtained higher grades like S, A, B etc., shall be taken into account to decide the order of the rank.
17OB 14.0	**Transfers of Students**
17OB 14.1	Transfer of students from one college to another college within Karnataka state shall be permitted only at the beginning of third, fifth, and seventh semesters, subject to availability of seats within the permitted intake in respective Colleges and subject to the prior approval of the University.

17OB 14.1 (continued)	(a) Transfer of students from one non - autonomous to a nother non – autonomous college affiliated to VTU is permitted with the approval of the Registrar, VTU subject to the provision 17OB11.2. The students seeking transfer shall have to, (i) Obtain No Objection certificate for admission from the University and from both the colleges before the commencement of term as notified by VTU. (ii) Complete the programme subject to the provision 17OB1.5. (b) Transfer of students from an autonomous to non – autonomous college affiliated to VTU is permitted with the approval of the Registrar VTU provided the candidates have passed in all the Courses of the previous semesters. The students seeking transfer shall have to, (i) Obtain No Objection certificate for admission from the University and from both the colleges before commencement of term as notified by VTU. (ii) Complete additional Course/s, if any, as per the decision of concerned Board of Studies and approval of Dean, Faculty of Engineering, on establishing equivalence between two schemes. A Grade card shall be issued to that effect. Additional Course/s shall not be considered for the Eligibility criterion prescribed for promotion, Class, calculation of SGPA and CGPA. However, a pass in the Additional Courses, if any, is mandatory before the completion of Degree. iii) Complete the programme subject to the provision 17OB1.5. (c) In the case of students from Universities other than VTU, the students must have passed in all the Courses of I and II semesters for admission to III semester and all the Courses of I to IV semesters for admission to Vsemester and all the Courses of I to VI semesters for admission to VII semester. The students seeking admission from other Universities to VTU shall have to, i) Apply for establishment of equivalence with prescribed fees as notified by the VTU and obtain No Objection certificate for admission from the University before commencement of term as notified by VTU. ii) Produce No Objection certificate for admission from both the colleges before commencement of term as notified by VTU. iii) Complete additional Course/s, if any, as per the decision of concerned Board of Studies and approval of Dean, Faculty of Engineering, on establishing equivalence between two schemes. A Grade card shall be issued to that effect. Additional Course/s shall not be considered for the eligibility criterion prescribed for promotion, Class, calculation of SGPA and CGPA. However, a pass in the additional Courses, if any, is mandatory before the completion of Degree. (ii) Complete the programme subject to the provision 17OB 1.5.
17 OB 14.2	Transfer of students within the College from one branch to another branch at the start of III semester shall be permitted with the approval of the Registrar, VTU subject to the provisions made by the Government of Karnataka and AICTE in this behalf.
17OB 14.3	The University may prescribe fee for administrative purpose, which shall be notified from time to time, for transfer from one college to another (Change of College) or one branch to another branch (change of branch within the college).
17 OB 15.0	**Applicability and Power to Modify**
17 OB15.1	The regulations governing the Degree of Bachelor of Engineering/Technology of Visvesvaraya Technological University shall be a binding on all concerned.
17 OB15.2	i) Notwithstanding anything contained in the foregoing , the University shall have the power to issue directions/ orders to address any issue. ii) Nothing in the foregoing may be construed as limiting the power of the University to amend, modify or repeal any or all of the above.

Visvesvaraya Technological University, Belagavi

REGULATIONS GOVERNING
THE DEGREE OF BACHELOR OF ENGINEERING/ TECHNOLOGY (B.E/B.Tech)
UNDER CHOICE BASED CREDIT SYSTEM (CBCS)
Effective from the academic year 2017–18

Annexure -1

VISVESVARAYA TECHNOLOGICAL UNIVERSITY, BELAGAVI
Scheme of Teaching and Examination 2017-2018
Choice Based Credit System (CBCS)

I SEMESTER B.E./B.Tech. (PHYSICS GROUP)

Sl. No	Course Code	Course Title	Teaching Department	Board	Teaching Hours /Week		Examination				Credits
					Theory	Practical/ Drawing	Duration in hours	SEE Marks	CIE Marks	Total Marks	
1	17MAT11	Engineering Mathematics -I	Mathematics	Basic Science	04	--	03	60	40	100	4
2	17PHY12	Engineering Physics	Physics	Basic Science	04	--	03	60	40	100	4
3	17CIV13	Elements of Civil Engineering and Mechanics	Civil Engineering	Civil Engineering	04	--	03	60	40	100	4
4	17EME14	Elements of Mechanical Engineering	Mechanical Engineering	Mechanical Engineering	04	--	03	60	40	100	4
5	17ELE17	Basic Electrical Engineering	E and E Engineering	E and E Engineering	04	--	03	60	40	100	4
6	17WSL16	Workshop Practice	ME, Auto, IP, IEM, Mfg Engineering	Mechanical Engineering	01Hour Instruction 02Hour Practical		03	60	40	100	2
7	17PHYL17	Engineering Physics Laboratory	Physics	Basic Science	01Hour Instruction 02Hour Practical		03	60	40	100	2
8	17ENG18	Language – English (Audit Course)	Humanities	--	01		--	--	--	--	--
				TOTAL	Theory:21 hours Practical: 06 hours		21	420	280	700	24

II SEMESTER B.E./B.Tech. (CHEMISTRY GROUP)

1	17MAT21	Engineering Mathematics -II	Mathematics	Basic Science	04	--	03	60	40	100	4
2	17CHE22	Engineering Chemistry	Chemistry	Basic Science	04	--	03	60	40	100	4
3	17PCD23	Programming in C and Data Structures	Any Engineering Department	Computer Science and Engineering	04	--	03	60	40	100	4
4	17CED24	Computer Aided Engineering Drawing	ME, Auto, IP, IEM, Mfg Engineering	Mechanical Engineering	02Hour Instruction 04-Hour Practice		03	60	40	100	4
5	17ELN25	Basic Electronics	ECE/EEE/TC/E and I.	E and C Engineering	04	--	03	60	40	100	4
6	17CPL26	Computer Programming Laboratory	Any Engineering Department	Computer Science and Engineering	01Hour Tutorial 02Hour Practical		03	60	40	100	2
7	17CHEL27	Engineering Chemistry Laboratory	Chemistry	Basic Science	01Hour Tutorial 02Hour Practical		03	60	40	100	2
8	17CIV28	Environmental Studies (Audit Course)	Civil/ Environmental Engineering	Civil Engineering	01Tutorial		--	30	20	50	--
				TOTAL	Theory:21 hours Practical: 08 hours		21	450	300	750	24

Visvesvaraya Technological University, Belagavi

REGULATIONS GOVERNING
THE DEGREE OF BACHELOR OF ENGINEERING/ TECHNOLOGY (B.E/B.Tech)
UNDER CHOICE BASED CREDIT SYSTEM (CBCS)
Effective from the academic year 2017–18

Annexure -1

VISVESVARAYA TECHNOLOGICAL UNIVERSITY, BELAGAVI
Scheme of Teaching and Examination 2017-2018
Choice Based Credit System (CBCS)

I SEMESTER B.E./B.Tech (CHEMISTRY GROUP)

Sl. No	Course Code	Course Title	Teaching Department	Board	Teaching Hours /Week		Examination				Credits
					Theory	Practical/ Drawing	Duration in hours	SEE Marks	CIE Marks	Total Marks	
1	17MAT11	Engineering Mathematics -I	Mathematics	Basic Science	04	--	03	60	40	100	4
2	17CHE12	Engineering Chemistry	Chemistry	Basic Science	04	--	03	60	40	100	4
3	17PCD13	Programming in C and Data Structures	Any Engineering Department	Computer Science and Engineering	04	--	03	60	40	100	4
4	17CED14	Computer Aided Engineering Drawing	ME, Auto, IP, IEM, Mfg Engineering	Mechanical Engineering	02Hour Instruction 04Hour Practice		03	60	40	100	4
5	17ELN17	Basic Electronics	ECE/EEE/TC/E and I.	E and C Engineering	04	--	03	60	40	100	4
6	17CPL16	Computer Programming Laboratory	Any Engineering Department	Computer Science and Engineering	01Hour Tutorial 02Hour Practical		03	60	40	100	2
7	17CHEL17	Engineering Chemistry Laboratory	Chemistry	Basic Science	01Hour Tutorial 02Hour Practical		03	60	40	100	2
8	17CIV18	Environmental Studies (Audit Course)	Civil/ Environmental Engineering	Civil Engineering	01HourTutorial		--	30	20	50	--
				TOTAL	Theory:21 hours Practical: 08 hours		21	450	300	750	24

II SEMESTER B.E./B.Tech (PHYSICS GROUP)

1	17MAT21	Engineering Mathematics -II	Mathematics	Basic Science	04	--	03	60	40	100	4
2	17PHY22	Engineering Physics	Physics	Basic Science	04	--	03	60	40	100	4
3	17CIV23	Elements of Civil Engineering and Mechanics	Civil Engineering	Civil Engineering	04	--	03	60	40	100	4
4	17EME24	Elements of Mechanical Engineering	Mechanical Engineering	Mechanical Engineering	04	--	03	60	40	100	4
5	17ELE25	Basic Electrical Engineering	E and E Engineering	E and E Engineering	04	--	03	60	40	100	4
6	17WSL26	Workshop Practice	ME, Auto, IP, IEM, Mfg Engineering	Mechanical Engineering	01-Hour Instruction 02-Hour Practical		03	60	40	100	2
7	17PHYL27	Engineering Physics Laboratory	Physics	Basic Science	01-Hour Instruction 02-Hour Practical		03	60	40	100	2
8	17ENG28	Language – English (Audit Course)	Humanities	--	01		--	--	--	--	--
				TOTAL	Theory:21 hours Practical: 06 hours		21	420	280	700	24

Visvesvaraya Technological University, Belagavi

REGULATIONS GOVERNING
THE DEGREE OF BACHELOR OF ENGINEERING/ TECHNOLOGY (B.E/B.Tech)
UNDER CHOICE BASED CREDIT SYSTEM (CBCS)
Effective from the academic year 2017–18

Annexure -1

VISVESVARAYA TECHNOLOGICAL UNIVERSITY, BELAGAVI

Scheme of Teaching and Examination 2017-2018
Choice Based Credit System (CBCS)

B.E./B.Tech_____

III SEMESTER

Sl. No	Course Code	Course	Course Title	Teaching Department	Teaching Hours /Week		Examination				Credits
					Theory	Practical/ Drawing	Duration in hours	SEE Marks	CIE Marks	Total Marks	
1	17MAT31	Core Course	Engineering Mathematics-III		04	--	03	60	40	100	4
2	17XX32	Core Course			04	--	03	60	40	100	4
3	17XX33	Core Course			04	--	03	60	40	100	4
4	17XX34	Core Course			04	--	03	60	40	100	4
5	17XX35	Core Course			04	--	03	60	40	100	4
6	17XX36	Foundation Course			03	--	03	60	40	100	3
7	17XXL37	Laboratory			01-Hour Instruction 02-Hour Practical		03	60	40	100	2
8	17XXL38	Laboratory			01-Hour Instruction 02-Hour Practical		03	60	40	100	2
9	17KL/CPH39/49	Core Course	Kannada/Constitution of India, Professional Ethics and Human Rights	Humanities	01		01	30	20	50	01
				TOTAL	Theory:24hours Practical: 06 hours		25	510	340	850	28

1. Core Course: This is the course, which is to be compulsorily studied by a student as a core requirement to complete the requirement of a programme in a said discipline of study.
2. Foundation Course: The courses based upon the content that leads to Knowledge enhancement.
3. Kannada/Constitution of India, Professional Ethics and Human Rights: 50 % of the programs of the Institution have to teach Kannada/ Constitution of India, Professional Ethics and Human Rights in cycle based concept during III and IV semesters.
4. Audit Course:
(I) All lateral entry students (except B.Sc candidates) have to register for Additional Mathematics – I which is 03 contact hours per week.

1	17MATDIP31	Additional Mathamatics - I	03		03	60	-	60	-

(ii) Language English (Audit Course) be compulsorily studied by all lateral entry students (except B. Sc candidates)

Visvesvaraya Technological University, Belagavi

REGULATIONS GOVERNING
THE DEGREE OF BACHELOR OF ENGINEERING/ TECHNOLOGY (B.E/B.Tech)
UNDER CHOICE BASED CREDIT SYSTEM (CBCS)
Effective from the academic year 2017–18

Annexure -1 (page -4)

VISVESVARAYA TECHNOLOGICAL UNIVERSITY, BELAGAVI

Scheme of Teaching and Examination 2017-2018
Choice Based Credit System (CBCS)

B.E./B.Tech_____

IV SEMESTER

Sl. No	Course Code	Course	Course Title	Teaching Department	Teaching Hours /Week		Examination				Credits
					Theory	Practical/ Drawing	Duration in hours	SEE Marks	CIE Marks	Total Marks	
1	17MAT41	Core Course	Engineering Mathematics-IV		04	--	03	60	40	100	4
2	17XX42	Core Course			04	--	03	60	40	100	4
3	17XX43	Core Course			04	--	03	60	40	100	4
4	17XX44	Core Course			04	--	03	60	40	100	4
5	17XX45	Core Course			04	--	03	60	40	100	4
6	17XX46	Foundation Course			03	--	03	60	40	100	3
7	17XXL47	Laboratory			01-Hour Instruction 02-Hour Practical		03	60	40	100	2
8	17XXL48	Laboratory			01-Hour Instruction 02-Hour Practical		03	60	40	100	2
9	17KL/CPH39/49	Core Course	Kannada/Constitution of India, Professional Ethics and Human Rights	Humanities	01		01	30	20	50	01
				TOTAL	Theory:24hours Practical: 06 hours		25	510	340	850	28

1. Core Course: This is the course, which is to be compulsorily studied by a student as a core requirement to complete the requirement of a programme in a said discipline of study.
2. Foundation Course: The courses based upon the content that leads to Knowledge enhancement.
3. Kannada/Constitution of India, Professional Ethics and Human Rights: 50 % of the programs of the Institution have to teach Kannada/ Constitution of India, Professional Ethics and Human Rights in cycle based concept during III and IV semesters.
4.Audit Course:
(I) All lateral entry students (except B. Sc candidates) have to register for Additional Mathematics – II which is 03 contact hours per week.

1	17MATDIP41	Additional Mathamatics - II	03		03	60	-	60	-

(ii) Language English (Audit Course) be compulsorily studied by all lateral entry students (except B. Sc candidates)

Visvesvaraya Technological University, Belagavi

REGULATIONS GOVERNING
THE DEGREE OF BACHELOR OF ENGINEERING/ TECHNOLOGY (B.E/B.Tech)
UNDER CHOICE BASED CREDIT SYSTEM (CBCS)
Effective from the academic year 2017–18

Annexure -1 (page -5)

VISVESVARAYA TECHNOLOGICAL UNIVERSITY, BELAGAVI

Scheme of Teaching and Examination 2017-2018
Choice Based Credit System (CBCS)

B.E./B.Tech_____

V SEMESTER

Sl. No	Course Code	Course	Course Title	Teaching Department	Teaching Hours /Week		Examination				Credits
					Theory	Practical/ Drawing	Duration in hours	SEE Marks	CIE Marks	Total Marks	
1	17XX51	Core Course	Management and Entrepreneurship Excluding CSE, ISE and EV Programs. (The course must be related to Management and Entrepreneurship. However, the title and syllabus content can be as per the programme requirement).		04	--	03	60	40	100	4
2	17XX52	Core Course			04	--	03	60	40	100	4
3	17XX53	Core Course			04	--	03	60	40	100	4
4	17XX54	Core Course			04	--	03	60	40	100	4
5	17XX55X	Professional Elective			03	--	03	60	40	100	3
6	17XX56Y	Open Elective			03	--	03	60	40	100	3
7	17XXL57	Laboratory			01-Hour Instruction 02-Hour Practical		03	60	40	100	2
8	17XXL58	Laboratory			01-Hour Instruction 02-Hour Practical		03	60	40	100	2
			TOTAL		Theory:22hours Practical: 06 hours		24	480	320	800	26

Electives

Professional Elective		Open Elective*** Offered by the Department of _____	
Courses under Code 17XX55X	Course Title	Courses under Code 17XX56Y	Course Title
17XX551		17XX561	
17XX552		17XX562	
17XX553		17XX563	
17XX554		17XX564	

*** Students can select any one of the open electives offered by any Department (Please refer to consolidated list of VTU for open electives). Selection of an open elective is not allowed, if;

- The candidate has no pre – requisite knowledge.
- The candidate has studied similer content course during previous semesters.
- The syllabus content of open elective is similar to that of Departmental core course(s) or to be studied professional elective(s).

Registration to electives shall be documented under the guidance of Programme Coordinator and Adviser.

1. Core subject: This is the course, which is to be compulsorily studied by a student as a core requirement to complete the requirement of a programme in a said discipline of study.
2. Professional Elective: Electives relevant to chosen specialization/ branch.
3. Open Elective: Electives from other technical and/ or emerging subject areas.

Visvesvaraya Technological University, Belagavi

REGULATIONS GOVERNING
THE DEGREE OF BACHELOR OF ENGINEERING/ TECHNOLOGY (B.E/B.Tech)
UNDER CHOICE BASED CREDIT SYSTEM (CBCS)
Effective from the academic year 2017–18

Annexure -1 (page -6)

VISVESVARAYA TECHNOLOGICAL UNIVERSITY, BELAGAVI

Scheme of Teaching and Examination 2017-2018
Choice Based Credit System (CBCS)

B.E./B.Tech_____

VI SEMESTER

Sl. No	Course Code	Course	Course Title	Teaching Department	Teaching Hours /Week		Examination				Credits
					Theory	Practical/ Drawing	Duration in hours	SEE Marks	CIE Marks	Total Marks	
1	17XX61	Core Course	Management and Entrepreneurship **Excluding CSE, ISE and EV Programs.** (The course must be related to Management and Entrepreneurship. However, the title and syllabus content can be as per the programme requirement).		04	--	03	60	40	100	4
2	17XX62	Core Course			04	--	03	60	40	100	4
3	17XX63	Core Course			04	--	03	60	40	100	4
4	17XX64	Core Course			04	--	03	60	40	100	4
5	17XX65X	Professional Elective			03	--	03	60	40	100	3
6	17XX66Y	Open Elective			03	--	03	60	40	100	3
7	17XXL67	Laboratory			01-Hour Instruction 02-Hour Practical		03	60	40	100	2
8	17XXL68	Laboratory			01-Hour Instruction 02-Hour Practical		03	60	40	100	2
			TOTAL		**Theory:22hours Practical: 06 hours**		**24**	**480**	**320**	**800**	**26**

Electives

Professional Elective		**Open Elective*** Offered by the Department of _____**	
Courses under Code 17XX65X	**Course Title**	**Courses under Code 17XX66Y**	**Course Title**
17XX651		17XX661	
17XX652		17XX662	
17XX653		17XX663	
17XX654		17XX664	

*Students can select any one of the open electives offered by any Department (Please refer to consolidated list of VTU for open electives). Selection of an open elective is not allowed, if;

- The candidate has no pre – requisite knowledge.
- The candidate has studied similer content course during previous semesters.
- The syllabus content of open elective is similar to that of Departmental core course(s) or to be studied professional elective(s).

Registration to electives shall be documented under the guidance of Programme Coordinator and Adviser.

1. Core subject: This is the course, which is to be compulsorily studied by a student as a core requirement to complete the requirement of a programme in a said discipline of study.
2. Professional Elective; Electives relevant to chosen specialization/ branch.
3. Open Elective: Electives from other technical and/ or emerging subject areas.

Visvesvaraya Technological University, Belagavi

REGULATIONS GOVERNING
THE DEGREE OF BACHELOR OF ENGINEERING/ TECHNOLOGY (B.E/B.Tech)
UNDER CHOICE BASED CREDIT SYSTEM (CBCS)
Effective from the academic year 2017–18

Annexure -1 (page -7)

VISVESVARAYA TECHNOLOGICAL UNIVERSITY, BELAGAVI

Scheme of Teaching and Examination 2017-2018
Choice Based Credit System (CBCS)

B.E/B.Tech_____

VII SEMESTER

Sl. No	Course Code	Course	Course Title	Teaching Department	Teaching Hours /Week		Examination				Credits
					Theory	Practical/ Drawing	Duration in hours	SEE Marks	CIE Marks	Total Marks	
1	17XX71	Core Course			04	--	03	60	40	100	4
2	17XX72	Core Course			04	--	03	60	40	100	4
3	17XX73	Core Course			04	--	03	60	40	100	4
4	17XX74 X	Professional Elective			03	--	03	60	40	100	3
5	17XX75Y	Professional Elective			03	--	03	60	40	100	3
6	17XXL76	Laboratory			01-Hour Instruction 02-Hour Practical		03	60	40	100	2
7	17XXL77	Laboratory			01-Hour Instruction 02-Hour Practical		03	60	40	100	2
8	17XXP78	Core Course	Project Phase – I and Project seminar			03	--	--	100	100	2
				TOTAL	Theory:18 hours Practical and Project: 09 hours		21	420	380	800	24

Electives

Professional Elective		Professional Elective	
Courses under Code 17XX74X	Course Title	Courses under Code 17XX75Y	Course Title
17XX741		17XX751	
17XX742		17XX752	
17XX743		17XX753	
17XX744		17XX754	

1. Core subject: This is the course, which is to be compulsorily studied by a student as a core requirement to complete the requirement of a programme in a said discipline of study.
2. Professional Elective: Electives relevant to chosen specialization/ branch.
3. Project Phase – I and Project seminar: Comprises of Literature Survey, Problem identification, Objectives and Methodology. CIE marks shall be based on the report covering Literature Survey, Problem identification, Objectives and Methodology and seminar presentation skill.

Visvesvaraya Technological University, Belagavi

REGULATIONS GOVERNING
THE DEGREE OF BACHELOR OF ENGINEERING/ TECHNOLOGY (B.E/B.Tech)
UNDER CHOICE BASED CREDIT SYSTEM (CBCS)
Effective from the academic year 2017–18

Annexure -1 (page -8)

VISVESVARAYA TECHNOLOGICAL UNIVERSITY, BELAGAVI

Scheme of Teaching and Examination 2017-2018
Choice Based Credit System (CBCS)

B.E./B.Tech_____

VIII SEMESTER

Sl. No	Course Code	Course	Course Title	Teaching Department	Teaching Hours /Week		Examination				Credits
					Theory	Practical/ Drawing	Duration in hours	SEE Marks	CIE Marks	Total Marks	
1	17XX81	Core Course			04	--	03	60	40	100	4
2	17XX82	Core Course			04	--	03	60	40	100	4
3	17XX83X	Professional Elective			03	--	03	60	40	100	3
4	17XX84	Core Course	Internship/ Professional Practice		Working hours of the place of Internship		03	50	50	100	2
5	17XXP85	Core Course	Project work Phase -II		--	06	03	100	100	200	6
6	17XXS86	Core Course	Technical Seminar		--	04	--	--	100	100	1
			TOTAL		Theory:11 hours Project and Seminar: 10 hours		15	390	310	700	20

Professional Electives

Courses under Code 17XX83X	Course Title
17XX831	
17XX832	
17XX833	
17XX834	

1. **Core subject:** This is the course, which is to be compulsorily studied by a student as a core requirement to complete the requirement of a programme in a said discipline of study.
2. **Professional Elective:** Electives relevant to chosen specialization/ branch
3. **Internship/ Professional Practice:** To be completed between the (VI and VII semester vacation) and/or (VII and VIII semester vacation) period for 4 weeks

ENGINEERING MATHEMATICS-I

[As per Choice Based Credit System (CBCS) scheme]

(Effective from the academic year 2017 -2018)

SEMESTER - I

Course Code	:	**17MAT11**	**CIE Marks**	:	**40**
Number of Lecture Hours/Week	:	**04**	**SEE Marks**	:	**60**
Total Number of Lecture Hours	:	**50**	**Exam Hours**	:	**03**

Course Objectives:

To enable the students to apply the knowledge of Mathematics in various engineering fields by making them to learn the following:

* nth derivatives of product of two functions and polar curves.
* Partial derivatives
* Vector calculus
* Reduction formulae of integration; To solve First order differential equations.
* Solution of system of linear equations , quadratic forms.

Module - 1 **Hours - 10**

Differential Calculus -1:

Determination of nth order derivatives of Standard functions - Problems. Leibnitz's theorem (without proof) - problems.

Polar Curves - angle between the radius vector and tangent, angle between two curves, Pedal equation of polar curves. Derivative of arc length - Cartesian, Parametric and Polar forms (without proof) - problems. Curvature and Radius of Curvature – Cartesian, Parametric, Polar and Pedal forms (without proof) -problems

Module - 2 **Hours - 10**

Differential Calculus -2:

Taylor's and Maclaurin's theorems for function of one variable(statement only)- problems. Evaluation of Indeterminate forms.

Partial derivatives – Definition and simple problems, Euler's theorem(without proof) – problems, total derivatives, partial differentiation of composite functions-problems. Definition and evaluation of Jacobians

Module - 3 **Hours - 10**

Vector Calculus:

Derivative of vector valued functions, Velocity, Acceleration and related problems, Scalar and Vector point functions. Definition of Gradient, Divergence and Curl-problems. Solenoidal and Irrotational vector fields. Vector identities - div(ϕA), curl (ϕA), curl(grad ϕ), div(curl A).

Module - 4 **Hours - 10**

Integral Calculus:

Reduction formula $\int Sin^n x\,dx$, $\int Cos^n x\,dx$, $\int Sin^m x\,Cos^n x\,dx$ (m and n are positive integers), evaluation of these integrals with standard limits (0 to $\pi/2$) and problems.

Differential Equations ;

Solution of first order and first degree differential equations – Exact, reducible to exact and Bernoulli's differential equations .Orthogonal trajectories in Cartesian and polar form. Simple problems on Newton's law of cooling.

Module - 5 **Hours - 10**

Linear Algebra

Rank of a matrix by elementary transformations, solution of system of linear equations - Gauss-elimination method, Gauss –Jordan method and Gauss-Seidel method .

Eigen values and Eigen vectors, Rayleigh's power method to find the largest Eigen value and the corresponding Eigen vector. Linear transformation, diagonal-isation of a square matrix . Reduction of Quadratic form to Canonical form

Course outcomes:

On completion of this course, students are able to

* Use partial derivatives to calculate rates of change of multivariate functions.
* Analyze position, velocity, and acceleration in two or three dimensions using the calculus of vector valued functions.
* Recognize and solve first-order ordinary differential equations, Newton's law of cooling
* Use matrices techniques for solving systems of linear equations in the different areas of Linear Algebra.

Question paper pattern:

* The question paper will have ten questions.
* Each full Question consisting of 20 marks
* There will be 2 full questions(with a maximum of four sub questions) from each module.

* Each full question will have sub questions covering all the topics under a module.
* The students will have to answer 5 full questions, selecting one full question from each module.

Text Books:

1. B.S. Grewal, **"Higher Engineering Mathematics"**, Khanna publishers, 42nd edition, 2013.
2. Erwin Kreyszig, **"Advanced Engineering Mathematics I,"** Wiley, 2013

Reference Books:

1. B.V. Ramana, "Higher Engineering Mathematics", Tata Mc Graw-Hill, 2006
2. N.P.Bali and Manish Goyal, **"A text book of Engineering mathematics"**, Laxmi publications, latest edition.
3. H.K. Dass and Er. RajnishVerma, **"Higher Engineerig Mathematics"**, S.Chand publishing, 1st edition, 2011.

****

ENGINEERING CHEMISTRY

[As per Choice Based Credit System (CBCS) scheme]

(Effective from the academic year 2017 -2018)

SEMESTER - I/II

Course Code	17CHE12/17CHE22	CIE Marks	40
Number of Lecture Hours/Week	04	SEE Marks	60
Total Number of Lecture Hours	50	Exam Hours	03

Course objectives:

To provide students with knowledge of engineering chemistry for building technical competence in industries, research and development in the following fields

* Electrochemistry & Battery Technology.
* Corrosion & Metal Finishing.
* Fuels & Solar energy.
* Polymers.
* Water Technology & Nano Materials.

Module - 1 **Hours - 10**

Electrochemistry and Battery Technology

Electrochemistry : Introduction, Derivation of Nernst equation for electrode potential. Reference electrodes: Introduction, construction, working and applications of calomel and Ag / AgCl electrodes. Measurement of electrode potential using calomel electrode. Ion selective electrode: Introduction; Construction and working of glass electrode, determination of pH using glass electrode. Concentration cells: Electrolyte concentration cells, numerical problems.

Battery Technology : Introduction, classification - primary, secondary and reserve batteries. Characteristics - cell potential, current, capacity, electricity storage density, energy efficiency, cycle life and shelf life. Construction, working and applications of Zinc-Air, Nickel- metal hydride batteries. Lithium batteries: Introduction, construction, working and applications of Li-MnO_2 and Li-ion batteries.

Fuel Cells : Introduction, difference between conventional cell and fuel cell, limitations & advantages. Construction, working & applications of methanol-oxygen fuel cell with H_2SO_4 electrolyte.

Module - 2 **Hours - 10**

Corrosion and Metal Finishing:

Corrosion: Introduction, electrochemical theory of corrosion, galvanic series. Factors affecting the rate of corrosion: ratio of anodic to cathodic areas, nature of metal, nature of corrosion product, nature of medium – pH, conductivity, and temperature. Types of corrosion- Differential metal, differential aeration (Pitting and water line) and stress. Corrosion control: Inorganic coatings-Anodizing of Al and phosphating; Metal coatings-Galvanization and Tinning. Cathodic protection (sacrificial anodic and impressed current methods).

Metal Finishing: Introduction, Technological importance. Electroplating: Introduction, principles governing-Polarization, decomposition potential and overvoltage. Factors influencing the nature of electro deposit-current density, concentration of metal ion & electrolyte; pH, temperature & throwing power of plating bath; additives- brighteners, levellers, structure modifiers & wetting agents. Electroplating of Nickel (Watt's Bath) and Chromium(decorative and hard). Electro less plating: Introduction, distinction between electroplating and electro less plating, electro less plating of copper & manufacture of double sided Printed Circuit Board with copper.

Module - 3 **Hours - 10**

Fuels and Solar Energy:

Fuels: Introduction, classification, calorific value- gross and net calorific values, determination of calorific value of fuel using bomb calorimeter, numerical problems. Cracking: Introduction, fluidized catalytic cracking, synthesis of petrol by Fishcher-Tropsch process, reformation of petrol, octane and cetane numbers. Gasoline and diesel knocking and their mechanism, anti knocking agents, power alcohol & biodiesel.

Solar Energy: Introduction, utilization and conversion, photovoltaic cells-construction and working. Design of PV cells: modules, panels & arrays. Advantages & disadvantages of PV cells. Production of solar grade silicon: Union carbide process, purification of silicon (zone refining), doping of silicon-diffusion technique (n&p types).

Module - 4 **Hours - 10**

Polymers:

Introduction, types of polymerization: addition and condensation, mechanism of polymerization- free radical mechanism taking vinyl chloride as an example. Molecular weight of polymers: number average and weight average, numerical problems. Glass transition temperature (Tg): Factors influencing Tg-Flexibility, inter molecular forces, molecular mass, branching

& cross linking and stereo regularity. Significance of Tg. Structure property relationship: crystallinity, tensile strength, elasticity & chemical resistivity. Synthesis, properties and applications of PMMA (plexi glass), Polyurethane and polycarbonate. Elastomers: Introduction, synthesis, properties and applications of Silicone rubber. Adhesives: Introduction, synthesis, properties and applications of epoxy resin. Polymer Composites: Introduction, synthesis, properties and applications of Kevlar. Conducting polymers: Introduction, mechanism of conduction in Poly aniline and applications of conducting poly aniline.

Module - 5 **Hours - 10**

Water Technology and Nanomaterials:

Water Technology: Introduction, boiler troubles with disadvantages & prevention methods-scale and sludge formation, priming and foaming, boiler corrosion(due to dissolved O2, CO2 and MgCl2). Determination of DO, BOD and COD, numerical problems on COD. Sewage treatment: Primary, secondary (activated sludge method) and tertiary methods. Softening of water by ion exchange process. Desalination of sea water by reverse osmosis & electro dialysis (ion selective).

Nano Materials: Introduction, properties (size dependent). Synthesis-bottom up approach (sol-gel, precipitation, gas condensation & chemical vapour condensation processes). Nano scale materials- carbon nano tubes, nano wires, fullerenes, dendrimers, nano rods, & nano composites.

Course outcomes:

On completion of this course, students will have knowledge in:

* Electrochemical and concentration cells. Classical & modern batteries and fuel cells.
* Causes & effects of corrosion of metals and control of corrosion. Modification of surface properties of metals to develop resistance to corrosion, wear, tear, impact etc. by electroplating and electro less plating.
* Production & consumption of energy for industrialization of country and living standards of people. Utilization of solar energy for different useful forms of energy.
* Replacement of conventional materials by polymers for various applications.
* Boiler troubles; sewage treatment and desalination of sea water, and
* Over viewing of synthesis, properties and applications of nanomaterials.

Question paper pattern:

* The question paper will have ten questions.
* Each full Question consisting of 20 marks
* There will be 2 full questions (with a **maximum** of **four** sub questions) from each module.
* Each full question will have sub questions covering all the topics under a module.
* The students will have to answer 5 full questions, selecting one full question from each module.

Text Books:

1. B.S.Jai Prakash, R.Venugopal, Sivakumaraiah & Pushpa Iyengar., **"Chemistry for Engineering Students"**, Subhash Publications, Bangalore.
2. R.V.Gadag & A.Nityananda Shetty., **"Engineering Chemistry"**, I K International Publishing House Private Ltd. New Delhi.
3. P.C.Jain & Monica Jain.,**"Engineering Chemistry"**, Dhanpat Rai Publications, New Delhi.

Reference Books:

1. O.G.Palanna,**"Engineering Chemistry"**,Tata McGraw Hill Education Pvt. Ltd. New Delhi, Fourth Reprint.
2. G.A.Ozin & A.C. Arsenault, **"Nanochemistry A Chemical Approach to Nanomaterials"**, RSC publishing, 2005.
3. **"Wiley Engineering Chemistry"**, Wiley India Pvt. Ltd. New Delhi. Second Edition.
4. V.R.Gowariker, N.V.Viswanathan & J.Sreedhar., **"Polymer Science"**, Wiley-Eastern Ltd.
5. M.G.Fontana., **"Corrosion Engineering"**, Tata McGraw Hill Publishing Pvt. Ltd. New Delhi.

****

ENGINEERING PHYSICS

[As per Choice Based Credit System (CBCS) scheme]

(Effective from the academic year 2017 -2018)

SEMESTER - I/II

Course Code	17PHY12/17PHY22	CIE Marks	40
Number of Lecture Hours/Week	04	SEE Marks	60
Total Number of Lecture Hours	50	Exam Hours	03

CREDITS - 04

Course Objectives:

The Objective of this course is to make students learn and understand basic concepts and principles of physics to analyze practical engineering problems and apply its solutions effectively and meaningfully. To understand building up of models, design issues, practical oriented skills and problem solving challenges are the great task of the course. To know about shock waves and practical applications is the prime motto to introduce new technology at the initial stage of Engineering.

Module - 1 **Hours - 10**

Modern Physics and Quantum Mechanics

Black body radiation spectrum, Assumptions of quantum theory of radiation, Plank's law, Weins law and Rayleigh Jeans law, for shorter and longer wavelength limits. Wave Particle dualism, deBroglie hypothesis. Compton Effect. Matter waves and their Characteristic properties, Definition of Phase velocity and group velocity, Relation between phase velocity and group velocity, Relation between group velocity and particle velocity.

Heisenberg's uncertainity principle and its application, (Non-existence of electron in the nucleus). Wave function, Properties and physical significance of wave function, Probability density and Normalization of wave function. Setting up of one dimensional time independent Schrodinger wave equation. Eigen values and Eigen functions. Application of Schrodinger wave equation for a particle in a potential well of infinite depth and for free particle.

Module - 2 **Hours - 10**

Electrical Properties of Materials

Free–electron concept (Drift velocity, Thermal velocity, Mean collision time, Mean free path, relaxation time). Failure of classical free electron theory. Quantum free electron theory, Assumptions, Fermi factor, density of states (qualitative only) Fermi–Dirac Statistics. Expression for electrical conductivity based on quantum free electron theory, Merits of quantum free electron theory.

Conductivity of Semi conducting materials, Concentration of electrons and holes in intrinsic semiconductors, law of mass action.

Temperature dependence of resistivity in metals and superconducting materials. Effect of magnetic field (Meissner effect). Type I and Type II superconductors–Temperature dependence of critical field. BCS theory (qualitative). High temperature superconductors. Applications of superconductors–. Maglev vehicles.

Module - 3 **Hours - 10**

Lasers and Optical Fibers

Einstein's coefficients (expression for energy density). Requisites of a Laser system. Condition for laser action. Principle, Construction and working of CO2 laser and semiconductor Laser. Applications of Laser – Laser welding, cutting and drilling. Measurement of atmospheric pollutants. Holography–Principle of Recording and reconstruction of images.

Propagation mechanism in optical fibers. Angle of acceptance. Numerical aperture. Types of optical fibers and modes of propagation. Attenuation, Block diagram discussion of point to point communication, applications.

Module - 4 **Hours - 10**

Crystal Structure

Space lattice, Bravais lattice–Unit cell, primitive cell. Lattice parameters. Crystal systems. Direction and planes in a crystal. Miller indices. Expression for inter – planar spacing. Co-ordination number. Atomic packing factors (SC,FCC,BCC). Bragg's law, Determination of crystal structure using Bragg's X–ray difractometer. Polymarphism and Allotropy. Crystal Structure of Diamond, qualitative discussion of Pervoskites.

Module - 5 **Hours - 10**

Shock waves and Science of Nano Materials

Definition of Mach number, distinctions between- acoustic, ultrasonic, subsonic and supersonic waves. Description of a shock wave and its applications. Basics of conservation of mass, momentum and energy. Normal shock equations (Rankine-Hugonit equations). Method of creating shock waves in the laboratory using a shock tube, description of hand operated Reddy shock tube and its characteristics.

Introduction to Nano Science, Density of states in 1D, 2D and 3D structures. Synthesis : Top–down and Bottom–up approach, Ball Milling and Sol–Gel methods.

CNT – Properties, synthesis: Arc discharge, Pyrolysis methods, Applications.

Scanning Electron microscope: Principle, working and applications.

Course outcomes:

On Completion of this course, students are able to –

* Learn and understand more about basic principles and to develop problem solving skills and implementation in technology.
* Gain Knowledge about Modern physics and quantum mechanics will update the basic concepts to implement the skills.
* Study of material properties and their applications is the prime role to understand and use in engineering applications and studies.
* Study Lasers and Optical fibers and its applications are to import knowledge and to develop skills and to use modern instruments in the engineering applications.
* Understand Crystal structure and applications are to boost the technical skills and its applications.
* Expose shock waves concept and its applications will bring latest technology to the students at the first year level to develop research orientation programs at higher semester level.
* Understand basic concepts of nano science and technology.

Question paper pattern:

* The question paper will have ten questions.
* Each full Question consisting of 20 marks
* There will be **2** full questions (with a **maximum** of **four** sub questions) from each module.
* Each full question will have sub questions covering all the topics under a module.
* The students will have to answer 5 full questions, selecting one full question from each module.

Text Books:

1. Wiley precise Text, **Engineering Physics,** Wiley India Private Ltd., NewDelhi. Book series – 2014,
2. Dr. M.N. Avadhanulu, Dr. P.G.Kshirsagar, **Text Book of Engineering Physics,** S Chand Publishing, New Delhi - 2012

Reference Books:

1. S.O.Pillai, **Solid State Physics, New** Age International. Sixth Edition.
2. Chintoo S Kumar, K Takayana and K P J Reddy, **Shock waves made simple,** Willey India Pvt. Ltd. New Delhi, 2014
3. A Marikani, **Engineering Physics,** PHI Learning Private Limited, Delhi - 2013
4. Prof. S. P. Basavaraju, **Engineering Physics**, Subhas Stores, Bangalore-2
5. V Rajendran ,**Engineering Physics**, Tata Mc.Graw Hill Company Ltd., New Delhi - 2012
6. S Mani Naidu, **Engineering Physics**, Pearson India Limited - 2014

****

ELEMENTS OF CIVIL ENGINEERING AND MECHANICS

[As per Choice Based Credit System (CBCS) scheme]

(Effective from the academic year 2017 -2018)

SEMESTER - I/II

Course Code	**17CIV13/17CIV23**	**CIE Marks**	**40**
Number of Lecture Hours/Week	**04**	**SEE Marks**	**60**
Total Number of Lecture Hours	**50**	**Exam Hours**	**03**

CREDITS - 04

Course Objectives:

The The objectives of this course is to make students to learn basics of Civil Engineering concepts and infrastructure development, solve problems involving Forces, loads and Moments and know their applications in allied subjects. It is a pre-requisite for several courses involving Forces, Moments, Centroids, Moment of inertia and Kinematics.

Particulars

Module - 1

Introduction to Civil Engineering &Engineering Mechanics

Introduction to Civil Engineering

BScope of different fields of Civil Engineering - Surveying, Building Materials, Construction Technology, Geotechnical Engineering, Structural Engineering, Hydraulics, WaterResources and Irrigation Engineering, Transportation Engineering, Environmental Engineering.

1 - Hours

Infrastructure: Types of infrastructure, Role of Civil Engineer in theInfrastructural Development, Effect of the infrastructural facilities onsocio-economic development of a country.

1 - Hours

Roads: Classification of Roads and their functions, Comparison of Flexible and Rigid Pavements (Advantages and Limitations)

1 - Hours

Bridges: Types of Bridges and Culverts, RCC, Steel and Composite Bridges

1 - Hours

Dams: Different types of Dams based on Material, Structural behavior and functionality with simple sketches.

1 - Hours

Introduction to Engineering Mechanics:

Basic idealizations - Particle, Continuum and Rigid body; Newton's laws□Force and its characteristics, types of forces-Gravity, Lateral and its distribution on surfaces, Classification of force systems, Principle of physical independence, superposition, transmissibility of forces, , Introduction to SI units.

2 - Hours

Couple, Moment of a couple, Characteristics of couple, Moment of a force, Equivalent force - Couple system; Numerical problems on moment of forces and couples, on equivalent force - couple system.

3 - Hours

Module - 2

Analysis of Concurrent Force Systems

Concepts: Resultants and Equilibrium

Composition of forces - Definition of Resultant; Composition of coplanar - concurrent force system, Parallelogram Law of forces, Principle of resolved parts;

3 - Hours

Numerical problems on composition of coplanar concurrent force systems. Equilibrium of forces - Definition of Equilibrant; Conditions of static equilibrium for different force systems, Lami's theorem; Numerical problems on equilibrium of coplanar – concurrent and non-concurrent force systems.

3 - Hours

Application- Static Friction in rigid bodies in contact

2 - Hours

Types of friction, Laws of static friction, Limiting friction, Angle of friction, angle of repose; Impending motion on horizontal and inclined planes; Numerical Problems on single and two blocks on inclined planes

2 - Hours

Module - 3

Analysis of Non-Concurrent Force Systems

Concepts: Resultants and Equilibrium

Composition of coplanar - non-concurrent force system, Varignon's principle of moments; Numerical problems on composition of coplanar non-concurrent Force system.

5 - Hours

Application-Support Reaction in beams

Types of Loads and Supports, statically determinate beams, Numerical problems onsupport reactions for statically determinate beams with Point load (Normal and inclined) and uniformly distributed and uniformly varying loads and Moments.

Module - 4

Centroids and Moments of Inertia of Engineering Sections:

Centroids

Introduction to the concept, centroid of line and area, centroid of basic geometrical figures, computing centroid for– T, L, I, Z and full/quadrant circular sections and their built up sections. Numerical problems

5 - Hours

Moment of Inertia

Introduction to the concept, Radius of gyration, Parallel axis theorem, Perpendicular axis theorem, Moment of Inertia of basic planar figures, computing moment of Inertia for – T, L, I, Z and full/quadrant circular sections and their built up sections. Numerical problems

5 - Hours

Module - 5

Kinematics

Concepts and Applications

Definitions – Displacement – Average velocity – Instantaneous velocity – Speed – Acceleration - Average acceleration – Variable acceleration – Acceleration due to gravity – Newton's Laws of Motion.

2 - Hours

Rectilinear Motion–Numerical problems

2 - Hours

Curvilinear Motion – Super elevation – ProjectileMotion – Relative motion – Numerical problems.

3 - Hours

Motion under gravity – Numerical problems.

3 - Hours

COURSE OUTCOMES

After a successful completion of the course, the student will be able to:

1. Know basics of Civil Engineering, its scope of study, knowledge about Roads, Bridges and Dams;
2. Comprehend the action of Forces, Moments and other loads on systems of rigid bodies;
3. Compute the reactive forces and the effects that develop as a result of the external loads;
4. Locate the Centroid and compute the Moment of Inertia of regular cross-sections.
5. Express the relationship between the motion of bodies and
6. Equipped to pursue studies in allied courses in Mechanics.

Question Paper Pattern:

* 10 Questions are to be set such that 2 questions are selected from each module.
* 2 Questions are to be set under respective modules.
* Intra module questions are to be set such that the questions should cover the entire module and further, should be answerable for the set marks.
* Each question should be set for 20 marks (Preferably 10 marks each)
* Not more than 3 sub questions are to be set under any main question
* Students should answer 5 full questions selecting at least 1 from each module.

TEXT BOOKS

1. Elements of Civil Engineering and Engineering Mechanics by M.N. Shesha Prakash and Ganesh. B. Mogaveer, PHI Learning, 3rd Revised edition (2014)
2. Engineering Mechanics-Statics and Dynamics by A Nelson, Tata McGraw Hill Education Private Ltd, New Delhi, 2009.
3. Elements of Civil Engineering (IV Edition) by S.S. Bhavikatti, New Age International Publisher, New Delhi, 3rd edition 2009.

REFERENCES

1. Engineering Mechanics by S.Timoshenko,D.H.Young, and J.V.Rao, TATA McGraw-Hill Book Company, New Delhi
2. Beer FP and Johnson ER, **"Mechanics for Engineers- Dynamics and Statics"**- 3rd SI Metric edition, Tata McGraw Hill. - 2008
3. Shames IH, **"Engineering Mechanics – Statics & Dynamics"**- PHI – 2009.

****

PROGRAMMING IN C AND DATA STRUCTURES

[As per Choice Based Credit System (CBCS) scheme]

(Effective from the academic year 2017 -2018)

SEMESTER - I/II

Course Code	17PCD13/17PCD23	CIE Marks	40
Number of Lecture Hours/Week	04	SEE Marks	60
Total Number of Lecture Hours	50	Exam Hours	03

CREDITS - 04

Course Objectives:

The objectives of this course is to make students to learn basic principles of Problem solving, implementing through C programming language and to design & develop programming skills. To gain knowledge of data structures and their applications.

Module - 1

INTRODUCTION TO C LANGUAGE

Introduction to Civil Engineering

Pseudo code solution to problem, Basic concepts in a C program, Declaration, Assignment & Print statements, Data Types, operators and expressions etc, Programming examples and exercise.

Text 1: Chapter 2, and **Text 2:** 1.1, 1.2, 1.3

10 - Hours

Module - 2

BRANCHING AND LOOPING

Two way selection (if, if-else, nested if-else, cascaded if-else), switch statement, ternary operator? Go to, Loops (For, while-do, do-while) in C, break and continue, Programming examples and exercises.

Text 1: Chapter 3. & **Text 2:** 4.4.

10 - Hours

Module - 3

FUNCTIONS, ARRAYS AND STRINGS

ARRAYS AND STRINGS

Using an array, Using arrays with Functions, Multi-Dimensional arrays. String: Declaring, Initializing, Printing and reading strings, string manipulation functions, String input and output functions, array of strings, Programming examples and Exercises.

Text 1: 5.7, & **Text 2:** 7.3, 7.4, chapter 9

10 - Hours

Module - 1

INTRODUCTION TO C LANGUAGE

Introduction to Civil Engineering

Pseudo code solution to problem, Basic concepts in a C program, Declaration, Assignment & Print statements, Data Types, operators and expressions etc, Programming examples and exercise.

Text 1: Chapter 2, **and Text 2:** 1.1, 1.2, 1.3

10 - Hours

Module - 2

BRANCHING AND LOOPING

Two way selection (if, if-else, nested if-else, cascaded if-else), switch statement, ternary operator? Go to, Loops (For, while-do, do-while) in C, break and continue, Programming examples and exercises.

Text 1: Chapter 3. **& Text 2:** 4.4.

10 - Hours

Module - 3

FUNCTIONS, ARRAYS AND STRINGS

ARRAYS AND STRINGS

Using an array, Using arrays with Functions, Multi-Dimensional arrays. String: Declaring, Initializing, Printing and reading strings, string manipulation functions, String input and output functions, array of strings, Programming examples and Exercises.

Text 1: 5.7, **& Text 2:** 7.3, 7.4, chapter 9

10 - Hours

FUNCTIONS: Functions in C, Argument Passing – call by value, call by reference, Functions and program structure, location of functions, void and parameter less Functions, Recursion, Programming examples and exercises.

Text 1: 1.7, 1.8, Chapter 4. **Text 2:** 5.1 to 5.4

Module - 4

STRUCTURES AND FILE MANAGEMENT

Basic of structures, structures and Functions, Array of structures, structure Data types, type definition, Defining, opening and closing of files, Input and output operations, Programming examples and exercises.

Text 1: 6.1 to 6.3. **Text 2:** 10.1 to 10.4, Chapter 11.

10 - Hours

Module - 5

POINTERS AND PREPROCESSORS & Data Structures

Pointers and address, pointers and functions (call by reference) arguments, pointers and arrays, address arithmetic, character pointer and functions, pointers to pointer ,Initialization of pointer arrays, Dynamic memory

allocations methods, Introduction to Preprocessors, compiler control Directives, Programming examples and exercises.

Text 1: 5.1 to 5.6, 5.8. **Text 2:** 12.2, 12.3, 13.1 to 13.7.

10 - Hours

Introduction to Data Structures: Primitive and non primitive data types, Abstract data types, Definition and applications of Stacks, Queues, Linked Lists and Trees.

Text 2 : 14.1, 14.2, 14.11, 14.12, 14.13, 14.15, 14.16, 14.17, 15.1.

Course outcomes:

On completion of this course, students are able to

* Achieve Knowledge of design and development of C problem solving skills.
* Understand the basic principles of Programming in C language
* Design and develop modular programming skills.
* Effective utilization of memory using pointer technology
* Understands the basic concepts of pointers and data structures.

Question paper pattern:

* The question paper will have ten questions.
* Each full Question consisting of 20 marks
* There will be **2** full questions (with a **maximum of four** sub questions) from each module.
* Each full question will have sub questions covering all the topics under a module.
* The students will have to answer 5 full questions, selecting one full question from each module.

Text Books:

1. Brian W. Kernighan and Dennis M. Ritchie: The C Programming Language, 2nd Edition, PHI, 2012.
2. Jacqueline Jones & Keith Harrow: Problem Solving with C, 1st Edition, Pearson 2011.

Reference Books:

1. Vikas Gupta: Computer Concepts and C Programming, Dreamtech Press 2013.
2. R S Bichkar, Programming with C, University Press, 2012.
3. V Rajaraman: Computer Programming in C, PHI, 2013.

****

COMPUTER AIDED ENGINEERING DRAWING

[As per Choice Based Credit System (CBCS) scheme]

(Effective from the academic year 2017 -2018)

SEMESTER - I/II

Course Code	:	**17CED14/17CED24**	**CIE Marks**	:	**40**
Number of Lecture Hours/Week	:	**6 (2T + 4L)**	**SEE Marks**	:	**60**
Total Number of Lecture Hours	:	**84**	**Exam Hours**	:	**03**

CREDITS - 04

Course Objectives:

Engineering drawing is an important tool for all Engineers and for many others professionals. It is the language of Engineers. Engineering Drawing communicates all needed information from the engineer who designed a part to the workers who will manufacture it.

The aim of the subject is to equip students with the fundamentals of Computer Aided Engineering Drawing and to further the ability to communicate information by graphical means.

Module - 1

Introduction to Computer Aided Sketching

Introduction, Drawing Instruments and their uses, BIS conventions, Lettering, Dimensioning and free hand practicing. Computer screen, layout of the software, standard tool bar/menus and description of most commonly used tool bars, navigational tools. Co-ordinate system and reference planes. of HP, VP, RPP & LPP. of 2D/3D environment. Selection of drawing size and scale. Commands and creation of Lines, Co-ordinate points, axes, poly-lines, square, rectangle, polygons, splines, circles, ellipse, text, move, copy, off-set, mirror, rotate, trim, extend, break, chamfer, fillet, curves, constraints viz. tangency, parallelism, inclination and perpendicularity. Dimensioning, line conventions, material conventions and lettering.

06 - Hours

Module - 2

Orthographic projections

Introduction, Definitions - Planes of projection, reference line and conventions employed, Projections of points in all the four quadrants, Projections of straight lines (located in First quadrant/first angle only), True and apparent lengths, True and apparent inclinations to reference planes (No application problems).

Orthographic Projections of Plane Surfaces (First Angle Projection Only)

Introduction, Definitions–projections of plane surfaces–triangle, square, rectangle, rhombus, pentagon, hexagon and circle, planes in different positions by change of position method only (No problems on punched plates and composite plates).

20 - Hours

Module - 3

Projections of Solids (First angle Projection only)

Introduction, Definitions – Projections of right regular tetrahedron, hexahedron (cube), prisms, pyramids, cylinders and cones in different positions (No problems on octahedrons and combination solid).

28 - Hours

Module - 4

Sections And Development of Lateral Surfaces of Solids

Introduction, Section planes, Sections, Section views, Sectional views, Apparent shapes and True shapes of Sections of right regular prisms, pyramids, cylinders and cones resting with base on HP. (No problems on sections of solids) Development of lateral surfaces of above solids, their frustums and truncations. (No problems on lateral surfaces of trays, tetrahedrons, spheres and transition pieces).

15 - Hours

Module - 5

Isometric Projection (Using Isometric Scale Only)

Introduction, Isometric scale, Isometric projection of simple plane figures, Isometric projection of tetrahedron, hexahedron(cube), right regular prisms, pyramids, cylinders, cones, spheres, cut spheres and combination of solids (Maximum of three solids).

15 - Hours

Course outcomes:

After studying this course,

1. Students will be able to demonstrate the usage of CAD software.
2. Students will be able to visualize and draw Orthographic projections, Sections of solids and Isometric views of solids.
3. Students are evaluated for their ability in applying various concepts to solve practical problems related to engineering drawing.

Question paper pattern:

Scheme of Examination

1. Module 1 is only for practice and Internal Assessment and not for Examination.
2. Question paper for each batch of students will be sent online by VTU and has to be downloaded before the commencement of Examination of each batch. The answer sheets will have to be jointly evaluated by the Internal and External examiners.

3. A maximum of THREE questions will be set as per the following pattern (No mixing of questions from different Modules)

Q. No.	From Modules	Marks allotted
1.	Module 2	30
2.	Module 3	40
3.	Module 4 or Module 5	30
	Total	100

Scheme of Evaluation

Q. No.	Solutions & Sketching on graph book	Computer display and printout	Total Marks
1.	10 Marks	20 Marks	30
2.	15 Marks	25 Marks	40
3.	15 Marks	15 Marks	30
Total	40 Marks	60 Marks	100

Students have to submit the computer printouts and the sketches drawn on the graph sheets at the end of the examination. Both Internal and External examiners have to jointly evaluate the solutions (Sketches), Computer display and Printouts of each student for 100 Marks (40 Marks for solutions & sketches + 60 Marks for computer display and printouts). Submit the marks list along with the solution (sketches) on graph sheets and computer printouts in separate covers.

4. Each batch must consist of a minimum of 10 students and a maximum of 12 students
5. Examination can be conducted in parallel batches, if necessary.

Text Books:

1. Engineering Drawing - N.D. Bhatt & V.M. Panchal, 48th edition, 2005-Charotar Publishing House, Gujarat.
2. "Computer Aided Engineering Drawing" by Dr. M H Annaiah, Dr C N Chandrappa and Dr B Sudheer Premkumar Fifth edition, New Age International Publishers.

Reference Books:

1) Computer Aided Engineering Drawing - S. Trymbaka Murthy, - I.K. International Publishing House Pvt. Ltd., New Delhi, 3rd revised edition- 2006.
2) Engineering Graphics - K.R. Gopalakrishna, 32nd edition, 2005-Subash Publishers Bangalore.
3) Fundamentals of Engineering Drawing with an Introduction to Interactive Computer Graphics for Design and Production- Luzadder Warren J., Duff John M., Eastern Economy Edition, 2005- Prentice-Hall of India Pvt. Ltd., New Delhi.
4) A Primer on Computer Aided Engineering Drawing-2006, Published by VTU, Belgaum.

****

ELEMENTS OF MECHANICAL ENGINEERING

[As per Choice Based Credit System (CBCS) scheme]

(Effective from the academic year 2017 -2018)

SEMESTER - I/II

Course Code	:	**17EME14/17EME24**	**CIE Marks**	:	**40**
Number of Lecture Hours/Week	:	**04**	**SEE Marks**	:	**60**
Total Number of Lecture Hours	:	**50**	**Exam Hours**	:	**03**

CREDITS - 04

Course Objectives:

Students belonging to all branches of Engineering are made to learn certain fundamental topics related to mechanical engineering so that they will have a minimum understanding of mechanical systems, equipment and process.

Module - 1

Energy Resources : Non-renewable and renewable energy resources, **Petroleum based solid,** liquid and gaseous fuels, Calorific values of fuels, Combustion and combustion products of fuels, **Solar Power :** Solar Radiation.

Solar constant (definition only), Solar Thermal energy harvesting, ex: liquid flat plate collectors, solar ponds (principle of operation only), Solar photovoltaic principle. **WindPower** : principle of operation of a typical windmill. **Hydro Power** : Principles of electric power generation from hydropowerplants, **Nuclear Power :** Principles of Nuclear power plants, **Bio Fuels** : introduction to bio fuels, examples of various biofuels used in engineering applications, Comparison of biofuels with petroleum fuels in terms of calorific value and emission. **Steam Formation and Properties :**

Classification of boilers, Lancashire boiler, Babcock and Wilcox boiler, boiler mountings and accessories (No sketches for mountings and accessories), wet steam, saturated and superheated steam, specific volume, enthalpy andinternal energy. (No numerical problems in this module)

10 - Hours

Module - 2

Turbines and IC Engines and Pumps Steam turbines :

Classification, Principle of operation of Impulse and reaction turbines, Delaval's turbine, Parson's turbine. (No compounding of turbines).

Gas turbines : Classification, Working principles and Operations of Open cycle and closed cycle gas turbines.

Water turbines : Classification, Principles and operations of Pelton wheel, Francis turbine and Kaplan turbine

Internal Combustion Engines : Classification, I.C. Engines parts, 2 Stroke and 4 stroke Petrol engines, 4 stroke diesel engines. P-V diagrams of Otto and Diesel cycles. Problems on indicated power, brake power, indicated thermal efficiency, brake thermal efficiency, mechanical efficiency, and specific fuel consumption, [numericals on IC Engines].

10 - Hours

Module - 3

Machine Tools and Automation Machine Tools Operations :

Turning, facing, knurling, Thread cutting, Taper Turning by swivelling the compound rest, Drilling, Boring, Reaming, Tapping, Counter Sinking, Counter Boring, -Plane milling, End milling, Slot milling. (No sketches of Machine tools, sketches to be used only for explaining operations. Students to be shown the available machine tools in the Machine Shop of the college before explaining the operations)

Robotics and Automation :

Robotics : Introduction, classification based on robots configuration; Polar, cylindrical, Cartesian Coordinate and spherical. Application, Advantages, and disadvantages

Automation : Definition, types –Fixed, Programmable & Flexible automation, NC/ CNC machines: Basic elements with simple block diagrams, advantages and disadvantages.

10 - Hours

Module - 4

Engineering materials and joining processes :

Engineering Materials : Types and applications of Ferrous & Nonferrous metals and alloys,

Composites : Introduction: Definition, Classification and applications (Air craft and Automobiles)

Soldering, Brazing and Welding :

Definitions, classification and method of soldering, Brazing and welding. Differences between soldering, Brazing and Welding. Description of Electric Arc Welding and Oxy-Acetylene Welding.

10 - Hours

Module - 5

Refrigeration, Air-Conditioning :

Refrigerants : properties of refrigerants, list of commonly used refrigerants. Refrigeration –Definitions – Refrigerating effect, Ton of Refrigeration, Ice making capacity, COP, Relative COP, unit of Refrigeration. Principle and working of vapor compression refrigeration and vapour absorption refrigeration: Principles and applications of air conditioners, Room air conditioner.

Course outcomes :

Students shall demonstrate knowledge associated with,

1. Various Energy sources, Boilers, Prime movers such as turbines and IC engines, refrigeration and air-conditioning systems
2. Metal removal process using Lathe, drilling, Milling Robotics and Automation.
3. Fair understanding of application and usage of various engineering materials.

Question paper pattern:

* The question paper will have ten questions.
* Each full Question consisting of 20 marks
* There will be 2 full questions(with a **maximum** of **four** sub questions) from each module.
* Each full question will have sub questions covering all the topics under a module.
* The students will have to answer 5 full questions, selecting one full question from each module. from each module.
* Each full question will have sub questions covering all the topics under a module.

Text Books:

1. V.K.Manglik, **"Elements of Mechanical Engineering"**, PHI Publications, 2013. (Module-1,2,4,5)
2. MikellP.Groover, **"Automation, Production Systems & CIM"**, 3rd Edition, PHI (Module -3)
3. K.R.Gopalkrishna, **"A text Book of Elements of Mechanical Engineering"**- Subhash Publishers, Bangalore. (Module -1,2,3,4,5)

Reference Books:

1. S.TrymbakaMurthy, **"A Text Book of Elements of Mechanical Engineering"**, 4th Edition 2006, Universities Press (India) Pvt Ltd, Hyderabad.
2. K.P.Roy, S.K.HajraChoudhury, Nirjhar Roy, **"Elements of Mechanical Engineering"**, Media Promoters & Publishers Pvt Ltd,Mumbai,7th Edition, 2012
3. Pravin Kumar, **"Basic Mechanical Engineering"**, 2013 Edition, Pearson.

****

BASIC ELECTRICAL ENGINEERING

[As per Choice Based Credit System (CBCS) scheme]

(Effective from the academic year 2017 -2018)

SEMESTER - I/II

Course Code	:	**17ELE15/17ELE25**	**CIE Marks**	:	**40**
Number of Lecture Hours/Week	:	**04**	**SEE Marks**	:	**60**
Total Number of Lecture Hours	:	**50**	**Exam Hours**	:	**03**

CREDITS - 04

Course Objectives:

* Impart a basic knowledge of electrical quantities such as current, voltage, power, energy and frequency to understand the impact of technology in a global and societal context.
* Provide working knowledge for the analysis of basic DC and AC circuits used in electrical and electronic devices.
* Develop selection skill to identify the type of generators or motors required for particular application.
* Highlight the importance of transformers in transmission and distribution of electric power.
* Emphasize the effects of electric shock and precautionary measures.
* Improve the ability to function on multi-disciplinary teams.

Module - 1

D C circuits: Ohm's Law and Kirchhoff's Laws, analysis of series, parallel and series- parallel circuits excited by independent voltage sources. Power and Energy. Illustrative examples.

5 - Hours

Electromagnetism:

Review of field around a conductor and coil, magnetic flux and flux density, magnetomotive force and magnetic field intensity, reluctance and permeability, definition of magnetic circuit and basic analogy between electric and magnetic circuits. (These topics are not to be considered for setting the examination questions).

Electromagnetic induction: Definition of Electromagnetic Induction, Faradays Laws, Fleming's right hand rule, Lenz's Law, Statically and dynamically induced emf. Self-inductance, mutual inductance and coefficient of coupling. Energy stored in magnetic field. Illustrative examples. Force on current carrying conductor placed in a magnetic field, Fleming's left hand rule.

5 - Hours

Module - 2

DC Machines:

Working principle of DC machine as a generator and a motor. Types and constructional features. Types of armature windings, Emf equation of generator, relation between induced emf and terminal voltage with a mention of brush contact drop and drop due to armature reaction. Illustrative examples, neglecting armature reaction.

Operation of DC motor, back emf, torque equation. Types of DC motors, characteristics and applications. Significance of back emf. Necessity of a starter for DC motor. Illustrative examples on back emf and torque.

7 - Hours

Measuring Instruments: Construction and Principle of operation of dynamometer type wattmeterand single phase induction type energy meter.

3 - Hours

Module - 3

Single-phase AC circuits:

Generation of sinusoidal voltage, frequency of generated voltage, definition and numerical values of average value, root mean square value, form factor and peak factor of sinusoidally varying quantities, phasor representation of alternating quantities. Analysis, with phasor diagrams, of R, L, C, R-L, R-C and R-L-C circuits and, parallel and series- parallel circuits. Real power, reactive power, apparent power and power factor. Illustrative examples.

7 - Hours

Domestic wiring:

Service mains, meter board and distribution board. Brief discussion on concealed conduit wiring. Two-way and three-way control. Elementary discussion on Circuit protective devices: fuse and Miniature Circuit Breaker (MCB's). Electric shock, precautions against shock, Objectives of Earthing, types of earthing; pipe and plate earthing, Residual current circuit breaker (RCCB).

3 - Hours

Module - 4

Three Phase Circuits:

Necessity and advantages of three phase systems, generation of three phase power. Definition of Phase sequence, balanced supply and balanced load. Relationship between line and phase values of balanced star and delta connections. Power in balanced three-phase circuits, measurement of power by two-wattmeter method. Determination power factor using wattmeter readings. Illustrative examples.

6 - Hours

Three PhaseSynchronous Generators:

Principle of operation, Types and constructional features, Advantages of rotating field type alternator, Synchronous speed, Frequency of generated voltage, Emf equation. Concept of winding factor (excluding the derivation of distribution and pitch factors). Illustrative examples on calculation of distribution factor, pitch factor and emf equation.

4 - Hours

Module - 5

Single Phase Transformers:

Necessity of transformer, Principle of operation and construction of single-phase transformers (core and shell types). Emf equation, losses, variation losses with respect to load, efficiency, Condition for maximum efficiency, Voltage regulation and its significance (Open Circuit and Short circuit tests, equivalent circuit and phasor diagrams are excluded). Illustrative problems on emf equation and efficiency only.

6 - Hours

Three Phase Induction Motors:

Principle of operation, Concept and production of rotating magnetic field, Synchronous speed, rotor speed, Slip, Frequency of the rotor induced emf, Types and Constructional features. Slip and its significance. Applications of squirrel - cage and slip - ring motors. Necessity of a starter, starting of motor using stars-delta starter. Illustrative examples on slip calculations.

4 - Hours

Course outcomes:

After the completion of the course, the student should be able

* To predict the behaviour of electrical and magnetic circuits.
* Select the type of generator / motor required for a particular application.
* Realize the requirement of transformers in transmission and distribution of electric power and other applications.
* Practice Electrical Safety Rules & standards.
* To function on multi-disciplinary teams.

Question paper pattern:

* The question paper will have ten questions.
* Each full Question consisting of 20 marks
* There will be **2** full questions (with a **maximum** of **four** sub questions) from each module.
* Each full question will have sub questions covering all the topics under a module.
* The students will have to answer **5** full questions, selecting one full question from each module.

Text Books

1 Basic Electrical Engineering, D. C. Kulshreshtha, TMH, 1st Edition, Revised.

2 Electrical Technology, Edward Hughes, Pearson, 10th Edition, 2014

Reference Books

1 Fundamentals of Electrical Engineering, Rajendra Prasad PHI Third Edition 2014.

2 Basic Electrical Engineering, Abhijit, Chakrabarti, ChandanKumar, Chanda, Sudiptanath, TMH, 1st Edition, 2010

3 Fundamentals of Electrical Engineering and Electronics, B. L. Theraja, S.Chand & Company Ltd, Reprint Edition 2013

BASIC ELECTRONICS

[As per Choice Based Credit System (CBCS) scheme]

(Effective from the academic year 2017 -2018)

SEMESTER - I/II

Course Code	:	17ELN15/17ELN25	CIE Marks	:	40
Number of Lecture Hours/Week	:	04	SEE Marks	:	60
Total Number of Lecture Hours	:	50	Exam Hours	:	03

CREDITS - 04

Course Objectives:

The course objective is to make students of all the branches of Engineering to understand the efficacy of Electronic principles which are pervasive in engineering applications

Module - 1

Semiconductor Diodes and Applications (Text-1): p-n junction diode, Characteristics and Parameters, Diode approximations, DC load line analysis, Half-wave rectifier, Two-diode Full-wave rectifier, Bridge rectifier, Capacitor filter circuit (only qualitative approch), Zener diode voltage regulators: Regulator circuit with no load, Loaded Regulator. Numerical examples as applicable.

06 - Hours

Bipolar Junction Transistors:

BJT operation, BJT Voltages and Currents, BJT amplification, Common Base, Common Emitter and Common Collector Characteristics, Numerical examples as applicable.

04 - Hours

Module - 2

BJT Biasing (Text-1):

DC Load line and Bias Point, Base Bias, Voltage divider Bias, Numerical examples as applicable.

04 - Hours

Introduction to Operational Amplifiers (Text-2): Ideal OPAMP, Inverting and Non Inverting OPAMP circuits, OPAMP applications: voltage follower, addition, subtraction, integration, differentiation; Numerical examples as applicable.

06 - Hours

Module - 3

Digital Electronics (Text-2): Introduction, Switching and Logic Levels, Digital Waveform (Sections 9.1to 9.3). Number Systems: Decimal Number

System, Binary Number System, Converting Decimal to Binary, Hexadecimal Number System: Converting Binary to Hexadecimal, Hexadecimal to Binary, Converting Hexadecimal to Decimal, Converting Decimal to Hexadecimal, Octal Numbers: Binary to Octal Conversion. Complement of Binary Numbers. Boolean Algebra Theorems, De Morgan's theorem. Digital Circuits: Logic gates, NOT Gate, AND Gate, OR Gate, XOR Gate, NAND Gate, NOR Gate, X-NOR Gate. Algebraic Simplification, NAND and NOR Implementation (Sections 11.7 and 11.8): NAND Implementation, NOR Implementation. Half adder, Full adder.

10 - Hours

Module - 4

Flip-Flops (Text-2): Introduction to Flip-Flops (Section 12.1), NAND Gate Latch/ NOR Gate Latch, RS Flip-Flop, Gated Flip-Flops: Clocked RS Flip-Flop (Sections 12.3 to 12.5).

05 - Hours

Microcontrollers (Ref.1): Introduction to Microcontrollers, 8051 Microcontroller Architecture and an example of Microcontroller based stepper motor control system (only Block Diagram approach).

05 - Hours

Module - 5

Communication Systems (Text-2): Introduction, Elements of Communication Systems, Modulation: Amplitude Modulation, Spectrum Power, AM Detection (Demodulation), Frequency and Phase Modulation. Amplitude and Frequency Modulation: A comparison.

06 - Hours

Transducers (Text-2): Introduction, Passive Electrical Transducers, Resistive Transducers, Resistance Thermometers, Thermistor. Linear Variable Differential Transformer (LVDT). Active Electrical Transducers, Piezoelectric Transducer, Photoelectric Transducer.

04 - Hours

Course outcomes:

After studying this course, students will be able to:

* Appreciate the significance of electronics in different applications,
* Understand the applications of diode in rectifiers, filter circuits and wave shaping,
* Apply the concept of diode in rectifiers, filters circuits
* Design simple circuits like amplifiers (inverting and non inverting), comparators, adders, integrator and differentiator using OPAMPS,
* Compile the different building blocks in digital electronics using logic gates and implement simple logic function using basic universal gates, and

* Understand the functioning of a communication system, and different modulation technologies, and
* Understand the basic principles of different types of Transuducers.

Question paper pattern:

* The question paper will have ten questions.
* Each full Question consisting of 20 marks
* There will be **2** full questions(with a **maximum** of **four** sub questions) from each module.
* Each full question will have sub questions covering all the topics under a module.
* The students will have to answer 5 full questions, selecting one full question from each module.

Text Books:

1. David A. Bell, **"Electronic Devices and Circuits"**, Oxford University Press, 5th Edition, 2008.
2. D.P. Kothari, I. J. Nagrath, **"Basic Electronics"**, McGraw Hill Education (India) Private Limited, 2014.

Reference Books: MuhammadAli Mazidi, **"The 8051 Microcontroller and Embedded. Systems. Using Assembly and C."** Second Edition, 2011, Pearson India.

****

COMPUTER PROGRAMMING LABORATORY

[As per Choice Based Credit System (CBCS) scheme]

(Effective from the academic year 2017 -2018)

SEMESTER - I/II

Laboratory Code	:	**17CPL16/17CPL26**	**CIE Marks**	:	**40**
Number of Lecture Hours/Week	:	**01Hr Tutorial (Instructions) + 02 Hours Laboratory**	**SEE Marks**	:	**60**
Total Number of Lecture Hours	:	**48**	**Exam Hours**	:	**03**

CREDITS - 02

Course Objectives:

To provide basic principles C programming language. To provide design & develop of C programming skills. To provide practical exposures like designing flowcharts, algorithms, how to debug programs etc.

Descriptions (if any):

Demonstration of Personal Computer and its Accessories: Demonstration and Explanation on Disassembly and Assembly of a Personal Computer by the faculty-in-charge. Students have to prepare a write-up on the same and include it in the Lab record and evaluated.

Laboratory Session-1: Write-up on Functional block diagram of Computer, CPU, Buses, Mother Board, Chip sets, Operating System & types of OS, Basics of Networking & Topology and NIC.

Laboratory Session-2: Write-up on RAM, SDRAM, FLASH memory, Hard disks, Optical media, CD-ROM/R/RW, DVDs, Flash drives, Keyboard, Mouse, Printers and Plotters. Introduction to flowchart, algorithm and pseudo code.

Note: These TWO Laboratory sessions are used to fill the gap between theory classes and practical sessions. Both sessions are to be evaluated as lab experiments.

Laboratory Experiments:

Implement the following programs with WINDOWS / LINUX platform using appropriate C compiler.

1. Design and develop a flowchart or an algorithm that takes three coefficients (a, b, and c) of a Quadratic equation (ax2+bx+c=0) as input and compute all possible roots. Implement a C program for the developed flowchart/algorithm and execute the same to output the possible roots for a given set of coefficients with appropriate messages.

2. Design and develop an algorithm to find the reverse of an integer number NUM and check whether it is PALINDROME or NOT. Implement a C program for the developed algorithm that takes an integer number as input and output the reverse of the same with suitable messages. Ex: Num: 2014, Reverse: 4102, Not a Palindrome
3. 3a. Design and develop a flowchart to find the square root of a given number N. Implement a C program for the same and execute for all possible inputs with appropriate messages. Note: Don't use library function sqrt(n).
   3b. Design and develop a C program to read a year as an input and find whether it is leap year or not. Also consider end of the centuries.
4. Design and develop an algorithm to evaluate polynomial f(x) = a4x4 + a3x3 + a2x2 + a1x + a0, for a given value of x and its coefficients using Horner's method. Implement a C program for the same and execute the program with different set of values of coefficients and x.
5. Draw the flowchart and Write a C Program to compute Sin(x) using Taylor series approximation given by Sin(x) = x - (x3/3!) + (x5/5!) - (x7/7!) + ...
   Compare your result with the built- in Library function. Print both the results with appropriate messages.
6. Develop an algorithm, implement and execute a C program that reads N integer numbers and arrange them in ascending order using **Bubble Sort.**
7. Develop, implement and execute a C program that reads two matrices A **(m x n)** and B **(p x q)** and Compute product of matrices A and B. Read matrix A and matrix B in row major order and in column major order respectively. Print both the input matrices and resultant matrix with suitable headings and output should be in matrix format only. Program must check the compatibility of orders of the matrices for multiplication. Report appropriate message in case of incompatibility.
8. Develop, implement and execute a C program to search a Name in a list of names using Binary searching Technique.
9. Write and execute a C program that
   i. Implements string copy operation STRCOPY(str1,str2) that copies a stringtr1 to another string str2 without using library function.
   ii. Read a sentence and print frequency of vowels and total count of consonants.
10. a. Design and develop a C function **RightShift**(x ,n) that takes two integers x and n as input and returns value of the integer x rotated to the right by n positions. Assume the integers are unsigned. Write a C program that invokes this function with different values for x and n and tabulate the results with suitable headings.

b.Design and develop a C function **isprime**(num) that accepts an integer argument and returns 1 if the argument is prime, a 0 otherwise. Write a C program that invokes this function to generate prime numbers between the given range.

11. Draw the flowchart and write a **recursive C** function to find the factorial of a number, n!, defined by fact(n)=1, if n=0. Otherwise fact(n)=n*fact(n-1). Using this function, write a C program to compute the binomial coefficient nCr. Tabulate the results for different values of n and r with suitable messages.
12. Given two university information files **"studentname.txt"** and "usn.txt" that contains students Name and USN respectively. Write a C program to create a new file called "output.txt" and copy the content of files "studentname.txt" and "usn.txt" into output file in the sequence.
shown below . Display the contents of output file "output.txt" on to the screen.

Student Name	USN
Name 1	USN1
Name 2	USN2
....	....
....	....

Heading

13. Write a C program to maintain a record of n student details using an array of structures with four fields (Roll number, Name, Marks, and Grade). Assume appropriate data type for each field. Print the marks of the student, given the student name as input.
14. Write a C program using pointers to compute the sum, mean and standard deviation of all elements stored in an array of n real numbers.

Course outcomes:

* Gaining Knowledge on various parts of a computer.
* Able to draw flowcharts and write algorithms
* Able design and development of C problem solving skills.
* Able design and develop modular programming skills.
* Able to trace and debug a program

Conduction of Practical Examination:

1. All laboratory experiments (nos) are to be included for practical examination.
2. Students are allowed to pick one experiment from the lot.
3. Strictly follow the instructions as printed on the cover page of answer script for breakup of marks
4. Change of experiment is allowed only once and 15% Marks allotted to the procedure part to be made zero.

****

WORKSHOP PRACTICE

[As per Choice Based Credit System (CBCS) scheme]

(Effective from the academic year 2017 -2018)

SEMESTER - I/II

Course Code	**17WSL16/17WSL26**	**CIE Marks**	**40**
Number of Lecture Hours/Week	**3 (1 hr Tut +2 hrs lab)**	**SEE Marks**	**60**
Total Number of Lecture Hours	**42**	**Exam Hours**	**03**

CREDITS - 02

Course Objectives:

* To impart knowledge and skill to use tools, machines, equipment, and measuring instruments.
* Educate students of Safe handling of machines and tools.

Module - 1

1. Use of Hand Tools: V-block, Marking Gauge, Files, Hack Saw, Drills, Taps and Minimum 3 models involving Dove tail joint, Triangular joint and Semicircular joint.
2. Welding: Study of electric arc welding tools &equipments, Models: Butt Joint, Lap Joint, T joint & L-joint.
3. Sheet Metal & Soldering Work: Development & Soldering of the models: Tray, Frustum of cone, Prism(Hexagon & Pentagon),Truncated Square Pyramid, Funnel.
4. Study & Demonstration of power tools in Mechanical Engineering.

03 - Hours

Course outcomes :

At the end of the course, the student will be able to:

1. Demonstrate and produce different types of fitting models.
2. Gain knowledge of development of sheet metal models with an understanding of their applications.
3. Perform soldering and welding of different sheet metal & welded joints.
4. Understand the Basics of Workshop practices.

Scheme of Examination

Fitting Model / Sheet Metal Work: 50 Marks

(50% of the batch to be given Fitting and remaining 50% to be given Sheet metal work including Soldering)

Welding: 30 Marks

Viva voce: 20 Marks

Total: 100 Marks

Ref Books: Elements of Workshop Technology:Vol I : Manufacturing Processes, S K Hajra. Choudhury, A K. Hajra Choudhury, 15th Edition Reprinted 2013,Media Promoters &Publishers Pvt Ltd., Mumbai.

Note: No mini drafters and drawing boards required. Drawings (Developments) can be done on sketch sheets using scale , pencil and Geometrical Instruments

****

ENGINEERING CHEMISTRY LABORATORY

[As per Choice Based Credit System (CBCS) scheme]

(Effective from the academic year 2017 -2018)

SEMESTER - I/II

Course Code	:	17CHEL17/17CHEL27	CIE Marks	:	40
Number of Lecture Hours/Week	:	3 (1 hr Tutorial +2 hrs lab)	SEE Marks	:	60
Total Number of Lecture Hours	:	50	Exam Hours	:	03

CREDITS - 02

Course Objectives:

* To provide students with practical knowledge of quantitative analysis of materials by classical and instrumental methods for developing experimental skills in building technical competence.

Instrumental Experiments

1. Estimation of FAS potentiometrically using standard K2Cr2O7 solution.
2. Estimation of Copper colorimetrically.
3. Estimation of Acids in acid mixture conductometrically.
4. Determination of pKa of weak acid using pH meter.
5. Determination of Viscosity co-efficient of the given liquid using Ostwald's viscometer.
6. Estimation of Sodium and Potassium in the given sample of water using Flame Photometer.

Volumetric Experiments

1. Estimation of Total hardness of water by EDTA complexometric method.
2. Estimation of CaO in cement solution by rapid EDTA method.
3. Determination of percentage of Copper in brass using standard sodium thiosulphate solution.
4. Estimation of Iron in haematite ore solution using standard K2Cr2O7 solution by External Indicator method.
5. Estimation of Alkalinity (OH-, CO3-- & HCO3-) of water using standard HCl solution.
6. Determination of COD of waste water.

Course outcomes:

On completion of this course, students will have the knowledge in,

* Handling different types of instruments for analysis of materials using small quantities of materials involved for quick and accurate results, and

* Carrying out different types of titrations for estimation of concerned in materials using comparatively more quantities of materials involved for good results

Conduction of Practical Examination:

1. All experiments are to be included for practical examination.
2. One instrumental and another volumetric experiments shall be set.
3. Different experiments shall be set under instrumental and a common experiment under volumetric.

Reference Books:

1. G.H.Jeffery, J.Bassett, J.Mendham and R.C.Denney, **"Vogel's Text Book of Quantitative Chemical Analysis"**
2. O.P.Vermani & Narula, **"Theory and Practice in Applied Chemistry"**, New Age International Publisers.
3. Gary D. Christian, **"Analytical chemistry"**, 6th Edition, Wiley India.

****

ENGINEERING PHYSICS LAB

[As per Choice Based Credit System (CBCS) scheme]

(Effective from the academic year 2017 -2018)

SEMESTER - I/II

Course Code	:	**17PHYL17/17PHYL27**	**CIE Marks**	:	**40**
Number of Lecture Hours/Week	:	**3 (1 hr Tutorial +2 hrs lab)**	**SEE Marks**	:	**60**
Total Number of Lecture Hours	:	**48**	**Exam Hours**	:	**03**

CREDITS - 02

Course Objectives:

* The Objective of this course is to make the students gain practical knowledge to co-relate with the theoretical studies. To achieve perfectness in experimental skills and the study of practical applications will bring more confidence and ability to develop and fabricate engineering and technical equipments.
* Design of circuits using new technology and latest components and to develop practical applications of engineering materials and use of principle in the right way to implement the modern technology.

EXPERIMENTS:

1. Black box experiment; Identification of unknown passive electrical components and determine the value of Inductance and Capacitance
2. Series and parallel LCR Circuits (Determination of resonant frequencyand quality factor)
3. I–V Characteristics of Zener Diode. (determination of knee voltage, zener voltage and forward resistance)
4. Characteristics of Transistor (Study of Input and Output characteristics and calculation of input resistance, output resistance and amplification factor)
5. Photo Diode Characteristics (Study of I–V characteristics in reverse bias and variation of photocurrent as a function of reverse voltage and intensity).
6. Dielectric constant (Measurement of dielectric constant).
7. Diffraction (Measurement of wavelength of laser source using diffraction grating).
8. Torsional pendulum (Determination of M.I. of wire and Rigidity modulus).
9. Determination of Fermi energy. (Measurement of Fermi energy in copper).
10. Uniform Bending Experiment (Determination of Youngs modulus of material bar).

11. Newtons Rings, (Determination of radius of curvature of plano convex lens).
12. Verification of Stefan's Law.

Course Outcomes:

On Completion of this course students are able to –

* Develop skills to impart practical knowledge in real time solution.
* Understand principle, concept, working and application of new technology and comparison of results with theoretical calculations.
* Design new instruments with practical knowledge.
* Gain knowledge of new concept in the solution of practical oriented problems and to understand more deep knowledge about the solution to theoretical problems.
* Understand measurement technology, usage of new instruments and real time applications in engineering studies.

Note: 1) All the above twelve experiments are to be conducted
2) Two experiments are to be performed by the students in the examination

****

ENVIRONMENTAL STUDIES

[As per Choice Based Credit System (CBCS) scheme]

(Effective from the academic year 2017 -2018)

SEMESTER - I/II

Course Code	:	17CIV18/17CIV28	:	CIE Marks	40
Number of Lecture Hours/Week	:	02	:	SEE Marks	60
Total Number of Lecture Hours	:	25	:	Exam Hours	03

Course Objectives:

1. To identify the major challenges in environmental issues and evaluate possible solutions.
2. Develop analytical skills, critical thinking and demonstrate socio-economic skills for sustainable development.
3. To analyze an overall impact of specific issues and develop environmental management plan.

Module - 1

Introduction: Environment - Components of Environment Ecosystem: Types & Structure of Ecosystem, Balanced ecosystem Human Activities – Food, Shelter, And Economic & Social Security.

02 - Hours

Impacts of Agriculture & Housing Impacts of Industry, Mining & Transportation Environmental Impact Assessment, Sustainable Development.

03 - Hour

Module - 2

Natural Resources, Water resources – Availability & Quality aspects, Water borne diseases & water induced diseases, Fluoride problem in drinking water Mineral resources, Forest Wealth Material Cycles – Carbon Cycle, Nitrogen Cycle & Sulphur Cycle.

03 - Hours

Energy – Different types of energy, Conventional sources & Non Conventional sources of energy Solar energy, Hydro electric energy, Wind Energy, Nuclear energy, Biomass & Biogas Fossil Fuels, Hydrogen as an alternative energy.

03 - Hours

Module - 3

Environmental Pollution – Water Pollution, Noise pollution, Land Pollution, Public Health Aspects.

02 - Hours

Global Environmental Issues: Population Growth, Urbanization, Land Management, Water & Waste Water Management.

03 - Hours

Module - 4

Air Pollution & Automobile Pollution: Definition, Effects – Global Warming, Acid rain & Ozone layer depletion, controlling measures.

03 - Hours

Solid Waste Management, E - Waste Management & Biomedical Waste Management - Sources, Characteristics & Disposal methods.

02 - Hours

Module - 5

Introduction to GIS & Remote sensing, Applications of GIS & Remote Sensing in Environmental Engineering Practices.

02 - Hours

Environmental Acts & Regulations, Role of government, Legal aspects, Role of Non-governmental Organizations (NGOs) , Environmental Education & Women Education.

03 - Hours

Course Outcome:

Students will be able to,

1. Understand the principles of ecology and environmental issues that apply to air, land, and water issues on a global scale,
2. Develop critical thinking and/or observation skills, and apply them to the analysis of a problem or question related to the environment,
3. Demonstrate ecology knowledge of a complex relationship between biotic and abiotic components
4. Apply their ecological knowledge to illustrate and graph a problem and describe the realities that managers face when dealing with complex issues

Text Books:

1. Benny Joseph (2005), **"Environmental Studies"**, Tata McGraw – Hill Publishing Company Limited.
2. R.J.Ranjit Daniels and Jagadish Krishnaswamy, (2009), **"Environmental Studies"**, Wiley India Private Ltd., New Delhi.
3. R Rajagopalan, **"Environmental Studies – From Crisis to Cure"**, Oxford University Press, 2005,
4. Aloka Debi, **"Environmental Science and Engineering"**, Universities Press (India) Pvt. Ltd. 2012.

Reference Books:

1. Raman Sivakumar, **"Principals of Environmental Science and Engineering"**, Second Edition, Cengage learning Singapore, 2005
2. P. Meenakshi, **"Elements of Environmental Science and Engineering"**, Prentice Hall of India Private Limited, New Delhi, 2006
3. S.M. Prakash, **"Environmental Studies"**, Elite Publishers Mangalore,2007

4. Erach Bharucha, **"Text Book of Environmental Studies"**, for UGC, University press, 2005
5. G.Tyler Miller Jr., **"Environmental Science – working with the Earth"**, Tenth Edition, Thomson Brooks /Cole, 2004
6. G.Tyler Miller Jr., **"Environmental Science – working with the Earth",** Eleventh Edition, Thomson Brooks /Cole, 2006
7. Dr.Pratiba Sing, Dr.AnoopSingh and Dr.Piyush Malaviya, **"Text Book of Environmental and Ecology",** Acme Learning Pvt. Ltd. New Delhi.

****

ENGINEERING MATHEMATICS-II

[As per Choice Based Credit System (CBCS) scheme]

(Effective from the academic year 2017 -2018)

SEMESTER - II

Course Code	:	17MAT21	CIE Marks	:	40
Number of Lecture Hours/Week	:	04	SEE Marks	:	60
Total Number of Lecture Hours	:	50	Exam Hours	:	03

CREDITS - 04

Course Objectives:

* To enable students to apply the knowledge of Mathematics in various engineering fields by making them to learn the following'
* Ordinary differential equations
* Partial differential equations
* Double and triple integration
* Laplace transform

Module - 1

Linear differential equations with constant coefficients:

Solutions of second and higher order differential equations - inverse differential operator method, method of undetermined coefficients and method of variation of parameters.

10 - Hours

Module - 2

Differential equations-2:

Linear differential equations with variable coefficients: Solution of Cauchy's and Legendre's linear differential equations.

Nonlinear differential equations - Equations solvable for p, equations solvable for y, equations solvable for x, general and singular solutions, Clairauit's equations and equations reducible to Clairauit's form.

10 - Hours

Module - 3

Partial Differential equations:

Formulation of Partial differential equations by elimination of arbitrary constants/functions, solution of non-homogeneous Partial differential equations by direct integration, solution of homogeneous Partial differential equations involving derivative with respect to one independent variable only. Derivation of one dimensional heat and wave equations and their solutions by variable separable method.

10 - Hours

Module - 4

Integral Calculus:

Double and triple integrals: Evaluation of double and triple integrals. Evaluation of double integrals by changing the order of integration and by changing into polar co-ordinates. Application of double and triple integrals to find area and volume. **Beta and Gamma functions:** definitions, Relation between beta and gamma functions and simple problems.

10 - Hours

Module - 5

Laplace Transform

Definition and Laplace transforms of elementary functions. Laplace transforms of $e^{at}f(t)$, $t^n f(t)$ and $\frac{f(t)}{t}$ (without proof), periodic functions and unit-step function- problems

Inverse Laplace Transform

Inverse Laplace Transform - problems, Convolution theorem to find the inverse Laplace transforms(without proof) and problems, solution of linear differential equations using Laplace Transforms.

10 - Hours

Course outcomes:

On completion of this course, students are able to,

* solve differential equations of electrical circuits, forced oscillation of mass spring and elementary heat transfer.
* solve partial differential equations fluid mechanics, electromagnetic theory and heat transfer.
* Evaluate double and triple integrals to find area , volume, mass and moment of inertia of plane and solid region.
* Use curl and divergence of a vector valued functions in various applications of electricity, magnetism and fluid flows.
* Use Laplace transforms to determine general or complete solutions to linear ODE

Question paper pattern:

* The question paper will have ten questions.
* Each full Question consisting of 20 marks
* There will be **2** full questions(with a **maximum** of **four** sub questions) from each module.
* Each full question will have sub questions covering all the topics under a module.
* The students will have to answer 5 full questions, selecting one full question from each module.

Text Books:

* B. S. Grewal," Higher Engineering Mathematics", Khanna publishers, 42nd edition, 2013.
* Kreyszig, "Advanced Engineering Mathematics" - Wiley, 2013

Reference Books:

* B.V.Ramana "Higher Engineering M athematics" Tata Mc Graw-Hill, 2006
* N P Bali and Manish Goyal, "A text book of Engineering mathematics" , Laxmi publications, latest edition.
* H. K Dass and Er. Rajnish Verma ,"Higher Engineerig Mathematics", S. Chand publishing, 1st edition, 2011.

****

Functional English

Introduction Grammer	Importance of Languages Parts of Speech, Usage of Preposition and Article, Punctuation	5 Hours
Tenses & Degrees of Comparison		3 Hours
Transformation of Sentences	Active-Passive, Affirmative-Negative, Exclamatory-Assertive, Interrogative-Assertive, Kinds of sentences	5 Hours
Direct-Indirect Speech		5 Hours
Vocabulary Usage	Homonyms, Correcting Spelling, One-word equivalents	7 Hours
Precis Writing		3 Hours
Essay/Report Writing		5 Hours
Letter Writing	Personal, Official, Applications	5 Hours
Idioms & Phrases	Meaning & Usage in sentences	5 Hours
Comprehension	Of an unseen passage	2 Hours
Elaboration	Expansion of ideas, proverbs	2 Hours
Presentation	Preparation of materials and presentation - step	3 Hours

Suggested Text Books:

1) SLN Sharma & K Shankaranarayana **"Basic Grammar"**, Navakarnataka Publications.
2) Jones **"New International Business English"**, published by Cambridge University Press.

Reference Books:

1) G. Sankaran, **"English Rank Scorer"**, Addone Publishing group, Thiruvanantapuram, Kerala
2) Wren & Martin **"English Grammar"**.
3) John Seely, **"Oxford Guide to Speaking and Writing"**, 2000

****

Visvesvaraya Technological University

"Jnana Sangama", Belagavi - 590 018

Phone: (0831) 2405468
Fax : (0831) 2405467

Dr. H. N. Jagannatha Reddy, BE.,ME.,Ph.d.

REGISTRAR

Ref No. VTU/Aca/A12/2017-18/4880 Date : 14 SEP 2017

NOTIFICATION

Sub: Regulations B.E/B.Tech & Scheme for 2017-18 admitted stu. f-nts and onwards
Ref: 1. Resolution No 2 of 133rd Extraordinary Executive Council Meeting, dated: 11th September 2017.
2. Vice-Chancellor's order, dated 14.09.2017

With reference to the above subject, the Scheme & Regulations governing B.E/B.Tech programme from the academic year 2017-18 has been updated on the website.

In this regard following is brought to the notice:

1. The Course Evaluation shall be carried in the ratio 60 and 40 for SEE (Semester End Examination) and CIE (Continuous Internal Evaluation) respectively.
   - The SEE will be conducted for 100 marks and proportionally reduced to 60 marks.
   - The CIE is prescribed for maximum of 40 marks. Marks prescribed for test shall be 30 and that for assignment is 10.The CIE marks for test in a theory Course shall be based on three tests generally conducted at the end of fifth, tenth and fourteenth week of each semester. Each test shall be conducted for a maximum of 30 marks and the final marks shall be the average of three tests. The remaining 10 marks shall be awarded based on the evaluation of Assignments/Unit tests/written Quizzes that support to cover some of the Course/program outcomes. Final CIE marks awarded shall be the sum of these two out of maximum of 40 marks.
   - In the case of Practical, the CIE marks shall be based on the laboratory journals/ records (30 Marks for continuous evaluation based on conduct of experiment, viva and report writing) and one practical test (10 Marks) to be conducted at the end of the semester.
2. The Scheme of teaching from the academic year 2017-18 admitted batch and onwards has been changed by retaining the contents of the syllabus of 2015-16 scheme as it is.

Principals of Constituent and Affiliated Engineering Colleges are required to conduct an orientation program for the students, clearly mentioning the guidelines of Regulations & Scheme. Contents of this notification may kindly be brought to the notice of all the concerned.

By order,
Sd/-
REGISTRAR

To,
The Principals of Constituent & Affiliated Engineering Colleges.

Copy FWCs to:
1. The Vice Chancellor, through Secretary to VC, VTU, Belagavi, for information.
2. The Registrar, VTU, Belagavi, for information.
3. The Registrar (Evaluation), VTU, Belagavi, for information and needful.
4. The In-Charge Regional Director's of VTU Regional Offices at Belagavi, Bengaluru, Mysuru & Kalaburagi, for information.
5. The Special Officer, Academic Section, VTU, for information.
6. Office Superintendent, Academic Section, VTU, for information.
7. CNC to upload.

REGISTRAR 14/9/17

VISVESVARAYA TECHNOLOGICAL UNIVERSITY, BELGAUM
CHOICE BASED CREDIT SYSTEM (CBCS)
CIVIL ENGINEERING BOARD
BE-CBCS SYLLABUS 2017-18 Scheme

B.E Civil Engineering

Program Outcomes (POs)

At the end of the B.E program, students are expected to have developed the following outcomes.

1. **Engineering Knowledge:** Apply the knowledge of mathematics, science, engineering fundamentals, and an engineering specialisation to the solution of complex engineering problems.
2. **Problem analysis:** Identify, formulate, research literature, and analyse complex engineering problems reaching substantiated conclusions using first principles of mathematics, natural sciences, and engineering sciences.
3. **Design/development of solutions:** Design solutions for complex engineering problems and design system components or processes that meet the specified needs with appropriate consideration for the public health and safety, and the cultural, societal, and environmental considerations.
4. **Conduct investigations of complex problems:** Use research-based knowledge and research methods including design of experiments, analysis and interpretation of data, and synthesis of the information to provide valid conclusions.
5. **Modern Tool Usage:** Create, select, and apply appropriate techniques, resources, and modern engineering and IT tools including prediction and modelling to complex engineering activities with an understanding of the limitations.
6. **The Engineer and Society:** Apply reasoning informed by the contextual knowledge to assess societal, health, safety, legal, and cultural issues and the consequent responsibilities relevant to the professional engineering practice.
7. **Environment and Sustainability:** Understand the impact of the professional engineering solutions in societal and environmental contexts, and demonstrate the knowledge of need for sustainable development.
8. **Ethics :** Apply ethical principles and commit to professional ethics and responsibilities and norms of the engineering practice.
9. **Individual and Team Work:** Function effectively as an individual, and as a member or leader in diverse teams, and in multidisciplinary

settings.

10. **Communication:** Communicate effectively on complex engineering activities with the engineering community and with society at large, such as, being able to comprehend and write effective reports and design documentation, make effective presentations, and give and receive clear instructions.

11. **Project Management and Finance:** Demonstrate knowledge and understanding of the engineering and management principles and apply these to one's own work, as a member and leader in a team, to manage projects and in multidisciplinary environments.

12. **Life-long learning:** Recognise the need for, and have the preparation and ability to engage in independent and life-long learning in the broadest context of technological change

Program Specific Outcomes (PSOs)

At the end of the B.E Civil Engineering program, the students are expected to have developed the following program specific outcomes.

PSO1

The graduates will have the ability to plan, analyse, design, execute and maintain cost effective civil engineering structures without overexploitation of natural resources.

PSO2

The graduates of civil engineering program will have the ability to take up employment, entrepreneurship, research and development for sustainable civil society.

PSO3

The graduates will be able to persue opportunities for personal and professional growth, higher studies, demonstrate leadership skills and engage in lifelong learning by active participation in the civil engineering profession.

PSO4

The graduates will be able to demonstrate professional integrity and an appreciation of ethical, environmental, regulatory and issues related to civil engineering projects.

General Notes:

1. Question Paper Pattern for Theory Courses (2017 Scheme):

- The question paper will have TEN questions.
- Each full question carries 20 marks.
- There will be two full questions (with a maximum of four sub questions) from each module.
- Each full question will have sub questions covering all the topics under a module.
- Students will have to answer 5 full questions, selecting one full question from each module.

2. The teaching learning process should be as per the Choice Based Credit System
3. All Civil Engineering Departments should have a "CIVIL ENGINEERING MUSEUM" with collections related to civil engineering like models, charts, material samples, fixtures and fittings etc. which assist effective teaching learning process.
4. The teaching learning process may be planned to develop capabilities, competencies and skills required for career development based on course beginning and course end surveys.
5. Course objectives, course outcomes and RBT levels given under each course in the syllabus are broad and indicative/suggestive. The faculty can set them appropriately according to their lesson/ course plan.
6. The course coordinators/teachers/instructors are informed to deliberate in the faculty meeting with module coordinator, program coordinator along with the stake holders to develop the respective lesson/ course plans.
7. The department advisory board may make suitable changes to the course objectives, course outcomes and program objectives according to their finalized course plans.
8. The faculty should complement the teaching with case studies and field visits wherever required.
9. One faculty development program to be conducted to compliment teaching learning process by the department in a year

VISVESVARAYA TECHNOLOGICAL UNIVERSITY, BELAGAVI
Scheme of Teaching and Examination 2017-2018
Choice Based Credit System (CBCS)

VISVESVARAYA TECHNOLOGICAL UNIVERSITY, BELGAUM
CHOICE BASED CREDIT SYSTEM (CBCS)
SCHEME OF TEACHING AND EXAMINATION **2017-2018**

B.E: CIVIL ENGINEERING

III SEMESTER

Sl. No.	Course Code	Title	Teaching Department	Teaching Hours /Week		Examination				Credits
				Theory	Practical/ Drawing	Duration in hours	SEE Marks	CIE Marks	Total Marks	
1	17MAT31	Engineering Mathematics –III*	Maths	04		03	60	40	100	4
2	17CV32	Strength of Materials	Civil Engg.	04		03	60	40	100	4
3	17CV33	Fluid Mechanics	Civil Engg.	04		03	60	40	100	4
4	17CV34	Basic Surveying	Civil Engg.	04		03	60	40	100	4
5	17CV35	Engineering Geology	Civil Engg.	04		03	60	40	100	3
6	17CV36	Building Materials and Construction	Civil Engg.	03		03	60	40	100	4
7	17CVL37	Building Materials Testing Laboratory	Civil Engg.	01-Hour Instruction 02-Hour Practical		03	60	40	100	2
8	17CVL38	Basic Surveying Practice	Civil Engg.	01-Hour Instruction 02-Hour Practical		03	60	40	100	2
9	17KL/CPH39/49	Kannada/Constitution of India, Professional Ethics and Human Rights	Humanities	01		01	30	20	50	01
TOTAL				**Theory: 24hours Practical: 06 hours**		**25**	**510**	**340**	**850**	**28**

1. Kannada/Constitution of India, Professional Ethics and Human Rights: 50 % of the programs of the Institution have to teach Kannada/Constitution of India, Professional Ethics and Human Rights in cycle based concept during III and IV semesters.

2. Audit Course:
(i) *All lateral entry students (except B.Sc candidates) have to register for Additional Mathematics – I, which is 03 contact hours per week.

1	17MATDIP31	Additional Mathematics –I	Maths	03		03	60	--	60	--

(ii) Language English (Audit Course) be compulsorily studied by all lateral entry students (except B.Sc candidates)

VISVESVARAYA TECHNOLOGICAL UNIVERSITY, BELAGAVI
Scheme of Teaching and Examination 2017-2018
Choice Based Credit System (CBCS)

VISVESVARAYA TECHNOLOGICAL UNIVERSITY, BELGAUM
CHOICE BASED CREDIT SYSTEM (CBCS)
SCHEME OF TEACHING AND EXAMINATION **2017-2018**

B.E: CIVIL ENGINEERING

IV SEMESTER

Sl. No.	Course Code	Title	Teaching Department	Teaching Hours /Week		Examination				Credits
				Theory	Practical/ Drawing	Duration in hours	SEE Marks	CIE Marks	Total Marks	
1	17MAT41	Engineering Mathematics –IV*	Maths	04		03	60	40	100	4
2	17CV42	Analysis of Determinate Structures	Civil Engg.	04		03	60	40	100	3
3	17CV43	Applied Hydraulics	Civil Engg.	04		03	60	40	100	4
4	17CV44	Concrete Technology	Civil Engg.	04		03	60	40	100	4
5	17CV45	Basic Geotechnical Engineering	Civil Engg.	04		03	60	40	100	4
6	17CV46	Advanced Surveying	Civil Engg.	03		03	60	40	100	4
7	17CVL47	Fluid Mechanics Laboratory	Civil Engg.	01-Hour Instruction 02-Hour Practical		03	60	40	100	2
8	17CVL48	Engineering Geology Laboratory	Civil Engg.	01-Hour Instruction 02-Hour Practical		03	60	40	100	2
9	17KL/CPH39/49	Kannada/Constitution of India, Professional Ethics and Human Rights	Humanities	01		01	30	20	50	01
			TOTAL	**Theory: 24hours Practical: 06 hours**		**25**	**510**	**340**	**850**	**28**

1. Kannada/Constitution of India, Professional Ethics and Human Rights: 50 % of the programs of the Institution have to teach Kannada/Constitution of India, Professional Ethics and Human Rights in cycle based concept during III and IV semesters.

2.Audit Course:
(i) *All lateral entry students (except B.Sc candidates) have to register for Additional Mathematics – II, which is 03 contact hours per week.

1	17MATDIP41	Additional Mathematics –II	Maths	03		03	60	--	60	--

(ii) Language English (Audit Course) be compulsorily studied by all lateral entry students (except B.Sc candidates)

VISVESVARAYA TECHNOLOGICAL UNIVERSITY, BELAGAVI
Scheme of Teaching and Examination 2017-2018
Choice Based Credit System (CBCS)

VISVESVARAYA TECHNOLOGICAL UNIVERSITY, BELGAUM
CHOICE BASED CREDIT SYSTEM (CBCS)
SCHEME OF TEACHING AND EXAMINATION **2017-2018**

B.E: CIVIL ENGINEERING

V SEMESTER

Sl. No.	Course Code	Title	Teaching Department	Teaching Hours /Week		Examination				Credits
				Theory	Practical/ Drawing	Duration in hours	SEE Marks	CIE Marks	Total Marks	
1	17CV51	Design of RC Structural Elements	Civil Engg.	04		03	60	40	100	4
2	17CV52	Analysis of Indeterminate Structures	Civil Engg.	04		03	60	40	100	4
3	17CV53	Applied Geotechnical Engineering	Civil Engg.	04		03	60	40	100	4
4	17CV54	Computer Aided Building Planning and Drawing	Civil Engg.	04		03	60	40	100	4
5	17CV55X	Professional Elective-1	Civil Engg.	03		03	60	40	100	3
6	17CV56X	Open Elective-1	Civil Engg.	03		03	60	40	100	3
7	17CVL57	Geotechnical Engineering Laboratory	Civil Engg.	01-Hour Instruction 02-Hour Practical		03	60	40	100	2
8	17CVL58	Concrete and Highway Materials Laboratory	Civil Engg.	01-Hour Instruction 02-Hour Practical		03	60	40	100	2
TOTAL				**Theory: 22hours Practical: 06 hours**		**24**	**480**	**320**	**800**	**26**

Professional Elective-1			**Open Elective – 1*** (List offered by Civil Engg Board only)**	
17CV551	Air pollution and Control		17CV561	Traffic Engineering
17CV552	Railways, Harbours, tunneling and Airports		17CV562	Sustainability Concepts in Engineering
17CV553	Masonry Structures		17CV563	Remote Sensing and GIS
17CV554	Theory of Elasticity		17CV563	Occupational Health and Safety
			17CV563	NCC

***Students can select any one of the open electives offered by any Department (Please refer to consolidated list of VTU for open electives).
Selection of an open elective is not allowed, if:
· The candidate has no pre – requisite knowledge.
· The candidate has studied similar content course during previous semesters.
· The syllabus content of the selected open elective is similar to that of Departmental core course(s) or to be studied Professional elective(s).
Registration to open electives shall be documented under the guidance of Programme Coordinator and Adviser.

VISVESVARAYA TECHNOLOGICAL UNIVERSITY, BELAGAVI
Scheme of Teaching and Examination 2017-2018
Choice Based Credit System (CBCS)

VISVESVARAYA TECHNOLOGICAL UNIVERSITY, BELGAUM
CHOICE BASED CREDIT SYSTEM (CBCS)
SCHEME OF TEACHING AND EXAMINATION **2017-2018**

B.E: CIVIL ENGINEERING

VI SEMESTER

Sl. No.	Course Code	Title	Teaching Department	Teaching Hours /Week		Examination				Credits
				Theory	Practical/ Drawing	Duration in hours	SEE Marks	CIE Marks	Total Marks	
1	17CV61	Construction Management and Entrepreneurship	Civil Engg.	04		03	60	40	100	4
2	17CV62	Design of Steel Structural Elements	Civil Engg.	04		03	60	40	100	4
3	17CV63	Highway Engineering	Civil Engg.	04		03	60	40	100	4
4	17CV64	Water Supply and Treatment Engineering	Civil Engg.	04		03	60	40	100	4
5	17CV65X	Professional Elective-2	Civil Engg.	03		03	60	40	100	3
6	17CV66X	Open Elective-2	Civil Engg.	03		03	60	40	100	3
7	17CVL67	Software Application Laboratory	Civil Engg.	01-Hour Instruction 02-Hour Practical		03	60	40	100	2
8	17CVL68	Extensive Survey Project /Camp	Civil Engg.	01-Hour Instruction 02-Hour Practical		03	60	40	100	2
			TOTAL	**Theory:22hours Practical: 06 hours**		**24**	**480**	**320**	**800**	**26**

Professional Elective-2			**Open Elective – 2*** (List offered by Civil Engg Board only)**	
17CV651	Solid Waste Management		17CV661	Water Resource Management
17CV652	Matrix Method of Structural Analysis		17CV662	Environmental Protection and Management
17CV653	Alternative Building Materials		17CV663	Numerical Methods and Applications
17CV654	Ground Improvement Techniques		17CV664	Finite Element Analysis

***Students can select any one of the open electives offered by any Department (Please refer to consolidated list of VTU for open electives).
Selection of an open elective is not allowed, if:
· The candidate has no pre – requisite knowledge.
· The candidate has studied similar content course during previous semesters.
· The syllabus content of the selected open elective is similar to that of Departmental core course(s) or to be studied Professional elective(s).
Registration to open electives shall be documented under the guidance of Programme Coordinator and Adviser.

VISVESVARAYA TECHNOLOGICAL UNIVERSITY, BELAGAVI
Scheme of Teaching and Examination 2017-2018
Choice Based Credit System (CBCS)

VISVESVARAYA TECHNOLOGICAL UNIVERSITY, BELGAUM
CHOICE BASED CREDIT SYSTEM (CBCS)
SCHEME OF TEACHING AND EXAMINATION **2017-2018**

B.E: CIVIL ENGINEERING

VII SEMESTER

Sl. No.	Course Code	Title	Teaching Department	Teaching Hours /Week		Examination				Credits
				Theory	Practical/ Drawing	Duration in hours	SEE Marks	CIE Marks	Total Marks	
1	17CV71	Municipal and Industrial Waste Water Engineering	Civil Engg.	04		03	60	40	100	4
2	17CV72	Design of RCC and Steel Structures	Civil Engg.	04		03	60	40	100	4
3	17CV73	Hydrology and Irrigation Engineering	Civil Engg.	04		03	60	40	100	4
4	17CV74X	Professional Elective-3	Civil Engg.	03		03	60	40	100	3
5	17CV75X	Professional Elective-4	Civil Engg.	03		03	60	40	100	3
6	17CVL76	Environmental Engineering Laboratory	Civil Engg.	01-Hour Instruction 02-Hour Practical		03	60	40	100	2
7	17CVL77	Computer Aided Detailing of Structures	Civil Engg.	01-Hour Instruction 02-Hour Practical		03	60	40	100	2
8	17CVP78	Project Work Phase–I + Project work Seminar	Civil Engg.		03	--	--	100	100	2
TOTAL				**Theory:18 hours Practical and Project: 09 hours**		**21**	**420**	**380**	**800**	**24**

Professional Elective-3		**Professional Elective-4**	
17CV741	Design of Bridges	17CV751	Urban Transportation and Planning
17CV742	Ground Water & Hydraulics	17CV752	Prefabricated Structures
17CV743	Design Concept of Building Services	17CV753	Rehabilitation and Retrofitting of Structures
17CV744	Structural Dynamics	17CV754	Reinforced Earth Structures

1. **Project Phase – I and Project Seminar:** Comprises of Literature Survey, Problem identification, Objectives and Methodology. CIE marks shall be based on the report covering Literature Survey, Problem identification, Objectives and Methodology and Seminar presentation skill.

VISVESVARAYA TECHNOLOGICAL UNIVERSITY, BELAGAVI
Scheme of Teaching and Examination 2017-2018
Choice Based Credit System (CBCS)

VISVESVARAYA TECHNOLOGICAL UNIVERSITY, BELGAUM
CHOICE BASED CREDIT SYSTEM (CBCS)
SCHEME OF TEACHING AND EXAMINATION **2017-2018**

B.E: CIVIL ENGINEERING

VIII SEMESTER

Sl. No.	Course Code	Title	Teaching Department	Teaching Hours /Week		Examination				Credits
				Theory	Practical/ Drawing	Duration in hours	SEE Marks	CIE Marks	Total Marks	
1	17CV81	Quantity Surveying and Contracts Management	Civil Engg.	4	-	3	60	40	100	4
2	17CV82	Design of Pre Stressed Concrete Elements	Civil Engg.	4	-	3	60	40	100	4
3	17CV83X	Professional Elective-5	Civil Engg.	3	-	3	60	40	100	3
4	17CV84	Internship/ Professional Practice	Civil Engg.	Industry Oriented		3	50	50	100	2
5	17CVP85	Project Work-II	Civil Engg.	-	6	3	100	100	200	6
6	17CVS86	Seminar on current trends in Engineering and Technology	Civil Engg.	-	4	-	-	100	100	1
TOTAL				**Theory: 11 hours Project and Seminar: 10 hours**		**15**	**330**	**370**	**700**	**20**

Professional Elective -5	
17CV831	Earthquake Engineering
17CV832	Hydraulic Structures
17CV833	Pavement Design
17CV834	Advanced Foundation Design

1. Internship/ Professional Practice: 4 Weeks internship to be completed between the (VI and VII semester vacation) and/or (VII and VIII semester vacation) period

VISVESVARAYA TECHNOLOGICAL UNIVERSITY, BELGAUM
CHOICE BASED CREDIT SYSTEM (CBCS)
CIVIL ENGINEERING BOARD
BE-CBCS SYLLABUS 2017-18 Scheme

TITLE OF THE COURSE: STRENGTH OF MATERIALS B.E., III Semester, Civil Engineering [As per Choice Based Credit System (CBCS) scheme]

Course Code	**17 CV32**	**CIE Marks**	**40**
Number of Lecture Hours/Week	**04**	**SEE Marks**	**60**
Total Number of Lecture Hours	**50 (10 Hours per Module)**	**Exam Hours**	**03**

Credits – 04

Course Objectives: This course will enable students;

1. To understand the basic concepts of the stresses and strains for different materials and strength of structural elements.
2. To know the development of internal forces and resistance mechanism for one dimensional and two dimensional structural elements.
3. To analyse and understand different internal forces and stresses induced due to representative loads on structural elements.
4. To analyse and understand principal stresses due to the combination of two dimensional stresses on an element and failure mechanisms in materials.
5. To evaluate the behavior of torsional members, columns and struts.

Module-1

Simple Stresses and Strain:

Introduction, Definition and concept and of stress and strain. Hooke's law, Stress-Strain diagrams for ferrous and non-ferrous materials, factor of safety, Elongation of tapering bars of circular and rectangular cross sections, Elongation due to self weight. Saint Venant's principle, Compound bars, Temperature stresses, Compound section subjected to temperature stresses, state of simple shear, Elastic constants and their relationship.

L1, L2

Module-2

Compound Stresses: Introduction, state of stress at a point, General two dimensional stress system, Principal stresses and principal planes. Mohr's circle of stresses

Thin and Thick Cylinders: Introduction, Thin cylinders subjected to internal pressure; Hoop stresses, Longitudinal stress and change in volume. Thick cylinders subjected to both internal and external pressure; Lame's equation, radial and hoop stress distribution.

L2,L4

Module-3

Shear Force and Bending Moment in Beams: Introduction to types of beams, supports and loadings. Definition of bending moment and shear force, Sign conventions, relationship between load intensity, bending moment and shear force. Shear force and bending moment diagrams for statically determinate beams subjected to points load, uniformly distributed loads, uniformly varying loads, couple and their combinations.

L2,L4

Module-4

Torsion in Circular Shaft: Introduction, pure torsion, Assumptions, derivation of torsion equation for circular shafts, torsional rigidity and polar modulus Power transmitted by a shaft, combined bending and torsion.

Theories of Failure: Introduction, maximum principal stress theory (Rankine's theory), Maximum shearing stress theory (Tresca's theory), Strain energy theory (Beltrami and Haigh), and maximum strain theory (St. Venant's theory).

L2 ,L4

Module-5

Bending and Shear Stresses in Beams: Introduction, pure bending theory, Assumptions, derivation of bending equation, modulus of rupture, section modulus, flexural rigidity. Expression for transverse shear stress in beams, Bending and shear stress distribution diagrams for circular, rectangular, 'I', and 'T' sections. Shear centre(only concept)

Columns and Struts: Introduction, short and long columns. Euler's theory; Assumptions, Derivation for Euler's Buckling load for different end conditions, Limitations of Euler's theory. Rankine-Gordon's formula for columns.

L1,L2,L4

Course outcomes: After studying this course, students will be able;

1. To evaluate the strength of various structural elements internal forces such as compression, tension, shear, bending and torsion.
2. To suggest suitable material from among the available in the field of construction and manufacturing.
3. To evaluate the behavior and strength of structural elements under the action of compound stresses and thus understand failure concepts
4. To understand the basic concept of analysis and design of members subjected to torsion.
5. To understand the basic concept of analysis and design of structural elements such as columns and struts.

Text Books:

1. B.S. Basavarajaiah, P.Mahadevappa "Strength of Materials" in SI Units, University Press (India) Pvt. Ltd., 3rd Edition, 2010
2. Ferdinand P. Beer, E. Russell Johnston and Jr.John T. DeWolf "Mechanics of Materials", Tata McGraw-Hill, Third Edition, SI Units

Reference Books:

1. D.H. Young, S.P. Timoshenko " Elements of Strength of Materials" East West Press Pvt. Ltd., 5th Edition (Reprint 2014)
2. R K Bansal, "A Textbook of Strength of Materials", 4th Edition, Laxmi Publications, 2010
3. S.S. Rattan " Strength of Materials" McGraw Hill Education (India) Pvt. Ltd., 2nd Edition (Sixth reprint 2013)
4. Vazirani, V N, Ratwani M M. and S K Duggal "Analysis of Structures Vol. I", 17th Edition, Khanna Publishers, New Delhi.

TITLE OF THE COURSE: FLUIDS MECHANICS
B.E., III Semester, Civil Engineering
[As per Choice Based Credit System (CBCS) scheme]

Course Code	**17 CV33**	**CIE Marks**	**40**
Number of Lecture Hours/Week	**04**	**SEE Marks**	**60**
Total Number of Lecture Hours	**50 (10 Hours per Module)**	**Exam Hours**	**03**

Credits – 04

Course Objectives: The objectives of this course is to make students to learn:

1. The Fundamental properties of fluids and its applications.
2. Hydrostatic laws and application to practical problem solving
3. Principles of Kinematics and Hydro-Dynamics for practical applications
4. Basic design of pipes and pipe networks considering flow, pressure and its losses.
5. The basic flow rate measurements

Module-1

Fluids & Their Properties: Concept of fluid, Systems of units. Properties of fluid; Mass density, Specific weight, Specific gravity, Specific volume, Viscosity, Cohesion, Adhesion, Surface tension& Capillarity. Fluid as a continuum, Newton's law of viscosity (theory & problems).Capillary rise in a vertical tube and between two plane surfaces (theory & problems). Vapor pressure of liquid, compressibility and bulk modulus, capillarity, surface tension, pressure inside a water droplet, pressure inside a soap bubble and liquid jet. Numerical problems

Fluid Pressure and Its Measurements: Definition of pressure, Pressure at a point, Pascal's law, Variation of pressure with depth. Types of pressure. Measurement of pressure using simple, differential & inclined manometers (theory & problems). Introduction to Mechanical and electronic pressure measuring devices**.**

L2,L3

Module-2

Hydrostatic forces on Surfaces: Definition, Total pressure, centre of pressure, total pressure on horizontal, vertical and inclined plane

surface, total pressure on curved surfaces, water pressure on gravity dams, Lock gates. Numerical Problems.

Fundamentals of fluid flow (Kinematics): Introduction. Methods of describing fluid motion. Velocity and Total acceleration of a fluid particle. Types of fluid flow, Description of flow pattern. Basic principles of fluid flow, three-dimensional continuity equation in Cartesian coordinate system. Derivation for Rotational and irroational motion. Potential function, stream function, orthogonality of streamlines and equipotential lines. Numerical problems on Stream function and velocity potential. Introduction to flow net.

L2,L4

Module-3

Fluid Dynamics: Introduction. Forces acting on fluid in motion. Euler's equation of motion along a streamline and Bernoulli's equation. Assumptions and limitations of Bernoulli's equation. Modified Bernoulli's equation. Problems on applications of Bernoulli's equation (with and without losses).

Vortex motion; forced vortex, free vortex, problems Momentum equation problems on pipe bends.

Applications: Introduction. Venturimeter, Orificemeter, Pitot tube. Numerical Problems

L2,L4

Module-4

Orifice and Mouthpiece: Introduction, classification, flow through orifice, hydraulic coefficients, Numerical problems. Mouthpiece, classification, Borda's Mouthpiece (No problems).

Notches and Weirs: Introduction. Classification, discharge over rectangular, triangular, trapezoidal notches, Cippoletti notch, broad crested weirs. Numerical problems. Ventilation of weirs, submerged weirs.

L1,L2,L4

Module-5

Flow through Pipes: Introduction. Major and minor losses in pipe flow. Darcy-Weisbach equation for head loss due to friction in a pipe. Pipes in series, pipes in parallel, equivalent pipe-problems. Minor losses in pipe flow, equation for head loss due to sudden expansion. Numerical problems. Hydraulic gradient line, energy gradient line. Pipe Networks, Hardy Cross method, Numerical problems.

Surge Analysis in Pipes: Water hammer in pipes, equations for pressure rise due to gradual valve closure and sudden closure for rigid and elastic pipes. Problems

L2 ,L4

Course outcomes: After successful completion of the course, the student will be able to:

1. Possess a sound knowledge of fundamental properties of fluids and fluid Continuum
2. Compute and solve problems on hydrostatics, including practical applications
3. Apply principles of mathematics to represent kinematic concepts related to fluid flow
4. Apply fundamental laws of fluid mechanics and the Bernoulli's principle for practical applications
5. Compute the discharge through pipes and over notches and weirs

Text Books:

1. P N Modi and S M Seth, "Hydraulics and Fluid Mechanics, including Hydraulic Machines", 20th edition, 2015, Standard Book House, New Delhi
2. R.K. Bansal, "A Text book of Fluid Mechanics and Hydraulic Machines", Laxmi Publications, New Delhi
3. S K SOM and G Biswas, "Introduction to Fluid Mechanics and Fluid Machines", Tata McGraw Hill, New Delhi

Reference Books:

1. Victor L Streeter, Benjamin Wylie E and Keith W Bedford, "Fluid Mechanics",

Tata McGraw Hill Publishing Co Ltd., New Delhi, 2008(Ed)
2. K Subramanya, “Fluid Mechanics and Hydraulic Machines”, Tata McGraw Hill Publishing Co. Ltd.
3. K Subramanya, “Fluid Mechanics and Hydraulic Machines-problems and solutions”, Tata McGraw Hill Publishing Co. Ltd.
4. J. F. Douglas, J. M. Gasoriek, John Swaffield, Lynne Jack, “Fluid Mechanics”, Pearson, Fifth Edition
5. 5. Mohd.Kaleem Khan, “Fluid Mechanics and Machinery”, Oxford University Press

TITLE OF THE COURSE: BASIC SURVEYING
B.E., III Semester, Civil Engineering
[As per Choice Based Credit System (CBCS) scheme]

Course Code	**17 CV34**	**CIE Marks**	**40**
Number of Lecture Hours/Week	**04**	**SEE Marks**	**60**
Total Number of Lecture Hours	**50 (10 Hours per Module)**	**Exam Hours**	**03**

Credits – 04

Course Objectives: This course will enable students to;

1. Understand the basic principles of Surveying
2. Learn Linear and Angular measurements to arrive at solutions to basic surveying problems.
3. Employ conventional surveying data capturing techniques and process the data for computations.
4. Analyze the obtained spatial data to compute areas and volumes and draw contours to represent 3D data on plane figures.

Module-1

Introduction: Definition of surveying, Objectives and importance of surveying. Classification of surveys. Principles of surveying. Units of measurements, Surveying measurements and errors, types of errors, precision and accuracy. Classification of maps, map scale, conventional symbols, topographic maps, map layout, Survey of India Map numbering systems.

Measurement of Horizontal Distances: Measuring tape and types. Measurement using tapes, Taping on level ground and sloping ground. Errors and corrections in tape measurements, ranging of lines, direct and indirect methods of ranging, Electronic distance measurement, basic principle. Booking of tape survey work, Field book, entries, Conventional symbols, Obstacles in tape survey, Numerical problems.

L1, L2

Module-2

Measurement of Directions and Angles: Compass survey: Basic definitions; meridians, bearings, magnetic and True bearings. Prismatic and surveyor's compasses, temporary adjustments, declination. Quadrantal bearings, whole circle bearings, local attraction and related problems

Theodolite Survey and Instrument Adjustment: Theodolite and types, Fundamental axes and parts of Transit theodolite, uses of theodolite, Temporary adjustments of transit theodolite, measurement of horizontal and vertical angles, step by step procedure for obtaining permanent adjustment of Transit theodolite

L2,L3

Module-3

Traversing: Traverse Survey and Computations: Latitudes and departures, rectangular coordinates, Traverse adjustments, Bowditch rule and transit rule, Numerical Problems

Tacheometry: basic principle, types of tacheometry, distance equation for horizontal and inclined line of sight in fixed hair method, problems

L1, L2

Module-4

Leveling: Basic terms and definitions, Methods of leveling, Dumpy level, auto level, digital and laser levels. Curvature and refraction corrections. Booking and reduction of levels. Differential leveling, profile leveling, fly leveling, check leveling, reciprocal leveling, trigonometric leveling (heights and distances-single plane and double plane methods.)

L3,L4

Module-5

Areas and Volumes: Measurement of area – by dividing the area into geometrical figures, area from offsets, mid ordinate rule, trapezoidal and Simpson's one third rule, area from co-ordinates, introduction to planimeter, digital planimeter. Measurement of volumes- rapezoidal and prismoidal formula.

Contouring: Contours, Methods of contouring, Interpolation of contours, contour gradient, characteristics of contours and uses.

L2,L3

Course outcomes: After a successful completion of the course, the student will be able to:

1. Posses a sound knowledge of fundamental principles Geodetics
2. Measurement of vertical and horizontal plane, linear and angular dimensions to arrive at solutions to basic surveying problems.
3. Capture geodetic data to process and perform analysis for survey problems]
4. Analyse the obtained spatial data and compute areas and volumes. Represent 3D data on plane figures as contours

Text Books:

1. B.C. Punmia, "Surveying Vol.1", Laxmi Publications pvt. Ltd., New Delhi – 2009.
2. Kanetkar T P and S V Kulkarni , Surveying and Leveling Part I, Pune Vidyarthi Griha Prakashan, 1988

Reference Books:

1. S.K. Duggal, "Surveying Vol.1", Tata McGraw Hill Publishing Co. Ltd. New Delhi.2009.
2. K.R. Arora, "Surveying Vol. 1" Standard Book House, New Delhi. – 2010
3. R Subramanian, Surveying and Leveling, Second edition, Oxford University Press, New Delhi
4. A. Bannister, S. Raymond , R. Baker, "Surveying", Pearson, 7th ed., New Delhi

TITLE OF THE COURSE: ENGINEERING GEOLOGY B.E., III Semester, Civil Engineering [As per Choice Based Credit System (CBCS) scheme]

Course Code	**17 CV35**	**CIE Marks**	**40**
Number of Lecture Hours/Week	**04**	**SEE Marks**	**60**
Total Number of Lecture Hours	**50 (10 Hours per Module)**	**Exam Hours**	**03**

Credits – 04

Course Objectives: This course will enable students;

1. To understand the internal structure and composition of the earth.
2. To comprehend the properties, occurrence and uses of minerals in various industries.
3. To learn about geo-morphological agents such as river, wind, sea waves, and their implications in implementing civil engineering projects.
4. To gain knowledge about the structures of the rocks and their considerations in the selection of site for dams, tunnels, bridges and highways.
5. To learn the application of Topographic maps, remote sensing and GIS in Civil engineering practices and natural resource management.

Module-1

Introduction: Application of Earth Science in Civil Engineering Practices, Understanding the earth, internal structure and composition.

Mineralogy: Mineral properties, composition and their use in the manufacture of construction materials – Quartz Group (Glass); Feldspar Group (Ceramic wares and Flooring tiles); Kaolin (Paper, paint and textile); Asbestos (AC sheets); Carbonate Group (Cement) ; Gypsum (POP, gypsum sheets, cement); Mica Group (Electrical industries); Ore minerals - Iron ores (Steel); Chromite (Alloy); Bauxite (aluminum); Chalcopyrite (copper)

L1,L2

Module-2

Petrology: Formation, Classification and Engineering Properties. Rock as construction material, concrete aggregate, railway ballast, roofing, flooring, cladding and foundation. Deformation of rocks, Development of Joints, Folds, Faults and Unconformities. Their impact in the selection of sites for Dams, Reservoirs, Tunnels, Highways and Bridges, Rock Quality Determination (RQD), Rock Structure Rating (RSR),: Igneous Rocks - Granite, Gabbro, Dolerite, Basalt; Sedimentary rocks - Sandstone, Shale, Limestone, Laterite; Metamorphic rocks - Gneiss, Quartzite,Slate, Charnockite: Decorative stones - Porphyries, Marble and Quartzite

L2,L3.

Module-3

Geomorphology and Seismology: Landforms – Classification, Rock weathering, types and its effects on Civil Engineering Projects. Study of Geo-morphological

aspects in the selection of sites for Dams, Reservoirs, Tunnels, Highways and Bridges. Watershed management, Floods and their control,River valley, Drainage pattern – parameters and development; Coastlines and their engineering considerations.

Earthquake - Causes and Effects,, Seismic waves, Engineering problems related to Earthquakes, Earthquake intensity, Richter Scale, Seismograph, Seismic zones-World and India, Tsunami – causes and effects. Early warning system. Reservoir Induced Seismicity; Landslides – causes and their control

L2, L3, L5.

Module-4

Hydrogeology: Hydrological cycle, Occurrence of Groundwater in different terrains -Weathered, Hard and Stratified rocks; Determination of Quality aspects - SAR, RSC and TH of Groundwater. Groundwater Pollution, Groundwater Exploration-Electrical Resistivity and Seismic methods, Resistivity curves, Water Bearing Formations, Aquifer types and parameters - Porosity, Specific yield and retention, Permeability, Transmissibility and Storage Coefficient. Springs and Artesian Wells, Artificial Recharging of Groundwater, Sea water intrusion and remedies.

L4,L5

Module-5

Geodesy: Study of Topographic maps and Contour maps; Remote Sensing – Concept, Application and its Limitations; Geographic Information System (GIS) and Global Positioning System (GPS) – Concept and their use resource mapping. LANDSAT Imagery–Definition and its use. Impact of Mining, Quarrying and Reservoirs on Environment. Natural Disasters and their mitigation.

L2,L3, L5

Course outcomes: After a successful completion of the course, the student will be able to:

1. Students will able to apply the knowledge of geology and its role in Civil Engineering
2. Students will effectively utilize earth's materials such as mineral, rocks and water in civil engineering practices.
3. Analyze the natural disasters and their mitigation.
4. Assess various structural features and geological tools in ground water exploration, Natural resource estimation and solving civil engineering problems.
5. Apply and asses use of building materials in construction and asses their properties

Text Books:

1. P.K. Mukerjee, "A Text Book of Geology", World Press Pvt., Ltd. Kolkatta.
2. Parbin Singh, "Text Book of Engineering and General Geology", Published by S.K.Kataria and Sons, New Dehli

Reference Books:

1. Earthquake Tips - Learning Earthquake Design and Construction - C V R Murthy Published by National Information Centre of Earthquake Engineering, Indian Institute of Technology, Kanpur.
2. Dimitri P Krynine and William R Judd, "Principles of Engineering Geology and

Geotechnics", CBS Publishers and Distributors, New Delhi.
3. K V G K Gokhale, "Principles of Engineering Geology", BS Publications,Hyderabad.
4. M Anji Reddy, "Text book of Remote Sensing and Geographical Information System", BS Publications, Hyderabad.
5. Ground water Assessment, development and Management by K.R. Karanth, Tata Mc Graw Hills
6. K. Todd, "Groundwater Hydrology", Tata Mac Grow Hill, New Delhi.
7. D. Venkata Reddy, "Engineering Geology", New Age International Publications, New Delhi.
8. S.K Duggal, H.K Pandey and N Rawal, "Engineering Geology", McGraw Hill Education (India) Pvt, Ltd. New Delhi.
9. M.P Billings, "Structural Geology", CBS Publishers and Distributors, New Delhi.
10. K. S. Valdiya, " Environmental Geology",, Tata Mc Grew Hills.
11. M. B. Ramachandra Rao, "Outlines of Geophysical Prospecting- A Manual for Geologists", Prasaranga, University of Mysore, Mysore

TITLE OF THE COURSE: Building Materials and Construction B.E., III Semester, Civil Engineering [As per Choice Based Credit System (CBCS) scheme]

Course Code	**17 CV36**	**CIE Marks**	**40**
Number of Lecture Hours/Week	**04**	**SEE Marks**	**60**
Total Number of Lecture Hours	**50 (10 Hours per Module)**	**Exam Hours**	**03**

Credits – 04

Course Objectives: This course will develop a student;

1. In recognizing the good materials to be used for the construction work
2. In investigation of soil condition, Deciding and design of suitable foundation for different structures
3. In supervision of different types of masonry
4. In selection of materials, design and supervision of suitable type of floor and roof.
5. To gain knowledge about doors, windows, plastering, painting, damp proofing, scaffolding, shoring, underpinning and to take suitable engineering measures.

Module-1

Building Materials: Stone as building material; Requirement of good building stones, Dressing of stones, Deterioration and Preservation of stone work. Bricks; Classification, Manufacturing of clay bricks, Requirement of good bricks. Field and laboratory tests on bricks; compressive strength, water absorption, efflorescence, dimension and warpage.

Cement Concrete blocks, Stabilized Mud Blocks, Sizes, requirement of good blocks.

Mortar: types and requirements. Timber as construction material

Fine aggregate: Natural and manufactured: Sieve analysis, zoning, specify gravity, bulking, moisture content, deleterious materials.

Coarse aggregate: Natural and manufactured: Importance of size, shape and texture. Grading of aggregates, Sieve analysis, specific gravity, Flakiness and elongation index, crushing, impact and abrasion tests.

L1 L2

Module-2

Foundation: Preliminary investigation of soil, safe bearing capacity of soil, Function and requirements of good foundation , types of foundation , introduction to spread, combined , strap, mat and pile foundation

Masonry: Definition and terms used in masonry. Brick masonry, characteristics and requirements of good brick masonry, Bonds in brick work, Header, Stretcher, English, Flemish bond, Stone masonry, Requirements of good stone masonry, Classification, characteristics of different stone masonry, Joints in stone masonry. Types of walls; load bearing, partition walls, cavity walls

L1,L2

Module-3
Lintels and Arches: Definition, function and classification of lintels, Balconies, chejja and canopy. Arches; Elements and Stability of an Arch. **Floors and roofs:** Floors; Requirement of good floor, Components of ground floor, Selection of flooring material, Laying of Concrete, Mosaic, Marble, Granite, Tile flooring, Cladding of tiles. Roof;-Requirement of good roof, Types of roof, Elements of a pitched roof, Trussed roof, King post Truss, Queen Post Truss, Steel Truss, Different roofing materials, R.C.C. Roof. **L3**
Module-4
Doors, Windows and Ventilators: Location of doors and windows, technical terms, Materials for doors and windows, Paneled door, Flush door, Collapsible door, Rolling shutter, PVC Door, Paneled and glazed Window, Bay Window, French window. Ventilators. Sizes as per IS recommendations **Stairs:** Definitions, technical terms and types of stairs, Requirements of good stairs. Geometrical design of RCC doglegged and open-well stairs. **Formwork:** Introduction to form work, scaffolding, shoring, under pinning. **L2 L3 L5**
Module-5
Plastering and Pointing : purpose, materials and methods of plastering and pointing, defects in plastering-Stucco plastering, lathe plastering **Damp proofing**-causes, effects and methods. **Paints**- Purpose, types, ingredients and defects, Preparation and applications of paints to new and old plastered surfaces, wooden and steel surfaces. L4 L5
Course outcomes: After a successful completion of the course, the student will be able to: 1. Select suitable materials for buildings and adopt suitable construction techniques. 2. Adopt suitable repair and maintenance work to enhance durability of buildings.
Text Books: 1. Sushil Kumar "Building Materials and construction", 20th edition, reprint 2015,Standard Publishers 2. Dr. B.C.Punmia, Ashok kumar Jain, Arun Kumar Jain, "Building Construction, Laxmi Publications (P) ltd., New Delhi. 3. Rangawala S. C. "Engineering Materials", Charter Publishing House, Anand, India.
Reference Books: 1. S.K.Duggal, "Building Materials", (Fourth Edition)New Age International (P) Limited, 2016 National Building Code(NBC) of India 2. P C Vergese, "Buliding Materials", PHI Learning Pvt. Ltd 3. Building Materials and Components, CBRI, 1990, India 4. Jagadish.K.S, "Alternative Building Materials Technology", New Age International, 2007. 5. M. S. Shetty, "Concrete Technology", S. Chand & Co. New Delhi.

TITLE OF THE COURSE: BUILDING MATERIALS T ESTING LABORATORY B.E., III Semester, Civil Engineering [As per Choice Based Credit System (CBCS) scheme]

Course Code	**17CVL37**	**CIE Marks**	**40**
Number of Lecture Hours/Week	**03=(1 Hour Instruction + 2 Hours Laboratory)**	**SEE Marks**	**60**
RBT Levels	**L1, L2, L3**	**Exam Hours**	**03**

Credits – 02

Course Objectives: The objectives of this course is to make students to learn:

1. Ability to apply knowledge of mathematics and engineering in calculating the mechanical properties of structural materials.
2. Ability to function on multi-disciplinary teams in the area of materials testing.
3. Ability to use the techniques, skills and modern engineering tools necessary for engineering.
4. Understanding of professional and ethical responsibility in the areas of material testing.
5. Ability to communicate effectively the mechanical properties of materials.

Experiments:

1. Tension test on mild steel and HYSD bars.
2. Compression test on mild steel, cast iron and wood.
3. Torsion test on mild steel circular sections
4. Bending Test on Wood Under two point loading
5. Shear Test on Mild steel- single and double shear
6. Impact test on Mild Steel (Charpy & Izod)
7. Hardness tests on ferrous and non-ferrous metals- Brinell's, Rockwell and Vicker's
8. Tests on Bricks and Tiles
9. Tests on Fine aggregates-Moisture content, Specific gravity, Bulk density, Sieve analysis and Bulking
10. Tests on Coarse aggregates-Absorption, Moisture content, specific gravity, Bulk density and Sieve analysis
11. Demonstration of Strain gauges and Strain indicators

NOTE: All tests to be carried out as per relevant latest BIS Codes

Course outcomes: After successful completion of the course, the students will be able to:

1. Reproduce the basic knowledge of mathematics and engineering in finding the strength in tension, compression, shear and torsion.
2. Identify, formulate and solve engineering problems of structural elements subjected to flexure.
3. Evaluate the impact of engineering solutions on the society and also will be aware of contemporary issues regarding failure of structures due to unsuitable materials.

Question paper pattern:

- Group experiments - Tension test, compression test, torsion test and

bending test.

- Individual Experiments - Remaining tests.
- Two questions are to be set - One from group experiments and the other as individual experiment.
- Instructions as printed on the cover page of answer script for split up of marks to be strictly followed.
- All exercises are to be included for practical examination.

Reference Books:

1. Davis, Troxell and Hawk, "Testing of Engineering Materials", International Student Edition – McGraw Hill Book Co. New Delhi.
2. M L Gambhir and Neha Jamwal, "Building and construction materials-Testing and quality control", McGraw Hill education(India)Pvt. Ltd., 2014
3. Fenner, " Mechanical Testing of Materials", George Newnes Ltd. London.
4. Holes K A, "Experimental Strength of Materials", English Universities Press Ltd. London.
5. Suryanarayana A K, "Testing of Metallic Materials", Prentice Hall of India Pvt. Ltd.New Delhi.
6. Kukreja C B, Kishore K. and Ravi Chawla "Material Testing Laboratory Manual",Standard Publishers & Distributors 1996.
7. Relevant **latest IS Codes**

TITLE OF THE COURSE: BASIC SURVEYING PRACTICE B.E., III Semester, Civil Engineering [As per Choice Based Credit System (CBCS) scheme]

Course Code	**17CVL38**	**CIE Marks**	**40**
Number of Lecture Hours/Week	**03=(1 Hour Instruction + 2 Hours Laboratory)**	**SEE Marks**	**60**
Total Number of Hours	**40**	**Exam Hours**	**03**
RBT Levels	**L1, L2, L3, L4**		

Credits – 02

Course Objectives: The objectives of this course is to make students to:

1. Apply the basic principles of engineering surveying and measurements
2. Follow effectively field procedures required for a professional surveyor
3. Use techniques, skills and conventional surveying instruments necessary for engineering practice.

Experiments:

1. a) Measurements of distances using tape along with horizontal planes and slopes, direct ranging.
   b) Setting out perpendiculars. Use of cross staff, optical square
2. Obstacles in chaining and ranging – Chaining but not ranging, ranging but not chaining, both ranging and chaining.
3. Measurements of bearings / directions using prismatic compass, setting of geometrical figures using prismatic compass.
4. Measurement of bearings of sides of a closed traverse and adjustment of closing error by Bowditch method.
5. Determination of distance between two inaccessible points using compass and accessories
6. Determination of reduced levels of points using dumpy level/auto level (simple leveling)
7. Determination of reduced levels of points using dumpy level/auto level (differential leveling and inverted leveling)
8. To determine the difference in elevation between two points using Reciprocal leveling and to determine the collimation error
9. To conduct profile leveling, cross sectioning and block leveling. Plotting profile and cross sectioning in excel. Block contour on graph paper to scale
10. Measurement of horizontal angle by repetition and reiteration methods and Measurement of vertical angles using theodolite.
11. Determination of horizontal distance and vertical height to a base inaccessible object using theodolite by single plane and double plane method.
12. To determine distance and elevation using tachometric surveying with horizontal and inclined line of sight.
13. Closed traverse surveying using Theodolite and applying corrections for error of closure by transit rule.
14. Demonstration of Minor instruments Clinometer, Ceylon Ghat tracer, Box sextant, Hand level, Planimeter, nautical sextant and Pentagraph

Course outcomes: After a successful completion of the course, the student will be able to:

1. Apply the basic principles of engineering surveying for linear and angular measurements.
2. Comprehend effectively field procedures required for a professional surveyor.
3. Use techniques, skills and conventional surveying instruments necessary for engineering practice.

Question paper pattern:

- All are individual experiments.
- Instructions as printed on the cover page of answer script for split up of marks to be strictly followed.
- All exercises are to be included for practical examination.

Reference Books:

1. B.C. Punmia, **"Surveying Vol.1"**, Laxmi Publications pvt. Ltd., New Delhi 2009.
2. Kanetkar T P and S V Kulkarni , **Surveying and Levelling Part I**, Pune VidyarthiGrihaPrakashan, 1988
3. S.K. Duggal, **"Surveying Vol.1"**, Tata McGraw Hill Publishing Co. Ltd. New Delhi.-2009.
4. K.R. Arora, **"Surveying Vol. 1"** Standard Book House, New Delhi. – 2010 & Distributors 1996.

VISVESVARAYA TECHNOLOGICAL UNIVERSITY, BELGAUM
CHOICE BASED CREDIT SYSTEM (CBCS)
CIVIL ENGINEERING BOARD
BE-CBCS SYLLABUS 2017-18 Scheme

TITLE OF THE COURSE: Analysis of Determinate Structures B.E., IV Semester, Civil Engineering [As per Choice Based Credit System (CBCS) scheme]

Course Code	**17 CV42**	**CIE Marks**	**40**
Number of Lecture Hours/Week	**04**	**SEE Marks**	**60**
Total Number of Lecture Hours	**50 (10 Hours per Module)**	**Exam Hours**	**03**

Credits – 04

Course Objectives: This course will enable students to

1. Apply knowledge of mathematics and engineering in calculating slope and deflections
2. Identify, formulate and solve engineering problems
3. Analyse structural systems and interpret data
4. Engage in lifelong learning with the advances in Structural Engineering

Module-1

Introduction and Analysis of Plane Trusses: Structural forms, Conditions of equilibrium, Compatibility conditions, Degree of freedom, Linear and non linear analysis, Static and kinematic indeterminacies of structural systems, Types of trusses, Assumptions in analysis, Analysis of determinate trusses by method of joints and method of sections.

L2,L4,L5

Module-2

Deflection of Beams: Definition of slope, Deflection and curvature, Sign conventions, Derivation of moment-curvature equation. Double integration method and Macaulay's method: Slope and deflection for standard loading cases and for determinate prismatic beams subjected to point loads, UDL, UVL and couple.

Moment area method: Derivation, Mohr's theorems, Sign conventions, Application of moment area method for determinate prismatic beams, Beams of varying section, Use of moment diagram by parts.

Conjugate beam method: Real beam and conjugate beam, conjugate beam theorems, Application of conjugate beam method of determinate beams of variable cross sections.

L2,L4,L5

Module-3

Energy Principles and Energy Theorems: Principle of virtual displacements, Principle of virtual forces, Strain energy and complimentary energy, Strain energy due to axial force, bending, shear and torsion, Deflection of determinate beams and trusses using total strain energy, Deflection at the

point of application of single load, Castigliano's theorems and its application to estimate the deflections of trusses, bent frames, Special applications-Dummy unit

load method.

L2,L4,L5

Module-4

Arches and Cable Structures: Three hinged parabolic arches with supports at the same and different levels. Determination of normal thrust, radial shear and bending moment. Analysis of cables under point loads and UDL. Length of cables for supports at same and at different levels- Stiffening trusses for suspension cables.

L2, L4, L5

Module-5

Influence Lines and Moving Loads: Concepts of influence lines-ILD for reactions, SF and BM for determinate beams-ILD for axial forces in determinate trusses-Reactions, BM and SF in determinate beams using rolling loads concepts.

L2, L4, L6

Course outcomes: After studying this course, students will be able to:

1. Evaluate the forces i n determinate trusses by method of joints and sections.
2. Evaluate the deflection of cantilever, simply supported and overhanging beams by different methods
3. Understand the energy principles and energy theorems and its applications to determine the deflections of trusses and bent frames.
4. Determine the stress resultants in arches and cables.
5. Understand the concept of influence lines and construct the ILD diagram for the moving loads.

Text Books:

1. Reddy C S, Basic Structural Analysis, Tata McGraw Hill, New Delhi.
2. Muthu K U. etal, Basic Structural Analysis, 2nd edition, IK International Pvt. Ltd., New Delhi,2015.
3. Bhavikatti, Structual Analysis, Vikas Publishing House Pvt. Ltd, New Delhi, 2002.

Reference Books:

1. Hibbeler R C, Structural Analysis, Prentice Hall, 9th edition, 2014
2. Devadoss Menon, Structural Analysis, Narosa Publishing House, New Delhi, 2008.
3. Prakash Rao D S, Structural Analysis, University Press Pvt. Ltd, 2007.

TITLE OF THE COURSE: Applied Hydraulics B.E., IV Semester, Civil Engineering [As per Choice Based Credit System (CBCS) scheme]

Course Code	**17 CV43**	**CIE Marks**	**40**
Number of Lecture Hours/Week	**04**	**SEE Marks**	**60**
Total Number of Lecture Hours	**50 (10 Hours per Module)**	**Exam Hours**	**03**

Credits – 04

Course Objectives: The objectives of this course is to make students to learn:

1. Principles of dimensional analysis to design hydraulic models and Design of various models.
2. Design the open channels of various cross sections including design of economical sections.
3. Energy concepts of fluid in open channel, Energy dissipation, Water surface profiles at different conditions.
4. The working principles of the hydraulic machines for the given data and analyzing the performance of Turbines for various design data.

Module-1

Dimensional analysis: Dimensional analysis and similitude: Dimensional homogeneity, Non Dimensional parameter, Rayleigh methods and Buckingham ð theorem, dimensional analysis, choice of variables, examples on various applications.

Model analysis: Model analysis, similitude, types of similarities, force ratios, similarity laws, model classification, Reynolds model, Froude's model, Euler's Model, Webber's model, Mach model, scale effects, Distorted models. Numerical problems on Reynold's, and Froude's Model

Buoyancy and Flotation: Buoyancy, Force and Centre of Buoyancy, Metacentre and Metacentric height, Stability of submerged and floating bodies, Determination of Metacentric height, Experimental and theoretical method, Numerical problems

L1, L2, L3, L4

Module-2

Open Channel Flow Hydraulics:

Uniform Flow: Introduction, Classification of flow through channels, Chezy's and Manning's equation for flow through open channel, Most economical channel sections, Uniform flow through Open channels, Numerical Problems. Specific Energy and Specific energy curve, Critical flow and corresponding critical parameters, Metering flumes, Numerical Problems

L3,L4

Module-3

Non-Uniform Flow: Hydraulic Jump, Expressions for conjugate depths and Energy loss, Numerical Problems Gradually varied flow, Equation, Back water curve and afflux, Description of water curves or profiles, Mild, steep, critical, horizontal and adverse slope profiles, Numerical problems, Control sections

L2,L3,L4

Module-4

Hydraulic Machines:

Introduction, Impulse-Momentum equation. Direct impact of ajet on a stationary and moving curved vanes, Introduction to concept of velocity triangles, impact of jet on a series of curved vanes- Problems

Turbines – Impulse Turbines: Introduction to turbines, General lay out of a hydro-electric plant, Heads and Efficiencies, classification of turbines. Pelton wheel-components, working principle and velocity triangles. Maximum power, efficiency, working proportions – Numerical problems

L1, L2, L3,L4

Module-5

Reaction Turbines and Pumps: Radial flow reaction turbines: (i) Francis turbine-Descriptions, working proportions and design, Numerical problems. (ii) Kaplan turbine- Descriptions, working proportions and design, Numerical problems. Draft tube theory and unit quantities. (No problems)

Centrifugal pumps: Components and Working of centrifugal pumps, Types of centrifugal pumps, Work done by the impeller, Heads and Efficiencies, Minimum starting speed of centrifugal pump, Numerical problems, Multi-stage pumps.

L1,L2, L3,L4

Course outcomes:

After a successful completion of the course, the student will be able to:

1. Apply dimensional analysis to develop mathematical modeling and compute the parametric values in prototype by analyzing the corresponding model parameters
2. Design the open channels of various cross sections including economical channel sections
3. Apply Energy concepts to flow in open channel sections, Calculate Energy dissipation,
4. Compute water surface profiles at different conditions
5. Design turbines for the given data, and to know their operation characteristics under different operating conditions

Text Books:

1. P N Modi and S M Seth, "Hydraulics and Fluid Mechan ics, including Hydraulic Machines", 20th edition, 2015, Standard Book House, New Delhi
2. R.K. Bansal, "A Text book of Fluid Mechanics and Hy draulic Machines", Laxmi Publications, New Delhi
3. S K SOM and G Biswas, "Introduction to Fluid Mechan ics and Fluid Machines", Tata McGraw Hill,New Delhi

1. K Subramanya, "Fluid Mechanics and Hydraulic Machin es", Tata McGraw Hill Publishing Co. Ltd.
2. Mohd. Kaleem Khan, "Fluid Mechanics and Machinery", Oxford University Press
3. C.S.P. Ojha, R. Berndtsson, and P.N. Chandramouli, *"Fluid Mechanics and Machinery"*, Oxford University Publication – 2010
4. J.B. Evett, and C. Liu, *"Fluid Mechanics and Hydraulics "*, McGraw-Hill Book Company.-2009.

TITLE OF THE COURSE: Concrete Technology B.E., IV Semester, Civil Engineering [As per Choice Based Credit System (CBCS) scheme]

Course Code	**17 CV44**	**CIE Marks**	**40**
Number of Lecture Hours/Week	**04**	**SEE Marks**	**60**
Total Number of Lecture Hours	**50 (10 Hours per Module)**	**Exam Hours**	**03**

Credits – 04

Course objectives: This course will enable students to:

1. Recognize the importance of material characteristics and their contributions to strength development in Concrete
2. Proportion ingredients of Concrete to arrive at most desirable mechanical properties of Concrete.
3. Ascertain and measure engineering properties of concrete in fresh and hardened state which meet the requirement of real time structures.

Module-1

Concrete Ingredients

Cement – Cement manufacturing process, steps to reduce carbon footprint, chemical composition and their importance, hydration of cement, types of cement. Testing of cement. Fine aggregate: Functions, requirement, Alternatives to River sand, M-sand introduction and manufacturing. Coarse aggregate: Importance of size, shape and texture. Grading and blending of aggregate. Testing on aggregate, requirement. Recycled aggregates Water – qualities of water. Chemical admixtures – plasticizers, accelerators, retarders and air entraining agents. Mineral admixtures – Pozzolanic and cementitious materials, Fly ash, GGBS, silica fumes, Metakaolin and rice husk ash.

L1, L2, L3

Module-2

Fresh Concrete

Workability-factors affecting workability. Measurement of workability–slump, Compaction factor and Vee-Bee Consistometer tests, flow tests. Segregation and bleeding. Process of manufacturing of concrete- Batching, Mixing, Transporting, Placing and Compaction. Curing – Methods of curing – Water curing, membrane curing, steam curing, accelerated curing, self- curing. Good and Bad practices of making and using fresh concrete and Effect of heat of hydration during mass concreting at project sites.

L1, L2, L3

Module-3

Hardened Concrete Factors influencing strength, W/C ratio, gel/space ratio, Maturity concept, Testing of hardened concrete, Creep –facto rs affecting creep. Shrinkage of concrete – plastic shrinking and drying shrinkage, Factors affecting shrinkage. Definition and significance of durability. Internal and external factors influencing durability, Mechanisms- Sulphate attack – chloride attack, carbonation, freezing and thawing. Corrosion, Durability requirements as per

IS-456, In situ testing of concrete- Penetration and pull out test, rebound hammer test, ultrasonic pulse velocity, core extraction – Principal, applications and limitations.

L1, L2, L3

Module-4

Concrete Mix Proportioning

Concept of Mix Design with and without admixtures, variables in proportioning and Exposure conditions, Selection criteria of ingredients used for mix design, Procedure of mix proportioning. Numerical Examples of Mix Proportioning using IS-10262

L1, L2, L3, L4

Module-5

Special Concretes

RMC- manufacture and requirement as per QCI-RMCPCS, properties, advantages and disadvantages. Self-Compacting concrete- concept, materials, tests, properties, application and typical mix Fiber reinforced concrete - Fibers types, properties, application of FRC. Light weight concrete-material properties and types. Typical light weight concrete mix and aplications

L1, L2, L3 L4

Course outcomes:

After studying this course, students will be able to:

1. Relate material characteristics and their influence on microstructure of concrete.
2. Distinguish concrete behaviour based on its fresh and hardened properties.
3. Illustrate proportioning of different types of concrete mixes for required fresh and hardened properties using professional codes.

Text Books:

1. Neville A.M. “Properties of Concrete”-4th Ed., Long man.
2. M.S. Shetty, Concrete Technology - Theory and Practice Published by S. Chand and Company, New Delhi.
3. Kumar Mehta. P and Paulo J.M. Monteiro “Concrete-Mi crostructure, Property and Materials”, 4th Edition, McGraw Hill Education, 201 4
4. A.R. Santha Kumar, “Concrete Technology”, Oxford Un iversity Press, New Delhi (New Edition)

1. M L Gambir, “Concrete Technology”, McGraw Hill Educ ation, 2014.
2. N. V. Nayak, A. K. Jain Handbook on Advanced Concrete Technology, ISBN: 978-81-8487-186-9
3. Job Thomas, “Concrete Technology”, CENGAGE Learning , 2015
4. IS 4926 (2003): Code of Practice Ready-Mixed Concrete [CED 2: Cement and Concrete]Criteria for RMC Production Control, Basic Level Certification for Production Control of Ready Mixed Concrete-BMTPC
5. Specification and Guidelines for Self-Compacting Concrete, EFNARC, Association House

TITLE OF THE COURSE: Basic Geotechnical Engineering B.E., IV Semester, Civil Engineering [As per Choice Based Credit System (CBCS) scheme]

Course Code	**17 CV45**	**CIE Marks**	**40**
Number of Lecture Hours/Week	**04**	**SEE Marks**	**60**
Total Number of Lecture Hours	**50 (10 Hours per Module)**	**Exam Hours**	**03**

Credits – 04

Course Objectives: This course will enable students

1. To appreciate basic concepts of soil mechanics as an integral part in the knowledge of civil engineering. Also to become familiar broadly with geotechnical engineering problems such as, foundation engineering, flow of water through soil medium and terminologies associated with geotechnical engineering.
2. To know the basic engineering properties and the mechanical behaviour of different types of soil. This includes strength-deformation characteristics under shearing stresses. Also consolidation properties of clayey soils.
3. To determine the improvement in mechanical behaviour by densification of soil deposits using compaction.
4. To know how the properties of soils that can be measured in the lab

Module-1

Introduction:

Introduction, origin and formation of soil, Phase Diagram, phase relationships, definitions and their inter relationships. Determination of Index properties-Specific gravity, water content, in-situ density and particle size analysis (sieve and sedimentation analysis) Atterberg's Limits, consistency indices, relative density, activity of clay, Plasticity chart, unified and BIS soil classification.

L1, L2

Module-2

Soil Structure and Clay Mineralogy

Single grained, honey combed, flocculent and dispersed structures, Valence bonds, Soil-Water system, Electrical diffuse double layer, adsorbed water, base-exchange capacity, Isomorphous substitution. Common clay minerals in soil and their structures- Kaolinite, Illite and ontmorillonite and their application in Engineering

Compaction of Soils: Definition, Principle of compaction, Standard and Modified proctor's compaction tests, factors affecting compaction, effect of compaction on soil properties, Field compaction control - compactive effort & method of compaction, lift thickness and number of passes, Proctor's needle, Compacting equipments and their suitability.

L1, L2

Module-3

Flow through Soils:

Darcy's law- assumption and validity, coefficient of permeability and its determination (laboratory and field), factors affecting permeability, permeability of stratified soils, Seepage velocity,
superficial velocity and coefficient of percolation, Capillary Phenomena

Seepage Analysis: Laplace equation, assumptions, limitations and its derivation. Flow nets- characteristics and applications. Flow nets for sheet piles a nd below the dam section.

Unconfined flow, phreatic line (Casagrande's method –with and without toe filter), flow through dams, design of dam filters.

Effective Stress Analysis: Geostatic stresses, Effective stress concept-total stress, effective

stress and Neutral stress and impact of the effective stress in construction of structures, quick sand phenomena

L1, L2, L3

Module-4

Consolidation of Soil:

Definition, Mass-spring analogy, Terzaghi's one dimensional consolidation theory - assumption and limitations. Derivation of Governing differential Equation Pre-consolidation pressure and its determination by Casagrande's method. Over consolidation ratio, normally consolidated, under

consolidated and over consolidated soils. Consolidation characteristics of soil (Cc, av, mv and Cv. Laboratory one dimensional consolidation test, characteristics of e-log(σ) curve, Determination of consolidation characteristics of soils compression index and coefficient of consolidation (square root of time fitting method, logarithmic time fitting method). Primary and secondary consolidation.

L1, L2, L3,

L4Module-5

Shear Strength of Soil:

Concept of shear strength, Mohr–Coulomb Failure Criterion, Modified Mohr–Coulomb Criterion

Concept of pore pressure, Total and effective shear strength parameters, factors affecting shear strength of soils. Thixotrophy and sensitivity, Measurement of shear strength parameters - Direct shear test, unconfined compression test, triaxial compression test and field Vane shear test, Test under different drainage conditions. Total and effective stress paths.

L2, L3

Course outcomes:

On the completion of this course students are expected to attain the following outcomes;

1. Will acquire an understanding of the procedures to determine index properties of any type of soil, classify the soil based on its index properties
2. Will be able to determine compaction characteristics of soil and apply that knowledge to assess field compaction procedures
3. Will be able to determine permeability property of soils and acquires conceptual knowledge about stresses due to seepage and effective stress; Also acquire ability to estimate seepage losses across hydraulic structure
4. Will be able to estimate shear strength parameters of different types of soils using the data of different shear tests and comprehend Mohr-Coulomb failure theory.
5. Ability to solve practical problems related to estimation of consolidation settlement of soil deposits also time required for the same.

Text Books:

1. Gopal Ranjan and Rao A.S.R., Basic and Applied Soil Mechanics- (2000), New Age International (P) Ltd., Newe Delhi.
2. Punmia B C, Soil Mechanics and Foundation Engineering- (2012) , Laxmi Pulications.
3. Murthy V.N.S., Principles of Soil Mechanics and Foundation Engineering- (1996), 4th Edition, UBS Publishers and Distributors, New Delhi.
4. Braja, M. Das, Geotechnical Engineering; (2002), Fifth Edition, Thomson

Business Information India (P) Ltd., India

Reference Books:

1. T.W. Lambe and R.V. Whitman, Soil Mechanics, John Wiley & Sons, 1969.
2. Donold P Coduto, Geotechnical Engineering- Phi Learning Private Limited, New Delhi
3. Shashi K. Gulathi & Manoj Datta, Geotechnical Engineering-. (2009), "Tata Mc Graw Hill.
4. Narasimha Rao A. V. & Venkatrahmaiah C, Numerical Problems, Examples and objective questions in Geotechnical Engineering-. (2000), Universities Press., Hyderabad.
5. Muni Budhu ,Soil Mechanics and Foundation Engg.- (2010), 3rd Edition, John Wiely & Sons

TITLE OF THE COURSE: Advanced Surveying B.E., IV Semester, Civil Engineering [As per Choice Based Credit System (CBCS) scheme]

Course Code	**17 CV46**	**CIE Marks**	**40**
Number of Lecture Hours/Week	**04**	**SEE Marks**	**60**
Total Number of Lecture Hours	**50 (10 Hours per Module)**	**Exam Hours**	**03**

Credits – 04

Course Objectives: This course will enable students to:

1. Apply geometric principles to arrive at solutions to surveying problems.
2. Analyze spatial data using appropriate computational and analytical techniques.
3. Design proper types of curves for deviating type of alignments.
4. Use the concepts of advanced data capturing methods necessary for engineering practice

Module-1

Curve Surveying

Curves – Necessity – Types, Simple curves, Elements , Designation of curves, Setting out simple curves by linear methods (numerical problems on offsets from long chord & chord produced method), Setting out curves by Rankines deflection angle method (numerical problems). Compound curves, Elements, Design of compound curves, Setting out of compound curves (numerical problems). Reverse curve between two parallel straights (numerical problems on Equal radius and unequal radius). Transition curves Characteristics , numerical problems on Length of Transition curve, Vertical curves –Types – (theory).

L1,L3,L5

Module-2

Geodetic Surveying and Theory of Errors

Geodetic Surveying: Principle and Classification of triangulation system, Selection of base line and stations, Orders of triangulation, Triangulation figures, Reduction to Centre, Selection and marking of stations Theory of Errors: Introduction, types of errors, definitions, laws of accidental errors, laws of weights, theory of least squares, rules for giving weights and distribution of errors to the field observations, determination of the most probable values of quantities.

L1,L2, L3

Module-3

Introduction to Field Astronomy: Earth, celestial sphere, earth and celestial coordinate systems, spherical triangle, astronomical triangle, Napier's rule

L4,L5

Module-4
Aerial Photogrammetry Introduction, Uses, Aerial photographs, Definitions, Scale of vertical and tilted photograph (simple problems), Ground Co-ordinates (simple problems), Relief Displacements (Derivation), Ground control, Procedure of aerial survey, overlaps and mosaics, Stereoscopes, Derivation Parallax **L2,L3, L5**
Module-5
Modern Surveying Instruments Introduction, Electromagnetic spectrum, Electromagnetic distance measurement, Total station, Lidar scanners for topographical survey. Remote Sensing: Introduction, Principles of energy interaction in atmosphere and earth surface features, Image interpretation techniques, visual interpretation. Digital image processing, Global Positioning system Geographical Information System: Definition of GIS, Key Components of GIS, Functions of GIS, Spatial data, spatial information system Geospatial analysis, Integration of Remote sensing and GIS and Applications in Civil Engineering(transportation, town planning). **L2,L3, L5**
Course outcomes: After a successful completion of the course, the student will be able to: 1. Apply the knowledge of geometric principles to arrive at surveying problems 2. Use modern instruments to obtain geo-spatial data and analyse the same to appropriate engineering problems. 3. Capture geodetic data to process and perform analysis for survey problems with the use of electronic instruments; 4. Design and implement the different types of curves for deviating type of alignments.
Text Books: 1. B.C. Punmia, “Surveying Vol.2”, Laxmi Publications pvt. Ltd., New Delhi. 2. Kanetkar T P and S V Kulkarni , Surveying and Levelling Part 2, Pune Vidyarthi Griha Prakashan, 3. K.R. Arora, “Surveying Vol. 1” Standard Book House, New Delhi. 4. Sateesh Gopi, Global Positioning System, Tata McGraw Hill Publishing Co. Ltd. New Delhi **Reference Books:** 1. S.K. Duggal, “Surveying Vol.I & II”, Tata McGraw Hi ll Publishing Co. Ltd. New Delhi. 2. R Subramanian, Surveying and Leveling, Second edition, Oxford University Press, New Delhi. 3. David Clerk, Plane and Geodetic Surveying Vol1 and Vol2, CBS publishers 4. B Bhatia, Remote Sensing and GIS , Oxford University Press, New Delhi. 5. T.M Lillesand,. R.W Kiefer,. and J.W Chipman, Remote sensing and Image interpretation , 5th edition, John Wiley and Sons India 6. James M Anderson and Adward M Mikhail, Surveying theory and practice, 7th Edition, Tata McGraw Hill Publication. 7. Kang-tsung Chang, Introduction to geographic information systems, McGraw Hill Higher Education

TITLE OF THE COURSE: Fluid Mechanics and Hydraulic Machines Laboratory
B.E., IV Semester, Civil Engineering
[As per Choice Based Credit System (CBCS) scheme]

Course Code	**17CVL47**	**CIE Marks**	**40**
Number of Lecture Hours/Week	**03=(1 Hour Instruction + 2 Hours Laboratory)**	**SEE Marks**	**60**
Total Number of Hours	**40**	**Exam Hours**	**03**
RBT Levels	**L1, L2, L3, L4**		

Credits – 02

Course Objectives: This course will enable students to;

1. calibrate flow measuring devices
2. determine the force exerted by jet of water on vanes
3. measure discharge and head losses in pipes
4. understand the fluid flow pattern

Experiments:

1. Verification of Bernoulli's equation
2. Determination of Cd for Venturimeter and Orifice meter
3. Determination of hydraulic coefficients of small vertical orifice
4. Calibration of Rectangular and Triangular notch
5. Calibration of Ogee and Broad crested weir
6. Determination of Cd for Venturiflume
7. Experimental determination of force exerted by a jet on flat and curved plates (Hemispherical Vane).
8. Experimental determination of operating characteristics of Pelton turbine
9. Determination of efficiency of Francis turbine
10. Determination of efficiency of Kaplan turbine
11. Determination of efficiency of centrifugal pump
12. Determination of Major and Minor Losses in Pipes
13. Demonstration Experiments:
    a. Reynold's experiment to understand laminar and turbulent flow
    b. Flow Visualization
    c. Calibration of Sutro-weir

Course outcomes: During the course of study students will develop understanding of:

1. Properties of fluids and the use of various instruments for fluid flow measurement.
2. Working of hydraulic machines under various conditions of working and their characteristics.

- All experiments are to be included in the examination except demonstration exercises.
- Candidate to perform experiment assigned to him
- Marks are to be allotted as per the split up of marks shown on the cover page of answer script

Reference Books:

1. Sarbjit Singh , *Experiments in Fluid Mechanics* - PHI Pvt. Ltd.- New Delhi
2. Mohd. Kaleem Khan, "Fluid Mechanics and Machinery", Oxford University Press
3. Hydraulics and Fluid Mechanics' – Dr. P.N. Modi & D r S.M. Seth, Standard Book House- New Delhi. 2009 Edition

Title of the Course: Engineering Geology Laboratory

BE–IV SEMESTER Civil Engineering [AsperChoiceBasedCreditSystem (CBCS) scheme]

Subject Code		17CVL48	CIE Marks	40
Number of Hours/Week	Lecture	03(1hrtutorial+2hr laboratory)	SEE Marks	60
Total Number of Hours	Lecture	40 hr	Exam Hours	03
RBT Levels	L1, L2, L3, L4			
CREDITS–02				

Course objectives: This course will enablestudents

1. Toidentifythemineralsandrocksbasedontheirinherentpropertiesandusesincivil engineering
2. Tointerpretthegeologicalmapsrelatedtocivilengineeringprojects.
3. Tolearnthedipandstrike,boreholeproblems,thicknessofgeologicalformationrelated tofoundation,tunnels,reservoirsandmining.
4. Tounderstand subsurfacegeologicalconditionsthroughageophysical techniquesandwatershedmanagement.
5. Tovisitthecivilengineeringprojectslikedams,reservoirs,tunnels,quarrysitesetc.

Modules	Teaching Hours	RevisedBloom's Taxonomy (RBT Level)
1. Identification of minerals as mentioned in theory, their properties, uses and manufacturing of construction materials.	6 Hours	L1, L2,L3
2. Identification of rocks as mentioned in theory, their engineering properties and uses in construction and decorative purposes	6 Hours	L1,L2, L3
3. Dip and Strike problems: Determination of dip and strike direction in Civil Engineering projects (Railway lines, tunnels, dams, reservoirs) –graphical or any other method.	6 Hours	L3,L4
4. Bore hole problems: Determination of subsurface behavior of rocks, their attitude related to foundation, tunnels, reservoirs and mining. Triangular and Square	6 Hours	L3, L4
5. Calculation of Vertical, True thickness and width of the outcrops.	3 Hours	L3,L4
6. Interpretationof Electricalresistivitycurvestofind out subsurface information such as thickness of soil, weathered zone, depth of hard rock and saturated zone	4 Hours	L3, L4
7. Interpretation of Toposheets and geological maps related to Civil Engineering Projects	9 Hours	L2,L3, L4

Course outcomes:

Duringthiscourse,studentswilldevelopexpertisein;

1. Identifying the minerals and rocks and utilize them effectively in civil engineering practices
2. Understanding and interpreting the geological conditions of the area for the implementationofcivilengineeringprojects.
3. Interpreting subsurfaceinformationsuchasthickness ofsoil,weathered zone,depthof hardrockandsaturatedzone byusinggeophysicalmethods.
4. Thetechniquesofdrawingthecurvesofelectricalresistivitydataanditsinterpretationfor geotechnicalandaquiferboundaries

ProgramObjectives(asperNBA):

- oEngineeringKnowledge.
- oProblemAnalysis.
- oDesign/developmentofsolutions(partly).
- oInterpretationofdata.

Questionpaperpattern:**Questionpaper should be set for 100 marks**

Allareindividualexperiments

Instructions asprinted onthecoverpageofanswer scriptfor splitupofmarkstobe strictlyfollowed.

Allexercisesaretobeincludedfor practicalexamination.

Question PaperPattern		
Qn.No.	EXPERIMENT	MARKS(100)
1	IdentificationofMinerals bygivingtheirphysical propertiesandcivilengineeringapplications(5 minerals)	25(5 x5)
2	Identificationofrocksbygivingtheirphysical properties,classificationandtheircivil engineeringapplications(5rocks)	25(5 x5)
3	Dipandstrikeproblems	7
4	Boreholeproblems(3pointmethod)	12
5	Thicknessofstrataproblemsincludingcalculation ofvertical,truethicknessanditswidthofout crop.	5
6	Electricalresistivitycurvesdrawingandits interpretationforGeotechnicalandAquifer investigations.	7
7	InterpretationofToposheets	6
8	Geologicalmaps,theircrosssectionsand description	15
9	Vivavoce	5

Note:

1)Questionnos.1,2,4,5.7,8&9arecompulsory.

2)**Amongquestionno. 3&6anyone shallbegiven**.

3)InternalAssessmentMarks=**40**:Byconducingatleastonetestfor**20marks**remaining

a)**10 marksforrecord**andb)**10 marks forfield visit report submission**(Engineering projects)

ReferenceBooks:

1. MPBillings,StructuralGeology,CBSPublishersandDistributors,NewDelhi
2. B.S.SatyanarayanaSwamy, Engineering Geology Laboratory Manual , DhanpatRai Sons,NewDelhi.
3. LRANarayan,Remotesensinganditsapplications,UniversityPress.
4. P.K.MUKERJEE,TextbookofGeology,WorldPressPvt.Ltd.,Kolkatta
5. JohnIPlattandJohnChallinor,SimpleGeologicalStructures,ThomasMurthy&Co,London

VISVESVARAYA TECHNOLOGICAL UNIVERSITY, BELGAUM
CHOICE BASED CREDIT SYSTEM (CBCS)
CIVIL ENGINEERING BOARD
BE-CBCS SYLLABUS 2017-18 Scheme

5th Semester

VISVESVARAYA TECHNOLOGICAL UNIVERSITY, BELGAUM
CHOICE BASED CREDIT SYSTEM (CBCS)
CIVIL ENGINEERING BOARD
BE-CBCS SYLLABUS 2017-18 Scheme

TITLE OF THE COURSE: DESIGN OF RC STRUCTURAL ELEMENTS
B.E., V Semester, Civil Engineering
[As per Choice Based Credit System (CBCS) scheme]

Course Code	**17CV51**	**CIE Marks**	**40**
Number of Lecture Hours/Week	**04**	**SEE Marks**	**60**
Total Number of Lecture Hours	**50 (10 Hours per Module)**	**Exam Hours**	**03**

Credits – 04

Course objectives: This course will enable students to

1. Identify, formulate and solve engineering problems of RC elements subjected to different kinds of loading.
2. Follow a procedural knowledge in designing various structural RC elements.
3. Impart the culture of following the codes for strength, serviceability and durability as an ethics.
4. Provide knowledge in analysis and design of RC elements for the success in competitive examinations.

Module-1

Introduction to Limit State Design and Serviceability: Introduction to working stress method, Difference between Working stress and Limit State Method of design, Modular Ratio and Factor of Safety.

Philosophy and principle of limit state design with assumptions. Partial Safety factors, Characteristic load and strength. Stress block parameters, concept of balanced section, under reinforced and over reinforced section.

Limiting deflection, short term deflection, long term deflection, Calculation of deflection of singly reinforced beam only. Cracking in reinforced concrete members, calculation of crack width of singly reinforced beam. Side face reinforcement, slender limits of beams for stability.

L1, L2

Module-2

Limit State Analysis of Beams:
Analysis of singly reinforced, doubly reinforced and flanged beams for flexure and shear

L2, L4

Module-3

Limit State Design of Beams: Design of singly and doubly reinforced beams, Design of flanged beams for shear, design for combined bending and torsion as per IS-456

L2, L4

Module-4

Limit State Design of Slabs and Stairs: Introduction to one way and two way slabs, Design of cantilever, simply supported and one way continuous slab. Design of two way slabs for different boundary conditions. Design of dog legged and open well staircases. Importance of bond, anchorage length and lap length.

L2, L4

Module-5

Limit State Deign of Columns and Footings: Analysis and design of short axially loaded RC column. Design of columns with uniaxial and biaxial moments, Design

concepts of the footings. Design of Rectangular and square column footings with axial load and also for axial load & moment

L2, L4

Course outcomes: After studying this course, students will be able to:

1. understand the design philosophy and principles
2. solve engineering problems of RC elements subjected to flexure, shear and torsion
3. demonstrate the procedural knowledge in designs of RC structural elements such as slabs, columns and footings
4. owns professional and ethical responsibility

- The designs are as per IS-456 and SP (16) relevant charts to be provided in the question paper

Text Books:

1. Unnikrishnan Pillai and Devdas Menon, " **Reinforced Concrete Design"** , McGraw Hill, New Delhi
2. Subramanian, " **Design of Concrete Structures"** , Oxford university Press
3. H J Shah, **"Reinforced Concrete Vol. 1 (Elementary Reinforced Concrete)"** , Charotar Publishing House Pvt. Ltd.

Reference Books:

1. P C Varghese, "Limit State design of reinforced concrete" , PHI, New Delhi
2. W H Mosley, R Husle, J H Bungey, "Reinforced Concrete Design", MacMillan Education, Palgrave publisher s
3. Kong and Evans, "Reinforced and Pre-Stressed Concrete", Springer Publications
4. A W Beeby and Narayan R S, "Introduction to Design for Civil Engineers", CRC Press
5. Robert Park and Thomas Paulay, "Reinforced Concrete Structures", John Wiley & Sons, Inc.

TITLE OF THE COURSE: ANALYSIS OF INDETERMINATE STRUCTURES
B.E., V Semester, Civil Engineering
[As per Choice Based Credit System (CBCS) scheme]

Course Code	**17CV52**	**CIE Marks**	**40**
Number of Lecture Hours/Week	**04**	**SEE Marks**	**60**
Total Number of Lecture Hours	**50 (10 Hours per Module)**	**Exam Hours**	**03**

Credits – 04

Course Objectives: This course will enable students to

1. Apply knowledge of mathematics and engineering in calculating slope, deflection, bending moment and shear force using slope deflection, moment distribution method and Kani's method.
2. Identify, formulate and solve problems in structural analysis.
3. Analyze structural system and interpret data.
4. use the techniques, such as stiffness and flexibility methods to solve engineering problems
5. communicate effectively in design of structural elements

Module-1

Slope Deflection Method: Introduction, sign convention, development of slope deflection equation, analysis of continuous beams including settlements, Analysis of orthogonal rigid plane frames including sway frames with kinematic indeterminacy≤3

L2, L4,L5

Module-2

Moment Distribution Method: Introduction, Definition of terms, Development of method, Analysis of continuous beams with support yielding, Analysis of 08 Hours orthogonal rigid plane frames including sway frames with kinematic indeterminacy ≤3

L2, L4,L5

Module-3

Kani's Method: Introduction, Concept, Relationships between bending moment and deformations, Analysis of continuous beams with and without settlements, Analysis of frames with and without sway

L2, L4,L5

Module-4

Matrix Method of Analysis (Flexibility Method) : Introduction, Axes and coordinates, Flexibility matrix, Analysis of continuous beams and plane trusses using system approach, Analysis of simple orthogonal rigid frames using system approach with static indeterminacy ≤3

L2, L4,L5

Module-5

Matrix Method of Analysis (Stiffness Method): Introduction, Stiffness matrix, Analysis of continuous beams and plane trusses using system approach, Analysis of simple orthogonal rigid frames using system approach with kinematic indeterminacy ≤3

L2, L4,L5

Course outcomes: After studying this course, students will be able to:

1. Determine the moment in indeterminate beams and frames having variable moment of inertia and subsidence using slope defection method
2. Determine the moment in indeterminate beams and frames of no sway and sway using moment distribution method.
3. Construct the bending moment diagram for beams and frames by Kani's method.
4. Construct the bending moment diagram for beams and frames using flexibility

method
5. Analyze the beams and indeterminate frames by system stiffness method.

Text Books:

1. Hibbeler R C, **" Structural Analysis",** Pearson Publication
2. L S Negi and R S Jangid, **"Structural Analysis",** Tata *McGraw-Hill* Publishing Company Ltd.
3. D S Prakash Rao, **"Structural Analysis: A Unified Approach"** , Universities Press
4. K.U. Muthu, H.Narendra etal, **"Indeterminate Structural Analysis",** IK International Publishing Pvt. Ltd.

Reference Books:

1. Reddy C S, **"Basic Structural Analysis",** *Tata McGraw-Hill* Publishing Company Ltd.
2. Gupta S P, G S Pundit and R Gupta, **"Theory of Structures"**, Vol II, Tata McGraw Hill Publications company Ltd.
3. V N Vazirani and M M Ratwani, **"Analysis Of Structures** ", Vol. 2, Khanna Publishers
4. Wang C K, **"Intermediate Structural Analysis",** McGraw Hill, International Students Edition.
5. S.Rajasekaran and G. Sankarasubramanian, **"Computational Structural Mechanics",** PHI Learning Pvt. Ltd.,

TITLE OF THE COURSE: APPLIED GEOTECHNICAL ENGINEERING
B.E., V Semester, Civil Engineering
[As per Choice Based Credit System (CBCS) scheme]

Course Code	**17CV53**	**CIE Marks**	**40**
Number of Lecture Hours/Week	**04**	**SEE Marks**	**60**
Total Number of Lecture Hours	**50 (10 Hours per Module)**	**Exam Hours**	**03**

Credits – 04

Course objectives: This course will enable students to

1. Appreciate basic concepts of soil mechanics as an integral part in the knowledge of Civil Engineering. Also to become familiar with foundation engineering terminology and understand how the principles of Geotechnology are applied in the design of foundations
2. Learn introductory concepts of Geotechnical investigations required for civil engineering projects emphasizing in situ investigations
3. Conceptually learn various theories related to bearing capacity of soil and their application in the design of shallow foundations and estimation of load carrying capacity of pile foundation
4. Estimate internal stresses in the soil mass and application of this knowledge in proportioning of shallow and deep foundation fulfilling settlement criteria
5. Study about assessing stability of slopes and earth pressure on rigid retaining structures

Module-1

Soil Exploration: Introduction, Objectives and Importance, Stages and Methods of exploration- Test pits, Borings, Geophysical methods, stabilization of boreholes, Sampling techniques, Undisturbed, disturbed and representative samples, Geophysical exploration and Bore hole log. Drainage and Dewatering methods, estimation of depth of GWT (Hvorslev's method).

L1,L2,L3

Module-2

Stress in Soils: Introduction, Boussinesq's and Westergaard's theory concentrated load, circular and rectangular load, equivalent point load method, pressure distribution diagrams and contact pressure, Newmark's chart Foundation Settlement - Approximate method for stress distribution on a horizontal plane, Types of settlements and importance, Computation of immediate and consolidation settlement

L2,L3,L4

Module-3

Lateral Earth Pressure: Active, Passive and earth pressure at rest, Rankine's theory for cohesionless and cohesive soils, Coulomb's theory, Rebhann's and Culmann's graphical construction.

Stability of Slopes : Assumptions, infinite and finite slopes, factor of safety, use of Taylor's stability charts, Swedish slip circle method for C and C-ø (Method of slices) soils, Fellineous method for critical slip circle

L2,L4,L5

Module-4

Bearing Capacity of Shallow Foundation: Types of foundations, **10 Hours** determination of bearing capacity by Terzaghi's and BIS method (IS: 6403), Effect of water table and eccentricity, field methods - plate load test and SPT Proportioning of shallow foundations- isolated and combined footings (only two columns)

L2,L4,L5,L6

Module-5

Pile Foundations: Types and classification of piles, single loaded pile capacity in

cohesionless and cohesive soils by static formula, efficiency of file group, group capacity of piles in cohesionless and cohesive soils, negative skin friction, pile load tests, Settlement of piles, under reamed piles (only introductory concepts – no derivation)

L1, L2, L3 L4

Course outcomes: On the completion of this course students are expected to attain the following outcomes;

1. Ability to plan and execute geotechnical site investigation program for different civil engineering projects
2. Understanding of stress distribution and resulting settlement beneath the loaded footings on sand and clayey soils
3. Ability to estimate factor of safety against failure of slopes and to compute lateral pressure distribution behind earth retaining structures
4. Ability to determine bearing capacity of soil and achieve proficiency in proportioning shallow isolated and combined footings for uniform bearing pressure
5. Capable of estimating load carrying capacity of single and group of piles

Text Books:

1. Gopal Ranjan and Rao A.S.R., Basic and Applied Soil Mechanics, New Age International (P) Ltd., New Delhi.
2. Punmia B C, Soil Mechanics and Foundation Engineering, Laxmi Publications co., New Delhi.
3. Murthy V.N.S., Principles of Soil Mechanics and Foundation Engineering, UBS Publishers and Distributors, New Delhi.
4. Braja, M. Das, Geotechnical Engineering; Thomson Business Information India (P) Ltd., India

Reference Books:

1. T.W. Lambe and R.V. Whitman, Soil Mechanics-, John Wiley & Sons
2. Donald P Coduto, Geotechnical Engineering- Phi Learning Private Limited, New Delhi
3. Shashi K. Gulathi & Manoj Datta, Geotechnical Engineering-. , Tata McGraw Hill Publications
4. Debashis Moitra, “Geotechnical Engineering”, Universities Press.,
5. Malcolm D Bolton, “A Guide to soil mechanics”, Universities Press.,
6. Bowles J E , Foundation analysis and design, McGraw- Hill Publications

TITLE OF THE COURSE: COMPUTER AIDED BUILDING PLANNING AND DRAWING

B.E., V Semester, Civil Engineering

[As per Choice Based Credit System (CBCS) scheme]

Course Code	**17CV54**	**CIE Marks**	**40**
Number of Lecture Hours/Week	**04**	**SEE Marks**	**60**
Total Number of Lecture Hours	**50**	**Exam Hours**	**03**

Credits – 04

Course Objectives: Provide students with a basic understanding

1. Achieve skill sets to prepare computer aided engineering drawings
2. Understand the details of construction of different building elements.
3. Visualize the completed form of the building and the intricacies of construction based on the engineering drawings.

Module-1

Drawing Basics: Selection of scales for various drawings, thickness of lines, dimensioning, abbreviations and conventional representations as per IS: 962
Simple engineering drawings with CAD drawing tools : Lines, Circle,Arc, Polyline, Multiline, Polygon, Rectangle, Spline, Ellipse, Modify tools: Erase, Copy, Mirror, Offset, Array, Move, Rotate, Scale, Stretch, Lengthen, Trim, Extend, Break, Chamfer and Fillet, Using Text: Single line text, Multiline text, Spelling, Edit text, Special Features: View tools, Layers concept, Dimension tools, Hatching, Customising toolbars, Working with multiple drawings

12 Hours L1,L2

Module-2

Drawings Related to Different Building Elements:
Following drawings are to be prepared for the data given using CAD Software

a. Cross section of Foundation, masonry wall, RCC columns with isolated & combined footings.
b. Different types of bonds in brick masonry
c. Different types of staircases – Dog legged, Open well
d. Lintel and chajja
e. RCC slabs and beams
f. Cross section of a pavement
g. Septic Tank and sedimentation Tank
h. Layout plan of Rainwater recharging and harvesting system
i. Cross sectional details of a road for a Residential area with provision for all services
j. Steel truss (connections Bolted)

Note: Students should sketch to dimension the above in a sketch book before doing the computer drawing

12 Hours L2,L3,L4,L5,L6

Module-3

Building Drawings: Principles of planning, Planning regulations and building bye-laws, factors affecting site selection, Functional planning of residential and public buildings, design aspects for different public buildings. Recommendations of NBC.

Drawing of Plan, elevation and sectional elevation including electrical, plumbing and sanitary services *using CAD software* for:

1. Single and Double story residential building
2. Hostel building
3. Hospital building
4. School building
5. Submission drawing (sanction drawing) of two storied residential building with access to terrace including all details and statements as per the local bye-laws

Note:

- *Students should sketch to dimension the above in a sketch book before doing the computer drawing*
- *One compulsory field visit/exercise to be carried out.*
- *Single line diagrams to be given in the examination*

26 Hours L2,L3, L4, L5, L6

Course outcomes: After studying this course, students will be able to

1. Gain a broad understanding of planning and designing of buildings
2. Prepare, read and interpret the drawings in a professional set up.
3. Know the procedures of submission of drawings and Develop working and submission drawings for building
4. Plan and design a residential or public building as per the given requirements

Question paper pattern:

- There will be two full questions with sub divisions if necessary from Module 2 with each full question carrying ***thirty*** marks. Students have to answer one question.
- There will be two full questions from Module 3 with each full question carrying ***fifty*** marks. Students have to answer one question.
- The conduction of examination and question paper format of should be in lines of 1st year CAED drawing. It's a drawing paper but the exam will be conducted by batches in the computer labs. question papers should be given in batches

Text Books:

1. MG Shah, CM Kale, SY Patki, **"Building drawing with an integrated approach to Built Environment Drawing"** , Tata Mc Graw Hill Publishing co. Ltd., New Delhi
2. Gurucharan Singh, **"Building Construction",** Standard Publishers, & distributors, New Delhi.
3. Malik R S and Meo G S, **"Civil Engineering Drawing"** , Asian Publishers/Computech Publications Pvt Ltd.

Reference Books:

1. Time Saver Standard by Dodge F. W., F. W. Dodge Corp.,
2. IS: 962-1989 (Code of practice for architectural and building drawing)
3. **National Building Code**, BIS, New Delhi.

TITLE OF THE COURSE: AIR POLLUTION AND CONTROL
B.E., V Semester, Civil Engineering
[As per Choice Based Credit System (CBCS) scheme]

Course Code	**17CV551**	**CIE Marks**	**40**
Number of Lecture Hours/Week	**03**	**SEE Marks**	**60**
Total Number of Lecture Hours	**40 (8 Hours per Module)**	**Exam Hours**	**03**

Credits – 03

Course Objectives: This course will enable students to

1. Study the sources and effects of air pollution
2. Learn the meteorological factors influencing air pollution.
3. Analyze air pollutant dispersion models
4. Illustrate particular and gaseous pollution control methods.

Module-1

Introduction: Definition, Sources, classification and characterization of air pollutants. Effects of air pollution on health, vegetation & materials. Types of inversion, photochemical smog.

L1,L2

Module-2

Meteorology: Temperature lapse rate & stability, wind velocity & turbulence, plume behavior, measurement of meteorological variables, wind rose diagrams, Plume Rise, estimation of effective stack height and mixing depths. Development of air quality models-Gaussian dispersion model

L1,L2,L3

Module-3

Sampling: Sampling of particulate and gaseous pollutants (Stack, Ambient & indoor air pollution), Monitoring and analysis of air pollutants (PM2.5, PM10, SOX, NOX, CO, NH3)

L2,L3,L4

Module-4

Control Techniques: Particulate matter and gaseous pollutants- settling chambers, cyclone separators, scrubbers, filters & ESP.

L3,L4

Module-5

Air pollution due to automobiles, standards and control methods. Noise pollution causes, effects and control, noise standards. Environmental issues, global episodes, laws, acts, protocols

L3,L4,L5,L6

Course outcomes: After studying this course, students will be able to:

1. Identify the major sources of air pollution and understand their effects on health and environment.
2. Evaluate the dispersion of air pollutants in the atmosphere and to develop air quality models.
3. Ascertain and evaluate sampling techniques for atmospheric and stack pollutants.
4. Choose and design control techniques for particulate and gaseous emissions.

Text Books:

1. M. N. Rao and H V N Rao, “Air pollution”, Tata Mc-G raw Hill Publication.
2. H. C. Perkins, “Air pollution”. Tata McGraw Hill Publication
3. Mackenzie Davis and David Cornwell, “Introduction t o Environmental Engineering” McGraw-Hill Co.

Reference Books:

1. Noel De Nevers, “Air Pollution Control Engineering” , Waveland Pr Inc.
2. Anjaneyulu Y, “Text book of Air Pollution and Contr ol Technologies”, Allied Publishers

TITLE OF THE COURSE: RAILWAYS, HARBOUR, TUNNELING AND AIRPORTS
B.E., V Semester, Civil Engineering
[As per Choice Based Credit System (CBCS) scheme]

Course Code	**17 CV552**	**CIE Marks**	**40**
Number of Lecture Hours/Week	**03**	**SEE Marks**	**60**
Total Number of Lecture Hours	**40 (8 Hours per Module)**	**Exam Hours**	**03**

Credits – 03

Course Objectives: This course will enable students to

1. Understand the history and development, role of railways, railway planning and development based on essential criteria's.
2. Learn different types of structural components, engineering properties of the materials, to calculate the material quantities required for construction
3. Understand various aspects of geometric elements, points and crossings, significance of maintenance of tracks.
4. Design and plan airport layout, design facilities required for runway, taxiway and impart knowledge about visual aids
5. Apply design features of tunnels, harbours, dock and necessary navigational aids; also expose them to various methods of tunneling and tunnel accessories.

Module-1

Railway Planning: Significance of Road, Rail, Air and Water transports – Coordination of all modes to achieve sustainability – Elements of permanent way – Rails, Sleepers, Ballast, rail fixtures and fastenings, – Track Stress, coning of wheels, creep in rails, defects in rails – Route alignment surveys, conventional and modern methods- – Soil suitability analysis – Geometric design of railways, gradient, super elevation, widening of gauge on curves- Points and Crossings.

L1,L2

Module-2

Railway Construction and Maintenance: Earthwork – Stabilization of track on poor soil, Calculation of Materials required for track laying – Construction and maintenance of tracks – Modern methods of construct ion & maintenance – Railway stations and yards and passenger amenities- Urban rail – Infrastructure for Metro, Mono and underground railways.

L1,L2,L3

Module-3

Harbour and Tunnel Engineering: Definition of Basic Terms: Planning and Design of Harbours: Requirements, Classification, Location and Design Principles – Harbour Layout and Terminal Facilities , Coastal Structures, Inland Water Transport – Wave action on Coastal Structures and Coastal Protection Works.

Tunneling: Introduction, size and shape of the tunnel, tunneling methods in soils, tunnel lining, tunnel drainage and ventilation.

L2,L3,L4

Module-4

Airport Planning: Air transport characteristics, airport classification, air port planning: objectives, components, layout characteristics, and socio-economic characteristics of the catchment area, criteria for airport site selection and ICAO stipulations, typical airport layouts, Parking and circulation area.

L3,L4

Module-5

Airport Design: Runway Design: Orientation, Wind Rose Diagram, Runway length, Problems on basic and Actual Length, Geometric design of runways, Configuration and Pavement Design Principles, Elements of Taxiway Design, Airport Zones, Passenger Facilities and Services, Runway and Taxiway Markings and lighting.

L3,L4,L5,L6

Course outcomes: After studying this course, students will be able to:

1. Acquires capability of choosing alignment and also design geometric aspects of railway system, runway and taxiway.
2. Suggest and estimate the material quantity required for laying a railway track and also will be able to determine the hauling capacity of a locomotive.
3. Develop layout plan of airport, harbor, dock and will be able relate the gained knowledge to identify required type of visual and/or navigational aids for the same.
4. Apply the knowledge gained to conduct surveying, understand the tunneling activities.

Text Books:

1. Saxena Subhash C and Satyapal Arora, "A Course in Railway Engineering", Dhanpat Rai and Sons, Delhi.
2. Satish Chandra and Agarwal M.M, "Railway Engineering", 2nd Edition, Oxford University Press, New Delhi.
3. Khanna S K, Arora M G and Jain S S, "Airport Planni ng and Design", Nemchand and Brothers, Roorkee,
4. C Venkatramaiah, " Transportation Engineering", Volume II: Railways, Airports, Docks and Harbours, Bridges and Tunnels, Universities Press
5. Bindra S P, "A Course in Docks and Harbour Engineering", Dhanpat Rai and Sons, New Delhi

Reference Books:

1. Oza.H.P. and Oza.G.H., "A course in Docks & Harbour Engineering". Charotar Publishing Co.,
2. Mundrey J.S. "A course in Railway Track Engineering". Tata McGraw Hill
3. Srinivasan R. Harbour, "Dock and Tunnel Engineering ", 26th Edition 2013

TITLE OF THE COURSE: MASONRY STRUCTURES
B.E., V Semester, Civil Engineering
[As per Choice Based Credit System (CBCS) scheme]

Course Code	**17 CV553**	**CIE Marks**	**40**
Number of Lecture Hours/Week	**03**	**SEE Marks**	**60**
Total Number of Lecture Hours	**40 (8 Hours per Module)**	**Exam Hours**	**03**

Credits – 03

Course Objectives: This course will enable students to

1. Understand properties of masonry units, strength and factors affecting strength.
2. Understand design criteria of various types of wall subjected to different load system.
3. Impart the culture of following the codes for strength, serviceability and durability as an ethics.
4. Provide knowledge in analysis and design of masonry elements for the success in competitive examinations.

Module-1

Masonry Units, Materials, types and masonry construction: Bricks, Stone and Block masonry units- strength, modulus of elasticity and water absorption of masonry materials – classification and properties o f mortars. Defects and Errors in masonry construction – cracks in masonry, types, reason for cracking, methods of avoiding cracks.

Strength and Stability: Strength and stability of axially loaded masonry walls, effect of unit strength, mortar strength, joint thickness, rate of absorption, effect of curing, effect of ageing, workmanship. Compressive strength formulae based on elastic theory and empirical formulae.

L1,L2,L3

Module-2

Permissible stresses: Types of walls, permissible compressive stress, stress reduction and shape modification factors, increase in permissible stresses for eccentric vertical and lateral load, permissible tensile stress and shear stresses.

Design Considerations: Effective height of walls and columns, openings in walls, effective length, effective thickness, slenderness ratio, eccentricity, load dispersion, arching action in lintels. Problems on design considerations for solid walls, cavity walls, wall with pillars.

L1,L2,L3

Module-3

Load considerations and design of Masonry subjected to axial loads: Design criteria, design examples of walls under UDL, solid walls, cavity walls, solid wall supported at the ends by cross wall, walls with piers.

L1,L2,L3

Module-4

Design of walls subjected to concentrated axial loads: Solid walls, cavity walls, solid wall supported at the ends by cross wall, walls with piers, design of wall with openings.

Design of walls subjected to eccentric loads: Design criteria – stress distribution under eccentric loads – problems on eccentrically loaded solid walls, cavity walls, walls with piers.

L2,L3,L4,L5

Module-5

Design of Laterally and transversely loaded walls: Design criteria, design of solid wall under wind loading, design of shear wall – design of compound walls. Introduction to reinforced brick masonry, lintels and slabs.
In-filled frames: Types – modes of failures – design criteria of masonry retaining walls.

L2,L3,L4,L5

Course outcomes: After studying this course, students will be able to:

1. Explain engineering properties and uses of masonry units, defects and crack in masonry and its remedial measures.
2. Summarize various formulae's for finding compressive strength of masonry units.
3. Explain permissible stresses and design criteria as per IS: 1905 and SP-20.
4. Design different types of masonry walls for different load considerations.

Text Books:

1. Henry, A.W., "Structural Masonry", Macmillan Education Ltd., 1990.
2. Dayaratnam P, "Brick and Reinforced Brick Structures", Oxford & IBH, 1987.
3. M. L. Gambhir, "Building and Construction Materials", Mc Graw Hill education Pvt. Ltd.

Reference Books:

1. IS 1905–1987 "Code of practice for structural use o f un-reinforced masonry- (3rd revision) BIS, New Delhi.
2. SP 20 (S&T) – 1991, "Hand book on masonry design and construction (1st revision) BIS, New Delhi.

TITLE OF THE COURSE: THEORY OF ELASTICITY
B.E., V Semester, Civil Engineering
[As per Choice Based Credit System (CBCS) scheme]

Course Code	**17 CV554**	**CIE Marks**	**40**
Number of Lecture Hours/Week	**03**	**SEE Marks**	**60**
Total Number of Lecture Hours	**40 (8 Hours per Module)**	**Exam Hours**	**03**

Credits – 03

Course Objectives: This course will enable students to

1. This course advances students from the one-dimensional and linear problems conventionally treated in courses of strength of materials into more general, two and three-dimensional problems.
2. The student will be introduced to rectangular and polar coordinate systems to describe stress and strain of a continuous body.
3. Introduction to the stress – strain relationship, basic principles and mathematical expressions involved in continuum mechanics. also solution of problems in 2- dimensional linear elasticity

Module-1

Concepts of continuum, Stress at a point, Components of stress, Differential equations of equilibrium, Stress transformation, Principal stresses, Maximum shear stress, Stress invariants.
Strain at a point, Infinitesimal strain, Strain-displacement relations, Components of strain, Compatibility Equations, Strain transformation, Principal strains, Strain invariants, Measurement of surface strains, strain rosettes

L1,L2,L3

Module-2

Generalized Hooke's Law, Stress-strain relationships, Equilibrium equations in terms of displacements and Compatibility equations in terms of stresses, Plane stress and plane strain problems, St. Venant's principle, Principle of superposition, Uniqueness theorem, Airy's stress function, Stress polynomials (Two Dimensional cases only).

L1,L2,L3

Module-3

Generalized Hooke's Law, Stress-strain relationships, Equilibrium equations in terms of displacements and Compatibility equations in terms of stresses, Plane stress and plane strain problems, St. Venant's principle, Principle of superposition, Uniqueness theorem, Airy's stress function, Stress polynomials (Two Dimensional cases only). equations of equilibrium, compatibility equation, stress function.

L3,L4

Module-4

Axisymmetric stress distribution - Rotating discs, Lame's equation for thick cylinder, Effect of circular hole on stress distribution in plates subjected to tension, compression and shear, stress concentration factor.

L3,L4

Module-5

Torsion: Inverse and Semi-inverse methods, stress function, torsion of circular, elliptical, triangular sections

L3,L4

Course outcomes: After studying this course, students will be able to:

1. Ability to apply knowledge of mechanics and mathematics to model elastic bodies as continuum
2. Ability to formulate boundary value problems; and calculate stresses and strains
3. Ability to comprehend constitutive relations for elastic solids and compatibility constraints;
4. Ability to solve two-dimensional problems (plane stress and plane strain) using the concept of stress function.

Text Books:

1. S P Timoshenko and J N Goodier, "Theory of Elasticity", McGraw-Hill International Edition, 1970.
2. Sadhu Singh, "Theory of Elasticity", Khanna Publish ers, 2012
3. S Valliappan, "Continuum Mechanics - Fundamentals", Oxford & IBH Pub. Co. Ltd., 1981.
4. L S Srinath, "Advanced Mechanics of Solids", Tata - McGraw-Hill Pub., New Delhi, 2003

Reference Books:

1. C. T. Wang, "Applied Elasticity", Mc-Graw Hill Book Company, New York, 1953
2. G. W. Housner and T. Vreeland, Jr., "The Analysis o f Stress and Deformation", California Institute of Tech., CA, 2012. [Download as per user policy from http://resolver.caltech.edu/CaltechBOOK:1965.001]
3. A. C. Ugural and Saul K. Fenster, "Advanced Strength and Applied Elasticity", Prentice Hall, 2003.
4. Abdel-Rahman Ragab and Salah Eldinin Bayoumi, "Engineering Solid Mechanics: Fundamentals and Applications", CRC Press,1998

TITLE OF THE COURSE: TAFFIC ENGINEERING
B.E., V Semester, Civil Engineering
[As per Choice Based Credit System (CBCS) scheme]

Course Code	**17 CV561**	**CIE Marks**	**40**
Number of Lecture Hours/Week	**03**	**SEE Marks**	**60**
Total Number of Lecture Hours	**40 (8 Hours per Module)**	**Exam Hours**	**03**

Credits – 03

Course Objectives: This course will enable students to

1. Understand fundamental knowledge of traffic engineering, scope and its importance.
2. Describe basic techniques for collecting and analysing traffic data, diagnosing problems, designing appropriate remedial treatment, and assessing its effectiveness.
3. Apply probabilistic and queuing theory techniques for the analysis of traffic flow situations and emphasis the interaction of flow efficiency and traffic safety.
4. Understand and analyse traffic issues including safety, planning, design, operation and control.
5. Apply intelligent transport system and its applications in the present traffic scenario.

Module-1

Traffic Planning and Characteristics: Road Characteristics-Road user characteristics, PIEV theory, Vehicle Performance characteristics, Fundamentals of Traffic Flow, Urban Traffic problems in India, Integrated planning of town, country, regional and all urban infrastructures, Sustainable approach- land use & transport and modal integration.

L1,L2,L3

Module-2

Traffic Surveys: Traffic Surveys- Speed, journey time and delay surveys, Vehicles Volume Survey including non-motorized transports, Methods and interpretation, Origin Destination Survey, Methods and presentation, Parking Survey, Accident analyses-Methods, interpretation and presentation, Statistical applications in traffic studies and traffic forecasting, Level of service- Concept, applications and significance.

L1,L2,L3,L4,L5

Module-3

Traffic Design and Visual Aids: Intersection Design- channelization, Rotary intersection design, Signal design, Coordination of signals, Grade separation, Traffic signs including VMS and road markings, Significant roles of traffic control personnel, Networking pedestrian facilities & cycle tracks

L1,L2,L3,L4

Module-4

Traffic Safety and Environment: Road accidents, Causes, effect, prevention, and cost, Street lighting, Traffic and environment hazards, Air and Noise Pollution, causes, abatement measures, Promotion and integration of public transportation, Promotion of non-motorized transport.

L1,L2,L3

Module-5

Traffic Management: Area Traffic Management System, Traffic System Management (TSM) with IRC standards, Traffic Regulatory Measures, Travel Demand Management (TDM), Direct and indirect methods, Congestion and parking pricing, All segregation methods- Coordination among different agencies, Intelligent Transport System for traffic management, enforcement and education.

L1,L2,L3,L4

Course outcomes: After studying this course, students will be able to:

1. Understand the human factors and vehicular factors in traffic engineering design.
2. Conduct different types of traffic surveys and analysis of collected data using statistical concepts.
3. Use an appropriate traffic flow theory and to comprehend the capacity & signalized intersection analysis.
4. Understand the basic knowledge of Intelligent Transportation System.

Text Books:

1. Kadiyali.L.R. "Traffic Engineering and Transport Planning ", Khanna Publishers, Delhi, 2013
2. S K Khanna and CEG Justo and A Veeraragavan, "Highway Engineering", Nem Chand and Bros.
3. Indian Roads Congress (IRC) Specifications: Guidelines and Special Publications on Traffic Planning and Management
4. Salter. R.I and Hounsell N.B, "Highway Traffic Analysis and design", Macmillan Press Ltd.1996.

Reference Books:

1. Fred L. Mannering, Scott S. Washburn and Walter P. Kilareski, Principles of Highway Engineering and Traffic Analysis, Wiley India Pvt. Ltd., New Delhi, 2011
2. Garber and Hoel, "Principles of Traffic and Highway Engineering", CENGAGE Learning, New Delhi, 2010
3. SP:43-1994, IRC Specification, "Guidelines on Low-cost Traffic Management Techniques" for Urban Areas, 1994
4. John E Tyworth, "Traffic Management Planning, Operations and control", Addison Wesly Publishing Company, 1996
5. Hobbs.F.D. "Traffic Planning and Engineering", University of Brimingham, Peragamon Press Ltd, 2005

TITLE OF THE COURSE: SUSTAINABILITY CONCEPTS IN ENGINEERING
B.E., V Semester, Civil Engineering
[As per Choice Based Credit System (CBCS) scheme]

Course Code	**17 CV562**	**CIE Marks**	**40**
Number of Lecture Hours/Week	**03**	**SEE Marks**	**60**
Total Number of Lecture Hours	**40 (8 Hours per Module)**	**Exam Hours**	**03**

Credits – 03

Course Objectives: This course will enable students to

1. Learn about the principles, indicators and general concept of sustainability.
2. Apprehend the local, regional and global impacts of unsustainable designs, products and processes.
3. Student shall be able to apply the sustainability concepts in engineering
4. Know built environment frameworks and their use
5. Understand how building and design is judged and valued by clients and stakeholders and how to implement sustainability.

Module-1

Introduction: Sustainability - Introduction, Need and concept of sustainability, Social-environmental and economic sustainability concepts. Sustainable development, Nexus between Technology and Sustainable development, Challenges for Sustainable Development. Multilateral environmental agreements and Protocols - Clean Development Mechanism (CDM), Environmental legislations in India - Water Act, Air Act

L1,L2,L3

Module-2

Global Environmental Issue: Resource degradation, Climate change, Regional and Local Environmental Issues. Carbon credits and carbon trading, carbon foot print Carbon sequestration – Carbon capture and storage (CCS). Environmental management standards, ISO 14000 series, Life Cycle Analysis (LCA) - Scope and Goal, Bio-mimicking

L1,L2,L3

Module-3

Sustainable Design: Basic concepts of sustainable habitat, Green buildings, green materials for building construction, material selection for sustainable design, green building certification- GRIHA & IGBC Certification for buildings, Energy efficient building design- Passive solar design technique, Thermal storage, Cooling strategies, high performance insulation. Sustainable cities, Sustainable transport.

L1,L2,L3,L4

Module-4

Clean Technology and Energy: Energy sources: Basic concepts-Conventional and non-conventional, solar energy, Fuel cells, Wind energy, Small hydro plants, bio-fuels, Energy derived from oceans, Geothermal energy. Rainwater harvesting.

L1,L2,L3

Module-5

Green Engineering: Green Engineering concepts, Sustainable Urbanization, industrialization and poverty reduction; Social and technological change, Industrial Processes: Material selection, Pollution Prevention, Industrial Ecology, Industrial symbiosis

L1,L2,L3

Course outcomes: After studying this course, students will be able to:

1. Learn the sustainability concepts; understand the role and responsibility of engineers in sustainable development.
2. Quantify sustainability, and resource availability, Rationalize the sustainability based on scientific merits.
3. Understand and apply sustainability concepts in construction practices, designs, product developments and processes across various engineering disciplines.
5. Make a decision in applying green engineering concepts and become a lifelong advocate of sustainability in society.

Text Books:

1. Allen, D. T. and Shonnard, D. R., Sustainability Engineering: Concepts, Design and Case Studies, Prentice Hall.
2. Bradley. A.S; Adebayo,A.O., Maria, P. Engineering applications in sustainable design and development, Cengage learning

Reference Books:

1. Mackenthun, K.M., Basic Concepts in Environmental Management, Lewis Publication
2. ECBC Code 2007, Bureau of Energy Efficiency, New Delhi Bureau of Energy Efficiency Publications-Rating System, TERI Publications - GRIHA Rating System
3. Ni bin Chang, Systems Analysis for Sustainable Engineering: Theory and Applications, McGraw-Hill Professional.
4. Twidell, J. W. and Weir, A. D., Renewable Energy Resources, English Language Book Society (ELBS).
5. Malcolm Dowden, Climate Change and Sustainable Development: Law, Policy and Practice
6. Daniel A. Vallero and Chris Brasier, " Sustainable Design: The Science of Sustainability and Green Engineering", Wiley-Blackwell
7. Sustainable Engineering Practice: An Introduction, Committee on Sustainability, American Society of Civil Engineers

TITLE OF THE COURSE: REMOTE SENSING AND GIS
B.E., V Semester, Civil Engineering
[As per Choice Based Credit System (CBCS) scheme]

Course Code	**17CV563**	**CIE Marks**	**40**
Number of Lecture Hours/Week	**03**	**SEE Marks**	**60**
Total Number of Lecture Hours	**40 (8 Hours per Module)**	**Exam Hours**	**03**

Credits – 03

Course Objectives: This course will enable students to

1. Understand the basic concepts of remote sensing.
2. Analyze satellite imagery and extract the required units.
3. Extract the GIS data and prepare the thematic maps.
4. Use the thematic maps for various applications.

Module-1

Remote Sensing: Basic concept of Remote sensing, Data and Information, Remote sensing data collection, Remote sensing advantages & Limitations, Remote Sensing process. Electromagnetic Spectrum, Energy interactions with atmosphere and with earth surface features (soil, water, and vegetation), Resolution, image registration and Image and False color composite, elements of visual interpretation techniques.

L1,L2,L3

Module-2

Remote Sensing Platforms and Sensors: Indian Satellites and Sensors characteristics, Remote Sensing Platforms, Sensors and Properties of Digital Data, Data Formats: Introduction, platforms- IRS, Landsat, SPOT, Cartosat, Ikonos, Envisat etc. sensors, sensor resolutions (spatial, spectral, radiometric and temporal). Basics of digital image processing- introduction to digital data, systematic errors(Scan Skew, Mirror-Scan Velocity, Panoramic Distortion, Platform Velocity , Earth Rotation) and non-systematic [random] errors(Altitude, Attitude), Image enhancements(Gray Level Thresholding, level slicing, contrast stretching),image filtering.

L2,L3,L4

Module-3

Geographic Information System: Introduction to GIS; components of a GIS; Geographically Referenced Data, Spatial Data- Attribute data-Joining Spatial and attribute data, GIS Operations: Spatial Data Input – Attribute data Management, Geographic coordinate System, Datum; Map Projections: Types of Map Projections, Projected coordinate Systems. UTM Zones.

L2,L3,L4

Module-4

Data Models: Vector data model: Representation of simple features – Topology and its importance; coverage and its data structure, Shape file; Relational Database, Raster Data Model: Elements of the Raster data model, Types of Raster Data, Raster Data Structure, Data conversion.

L3,L4,L5

Module-5

Integrated Applications of Remote sensing and GIS: Applications in land use land cover analysis, change detection, water resources, urban planning, environmental planning, Natural resource management and Traffic management. Location Based

Services And Its Applications.

L3,L4,L5,L6

Course outcomes: After studying this course, students will be able to:

1. Collect data and delineate various elements from the satellite imagery using their spectral signature.
2. Analyze different features of ground information to create raster or vector data.
3. Perform digital classification and create different thematic maps for solving specific problems
4. Make decision based on the GIS analysis on thematic maps.

Text Books:

1. Narayan Panigrahi, "Geographical Information Science", and ISBN 10: 8173716285 / ISBN 13: 9788173716287, University Press 2008.
2. Basudeb Bhatta, "Remote sensing and GIS" , ISBN:9780198072393, Oxford University Press 2011
3. Kang – Tsurg Chang, "Introduction to Geographic Information System". Tata McGraw Hill Education Private Limited 2015.

   Lillesand, Kiefer, Chipman, "Remote Sensing and Image Interpretation", Wiley 2011.

Reference Books:

1. Chor Pang Lo and Albert K.W Yeung, "Concepts & Techniques of GIS", PHI, 2006
2. John R. Jensen, "Remote sensing of the environment", An earth resources perspective – 2nd edition – by Pearson Education 2007.
3. Anji Reddy M., "Remote sensing and Geograperhical information system", B.S. Publications 2008.
4. Peter A. Burrough, Rachael A. McDonnell, and Christopher D. Lloyd, "Principals of Geo physical Information system", Oxford Publications 2004.
5. S Kumar, "Basics of remote sensing & GIS", Laxmi publications 2005.

TITLE OF THE COURSE: OCCUPATIONAL HEALTH AND SAFETY
B.E., V Semester, Civil Engineering
[As per Choice Based Credit System (CBCS) scheme]

Course Code	**17CV564**	**CIE Marks**	**40**
Number of Lecture Hours/Week	**03**	**SEE Marks**	**60**
Total Number of Lecture Hours	**40 (8 Hours per Module)**	**Exam Hours**	**03**

Credits – 03

Course Objectives: This course will enable students to

1. Gain an historical, economic, and organizational perspective of occupational safety and health;
2. Investigate current occupational safety and health problems and solutions.
3. Identify the forces that influence occupational safety and health.
4. Demonstrate the knowledge and skills needed to identify workplace problems and safe work practice

Module-1

Occupational Hazard and Control Principles: Safety, History and development, National Safety Policy. Occupational safety and Health Act (OSHA), Occupational Health and Safety administration - Laws governing OSHA and right to know. Accident – causation, investigation, investigation plan, Methods of acquiring accident facts, Supervisory role in accident investigation

L1,L2,L3

Module-2

Ergonomics at Work Place: Ergonomics Task analysis, Preventing Ergonomic Hazards, Work space Envelops, Visual Ergonomics, Ergonomic Standards, Ergonomic Programs. Hazard cognition and Analysis, Human Error Analysis – Fault Tree Analysis – Emergency Response - Decision for action – purpose and considerations

L2,L3,L4,L5

Module-3

Fire Prevention and Protection: Fire Triangle, Fire Development and its severity, Effect of Enclosures, early detection of Fire, Classification of fire and Fire Extinguishers.
Electrical Safety, Product Safety: Technical Requirements of Product safety.

L2,L3,L4,L5

Module-4

Health Considerations at Work Place: types of diseases and their spread, Health Emergency. Personal Protective Equipment (PPE) – types and
advantages, effects of exposure and treatment for engineering industries, municipal solid waste. Environment management plans (EMP) for safety and sustainability

L2,L3,L4,L5

Module-5

Occupational Health and Safety Considerations: Water and wastewater treatment plants, Handling of chemical and safety measures in water and wastewater treatment plants and labs, Construction material manufacturing industries like cement plants, RMC Plants, precast plants and construction sites. Policies, roles and responsibilities of workers, managers and supervisors

L3,L4,L5,L6

Course outcomes: After studying this course, students will be able to:

1. Identify hazards in the workplace that pose a danger or threat to their safety or health, or that of others.
2. Control unsafe or unhealthy hazards and propose methods to eliminate the hazard.
3. Present a coherent analysis of a potential safety or health hazard both verbally and in writing, citing the occupational Health and Safety Regulations as well as supported legislation.
4. Discuss the role of health and safety in the workplace pertaining to the responsibilities of workers, managers, supervisors.
5. Identify the decisions required to maintain protection of the environment, workplace as well as personal health and safety.

Text Books:

1. Goetsch D.L., (1999), "Occupational Safety and Health for Technologists, Engineers and Managers", Prentice Hall.
2. Heinrich H.W., (2007), "Industrial Accident Prevent ion - A Scientific Approach", McGraw-Hill Book Company National Safety Council and Associate (Data) Publishers Pvt. Ltd., (1991),
3. "Industrial Safety and Pollution Control Handbook

Reference Books:

1. Colling D.A., (1990), "Industrial Safety Management and Technology", Prentice Hall, New Delhi.
2. Della D.E., and Giustina, (1996), "Safety and Environmental Management", Van Nostrand Reinhold International Thomson Publishing Inc.

TITLE OF THE COURSE: GEOTECHNICAL ENGINEERING LAB

B.E., V Semester, Civil Engineering
[As per Choice Based Credit System (CBCS) scheme]

Course Code	**17CVL57**	**CIE Marks**	**40**
Number of Lecture Hours/Week	**03=(1 Hour Instruction + 2 Hours Laboratory)**	**SEE Marks**	**60**
Total Number of Hours	**40**	**Exam Hours**	**03**

RBT LEVEL L1,L2

Credits – 02

Course Objectives: This course will enable students to;

1. To carry out laboratory tests and to identify soil as per IS codal procedures
2. To perform laboratory tests to determine index properties of soil
3. To perform tests to determine shear strength and consolidation characteristics of soils

Modules

1. Visual soil classification. Water content determination by oven drying method and infrared moisture method. Specific gravity test (pycnometer and density bottle method).
2. Grain size analysis
   i. Sieve analysis
   ii. Hydrometer analysis
3. In-situ density tests
   i. Core-cutter method
   ii. Sand replacement method
4. Consistency limits
   i. Liquid limit test (by Casagrande's and cone penetration method)
   ii. Plastic limit test
   iii. Shrinkage limit test
5. Standard compaction test (light and heavy compaction)
6. Co-efficient of permeability test
   i. Constant head test
   ii. Variable head test
7. Shear strength tests
   i. Unconfined compression test
   ii. Direct shear test
   iii. Triaxial test (undrained unconsolidated)
8. Consolidation test : Determination of compression index and co- efficient of consolidation
9. Laboratory vane shear test
10. Demonstration of Swell pressure test, Standard penetration test and boring equipment

Course outcomes: Students will be able to conduct appropriate laboratory/field experiments and interpret the results to determine

1. Physical and index properties of the soil
2. Classify based on index properties and field identification
3. To determine OMC and MDD, plan and assess field compaction program
4. Shear strength and consolidation parameters to assess strength and deformation characteristics
5. In-situ shear strength characteristics (SPT- Demonstration)

Question paper pattern:

- All experiments are to be included in the examination except demonstration exercises.
- Candidate to perform experiment assigned to him
- Marks are to be allotted as per the split up of marks shown on the cover page of answer script

Reference Books:

1. Punmia B C, Soil Mechanics and Foundation Engineering- (2017), 16th Edition, Laxmi Publications co., New Delhi.
2. Lambe T.W., "Soil Testing for Engineers", Wiley Eastern Ltd., New Delhi.
3. Head K.H., "Manual of Soil Laboratory Testing" Vol. I, II, III, Princeton Press
4. Bowles J.E., "Engineering Properties of Soil and Their Measurements",- McGraw Hill Book Co. New York.
5. Relevant BIS Codes of Practice: 2720(Part-3/Sec. 1) – 1987; IS 2720 (Part – 2)- 1973; IS 2720 (Part – 4) – 1985; IS 2720 (Part – 5) – 1985; IS 2720 (Part – 6) – 1972; IS 2720 (Part – 7) – 1980; IS 2720 (Part – 8) – 1983; IS 2720 (Part – 17) – 1986; IS 2720 (Part - 1 0) – 1973; IS 2720 (Part – 13) – 1986; IS2720 (Part 11) – 1971; IS2720 (Part 15) – 1986; IS 2720 (Part 30) – 1987; IS 2720 (Part 14) – 1977; IS 2720 (Part – 14) – 1983; IS 2720 (Part – 28) – 1974; IS 2720 (Part – 29) – 1 966, IS 2720 (Part-60) 1965.

TITLE OF THE COURSE: CONCRETE AND HIGHWAY MATERIALS LABORATORY
B.E., V Semester, Civil Engineering
[As per Choice Based Credit System (CBCS) scheme]

Course Code	**17CVL58**	**CIE Marks**	**40**
Number of Lecture Hours/Week	**03=(1 Hour Instruction + 2 Hours Laboratory)**	**SEE Marks**	**60**
Total Number of Hours	**40**	**Exam Hours**	**03**
RBT Levels	**L1, L2, L3,**		

Credits – 02

Course objectives: This course will enable students

1. To learn the principles and procedures of testing Concrete and Highway materials and to get hands on experience by conducting the tests and evolving inferences.

Modules

Part A: Concrete Lab

1. Tests on Cement:
   a. Normal Consistency
   b. setting time
   c. compressive strength
   d. fineness by air permeability test
   e. specific gravity

2. Tests on Concrete:
   a. Design of concrete mix as per IS-10262
   b. Tests on fresh concrete:
      i. slump,
      ii. compaction factor and
      iii. Vee Bee test
   c. Tests on hardened concrete:
      i. compressive strength test,
      ii. split tensile strength test,
      iii. flexural strength test
   d. NDT tests by rebound hammer and pulse velocity test.

3. Tests on Self Compacting Concrete:
   a. Design of self compacting concrete,
   b. slump flow test,
   c. V-funnel test,
   d. J-Ring test,
   e. U Box test and
   f. L Box test

Part B: High way materials Lab

1. Tests on Aggregates
   a. Aggregate Crushing value
   b. Los Angeles abrasion test
   c. Aggregate impact test
   d. Aggregate shape tests (combined index and angularity number)

2. Tests on Bituminous Materials
   a. Penetration test
   b. Ductility test
   c. Softening point test
   d. Specific gravity test
   e. Viscosity test by tar viscometer
   f. Bituminous Mix Design by Marshall Method (Demonstration only)

3. Tests on Soil
    a. Wet sieve analysis
    b. CBR test

Course outcomes: During this course, students will develop expertise in;

1. 1. Conduct appropriate laboratory experiments and interpret the results
2. Determine the quality and suitability of cement
3. Design appropriate concrete mix
4. Determine strength and quality of concrete
5. Test the road aggregates and bitumen for their suitability as road material.
6. Test the soil for its suitability as sub grade soil for pavements.

Question paper pattern:

- All are individual experiments
- Instructions as printed on the cover page of answer script for split up of marks to be strictly followed.
- All exercises are to be included for practical examination.

Reference Books:

1. 1. M.L.Gambir, "Concrete Manual", Danpat Rai and sons, New Delhi
2. Shetty M.S, "Concrete Technology", S. Chand & Co. Ltd, New Delhi.
3. Mehta P.K, "Properties of Concrete", Tata McGraw Hill Publications, New Delhi.
4. Neville AM, "Properties of Concrete", ELBS Publications, London.
5. Relevant BIS codes.
6. S K Khanna, C E G Justo and A Veeraragavan, "Highway Materials Testing Laboratory Manual ", Nem Chand Bros, Roorkee
7. L R Kadiyali, "Highway Engineering ", Khanna Publishers, New Delhi

VISVESVARAYA TECHNOLOGICAL UNIVERSITY, BELGAUM
CHOICE BASED CREDIT SYSTEM (CBCS)
CIVIL ENGINEERING BOARD
BE-CBCS SYLLABUS 2017-18 Scheme

6th Semester

Course Title: CONSTRUCTION MANAGEMENT AND ENTREPRENEURSHIP
As per Choice Based Credit System (CBCS) scheme]
SEMESTER:VI

Subject Code	**17CV61**	**IA Marks**	**40**
Number of Lecture Hours/Week	**04**	**Exam Marks**	**60**
Total Number of Lecture Hours	**50**	**Exam Hours**	**03**
CREDITS –04		**Total Marks - 100**	

Course Objectives: This course will enable students to

1. Understand the concept of planning, scheduling, cost and quality control, safety during construction, organization and use of project information necessary for construction project.
2. Inculcate Human values to grow as responsible human beings with proper personality.
3. Keep up ethical conduct and discharge professional duties.

Module -1

Management: Characteristics of management, functions of management, importance and purpose of planning process, types of plans

Construction Project Formulation: Introduction to construction management, project organization, management functions, management styles

Construction Planning and Scheduling: Introduction, types of project plans, work breakdown structure, Grant Chart, preparation of network diagram- event and activity based and its critical path-critical path method, concept of activity on arrow and activity on node.

L1,L2,L3

Module -2

Resource Management: Basic concepts of resource management, class of labour, Wages & statutory requirement, Labour Production rate or Productivity, Factors affecting labour output or productivity.

Construction Equipments: classification of construction equipment, estimation of productivity for: excavator, dozer, compactors, graders and dumpers. Estimation of ownership cost, operational and maintenance cost of construction equipments. Selection of construction equipment and basic concept on equipment maintenance

Materials: material management functions, inventory management.

L1,L2,L3

Module -3

Construction Quality , safety and Human Values:

Construction quality process, inspection, quality control and quality assurance, cost of quality, ISO standards. Introduction to concept of Total Quality Management

HSE: Introduction to concepts of HSE as applicable to Construction. Importance of safety in construction , Safety measures to be taken during Excavation , Explosives , drilling and blasting , hot bituminous works , scaffolds / platforms / ladder , form work and equipment operation. Storage of materials. Safety through legislation, safety campaign. Insurances.

Ethics : Morals, values and ethics, integrity, trustworthiness , work ethics, need of engineering ethics, Professional Duties, Professional and Individual Rights, Confidential and Proprietary Information, Conflict of Interest Confidentiality, Gifts and Bribes, Price Fixing, Whistle Blowing.

L1,L2,L3

Module -4

Introduction to engineering economy :

Principles of engineering economics, concept on Micro and macro analysis, problem solving and decision making.

Interest and time value of money: concept of simple and compound interest, interest formula for: single payment, equal payment and uniform gradient series. Nominal and effective interest rates, deferred annuities, capitalized cost.

Comparison of alternatives : Present worth, annual equivalent , capitalized and rate of return methods , Minimum Cost analysis and break even analysis

L1,L2,L3

Module -5

Entrepreneurship: Evolution of the concept, functions of an entrepreneur, concepts of entrepreneurship, stages in entrepreneurial process, different sources of finance for entrepreneur, central and state level financial institutions.

Micro, Small & Medium Enterprises (MSME): definition, characteristics, objectives, scope, role of MSME in economic development, advantages of MSME, Introduction to different schemes: TECKSOK, KIADB, KSSIDC, DIC, Single Window Agency: SISI, NSIC, SIDBI, KSFC

Business Planning Process: Business planning process, marketing plan, financial plan, project report and feasibility study, guidelines for preparation of model project report for starting a new venture. Introduction to international entrepreneurship opportunities , entry into international business , exporting , direct foreign investment , venture capital

L1,L2,L3

Course Outcomes: After studying this course, students will be able to:

1. Understand the construction management process.
2. Understand and solve variety of issues that are encountered by every professional in discharging professional duties.
3. Fulfill the professional obligations effectively with global outlook

Program Objectives:

- Engineering knowledge
- Problem analysis
- Interpretation of data

Text Books:

1. P C Tripathi and P N Reddy, “Principles of Management”, Tata McGraw-Hill Education
2. Chitkara, K.K, “Construction Project Management: Planning Scheduling and Control”, Tata McGraw-Hill Publishing Company, New Delhi.
3. Poornima M. Charantimath , “Entrepreneurship Development and Small Business Enterprise”, Dorling Kindersley (India) Pvt. Ltd., Licensees of Pearson Education
4. Dr. U.K. Shrivastava “Construction Planning and Management”, Galgotia publications Pvt. Ltd. New Delhi.
5. Bureau of Indian standards – IS 7272 (Part-1)- 1974 : Recommendations for labour output constant for building works :

Reference Books:

1. Robert L Peurifoy, Clifford J. Schexnayder, Aviad Shapira, Robert Schmitt, “Construction Planning, Equipment, and Methods (Civil Engineering), McGraw-Hill Education
2. Harold Koontz, Heinz Weihrich, “Essentials of Management: An International, Innovation, and Leadership perspective”, T.M.H. Edition, New Delhi
3. Frank Harris, Ronald McCaffer with Francis Edum-Fotwe, “ Modern Construction Management”, Wiley-Blackwell
4. Mike Martin, Roland Schinzinger, “Ethics in Engineering”, McGraw-Hill Education
5. Chris Hendrickson and Tung Au, “Project Management for Construction - Fundamentals Concepts for Owners, Engineers, Architects and Builders”, Prentice Hall, Pitsburgh
6. James L.Riggs , David D. Bedworth , Sabah U. Randhawa “ Engineerng Economics” 4 ed tata Mc Graw hill.
7. S.C Sharma –“Construction Equipments and its management” – Khanna publishers

Course Title: DESIGN OF STEEL STRUCTURAL ELEMENTS
As per Choice Based Credit System (CBCS) scheme]
SEMESTER:VI

Subject Code	**17CV62**	**IA Marks**	**40**
Number of Lecture Hours/Week	**04**	**Exam Marks**	**60**
Total Number of Lecture Hours	**50**	**Exam Hours**	**03**
CREDITS –04		**Total Marks- 100**	

Course Objectives: This course will enable students to

1. Understand advantages and disadvantages of steel structures, steel code provisions, and plastic behaviour of structural steel.
2. Learn Bolted connections and Welded connections.
3. Design of compression members, built-up columns and columns splices.
4. Design of tension members, simple slab base and gusseted base.
5. Design of laterally supported and un-supported steel beams.

Module -1

Introduction: Advantages and Disadvantages of Steel Structures, Limit state method Limit State of Strength, Structural Stability, Serviceability Limit states, Failure Criteria of steel, Design Consideration, Loading and load combinations, IS code provisions, Specification and Section classification.

Plastic Behaviour of Structural Steel: Introduction, Plastic theory, Plastic Hinge Concept, Plastic collapse load, load factor, Shape factor, Theorem of plastic collapse, Methods of Plastic analysis, Plastic analysis of Continuous Beams.

L1,L2,L3

Module -2

Bolted Connections: Introduction, Types of Bolts, Behaviour of bolted joints, Design of High Strength friction Grip(HSFG) bolts, Design of Simple bolted Connections (Lap and Butt joints)

Welded Connections: Introduction, Types and properties of welds, Effective areas of welds, Weld Defects, Simple welded joints for truss member,

Advantages and Disadvantages of Bolted and Welded Connections.

L1,L2,L3

Module -3

Design of Compression Members: Introduction, Failure modes, Behaviour of compression members, Sections used for compression members, Effective length of compression members, Design of compression members and built up Compression members, Design of Laced and Battened Systems.

L1,L2,L3

Module -4

Design of Tension Members: Introduction, Types of Tension members, Slenderness ratio, Modes of Failure, Factors affecting the strength of tension members, Design of Tension members and Lug angles, Splices, Gussets.

Design of Column Bases: Design of Simple Slab Base and Gusseted Base.

L1,L2,L3

Module -5

Design of Beams: Introduction, Beam types, Lateral Stability of beams, factors affecting lateral stability, Behaviour of Beams in Bending, Design strength of laterally supported beams in Bending, Design of Laterally unsupported Beams [No Numerical Problems], Shear Strength of Steel Beams.

Beam to Beam Connections, Beam to Column Connection and Column Splices [No Numerical Problems]

L1,L2,L3

Course Outcomes: After studying this course, students will be able to:

1. Possess a knowledge of Steel Structures Advantages and Disadvantages of Steel structures, steel code provisions and plastic behaviour of structural steel
2. Understand the Concept of Bolted and Welded connections.

3. Understand the Concept of Design of compression members, built-up columns and columns splices.
4. Understand the Concept of Design of tension members, simple slab base and gusseted base.
5. Understand the Concept of Design of laterally supported and un-supported steel beams.

Program Objectives:

- Engineering knowledge
- Problem analysis
- Interpretation of data

Question Paper Pattern:

- The question paper will have 5 modules comprising of ten questions. Each full question carrying 16 marks
- There will be two full questions (with a maximum of three subdivisions, if necessary) from each module.
- Each full question shall cover the topics as a module
- The students shall answer five full questions, selecting one full question from each module. If more than one question is answered in modules, best answer will be considered for the award of marks limiting one full question answer in each module.

Text Books:

1. N Subramanian., "Design of Steel Structures" (2016), Oxford University Press, New Delhi.
2. Duggal S K., "Limit State Method of Design of Steel Structures", Tata McGraw Hill, New Delhi

Reference Books:

1. Dayarathnam P, "Design of Steel Structures", S Chand and Company Ltd., New Delhi.
2. Kazim S M A and Jindal R S, "Design of Steel Structures", Prentice Hall of India, New Delhi.
3. IS 800-2007: General Construction in Steel Code Practice (Third revision), Bureau of Indian Standards, New Delhi.

Course Title: HIGHWAY ENGINEERING
As per Choice Based Credit System (CBCS) scheme
SEMESTER:VI

Subject Code	**17CV63**	**IA Marks**	**40**
Number of Lecture Hours/Week	**04**	**Exam Marks**	**60**
Total Number of Lecture Hours	**50**	**Exam Hours**	**03**
CREDITS –04		**Total Marks- 100**	

Course objectives: This course will enable students to;

1. Gain knowledge of different modes of transportation systems, history, development of highways and the organizations associated with research and development of the same in INDIA.
2. Understand Highway planning and development considering the essential criteria's (engineering and financial aspects, regulations and policies, socio economic impact).
3. Get insight to different aspects of geometric elements and train them to design geometric elements of a highway network.
4. Understand pavement and its components, pavement construction activities and its requirements.
5. Gain the skills of evaluating the highway economics by B/C, NPV, IRR methods and also introduce the students to highway financing concepts.

Module -1

Principles of Transportation Engineering: Importance of transportation, Different modes of transportation and comparison, Characteristics of road transport Jayakar committee recommendations, and implementation – Central Road Fund, Indian Roads Congress, Central Road Research Institute

Highway Development and Planning: Road types and classification, road patterns, planning surveys, master plan – saturation system of road planning, phasing road development in India, problems on best alignment among alternate proposals Salient Features of 3rd and 4thtwenty year road development plans and Policies, Present scenario of road development in India (NHDP & PMGSY) and in Karnataka (KSHIP & KRDCL) Road development plan - vision 2021.

L1,L2

Module -2

Highway Alignment and Surveys: Ideal Alignment, Factors affecting the alignment, Engineering surveys-Map study, Reconnaissance, Preliminary and Final location & detailed survey, Reports and drawings for new and re-aligned projects

Highway Geometric Design: Cross sectional elements–width, surface, camber, Sight distances–SSD, OSD, ISD, HSD, Design of horizontal and vertical alignment–curves, super-elevation, widening, gradients, summit and valley curves

L2,L3,L4

Module -3

Pavement Materials: Subgrade soil - desirable properties-HRB soil classification-determination of CBR and modulus of subgrade reaction with Problems Aggregates-Desirable properties and tests, Bituminous materials-Explanation on Tar, bitumen, cutback and emulsion-tests on bituminous material

Pavement Design: Pavement types, component parts of flexible and rigid pavements and their functions, ESWL and its determination (Graphical method only)-Examples

L3,L4,L5

Module -4

Pavement Construction: Design of soil aggregate mixes by Rothfuch's method.

Uses and properties of bituminous mixes and cement concrete in pavement construction.

Earthwork; cutting and Filling, Preparation of subgrade, Specification and construction of i) Granular Sub base, ii) WBM Base, iii) WMM base, iv) Bituminous Macadam, v) Dense Bituminous Macadam vi) Bituminous Concrete, vii) Dry Lean Concrete sub base and PQC viii) concrete roads

L2,L3,L4

Module -5

Highway Drainage: Significance and requirements, Surface drainage system and design-Examples, sub surface drainage system, design of filter materials, Types of cross drainage structures, their choice and location

Highway Economics: Highway user benefits, VOC using charts only-Examples, Economic analysis - annual cost method-Benefit Cost Ratio method-NPV-IRR methods-Examples, Highway financing-BOT-BOOT concepts

L1,L2,L3

Course outcomes: After studying this course, students will be able to:

1. Acquire the capability of proposing a new alignment or re-alignment of existing roads, conduct necessary field investigation for generation of required data.
2. Evaluate the engineering properties of the materials and suggest the suitability of the same for pavement construction.
3. Design road geometrics, structural components of pavement and drainage.
4. Evaluate the highway economics by few select methods and also will have a basic knowledge of various highway financing concepts.

Program Objectives:

- Engineering knowledge
- Problem analysis
- Interpretation of data

Text Books:

1. S K Khanna and C E G Justo, " Highway Engineering", Nem Chand Bros, Roorkee
2. L R Kadiyali, "Highway Engineering", Khanna Publishers, New Delhi.
3. R Srinivasa Kumar, "Highway Engineering", University Press.
4. K.P.subramanium, "Transportation Engineering", SciTech Publications, Chennai.

Reference Books:

1. Relevant IRC Codes
2. Specifications for Roads and Bridges-MoRT&H, IRC, New Delhi.
3. C. JotinKhisty, B. Kentlal, "Transportation Engineering", PHI Learning Pvt. Ltd. New Delhi.

Course Title: WATER SUPPLY AND TREATMENT ENGINEERING
As per Choice Based Credit System (CBCS) scheme]
SEMESTER:VI

Subject Code	**17CV64**	**IA Marks**	**40**
Number of Lecture Hours/Week	**04**	**Exam Marks**	**60**
Total Number of Lecture Hours	**50**	**Exam Hours**	**03**
CREDITS –04		**Total Marks- 100**	

Course objectives: This course will enable students to

1. Analyze the variation of water demand and to estimate water requirement for a community.
2. Evaluate the sources and conveyance systems for raw and treated water.
3. Study drinking water quality standards and to illustrate qualitative analysis of water.
4. Design physical, chemical and biological treatment methods to ensure safe and potable water Supply.

Module -1

Introduction: Need for protected water supply. Demand of Water: Types of water demands -domestic demand, industrial, institutional and commercial, public use, fire demand, Factors affecting per capita demand, Variations in demand of water, Peak factor, Design period and factors governing design period.
Different methods of population forecasting -with merits and demerits. Numerical Problems.

L1,L2,L3

Module -2

Water Treatment: Objectives, Treatment flow chart – significance of each unit
Sources and Characteristics: surface and subsurface sources -suitability with regard to quality and quantity. Sampling - Objectives, methods, Preservation techniques.
Water quality characteristics: Physical, Chemical and Microbiological.

L1,L2,L3

Module -3

Sedimentation -theory, settling tanks, types, design. Concept of Plate and Tube settlers.
Coagulation aided sedimentation-types of coagulants, chemical feeding, flash mixing, Clarriflocculators . Filtration: mechanism -theory of filtration, types of filters, slow sand, rapid sand and pressure filters including construction, operation, cleaning. Operational problems in filters. Design of slow and rapid sand filter without under drainage system.
Ultra and micro filtration: Basic principles, membrane materials, pore size, flux, normalizing permeability, fouling mechanism, Overview of ultra and micro filtration elements and systems, Fouling in MF/UF systems, fouling control and pre treatment.

L1,L2,L3

Module -4

Softening: Overview of Lime soda, Zeolite process, RO and Nano filtration: Basic principles, Flux, Salt passage, rejection and concentration polarization. Overview of RO and nano filtration membranes and elements, Conventional pre treatment techniques for RO and nano filtration.
Disinfection: Methods of disinfection with merits and demerits, Theory of disinfection, emphasis on treatment of water for community bathing. (melas and fairs) Fluoridation and De-fluoridation.

L1,L2,L3

Module -5

Collection and Conveyance of water: Intake structures - types of intakes –Factors to be considered in selection of intake structures.
Pumps: Types of pumps with working principles. Numerical Problems.
Pipes: Design of the economical diameter for the rising main; Numerical Problems.
Pipe appurtenances, Valves, Fire hydrants
Pipe materials: Different materials with advantages and disadvantages. Factors affecting selection of pipe material.
Distribution system: Methods- Gravity, Pumping, Combined gravity and pumping system, Service reservoirs and their capacity determination.

Visit to Intake structure, Water treatment plant and report working of each unit
Design of water treatment plant units and distribution system with population forecasting for the given city

L1,L2,L3

Course Outcomes: After studying this course, students will be able to:

1. Estimate average and peak water demand for a community.
2. Evaluate available sources of water, quantitatively and qualitatively and make appropriate choice for a community.
3. Evaluate water quality and environmental significance of various parameters and plan suitable treatment system.
4. Design a comprehensive water treatment and distribution system to purify and distribute water to the required quality standards.

Program Objectives:

- Engineering knowledge
- Problem analysis
- Interpretation of data

Text Books:

1. S.K.Garg, Environmental Engineering vol-I, Water supply Engineering – M/s Khanna Publishers, New Delhi 2010
2. Mark.J Hammer, Water & Waste Water Technology, John Wiley & Sons Inc., New York, 2008.

Reference Books:

1. B.C. Punmia and Ashok Jain, Environmental Engineering I-Water Supply Engineering, Laxmi Publications (P)Ltd., New Delhi 2010.
2. Howard S. Peavy, Donald R. Rowe, George T , Environmental Engineering - McGraw Hill International Edition. New York, 2000
3. CPHEEO Manual on water supply and treatment engineering, Ministry of Urban Development, Government of India, New Delhi.

Course Title: SOLID WASTE MANAGEMENT
As per Choice Based Credit System (CBCS) scheme]
SEMESTER:VI

Subject Code	**17CV651**	**IA Marks**	**40**
Number of Lecture Hours/Week	**03**	**Exam Marks**	**60**
Total Number of Lecture Hours	**40**	**Exam Hours**	**03**
CREDITS –03		**Total Marks- 100**	

Course objectives: This course will enable students to

1. Study the present methods of solid waste management system and to analyze their draw backs comparing with statutory rules.
2. Understand different elements of solid waste management from generation of solid waste to disposal.
3. Analyze different processing technologies and to study conversion of municipal solid waste to compost or biogas.
4. Evaluate landfill site and to study the sanitary landfill reactions.

Module -1

Sources: Sources of Solid waste, Types of solid waste, Physical and Chemical composition of municipal solid waste. Generation rate, Numerical Problems.
Collection: Collection of solid waste- services and systems, equipments,
Transportation: Need of transfer operation, transfer station, transport means and methods, route optimization. Solid waste management 2000 rules with, 2016 amendments.

L1,L2,L3

Module -2

Processing techniques: Purpose of processing, Chemical volume reduction (incineration) – Process description, 3T's, principal components in the design of municipal incinerators, Air pollution control,Mechanical volume reduction (compaction), Mechanical size reduction (shredding), component separation (manual and mechanical methods).

L1,L2,L3

Module -3

Composting Aerobic and anaerobic method - process description, process microbiology, design consideration, Mechanical composting, Vermicomposting, Numerical Problems.
Sanitary landfilling: Definition, advantages and disadvantages, site selection, methods, reaction occurring in landfill- Gas and Leachate movement, Control of gas and leachate movement, Design of sanitary landfill. Numerical Problems

L1,L2,L3

Module -4

Sources, collection, treatment and disposal of :-
Biomedical waste ,E-waste ,Hazardous waste and construction waste

L1,L2,L3

Module -5

Incineration -3Ts factor affecting incineration ,types of incinerations , Pyrolsis ,design criteria for incineration
Energy recovery technique from solid waste management

L1,L2,L3

Course outcomes: After studying this course, students will be able to:

1. Analyse existing solid waste management system and to identify their drawbacks.
2. Evaluate different elements of solid waste management system.
3. Suggest suitable scientific methods for solid waste management elements.
4. Design suitable processing system and evaluate disposal sites.

Program Objectives:

- Engineering knowledge
- Problem analysis
- Interpretation of data

Text Books:

1. George Tchobanoglous, Hilary Theisen , Samuel A Vigil, "Integrated Solid Waste

Management : Engineering principles and management issues", M/c Graw hill Education . Indian edition
2. Howard S Peavy, Donald R Rowe and George Tchobanoglous, "Environmental Engineering", Tata Mcgraw Hill Publishing Co ltd.,

Reference Books:

1. Municipal Solid Wastes (Management and Handling) Rules, 2000.Ministry of Environment and Forests Notification, New Delhi, the 25th September, 2000. Amendment – 1357(E) – 08-04-2016
2. Municipal Solid waste management manual, Part II published under Swachh Bharat Mission, Central Public Health And Environmental Engineering Organization (CPHEEO), 2016, Ministry of Urban Development, Government of India.
3. Handbook of Solidwaste management, second edition, George Tchobanoglous, Frank Kreith, published by M/c Graw hill Education, 2002, ISBN-13 978-0071356237 ISBN -10 0071356231

Course Title: MATRIX METHOD OF STRUCTURAL ANALYSIS
As per Choice Based Credit System (CBCS) scheme]
SEMESTER:VI

Subject Code	**17CV652**	**IA Marks**	**40**
Number of Lecture Hours/Week	**03**	**Exam Marks**	**60**
Total Number of Lecture Hours	**40**	**Exam Hours**	**03**
CREDITS –03		**Total Marks- 100**	

Course objectives: This course will enable students to

1. Gain basic knowledge of structural systems and application of concepts of flexibility and stiffness matrices for simple elements.
2. Understand flexibility and stiffness matrices to solve problems in beams, frames and trusses.
3. Gain knowledge of direct stiffness method to solve problems in beams, frames and trusses.
4. Gain knowledge of solving problems involving temperature changes and lack of fit.

Module -1

Introduction: Structural systems, geometric and material non-linearity, principle of superposition, equilibrium and compatibility conditions, static and kinematic indeterminacy, principle of minimum potential energy and minimum complementary energy, concepts of stiffness and flexibility, flexibility and stiffness matrices of beam and truss elements

L2, L4,L5

Module -2

Element Flexibility Method: Force transformation matrix, global flexibility matrix, analysis of continuous beams, rigid frames and trusses.

L2, L4,L5

Module -3

Element Stiffness Method: Displacement transformation matrix, global stiffness matrix, analysis of continuous beams, rigid frames and trusses.

L2, L4,L5

Module -4

Effects of Temperature Changes and Lack of Fit: Related numerical problems by flexibility and stiffness method as in Module 2 and Module 3.

L2, L4,L5

Module -5

Direct Stiffness Method: Local and global coordinates systems, principle of contra gradience, global stiffness matrices of beam and truss elements, analysis of continuous beams and trusses

L2, L4,L5

Course Outcomes: After studying this course, students will be able to:

1. Evaluate the structural systems to application of concepts of flexibility and stiffness matrices for simple problems.
2. Identify, formulate and solve engineering problems with respect to flexibility and stiffness matrices as applied to continuous beams, rigid frames and trusses.
3. Identify, formulate and solve engineering problems by application of concepts of direct stiffness method as applied to continuous beams and trusses.

Program Objectives:

- Engineering knowledge
- Problem analysis
- Interpretation of data

Text Books:

1. Weaver W and Gere J H, **"Matrix Analysis of Framed Structures"**, CBS publications, New Delhi.
2. Rajasekaran S, **"Computational Structural Mechanics"**, PHI, New Delhi.
3. Madhujit Mukhopadhay and Abdul Hamid Sheikh, **"Matrix and Finite Element Analysis of Structures"**, Ane Books Pvt. Ltd.

Reference Books:

1. Godbole P N et.al, “Matrix Method of Structural Analysis”, PHI ltd, New Delhi.
2. Pundit and Gupta, “Theory of Structures Vol II”, TMH publications, New Delhi
3. A K Jain, “Advanced Structural Analysis”, Nemchand Publications, Roorkee.
4. Manikaselvam, “Elements of Matrix Analysis and Stability of Structures”, Khanna Publishers, New Delhi.
5. H C Martin, “Introduction to Matrix Methods in Structural Analysis”, International textbook company, McGraw Hill.

Course Title: ALTERNATIVE BUILDING MATERIALS
As per Choice Based Credit System (CBCS) scheme]
SEMESTER:VI

Subject Code	**17CV653**	**IA Marks**	**40**
Number of Lecture Hours/Week	**03**	**Exam Marks**	**60**
Total Number of Lecture Hours	**40**	**Exam Hours**	**03**
	CREDITS –03	**Total Marks-**	**100**

Course objectives: This Course will enable students to:

1. understand environmental issues due to building materials and the energy consumption in manufacturing building materials
2. study the various masonry blocks, masonry mortar and structural behavior of masonry under compression.
3. Study the alternative building materials in the present context.
4. understand the alternative building technologies which are followed in present construction field.

Module -1

Introduction: Energy in building materials, Environmental issues concerned to building materials, Embodied energy and life-cycle energy, Global warming and construction industry, Green concepts in buildings, Green building ratings – IGBC and LEED manuals – mandatory requirements, Rainwater harvesting & solar passive architecture. Environmental friendly and cost effective building technologies, Requirements for buildings of different climatic regions

L1,L2,L3

Module -2

Elements of Structural Masonry : Elements of Structural Masonry, Masonry materials, requirements of masonry units' characteristics of bricks, stones, clay blocks, concrete blocks, stone boulders, laterite Blocks, Fal- G blocks and Stabilized mud block. Manufacture of stabilized blocks.

Structural Masonry Mortars: Mortars, cementations materials, sand, natural & manufactured, types of mortars, classification of mortars as
per BIS, characteristics and requirements of mortar, selection of mortar.

Uses of masonry, masonry bonding, Compressive strength of masonry elements, Factors affecting compressive strength, Strength of Prisms/wallets and walls, Effect of brick bond on strength, Bond strength of masonry: Flexure and shear, Elastic properties of masonry materials and masonry, Design of masonry compression elements subjected to axial load.

L1,L2,L3

Module -3

Alternative Building Materials: Lime, Pozzolana cements, Raw materials, Manufacturing process, Properties and uses. Fibers- metal and synthetic, Properties and applications. Fiber reinforced plastics, Matrix materials, Fibers organic and synthetic, Properties and applications. Building materials from agro and industrial wastes ,Types of agro wastes, Types of industrial and mine wastes, Properties and applications. Masonry blocks using industrial wastes. Construction and demolition wastes

L1,L2,L3

Module -4

Alternative Building Technologies: Use of arches in foundation, alternatives for wall constructions, composite masonry, confined masonry, cavity walls, rammed earth, Ferro cement and ferroconcrete building components, Materials and specifications, Properties, Construction methods, Applications.

Top down construction, Mivan Construction Technique.

Alternative Roofing Systems: Concepts, Filler slabs, Composite beam panel roofs, Masonry vaults and domes

L1,L2,L3

Module -5

Equipment for Production of Alternative Materials: Machines for manufacture of concrete, Equipments for production of stabilized blocks, Moulds and methods of production of precast elements, Cost concepts in buildings, Cost saving techniques in planning, design and construction, Cost analysis: Case studies using alternatives.

L1,L2,L3

Course Outcomes: After studying this course, students will be able to:

1. Solve the problems of Environmental issues concerned to building materials and cost effective building technologies;
2. Suggest appropriate type of masonry unit and mortar for civil engineering constructions; also they are able to Design Structural Masonry Elements under Axial Compression.
3. Analyse different alternative building materials which will be suitable for specific climate and in an environmentally sustainable manner. Also capable of suggesting suitable agro and industrial wastes as a building material.
4. Recommend various types of alternative building materials and technologies and design a energy efficient building by considering local climatic condition and building material.

Program Objectives:

- Engineering knowledge
- Problem analysis
- Interpretation of data

Text Books:

1. KS Jagadish, BV Venkatarama Reddy and KS Nanjunda Rao, "Alternative Building Materials and Technologies", New Age International pub.
2. Arnold W Hendry, "Structural Masonry", Macmillan Publishers

Reference Books:

1. RJS Spence and DJ Cook, "Building Materials in Developing Countries", Wiley pub.
2. LEED India, Green Building Rating System, IGBC pub.
3. IGBC Green Homes Rating System, CII pub.
4. Relevant IS Codes.

Course Title: GROUND IMPROVEMENT TECHNIQUES
As per Choice Based Credit System (CBCS) scheme]
SEMESTER:VI

Subject Code	**17CV654**	**IA Marks**	**40**
Number of Lecture Hours/Week	**03**	**Exam Marks**	**60**
Total Number of Lecture Hours	**40**	**Exam Hours**	**03**
CREDITS –03		**Total Marks- 100**	

Course objectives: This course will enable students to

1. Understand the fundamental concepts of ground improvement techniques
2. Apply knowledge of mathematics, Science and Geotechnical Engineering to solve problems in the field of modification of ground required for construction of civil engineering structures.
3. Understand the concepts of chemical compaction, grouting and other miscellaneous methods.
4. Impart the knowledge of geosynthetics, vibration, grouting and Injection.

Module -1

Formation and Development of Ground : Introduction, Formation of Rock, soil and soil profile, Soil distribution in India, Alterations of ground after formation, Reclaimed soils, Natural offshore deposits;
Ground Improvement Potential – Hazardous ground conditions, poor ground conditions, favourable ground conditions, Alternative Approaches, Geotechnical processes.
Compaction: Introduction, compaction mechanics, Field procedure, surface compaction, Dynamic Compaction, selection of field compaction procedures, compaction quality control.

L1, L2 , L3

Module -2

Drainage Methods: Introduction, Seepage, filter requirements, ground water and seepage control, methods of dewatering systems, Design of dewatering system including pipe line effects of dewatering. Drains, different types of drains.
Pre-compression and Vertical Drains: Importance, Vertical drains, Sand drains, Drainage of slopes, Electro kinetic dewatering, Preloading

L1, L2 , L3

Module -3

Chemical Modification-I: Definition, cement stabilization, sandwich technique, admixtures. Hydration – effect of cement stabilization on permeability, Swelling and shrinkage and strength and deformation characteristics. Criteria for cement stabilization. Stabilization using Fly ash.
Chemical Modification-Ii: Lime stabilization – suitability, process, criteria for lime stabilization. Other chemicals like chlorides, hydroxides, lignin and hydrofluoric acid. Properties of chemical components, reactions and effects. Bitumen, tar or asphalt in stabilization.

L2, L3 , L4

Module -4

Vibration Methods: Introduction, Vibro compaction – blasting, vibratory probe, Vibro displacement compaction – displacement piles, vibroflotation, sand compaction piles, stone columns, heavy tamping
GROUTING AND INJECTION: Introduction, Effect of grouting. Chemicals and materials used. Types of grouting. Grouting procedure, Applications of grouting

L2 , L3, L5

Module -5

Geosynthetics: Introduction, Geosynthetic types, properties of Geosynthetics – materials and fibre properties, Geometrical aspects, mechanical properties, Hydraulic properties, Durability ; Applications of
Geosynthetics - Separation, Filtration and Fluid Transmission, Reinforcement,
Miscellaneous Methods (Only Concepts & Uses): Soil reinforcement, Thermal methods, Ground improvement by confinement – Crib walls, Gabions and Mattresses, Anchors, Rock bolts and soil nailing. Stone Column, Micro piles.

L1 , L3, L5

Course Outcomes: After studying this course, students will be able to:

1. Give solutions to solve various problems associated with soil formations having less strength.
2. Use effectively the various methods of ground improvement techniques depending upon the requirements.
3. utilize properly the locally available materials and techniques for ground improvement so that economy in the design of foundations of various civil engineering structures

Program Objectives:

- Engineering knowledge
- Problem analysis
- Interpretation of data

Text Books:

1. Purushothama Raj P, "Ground Improvement Techniques", Laxmi Publications, New Delhi.
2. Koerner R.M, "Construction and Geotechnical Method in Foundation Engineering", Mc Graw Hill Pub. Co.

Reference Books:

1. Manfred Hausmann , "Engineering principles of ground modification", Mc Graw Hill Pub. Co.,
2. Bell, F.G., "Methods of treatment of unstable ground", Butterworths, London.
3. Nelson J.D. and Miller D.J, "Expansive soils", John Wiley and Sons.
4. Ingles. C.G. and Metcalf J.B , "Soil Stabilization; Principles and Practice", Butterworths

Course Title: WATER RESOURCES MANAGEMENT
[As per Choice Based Credit System (CBCS) scheme]
SEMESTER:VI

Subject Code	**17CV661**	**IA Marks**	**40**
Number of Lecture Hours/Week	**03**	**Exam Marks**	**60**
Total Number of Lecture Hours	**40**	**Exam Hours**	**03**
	CREDITS – 03	**Total Marks-100**	

Course objectives: This course will enable students to;

1. Judge surface and ground water resources.
2. Address the issues of water resources management.
3. Learn the principles of integrated water resources management.
4. Understand the legal framework of water policy.
5. Know the different methods of water harvesting.

Module -1

Surface and Ground water Resources: Hydrologic Cycle, Global water resources and Indian Water resources, Surface Water Resources, Water Balance, Available Renewable Water Resources, Water Scarcity, The Water Balance as a Result of Human Interference, Groundwater Resources, Types of Aquifers, Groundwater as a Storage Medium

L2, L3

Module -2

Water Resources Planning and Management: Necessity, System components, planning scales, Approaches, planning and management aspects, Analysis, Models for impact prediction and evaluation, Adaptive Integrated Policies, Post Planning and management Issues.

L2, L3

Module -3

Integrated Water Resources Management: Definition of IWRM, Principles, Implementation of IWRM, Legislative and Organizational Framework, Types and Forms of Private Sector Involvement.

L3, L4

Module -4

Water Governance and Water Policy: Legal Framework of Water – Substance of National Water Laws – Other key issues – Changing incentives through Regulation - National Water Policy – National-Level Commissions – Irrigation Management Transfer Policies and Activities – Legal Registration of WUAs – Legal Changes in Water Allocation, – Role of Local Institutions – Community Based Organizations – Water Policy Reforms: India.

L2, L3

Module -5

Water Harvesting and Conservation: Water Harvesting Techniques – Micro-catchments - Design of Small Water Harvesting Structures – Farm Ponds – Percolation Tanks – Yield from a Catchment, Rain water Harvesting-various techniques related to Rural and Urban area.

L2, L3

Course outcomes: After studying this course, students will be able to:

1. Assess the potential of groundwater and surface water resources.
2. Address the issues related to planning and management of water resources.
3. Know how to implement IWRM in different regions.

4. Understand the legal issues of water policy.
5. Select the method for water harvesting based on the area.

Program Objectives:

- Engineering knowledge
- Problem analysis
- Interpretation of data

Text Books:

1. K. Subramanya, "Engineering Hydrology", Tata McGraw Hill Publishers, New Delhi.
2. H.M. Raghunath, "Ground Water", Wiley Eastern Publication, New Delhi.
3. Daniel P. Loucks and Eelco van Beek, "Water Resources Systems. Planning and Management", UNESCO Publication.
4. Mollinga, P. et al, "Integrated Water Resources Management", Water in South Asia Volume I, Sage Publications, 2006.
5. Singh, Chhatrapati "Water Rights in India," Ed: Chhatrapati Singh. Water Law in India: The Indian Law Institute, New Delhi,1992.
6. 6) Dhruva Narayana, G. Sastry, V. S. Patnaik, "Watershed Management", CSWCTRI, Dehradun, ICAR Publications, 1997.

Reference Books:

1. Lal, Ruttan. " Integrated Watershed Management in the Global Ecosystem". CRC Press, New York.
2. Heathcote, I. W. Integrated Watershed Management: Principles and Practice. 1988. John Wiley and Sons, Inc., New York.

Course Title: ENVIRONMENTAL PROTECTION AND MANAGEMENT
As per Choice Based Credit System (CBCS) scheme]
SEMESTER:VI

Subject Code	**17CV662**	**IA Marks**	**40**
Number of Lecture Hours/Week	**03**	**Exam Marks**	**60**
Total Number of Lecture Hours	**40**	**Exam Hours**	**03**
CREDITS –03		**Total Marks- 100**	

Course objectives: This course will enable students to gain knowledge in Environmental protection and Management systems

Module -1 Environmental Management Standards

Unique Characteristics of Environmental Problems - Systems approach to Corporate environmental management - Classification of Environmental Impact Reduction Efforts -Business Charter for Sustainable Production and Consumption – Tools, Business strategy drivers and Barriers - Evolution of Environmental Stewardship. Environmental Management Principles - National policies on environment, abatement of pollution and conservation of resources - Charter on Corporate responsibility for Environmental protection.

L1,L2,L3

Module -2 Environmental Management Objectives

Environmental quality objectives – Rationale of Environmental standards: Concentration and Mass standards, Effluent and stream standards, Emission and ambient standards, Minimum national standards, environmental performance evaluation: Indicators, benchmarking. Pollution control Vs Pollution Prevention - Opportunities and Barriers – Cleaner production and Clean technology, closing the loops, zero discharge technologies

L1,L2,L3

Module -3 Environmental Management System

EMAS, ISO 14000 - EMS as per ISO 14001– benefits and barriers of EMS – Concept of continual improvement and pollution prevention - environmental policy – initial environmental review – environmental aspect and impact analysis – legal and other requirements- objectives and targets – environmental management programs – structure and responsibility – training awareness and competence- communication – documentation and document control – operational control – monitoring and measurement – management review.

L1,L2,L3

Module -4 Environmental Audit

Environmental management system audits as per ISO 19011- – Roles and qualifications of auditors - Environmental performance indicators and their evaluation – Non conformance – Corrective and preventive actions -compliance audits – waste audits and waste minimization planning – Environmental statement (form V) - Due diligence audit

L1,L2,L3

Module -5 Applications

Applications of EMS , Waste Audits and Pollution Prevention opportunities in Textile , Sugar, Pulp & Paper, Electroplating, , Tanning industry, Dairy, Cement, Chemical industries, etc. Trans boundary movement, disposal, procedures, of hazardous wastes.

L1,L2,L3

Course outcomes: After studying this course, students will be able to:

1. Appreciate the elements of Corporate Environmental Management systems complying to international environmental management system standards
2. Lead pollution prevention assessment team and implement waste minimization options
3. Develop, Implement, maintain and Audit Environmental Management systems for Organisations

Program Objectives:

- Engineering knowledge
- Problem analysis
- Interpretation of data

Reference Books:

1. Christopher Sheldon and Mark Yoxon, "Installing Environmental management Systems – a step by step guide" Earthscan Publications Ltd, London, 1999.
2. ISO 14001/14004: Environmental management systems – Requirements and Guidelines – International Organisation for Standardisation, 2004
3. ISO 19011: 2002, "Guidelines for quality and/or Environmental Management System auditing, Bureau of Indian Standards, New Delhi, 2002
4. Paul L Bishop „Pollution Prevention: Fundamentals and Practice", McGraw- Hill International, Boston,2000.
5. Environmental Management Systems: An Implementation Guide for Small and Medium-Sized Organizations, Second Edition, NSF International, Ann Arbor, Michigan, January 2001.

Course Title: NUMERICAL METHODS AND APPLICATIONS
As per Choice Based Credit System (CBCS) scheme]
SEMESTER:VI

Subject Code	**17CV663**	**IA Marks**	**40**
Number of Lecture Hours/Week	**03**	**Exam Marks**	**60**
Total Number of Lecture Hours	**40**	**Exam Hours**	**03**
CREDITS –03		**Total Marks- 100**	

Course objectives: This course aims at providing the necessary basic concepts of a few numerical methods and give procedures for solving numerically different kinds of problems occurring in engineering and technology

Module -1

Solution of Equations and Eigen value Problems: Solution of algebraic and transcendental equations, Fixed point iteration method, Newton Raphson method, Solution of linear system of equations, Gauss elimination method, Pivoting, Gauss Jordan method – Iterative methods of Gauss Jacobi and Gauss Seidel - Matrix Inversion by Gauss Jordan method

L1,L2,L3

Module -2

Interpolation and Approximation: Interpolation with unequal intervals - Lagrange's interpolation – Newton's divided difference interpolation – Cubic Splines - Interpolation with equal intervals - Newton's forward and backward difference formulae.

L1,L2,L3

Module -3

Numerical Differentiation and Integration: Approximation of derivatives using interpolation polynomials - Numerical integration using Trapezoidal, Simpson's 1/3 rule – Romberg's method - Two point and three point Gaussian quadrature formulae – Evaluation of double integrals by Trapezoidal and Simpson's 1/3 rules.

L1,L2,L3

Module -4

Initial Value Problems for Ordinary Differential Equations : Single Step methods - Taylor's series method - Euler's method - Modified Euler's method – Fourth order Runge-Kutta method for solving first order equations - Multi step methods - Milne's and Adams-Bash forth predictor corrector methods for solving first order equations.

L1,L2,L3

Module -5

Boundary Value Problems in Ordinary and Partial Differential Equations:
Finite difference methods for solving two-point linear boundary value problems - Finite difference techniques for the solution of two dimensional Laplace's and Poisson's equations on rectangular domain – One dimensional heat flow equation by explicit and implicit (Crank Nicholson) methods – One dimensional wave equation by explicit method.

L1,L2,L3

Course Outcomes: After studying this course, The students will have a clear perception of the power of numerical techniques, ideas and would be able to demonstrate the applications of these techniques to problems drawn from
Industry, management and other engineering fields.

Program Objectives:

- Engineering knowledge
- Problem analysis
- Interpretation of data

Text Books:

1. Grewal. B.S., and Grewal. J.S., "Numerical methods in Engineering and Science", Khanna
   Publishers, 9th Edition, New Delhi
2. Gerald. C. F., and Wheatley. P. O., "Applied Numerical Analysis", Pearson Education, Asia, 6th Edition, New Delhi

Reference Books:

1. Chapra. S.C., and Canale.R.P., "Numerical Methods for Engineers, Tata McGraw Hill,

New Delhi
2. 2. Brian Bradie. "A friendly introduction to Numerical analysis", Pearson Education, Asia, New Delhi
3. Sankara Rao. K., "Numerical methods for Scientists and Engineers", Prentice Hall of India Private, New Delhi

Course Title: FINITE ELEMENT METHOD
As per Choice Based Credit System (CBCS) scheme]
SEMESTER:VI

Subject Code	**17CV664**	**IA Marks**	**40**
Number of Lecture Hours/Week	**03**	**Exam Marks**	**60**
Total Number of Lecture Hours	**40**	**Exam Hours**	**03**
CREDITS –03		**Total Marks- 100**	

Course objectives: This course will enable students to;

1. Develop analytical skills.
2. Learn principles of analysis of stress and strain.
3. Develop problem solving skills.
4. Understand the principles of FEM for one and two dimensional problems.

Module -1

Theory of elasticity concepts, Energy principles, Rayleigh - Ritz Method, Galerkin method and finite element method, steps in finite element analysis, displacement approach, stiffness matrix and boundary conditions

L1,L2

Module -2

Discritisation; finite representation of infinite bodies and discritisation of very large bodies, Natural Coordinates , Shape functions; polynomial, LaGrange and Serendipity , one dimensional formulations; beam and truss with numerical examples

L1,L2

Module -3

2D formulations; Constant Strain Triangle, Linear Strain Triangle, 4 and 8 noded quadrilateral elements, Numerical Evaluation of Element Stiffness -Computation of Stresses, Static Condensation of nodes, degradation technique, Axisymmetric Element

L1,L2,L3

Module -4

Isoparametric concepts; isoparametric, sub parametric and super parametric elements, Jacobian transformation matrix, Stiffness Matrix of Isoparametric Elements, Numerical integration by Gaussian quadrature rule for one, two and three dimensional problems

L1,L2,L3

Module -5

Techniques to solve nonlinearities in structural systems; material, geometric and combined non linearity, incremental and iterative techniques.
Structure of computer program for FEM analysis, description of different modules, exposure to FEM softwares.

L1,L2,L3

Course outcomes: The student will have the knowledge on advanced methods of analysis of structures

Program Objectives:

- Engineering knowledge
- Problem analysis
- Interpretation of data

Text Books:

1. Krishnamoorthy C.S., “Finite Element analysis” -Tata McGraw Hill
2. Desai C &Abel J F.," Introduction to Finite element Method" , East West Press Pvt. Ltd.,
3. Cook R D et.al., “Concepts and applications of Finite Element analysis ”, John Wiley

Reference Books:

1. Daryl L Logan,“ A first course on Finite element Method ” , Cengage Learning
2. Bathe K J - “ Finite Element Procedures in Engineering analysis ”- Prentice Hall

Course Title: SOFTWARE APPLICATION LAB
As per Choice Based Credit System (CBCS) scheme]
SEMESTER:VI

Subject Code	**17CVL67**	**IA Marks**	**40**
Number of Lecture Hours/Week	**1I+2P**	**Exam Marks**	**60**
Total Number of Lecture Hours	**40**	**Exam Hours**	**03**
CREDITS –02		**Total Marks- 100**	

Course objectives: This course will enable students to

1. Use industry standard software in a professional set up.
2. understand the elements of finite element modeling, specification of loads and boundary condition, performing analysis and interpretation of results for final design
3. Develop customized automation tools

Module -1

Use of civil engineering softwares:

Use of softwares for:

1. Analysis of plane trusses, continuous beams, portal frames
2. 3D analysis of multistoried frame structures

L1,L2,L3

Module -2

1. **Project Management- Exercise on Project planning and scheduling of a building project using any project management software:**

a. Understanding basic features of Project management software
b. Constructing Project: create WBS, Activities, and tasks and Computation Time using Excel spread sheet and transferring the same to Project management software.
c. Identification of Predecessor and Successor activities with constrain
d. Constructing Network diagram (AON Diagram) and analyzing for Critical path, Critical activities and Other non Critical paths, Project duration, Floats.
e. Study on various View options available
f. Basic understanding about Resource Creation and allocation
g. Understanding about Splitting the activity, Linking multiple activity, assigning Constrains, Merging Multiple projects, Creating Baseline Project

(9hrs)

1. GIS applications using open source software:

a. To create shape files for point, line and polygon features with a map as reference.
b. To create decision maps for specific purpose. (3hrs)

L1,L2,L3

Module -3

Use of EXCEL spread sheets:

Design of singly reinforced and doubly reinforced rectangular beams, design of one way and two way slabs, computation of earthwork, Design of horizontal curve by offset method, Design of super elevation

L1,L2,L3

Course Outcomes: After studying this course, students will be able to:

use software skills in a professional set up to automate the work and thereby reduce cycle time for completion of the work

Program Objectives:

- Engineering knowledge
- Problem analysis
- Interpretation of data

Question paper pattern:

- The question paper will have 3 modules comprising of 6 questions.
- There will be two full questions (with a maximum of three subdivisions, if necessary) from each module.
- Each full question shall cover the topics as a module
- Module-1: 40 Marks, Module-2: 20 Marks, Module-3: 20 Marks

• The students shall answer three full questions, selecting one full question from each module. If more than one question is answered in modules, best answer will be considered for the award of marks limiting one full question answer in each module.
Reference Books: Training manuals and User manuals and Relevant course reference books

Course Title: EXTENSIVE SURVEY PROJECT /CAMP
As per Choice Based Credit System (CBCS) scheme]
SEMESTER:VI

Subject Code	**17CVL68**	**IA Marks**	**40**
Number of Practice Hours/Week	**04**	**Exam Marks**	**60**
Total Number of Practice Hours	**50**	**Exam Hours**	**03**
	CREDITS –02	**Total Marks- 100**	

Course objectives: This course will enable students to

1. Understand the practical applications of Surveying.
2. Use Total station and other Measurement Equipments.
3. Work in teams and learn time management, communication and presentation skills

- To be conducted between 5th & 6th Semester for a period of 2 weeks including training on total station.
- Viva voce conducted along with 6th semester exams
- An extensive project preparation training involving investigation, collection of data is to be conducted. **Use of Total Station is compulsory for minimum of TWO projects.**
- The student shall submit a project report consisting of designs and drawings.
- Drawings should be done using CAD and survey work using total station
- Students should learn data download from total station, generation of contours, block leveling, longitudinal and cross sectional diagrams, and capacity volume calculation by using relevant softwares
- The course coordinators should give exposure and simulate activities to achieve the course outcomes

1. **NEW TANK PROJECTS:** The work shall consist of;
   a. Reconnaissance survey for selection of site and conceptualization of project.
   b. Alignment of center line of the proposed bund, Longitudinal and cross sections of the center line.
   c. Detailed survey required for project execution like Capacity surveys, Details at Waste weir and sluice points, Canal alignment etc. as per requirement
   d. Design and preparation of drawing with report.

2. **WATER SUPPLY AND SANITARY PROJECT:** The work shall consist of;
   a. Reconnaissance survey for selection of site and conceptualization of project.
   b. Examination of sources of water supply, Calculation of quantity of water required based on existing and projected population.
   c. Preparation of village map by using total station.
   d. Survey work required for laying of water supply and UGD
   e. Location of sites for water tank. Selection of type of water tank to be provided. (ground level, overhead and underground)
   f. Design of all elements and preparation of drawing with report.

3. **HIGHWAY PROJECT:** The work shall consist of;
   a. Reconnaissance survey for selection of site and conceptualization of project.
   b. Preliminary and detailed investigations to align a new road (min. 1 to 1.5 km stretch) between two obligatory points. The investigations shall consist of topographic surveying of strip of land for considering alternate routes and for final alignment. Surveying by using total station.
   c. Report should justify the selected alignment with details of all geometric designs for traffic and design speed assumed.
   d. Drawing shall include key plan initial alignment, final alignment, longitudinal section along final alignment, typical cross sections of road.

4. **RESTORATION OF AN EXISTING TANK:** The work shall consist of;
    a. Reconnaissance survey for selection of site and conceptualization of project.
    b. Alignment of center line of the existing bund, Longitudinal and cross sections of the center line.
    c. Detailed survey required for project execution like Capacity surveys, Details at Waste weir and sluice points, Canal alignment etc. as per requirement
    d. Design of all elements and preparation of drawing with report.
5. **TOWN/HOUSING / LAYOUT PLANNING:** The work shall consist of;
    a. Reconnaissance survey for selection of site and conceptualization of project.
    b. Detailed survey required for project execution like contour surveys
    c. Preparation of layout plans as per regulations
    e. Centerline marking-transfer of centre lines from plan to ground
    f. Design of all elements and preparation of drawing with report as per regulations

Course outcomes: After studying this course, students will be able to:

1. Apply Surveying knowledge and tools effectively for the projects
2. Understanding Task environment, Goals, responsibilities, Task focus, working in Teams towards common goals, Organizational performance expectations, technical and behavioral competencies.
3. Application of individual effectiveness skills in team and organizational context, goal setting, time management, communication and presentation skills.
4. Professional etiquettes at workplace, meeting and general
5. Establishing trust based relationships in teams & organizational environment
6. Orientation towards conflicts in team and organizational environment, Understanding sources of conflicts, Conflict resolution styles and techniques

Program Objectives:

- Engineering knowledge
- Problem analysis
- Interpretation of data

Reference Books:

Training manuals and User manuals
Relevant course reference books

VISVESVARAYA TECHNOLOGICAL UNIVERSITY, BELGAUM
CHOICE BASED CREDIT SYSTEM (CBCS)
CIVIL ENGINEERING BOARD
BE-CBCS SYLLABUS 2017-18 Scheme

7th Semester

Course Title: MUNICIPAL AND INDUSTRIAL WASTE WATER ENGINEERING

As per Choice Based Credit System (CBCS) scheme]

SEMESTER:VII

Subject Code	**17CV71**	**IA Marks**	**40**
Number of Lecture Hours/Week	**04**	**Exam Marks**	**60**
Total Number of Lecture Hours	**50**	**Exam Hours**	**03**
CREDITS –04		**Total Marks- 100**	

Course objectives: This course will enable students to;

4. Understand sewerage network and influencing parameters.
5. Understand and design different unit operations involved in conventional and biological treatment process.
6. Apply the principles of Industrial effluent treatment process for different industrial wastes.
7. Evaluate self purification of streams depending on hydraulic and organic loading of sewage into receiving waters.

Module -1

Introduction, need for sanitation, methods of sewage disposal, types of sewerage systems, dry weather flow, wet weather flow, factors effecting dry and wet weather flow on design of sewerage system, estimation of storm flow, time of concentration flow, material of sewers, shape of sewers, laying and testing of sewers, ventilation of sewers. low-cost waste treatment; oxidation pond, septic tank, Sewer appurtenances, manholes, catch basins, basic principles of house drainage, typical layout plan showing house drainage connections,

L1,L2

Module -2

Design of sewers, hydraulic formula for velocity, effects of variation on velocity, regime velocity, design of hydraulic elements for circular sewers for full flow and partial flow conditions, disposal of effluents by dilution, self purification phenomenon, oxygen sag curve, zones of purification, sewage farming, sewage sickness, numerical problems on disposal of effluents, Streeter-Phelps equation

L2,L3

Module -3

Waste water characteristics, sampling, significance and techniques, physical, chemical and biological characteristics, flow diagram for municipal waste water treatment, unit operations; screens, grit chambers, skimming tanks, equalization tanks

Suspended growth and fixed film bio process, design of trickling filters, activated sludge process, sequential batch reactors, moving bed bio reactors, sludge digesters,

L1,L2,L3

Module -4

Difference between domestic and industrial waste water, effect of effluent discharge on streams, methods of industrial waste water treatment; volume reduction, strength reduction, neutralization, equalisation and proportioning. Removal of organic, inorganic and colloidal solids, combined treatment methods; merits, demerits and feasibility, principles of discharge of raw, partially treated and completely treated wastes in to streams

L1,L2

Module -5

Process flow chart, sources and characteristics of industrial waste water, treatment methods, reuse and recovery and disposal; cotton and textile industry, tanning industry, cane sugar and distilleries, dairy industry, steel and cement industry, paper and pulp industry, pharmaceutical and food processing industry.

L1,L2,L3

Course outcomes: After studying this course, students will be able to:

4. Acquires capability to design sewer and Sewerage treatment plant.
5. Evaluate degree of treatment and type of treatment for disposal, reuse and recycle.
6. Identify waste streams and design the industrial waste water treatment plant.
7. Manage sewage and industrial effluent issues.

Program Objectives:

- Engineering knowledge
- Problem analysis
- Interpretation of data

Text Books:

1. Metcalf and Eddy, "Wastewater Engineering - Collection, Treatment, Disposal and Reuse", McGraw Hill Pub.Co., 2009.
2. Nelson Leonard Nemerow, "Industrial Waste Treatment", Butterworth-Heinemann, 2007**.**
3. Patwardhan A.D, "Industrial Waste Water Treatment", PHI Learning Private Limited-New Delhi
4. Hammer, M.J. and Hammer, M.J., "Water and Wastewater Technology", 7th Ed., Prentice Hall of India

Reference Books:

1. Manual on Waste Water Treatment: CPHEEO, Ministry of Urban Development, New Delhi.
2. Fair, Geyer and Okun , "Water and Wastewater Engineering" Vol-II, John Willey Publishers, New York.

Course Title: DESIGN OF RCC AND STEEL STRUCTURES

As per Choice Based Credit System (CBCS) scheme]

SEMESTER:VII

Subject Code	**17CV72**	**IA Marks**	**40**
Number of Lecture Hours/Week	**04**	**Exam Marks**	**60**
Total Number of Lecture Hours	**50**	**Exam Hours**	**03**
CREDITS –04		**Total Marks- 100**	

Course objectives: This course will enable students to

6. Provide basic knowledge in the areas of limit state method and concept of design of RC and Steel structures
7. Identify, formulate and solve engineering problems in RC and Steel Structures
8. Give procedural knowledge to design a system, component or process as per needs and specifications of RC Structures like Retaining wall, Footing, Water tanks, Portal Frames and Steel Structures like Roof Truss, Plate Girder and Gantry Girder.
9. Imbibe the culture of professional and ethical responsibilities by following codal provisions in the analysis, design of RC and Steel Structures.
10. Provide factual knowledge on analysis and design of RC Structural elements, who can participate and succeed in competitive examinations.

Module -1

Footings: Design of rectangular slab type combined footing.

Retaining Walls: Design of cantilever Retaining wall and counter fort retaining wall.

Water Tanks: Design of circular water tanks resting on ground (Rigid and Flexible base). Design of rectangular water tanks resting on ground. **As per IS: 3370 (Part IV)**

Design of portal frames with fixed and hinged based supports.

L1,L2,L3

Module -2

Roof Truss: Design of roof truss for different cases of loading, forces in members to given.

Plate Girder: Design of welded plate girder with intermediate stiffener, bearing stiffener and necessary checks

Gantry Girder: Design of gantry girder with all necessary checks

L1,L2,L3

Course Outcomes: After studying this course, students will be able to:

6. Students will acquire the basic knowledge in design of RCC and Steel Structures.
7. Students will have the ability to follow design procedures as per codal provisions and skills to arrive at structurally safe RC and Steel members.

Program Objectives:

- Engineering knowledge
- Problem analysis
- Interpretation of data

Question Paper Pattern:

- Two questions shall be asked from each module. There can be maximum of three subdivisions in each question, if necessary.
- One full question should be answered from each module.
- Each question carries 40 marks.

3. Code books – IS 456, IS 800, IS 3370 (Part IV), SP (6) – Steel Tables, shall be referred for designing
4. The above charts shall be provided during examinations

Text Books:

4. N Krishna Raju, **"Structural Design and Drawing of Reinforced Concrete and Steel"**, University Press
5. Subramanian N, **"Design of Steel Structures"**, Oxford university Press, New Delhi
6. K S Duggal, **"Design of Steel Structures"**, Tata McGraw Hill, New Delhi

Reference Books:

6. Charles E Salman, Johnson & Mathas, **"Steel Structure Design and Behaviour"**, Pearson Publications
7. Nether Cot, et.al, **"Behaviour and Design of Steel Structures to EC -III"**, CRC Press
8. P C Verghese, **"Limit State Design of Reinforced Concrete"**, PHI Publications, New Delhi
9. S N Sinha, **"Reinforced Concrete Design"**, McGraw Hill Publication

Course Title: HYDROLOGY AND IRRIGATION ENGINEERING

[As per Choice Based Credit System (CBCS) scheme]

SEMESTER:VII

Subject Code	**17CV73**	**IA Marks**	**40**
Number of Lecture Hours/Week	**04**	**Exam Marks**	**60**
Total Number of Lecture Hours	**50**	**Exam Hours**	**03**
	CREDITS – 04	**Total Marks-100**	

Course Objectives: This course will enable students to;

1. Understand the concept of hydrology and components of hydrologic cycle such as pricipitation, infiltration, evaporation and transpiration.
2. Quantify runoff and use concept of unit hydrograph.
3. Demonstrate different methods of irrigation, methods of application of water and irrigation procedure.
4. Design canals and canal network based on the water requirement of various crops.
5. Determine the reservoir capacity.

Module -1

Hydrology: Introduction, Importance of hydrology, Global and Indian water availability, Practical application of hydrology, Hydrologic cycle (Horton's) qualitative and engineering representation.

Precipitation: Definition, Forms and types of precipitation, measurement of rain fall using Symon's and Syphon type of rain gauges, optimum number of rain gauge stations, consistency of rainfall data (double mass curve method), computation of mean rainfall, estimation of missing data, presentation of precipitation data, moving average curve, mass curve, rainfall hyetographs.

L2, L3

Module -2

Losses: Evaporation: Introduction, Process, factors affecting evaporation, measurement using IS class-A Pan, estimation using empirical formulae (Meyer's and Rohwer's equations) Reservoir evaporation and control

Evapo-transpiration: Introduction, Consumptive use, AET, PET, Factors affecting, Measurement, Estimation by Blaney-Criddle equation,

Infiltration: Introduction, factors affecting infiltration capacity, measurement by double ring infiltrometer, Horton's infiltration equation, infiltration indices.

L2, L3

Module -3

Runoff: Definition, concept of catchment, factors affecting runoff, rainfall – runoff relationship using regression analysis.

Hydrographs: Definition, components of hydrograph, base flow separation, unit hydrograph, assumption, application and limitations, derivation from simple storm hydrographs, S curve and its computations, Conversion of UH of different durations

L2, L4

Module -4

Irrigation: Definition. Benefits and ill effects of irrigation. System of irrigation: surface and ground water, flow irrigation, lift irrigation, Bandhara irrigation.
Water Requirements of Crops: Duty, delta and base period, relationship between them, factors affecting duty of water crops and crop seasons in India, irrigation efficiency, frequency of irrigation.

L2, L4

Module -5

Canals: Types of canals. Alignment of canals. Definition of gross command area, cultural command area, intensity of irrigation, time factor, crop factor. Unlined and lined canals. Standard sections. Design of canals by Lacey's and Kennedy's method.
Reservoirs: Definition, investigation for reservoir site, storage zones determination of storage capacity using mass curves, economical height of dam.

L2, L4

Course outcomes: After studying this course, students will be able to:

1. Understand the importance of hydrology and its components.
2. Measure precipitation and analyze the data and analyze the losses in precipitation.
3. Estimate runoff and develop unit hydrographs.
4. Find the benefits and ill-effects of irrigation.
5. Find the quantity of irrigation water and frequency of irrigation for various crops.
6. Find the canal capacity, design the canal and compute the reservoir capacity.

Program Objectives:

- Engineering knowledge
- Problem analysis
- Interpretation of data

Text Books:

1) K. Subramanya, “Engineering Hydrology”, Tata McGraw Hill Publishers, New Delhi.

2) Jayarami Reddy, “A Text Book of Hydrology”, Lakshmi Publications, New Delhi.

3) Punmia and LalPandey, “Irrigation and Water Power Engineering” Lakshmi Publications, New Delhi.

Reference Books:

1. H.M. Raghunath, “Hydrology”, Wiley Eastern Publication, New Delhi.
2. Sharma R.K., “Irrigation Engineering and Hydraulics”, Oxford & IBH Publishing Co., New Delhi.
3. VenTe Chow, “Applied Hydrology”, Tata McGraw Hill Publishers, New Delhi.
4. Modi P.N “Water Resources and Water Power Engineering”-. Standard book house, Delhi.
5. Garg S.K, “Irrigation Engineering and Hydraulic Structures” Khanna publications,

New Delhi.

Course Title: DESIGN OF BRIDGES

As per Choice Based Credit System (CBCS) scheme]

SEMESTER:VII

Subject Code	**17CV741**	**IA Marks**	**40**
Number of Lecture Hours/Week	**03**	**Exam Marks**	**60**
Total Number of Lecture Hours	**40**	**Exam Hours**	**03**
	CREDITS –03	**Total Marks- 100**	

Course objectives: This course will enable students to understand the analysis and design of concrete Bridges.

Module -1

Introduction to bridges, classification, computation of discharge, linear waterway, economic span, afflux, scour depth

Design loads for bridges, introduction to I.R.C. loading standards, Load Distribution Theory, Bridge slabs, Effective width, Introduction to methods as per I.R.C.

L1,L2

Module -2

Design of Slab Bridges: Straight and skew slab bridges

L2,L3

Module -3

Design of T beam bridges(up to three girder only)

Proportioning of components, analysis of slab using IRC Class AA tracked vehicle, structural design of slab, analysis of cross girder for dead load & IRC Class AA tracked vehicle, structural design of cross girder, analysis of main girder using Courbon's method, calculation of dead load BM and SF, calculation of live load B M & S F using IRC Class AA Tracked vehicle. Structural design of main girder.

L2,L3,L4

Module -4

Other Bridges:

Design of Box culvert (Single vent only)

Design of Pipe culverts

L2,L3,L4

Module -5

Substructures - Design of Piers and abutments,

Introduction to Bridge bearings, Hinges and Expansion joints.(No design)

L2,L3,L4

Course outcomes: After studying this course, students will be able to:

- Understand the load distribution and IRC standards.
- Design the slab and T beam bridges.
- Design Box culvert, pipe culvert
- Use bearings, hinges and expansion joints and
- Design Piers and abutments.

Program Objectives:

- Engineering knowledge
- Problem analysis
- Interpretation of data

Text Books:

1. Johnson Victor. D, "Essentials of Bridge Engineering", Oxford Publishing Company.
2. N Krishna Raju, "Design of Bridges, Oxford and IBH publishing company
3. T R Jagadeesh and M A Jayaram, "Design of bridge structures", Prentice Hall of India

Reference Books:

1. Jain and Jaikrishna, "Plain and Reinforced Concrete", Vol.2., Nem Chand Brothers.
2. Standard specifications and code of practice for road bridges, IRC section I,II, III and IV.
3. "Concrete Bridges", The Concrete Association of India

Course Title: GROUND WATER & HYDRAULICS

[As per Choice Based Credit System (CBCS) scheme]

SEMESTER:VII

Subject Code	**17CV742**	**IA Marks**	**40**
Number of Lecture Hours/Week	**03**	**Exam Marks**	**60**
Total Number of Lecture Hours	**40**	**Exam Hours**	**03**
	CREDITS – 03	**Total Marks-100**	

Course objectives: This course will enable students

- To characterize the properties of ground water and aquifers.
- To quantify the ground water flow.
- To locate occurrence of ground water and augment ground water resources.
- To synthesize ground water development methods.

Module -1

Introduction: Importance, vertical distribution of subsurface water, occurrence in different types of rocks and soils, definitions-aquifers, aquifuge, aquitard, aquiclude, confined and Unconfined aquifers.

L1, L2

Module -2

Fundamentals of Ground Water Flow: Aquifer parameters, specific yield and specific retention, porosity, storage coefficient, derivation of the expression, Darcy's law, hydraulic conductivity, coefficient of permeability and intrinsic permeability, transmissibility, permeability in isotropic, unisotropic layered soils, steady one dimensional flow: cases with recharge.

L2, L3

Module -3

Well Hydraulics: Steady Flow, Radial flow in confined and unconfined aquifers, pumping test Unsteady Flow, General equation, derivation; thesis method, Cooper and Jacob method, Chow's method, solution of unsteady flow equations, leaky aquifers (only introduction), interference of well, image well theory.

L2, L3, L4

Module -4

Ground Water Exploration: Seismic method, electrical resistively method, Geo-physical techniques, electrical logging, radioactive logging, induction logging, sonic and

fluid logging.

L2, L3

Module -5

Ground Water Development: Types of wells, methods of construction, tube well design, dug wells, pumps for lifting water, working principles, power requirement, Conjunctive use, necessity, techniques and economics.

Ground Water Recharge: Artificial recharge, groundwater runoff

L2, L3

Course outcomes: After studying this course, students will be able to:

- Find the characteristics of aquifers.
- Estimate the quantity of ground water by various methods.
- Locate the zones of ground water resources.
- Select particular type of well and augment the ground water storage.

Program Objectives:

3. Engineering knowledge
4. Problem analysis
5. Interpretation of data

Text Books:

1. H.M. Raghunath, "Ground Water", Wiley Eastern Publication, New Delhi.
2. K. Todd, "Ground Water Hydrology", Wiley and Sons, New Delhi.
3. Bower. H., "Ground Water Hydrology" McGraw Hill, New Delhi.

Reference Books:

1. Garg Satya Prakash, "Ground Water and Tube Wells", Oxford and IBH, New Delhi.
2. W. C. Walton, "Ground Water Resources and Evaluation" McGraw Hill, Delhi.
3. Michel, D. M., Khepar, S. D., Sondhi, S. K., "Water Wells and Pumps" McGraw Hill, Delhi.

Course Title: DESIGN CONCEPT OF BUILDING SERVICES

As per Choice Based Credit System (CBCS) scheme]

SEMESTER:VII

Subject Code	**17CV743**	**IA Marks**	**40**
Number of Lecture Hours/Week	**03**	**Exam Marks**	**60**
Total Number of Lecture Hours	**40**	**Exam Hours**	**03**
	CREDITS –03	**Total Marks- 100**	

Course Objectives: This course will enable students to

1. learn the importance of sanitation, domestic water supply, plumbing and fire services
2. Understand the concepts of heat, ventilation and air conditioning
3. Develop technical and practical knowledge in Building Services.

Module -1

Water Supply, Drainage and Solid Waste Disposal:

Water requirements for different types of buildings, simple method of removal of impurities, water saving practices and their potential Service connection from mains, sump and storage tank, types and sizes of pipes, special installation in multistoried buildings. Material, types of fixtures and fitting for a contemporary bathroom– taps – quarter turn, half turn, ceramic, foam flow etc, hot water mixer, hand shower Rainwater harvesting to include roof top harvesting, type of spouts, sizes of rainwater pipes and typical detail of a water harvesting pit

Principles of drainage, surface drainage, shape and sizes of drains and sewers, storm water over flow chambers, methods of laying and construction of sewers

Approaches for solid waste management, Solid wastes collection and removal from buildings. On-site processing and disposal methods

L1,L2

Module -2

Heat Ventilation and Air Conditioning (HVAC):

Behaviour of heat propagation, thermal insulating materials and their co-efficient of thermal conductivity. General methods of thermal insulation: Thermal insulation of roofs, exposed walls. Ventilation: Definition and necessity, system of ventilation. Principles of air conditioning, Air cooling, Different systems of ducting and distribution, Essentials of air-conditioning system.

L1,L2

Module -3

Electrical and Fire Fighting Services:

Electrical systems, Basics of electricity, single/Three phase supply, protective devices in electrical installation, Earthing for safety, Types of earthing, ISI Specifications. Electrical installations in buildings, Types of wires,

Wiring systems and their choice , planning electrical wiring for building, Main and

distribution boards, Principles of illumination,

Classification of buildings based on occupancy, causes of fire and spread of fire, Standard fire, Fire fighting, protection and fire resistance, Firefighting equipment and different methods of fighting fire., means of escape, alarms, etc., Combustibility of materials, Structural elements and fire resistance, Fire escape routes and elements, planning and design. Wet risers, dry risers, sprinklers, heat detector, smoke detectors, fire dampers, fire doors, etc.

Provisions of NBC.

L1,L2,L3

Module -4

Plumbing and Fire Fighting Layout of Simple Buildings:

Application of above studies in preparing layout and details - Plumbing layout of residential and public buildings, Fire fighting layout, Reflected ceiling plan of smoke detectors / sprinklers, etc.

L2,L3

Module -5

Engineering Services: engineering services in a building as a system, Lifts, escalators, cold and hot water systems, waste water systems and electrical systems.
Pumps and Machineries: Reciprocating, Centrifugal, Deep well, Submersible, Automatic pumps, Sewerage pumps, Compressors, Vacuum pump – their selection, installation and maintenance – Hot water boilers – Classification and types of lifts, lift

codes, rules structural provision: escalators, their uses, types and sizes, safety norms to be adopted – Social features required for physically handicapped and elderly, DC/AC motors, Generators,

Building Maintenance: Preventive and protective maintenance, Scheduled and contingency maintenance planning, M.I.S. for building maintenance. Maintenance standards. Economic maintenance decisions.

L1,L2,L3

Course Outcomes: After studying this course, students will be able to:

1. Describe the basics of house plumbing and waste water collection and disposal.
2. Discuss the safety and guidelines with respect to fire safety.
3. Describe the issues with respect to quantity of water, rain water harvesting and roof top harvesting.
4. Understand and implement the requirements of thermal comfort in buildings

Program Objectives:

1. Engineering knowledge
2. Problem analysis
3. Interpretation of data

Reference Books:

- National Building Code
- Charangith shah, Water supply and sanitary engineering, Galgotia publishers.
- Kamala & DL Kanth Rao, Environmental Engineering, Tata McGraw Hill publishing co. Ltd.
- Technical teachers Training Institute (Madras), Environmental Engineering, Tata McGraw Hill publishing Co. Ltd.
- M.David Egan, Concepts in Building Fire Safety.
- O.H.Koenigsberger, "Manual of Tropical Housing and Building", Longman Group United Kingdom
- V.K.Jain, Fire Safety In Building 2edition, New Age International Publishers
- E.G.Butcher, Smoke control in Fire-safety Design.
- E.R.Ambrose, Heat pumps and Electric Heating, John and Wiley and Sons Inc, New York
- Handbook for Building Engineers in Metric systems, NBC, New Delhi

Course Title: STRUCTURAL DYNAMICS

As per Choice Based Credit System (CBCS) scheme]

SEMESTER:VII

Subject Code	**17CV744**	**IA Marks**	**40**
Number of Lecture Hours/Week	**03**	**Exam Marks**	**60**
Total Number of Lecture Hours	**40**	**Exam Hours**	**03**
CREDITS –03		**Total Marks- 100**	

Course Objectives: This course will enable students to;

1. Understand the behaviour of structure especially building to various dynamic loads: such as wind, earthquake, machine vibration and ambient vibration
2. Basic understanding of structural analysis and knowledge of engineering mathematics.
3. Understand response of a single degree of freedom system to dynamic excitation and Vibration Control Techniques.

Module -1

Introduction: Introduction to structural dynamics, brief history of vibration, Basic definitions, vibration of SDOF (Single Degree of Freedom) systems, undamped, Damped, Free vibrations, equivalent viscous damping, Logarithmic decrement

L1,L2

Module -2

Forced vibrations of SDOF system, Response of undamped and damped system subjected to harmonic loading, response to SDOF subject to harmonic base excitation, Duhamel's integral, response to general system of loading, dynamic load factor, response spectrum.

L1,L2,L3

Module -3

Free vibration of MDOF (Multi Degree Freedom System), Natural frequencies, Normal modes, Orthogonality of normal modes, Eigen Values Shear buildings modeled as MDOF systems. Free vibrations, Natural frequencies,

L1,L2,L3

Module -4

Forced vibrations, Motion of shear buildings, Model Superposition Method, Response to shear buildings, Base motion, Harmonic fixed excitation.

Damped motion of shear buildings, Equations for damped shear buildings, uncoupled damped equations, Conditions for damping uncoupled.

L1,L2,L3

Module -5

Dynamic analysis of base stuffiness matrices, Lumped mass and consistent mass formulation, Equations of motion.

L1,L2,L3

Course outcomes: After studying this course, students will be able to:

1. Apply knowledge of mathematics, science, and engineering by developing the equations of motion for vibratory systems and solving for the free and forced response.
2. Basic understanding of fundamental analysis methods for dynamic systems Interpret dynamic analysis results for design, analysis and research purposes
3. Apply structural dynamics theory to earthquake analysis, response, and design of structures

Program Objectives:

1. Engineering knowledge
2. Problem analysis
3. Interpretation of data

Text Books:

- Anil K Chopra, **"Structural Dynamics"**, PHI Publications
- Mukobadhyay, **"Vibrations, Structural Dynamics",** Oxford IBH Publications
- Vinod Husur, **"Earth Quake resistant design of building structures**", WILE EASTERN India Publications

Reference Books:

- V K Mac Subramanian, "Elementary structural dynamics", Danpatra Publications
- Mario Poz, "Structural Dynamics", CBS publications.
- Manik A Selvam, "Structural Dynamics", Danpatra publications

Course Title: URBAN TRANSPORTATION AND PLANNING

As per Choice Based Credit System (CBCS) scheme]

SEMESTER:VII

Subject Code	**17CV751**	**IA Marks**	**40**
Number of Lecture Hours/Week	**03**	**Exam Marks**	**60**
Total Number of Lecture Hours	**40**	**Exam Hours**	**03**
CREDITS –03		**Total Marks- 100**	

Course Objectives: This course will enable students to;

1. Understand and apply basic concepts and methods of urban transportation planning.
2. Apprise about the methods of designing, conducting and administering surveys to provide the data required for transportation planning.
3. Understand the process of developing an organized mathematical modelling approach to solve select urban transportation planning problem.
4. Excel in use of various types of models used for travel forecasting, prediction of future travel patterns.

Module -1

Urban transport planning: Urbanization, urban class groups, transportation problems and identification, impacts of transportation, urban transport system planning process, modeling techniques in planning. Urban mass transportation systems: urban transit problems, travel demand, types of transit systems, public, private, para-transit transport, mass and rapid transit systems, BRTS and Metro rails, capacity, merits and comparison of systems, coordination, types of coordination.

L1,L2,L3

Module -2

Data Collection And Inventories: Collection of data – Organisation of surveys and Analysis, Study Area, Zoning, Types and Sources of Data, Road Side Interviews, Home Interview Surveys, Commercial Vehicle Surveys, Sampling Techniques, Expansion Factors, Accuracy Checks, Use of Secondary Sources, Economic data – Income – Population – Employment – Vehicle Owner Ship.

L1,L2,L3

Module -3

Trip Generation & Distribution: UTPS Approach, Trip Generation Analysis: Zonal Models, Category Analysis, Household Models, Trip Attraction models, Commercial Trip Rates; Trip Distribution by Growth Factor Methods. **Problems on above**

L3,L4

Module -4

Trip Distribution: Gravity Models, Opportunity Models, Time Function Iteration Models. Travel demand modeling: gravity model, opportunity models, Desire line diagram. Modal split analysis. **Problems on above**

L2,L3,L4,L5

Module -5

Traffic Assignment: Diversion Curves; Basic Elements of Transport Networks, Coding, Route Properties, Path Building Criteria, Skimming Tree, All-or-Nothing Assignment, Capacity Restraint Techniques, Reallocation of Assigned Volumes, Equilibrium Assignment. Introduction to land use planning models, land use and transportation interaction.

L2,L3,L4,L5

Course outcomes: After studying this course, students will be able to:

1. Design, conduct and administer surveys to provide the data required for transportation planning.
2. Supervise the process of data collection about travel behavior and analyze the data for use in transport planning.
3. Develop and calibrate modal split, trip generation rates for specific types of land use developments.
4. Adopt the steps that are necessary to complete a long-term transportation plan.

Program Objectives:

1. Engineering knowledge
2. Problem analysis
3. Interpretation of data

Text Books:

- Kadiyali.L.R., 'Traffic Engineering and Transportation Planning', Khanna Publishers, New Delhi.
- Hutchinson, B.G, 'Introduction to Urban System Planning', McGraw Hill.
- Khisty C.J., 'Transportation Engineering – An Introduction' Prentice Hall.
- Papacostas, 'Fundamentals of Transportation Planning', Tata McGraw Hill.

Reference Books:

- Mayer M and Miller E, 'Urban Transportation Planning: A decision oriented Approach', McGraw Hill.
- Bruton M.J., 'Introduction to Transportation Planning', Hutchinson of London.
- Dicky, J.W., 'Metropolitan Transportation Planning', Tata McGraw Hill.

Course Title: PREFABRICATED STRUCTURES

As per Choice Based Credit System (CBCS) scheme]

SEMESTER:VII

Subject Code	**17CV752**	**IA Marks**	**40**
Number of Lecture Hours/Week	**03**	**Exam Marks**	**60**
Total Number of Lecture Hours	**40**	**Exam Hours**	**03**
CREDITS –03		**Total Marks- 100**	

Course objectives: This course will enable students to

1. Understand modular construction, industrialised construction
2. Design prefabricated elements
3. Understand construction methods.

Module -1

Introduction: Need for prefabrication–Principles–Materials–Modular coordination–Standarization–Systems–Production–Transportation–Erection.

L1,L2

Module -2

Prefabricated Components: Behaviour of structural components–Large panel constructions–Construction of roof and floor slabs–Wall panels

–Columns–Shear walls

L1,L2

Module -3

Design Principles: Disuniting of structures-Design of cross section based on efficiency

of material used–Problems in design because of joint flexibility

–Allowance for joint deformation.

L2,L3

Module -4

Joint In Structural Members: Joints for different structural connections–Dimensions and detailing–Design of expansion joints

L1,L2,L3

Module -5

Design For Abnormal Loads: Progressive collapse–Code provisions–Equivalent design loads for considering abnormal effects such as earthquakes, cyclones, etc.,-Importance of avoidance of progressive collapse.

L2,L3

Course Outcomes: After studying this course, students will be able to:

1. Use modular construction, industrialised construction
2. Design prefabricated elements
3. Design some of the prefabricated elements
4. Use the knowledge of the construction methods and prefabricated elements in buildings

Program Objectives:

- Engineering knowledge
- Problem analysis
- Interpretation of data

Text Books:

- CBRI, Building materials and components, India, 1990
- Gerostiza C.Z., Hendrikson C. and Rehat D.R.," Knowledge based process planning for construction and manufacturing", Academic Press Inc., 1994

Reference Books:

- Koncz T.,"Manual of precast concrete construction", Vol.I, II and III, Bauverlag, GMBH,1976.
- "Structural design manual", Precast concrete connection details, Society for the studies in the use of precast concrete, Netherland Betor Verlag, 2009

Course Title: REHABILITATION AND RETROFITTING OF STRUCTURES

As per Choice Based Credit System (CBCS) scheme]

SEMESTER:VII

Subject Code	**17CV753**	**IA Marks**	**40**
Number of Lecture Hours/Week	**03**	**Exam Marks**	**60**
Total Number of Lecture Hours	**40**	**Exam Hours**	**03**
CREDITS –03		**Total Marks- 100**	

Course Objectives: This course will enable students to;

- Investigate the cause of deterioration of concrete structures.
- Strategise different repair and rehabilitation of structures.
- Evaluate the performance of the materials for repair

Module -1

General: Introduction and Definition for Repair, Retrofitting, Strengthening and rehabilitation. Physical and Chemical Causes of deterioration of concrete structures, Evaluation of structural damages to the concrete structural elements due to earthquake.

L1,L2

Module -2

Damage Assessment: Purpose of assessment, Rapid assessment, Investigation of damage, Evaluation of surface and structural cracks, Damage assessment procedure, destructive, non-destructive and semi destructive testing systems

L1,L2

Module -3

Influence on Serviceability and Durability: Effects due to climate, temperature, chemicals, wear and erosion, Design and construction errors, corrosion mechanism, Effects of cover thickness and cracking, methods of corrosion protection, corrosion inhibitors, corrosion resistant steels, coatings, and cathodic protection.

L1,L2,L3

Module -4

Maintenance and Retrofitting Techniques: Definitions: Maintenance, Facts of Maintenance and importance of Maintenance Need for retrofitting, retrofitting of structural members i.e., column and beams by Jacketing technique, Externally bonding(ERB) technique, near surface mounted (NSM) technique, External post-tensioning, Section enlargement and guidelines for seismic rehabilitation of existing building

L1,L2,L3

Module -5

Materials for Repair and Retrofitting: Artificial fibre reinforced polymer like CFRP, GFRP, AFRP and natural fiber like Sisal and Jute. Adhesive like, Epoxy Resin, Special concretes and mortars, concrete chemicals, special elements for accelerated strength gain, Techniques for Repair: Rust eliminators and polymers coating for rebar during repair foamed concrete, mortar and dry pack, vacuum concrete, Gunite and Shot Crete Epoxy injection, Mortar repair for cracks, shoring and underpinning

L1,L2,L3

Course outcomes: After studying this course, students will be able to:

1. Understand the cause of deterioration of concrete structures.
2. Able to assess the damage for different type of structures
3. Summarize the principles of repair and rehabilitation of structures
4. Recognize ideal material for different repair and retrofitting technique

Program Objectives:

- Engineering knowledge
- Problem analysis
- Interpretation of data

Text Books:

1. Sidney, M. Johnson, "Deterioration, Maintenance and Repair of Structures"
2. Denison Campbell, Allen & Harold Roper, "Concrete Structures – Materials, Maintenance and Repair"- Longman Scientific and Technical.

Reference Books:

1. R.T.Allen and S.C. Edwards, "Repair of Concrete Structures"-Blakie and Sons
2. Raiker R.N., "Learning for failure from Deficiencies in Design, Construction and Service"- R&D Center (SDCPL).

Course Title: REINFORCED EARTH STRUCTURES

As per Choice Based Credit System (CBCS) scheme]

SEMESTER:VII

Subject Code	**17CV754**	**IA Marks**	**40**
Number of Lecture Hours/Week	**03**	**Exam Marks**	**60**
Total Number of Lecture Hours	**40**	**Exam Hours**	**03**
CREDITS –03		**Total Marks- 100**	

Course Objectives: This course will enable students to;

1. Create an understanding of the latest technique such as reinforcing the soil;
2. Analyze the concept of RE so as to ascertain stability of RE structures;
3. Understand the different reinforcing materials that can be used efficiently in soils.
4. Understand design concepts of different RE structures including introductory concepts of Foundations resting of RE soil bed.

Module -1

Basics of Reinforced Earth Construction: Definition, Historical Background, Components, Mechanism and Concept, Advantages and Disadvantage of reinforced earth Construction, Sandwich technique for clayey soil.

Geosynthetics and Their Functions: Historical developments, Recent developments, manufacturing process woven &non-woven, Raw materials –Classification based on materials type – Metallic and Non-metallic, Natural and Man-made, Geosynthetics

Properties and Tests on Materials Properties – Physical, Chemical, Mechanical, Hydraulic, Endurance and Degradation requirements, Testing & Evaluation of properties

L1,L2,L3

Module -2

Design of Reinforced Earth Retaining Walls: Concept of Reinforced earth retaining wall, Internal and external stability, Selection of materials, Typical design problems

Soil Nailing Techniques: Concept, Advantages & limitations of soil nailing techniques, comparison of soil nailing with reinforced soil, methods of soil nailing, Construction sequence, Components of system, Design aspects and precautions to be taken

L1,L2,L3,L4

Module -3

Design of Reinforced Earth Foundations: Modes of failure of foundation, Determination of force induced in reinforcement ties – Location of failure surface, tension failure and pull out resistance, length of tie and its curtailment, Bearing capacity improvement in soft soils, General guidelines.

L2,L3,L4

Module -4

Geosynthetics for Roads and Slopes: Roads - Applications to Temporary and Permanent roads, Role of Geosynthetic in enhancing properties of road, control of mud pumping, Enhancing properties of subgrade, Design requirements Slopes – Causes for slope failure, Improvement of slope stability with Geosynthetic, Drainage requirements, Construction technique. Simple Numerical Stability Checking Problems on Reinforced Slopes

L2,L3,L4

Module -5

GEOSYNTHETICS - FILTER, DRAIN AND LANDFILLS: Filter & Drain – Conventional granular filter design criteria, Geosynthetic filter design requirements, Drain and filter properties, Design criteria – soil retention, Geosynthetic permeability, anticlogging, survivability and durability (No Numerical Problems)

Landfills – Typical design of Landfills – Landfill liner & cover, EPA Guidelines, Barrier walls for existing landfills and abandoned dumps (No Numerical Problems)

L2,L3,L4

Course outcomes: After studying this course, students will be able to:

1. identify, formulate reinforced earth techniques that are suitable for different soils and in different structures;
2. understand the laboratory testing concepts of Geosynthetics
3. design RE retaining structures and Soil Nailing concepts
4. Determine the load carrying capacity of Foundations resting on RE soil bed.
5. asses the use of Geosynthetics in drainage requirements and landfill designs

Program Objectives:

- Engineering knowledge
- Problem analysis
- Interpretation of data

Text Books:

1. Koerner. R.M, “Design with Geosynthetics”, Prince Hall Publications
2. Koerner. R.M. & Wesh, J.P, “Construction and Geotechnical Engineering using synthetic fabrics”, Wiley Inter Science, New York,.
3. SivakumarBabu G. L., “An introduction to Soil Reinforcement and Geosynthetics”, Universities Press, Hyderabad
4. Swami Saran, “Reinforced Soil and its Engineering Applications”, I. K. International Pvt. Ltd, New Delhi
5. Venkattappa Rao, G., & Suryanarayana Raju., G. V.S, “Engineering with Geosynthetics”, Tata McGraw Hill publishing Company Limited., New Delhi.

Reference Books:

1. Jones, “Earth reinforcement and Soil structure”, CJEP Butterworths, London
2. Ingold, T.S. & Millar, K.S, “Geotextile Hand Book”, Thomas, Telford, London.
3. Hidetoshi Octial, Shigenori Hayshi& Jen Otani, “Earth Reinforcement Practices”,Vol. I, A.A. Balkema, Rotterdam
4. Bell F.G, “Ground Engineer’s reference Book”, Butterworths, London
5. Ingold, T.S, “Reinforced Earth”, Thomas, Telford, London.
6. Sarsby R W- Editor, “Geosynthetics in Civil Engineering”, Woodhead Publishing Ltd & CRC Press, 2007

Course Title: ENVIRONMENTAL ENGINEERING LABORATORY

As per Choice Based Credit System (CBCS) scheme

SEMESTER:VII

Subject Code	**17CVL76**	**IA Marks**	**40**
Number of Lecture Hours/Week	**1I+2P**	**Exam Marks**	**60**
Total Number of Lecture Hours	**40**	**Exam Hours**	**03**
	CREDITS –02	**Total Marks- 100**	

Course objectives: This course will enable students,

1. To learn different methods of water & waste water quality
2. To conduct experiments to determine the concentrations of water and waste water
3. To determine the degree and type of treatment
4. To understand the environmental significance and application in environmental engineering practice

Revised Bloom's Taxonomy (RBT) Level **L1,L2,L3**

1. Determination of pH, Acidity and Alkalinity
2. Determination of Calcium, Magnesium and Total Hardness.
3. Determination of Dissolved Oxygen.
4. Determination of BOD.
5. Determination of Chlorides
6. Determination of percentage of available chlorine in bleaching powder,
7. Determination of Residual Chlorine
8. Determination of Solids in Sewage:
   I) Total Solids,
   II) Suspended Solids,
   III) Dissolved Solids,
   IV) Volatile Solids, Fixed Solids,
   V) Settle able Solids.
9. Determination of Turbidity by Nephelometer
10. Determination of Optimum Dosage of Alum using Jar test apparatus.
11. Determination of sodium and potassium using flame photometer.
12. Determination Nitrates by spectrophotometer.
13. Determination of Iron & Manganese.
14. Determination of COD. (Demonstration)
15. Air Quality Monitoring (Ambient, stack monitoring , Indoor air pollution) (Demonstration)
16. Determination of Sound by Sound level meter at different location(Demonstration)

Course Outcomes: After studying this course, students will be able to:

1. Acquire capability to conduct experiments and estimate the concentration of different parameters.
2. Compare the result with standards and discuss based on the purpose of analysis.

3. Determine type of treatment, degree of treatment for water and waste water.
4. Identify the parameter to be analyzed for the student project work in environmental stream.

Program Objectives:

1. Evaluation of the test results and assesses the impact on water and waste water treatment.
2. Train student to undertake student project work in 8th semester in the field of environmental engineering.

Question paper pattern:

1. Two experiments shall be asked from the above set
2. One experiment to be conducted and for the other student should write detailed procedure.

Reference Books:

1. Lab Manual, ISO 14001 Environmental Management, Regulatory Standards for Drinking Water and Sewage disposal
2. Clair Sawyer and Perry McCarty and Gene Parkin, "Chemistry for Environmental Engineering and Science" , McGraw-Hill Series in Civil and Environmental Engineering

Course Title: COMPUTER AIDED DETAILING OF STRUCTURES

As per Choice Based Credit System (CBCS) scheme]

SEMESTER:VII

Subject Code	**17CVL77**	**IA Marks**	**40**
Number of Lecture Hours/Week	**03 (1I+2D)**	**Exam Marks**	**60**
Total Number of Lecture Hours	**40**	**Exam Hours**	**03**
	CREDITS –02	**Total Marks- 100**	

Course objectives: This course will enable students to

- Be aware of the Scale Factors, Sections of drawings,
- Draft the detailing of RC and Steel Structural member.

RBT LEVEL **L1,L2,L3**

Module -1 Detailing of RCC Structures

- Beams – Simply supported, Cantilever and Continuous.
- Slab – One way, Two way and One-way continuous.
- Staircase – Doglegged
- Cantilever Retaining wall
- Counter Fort Retaining wall
- Circular Water Tank, Rectangular Water Tank.

Module -2 Detailing of Steel Structures

1. Connections – Beam to beam, Beam to Column by Bolted and Welded Connections.
2. Built-up Columns with lacings and battens
3. Column bases and Gusseted bases with bolted and welded connections.
4. Roof Truss – Welded and Bolted
5. Beams with Bolted and Welded
6. Gantry Girder

Course outcomes: After studying this course, students will be able to:

4. Prepare detailed working drawings

Program Objectives:

- Engineering knowledge
- Problem analysis
- Interpretation of data

Question paper pattern:

1. Two questions shall be asked from each Module.
2. One full question should be answered from each Module.
3. Each question carries 40 marks.

Text Books:

1. N Krishna Raju, "Structural Design and Drawing of Reinforced Concrete and Steel", University Press
2. Krishna Murthy, "Structural Design and Drawing – Concrete Structures", CBS Publishers, New Delhi

Reference Books:

1. SP 34: Handbook on Concrete Reinforcement and Detailing, Bureau of Indian Standards
2. IS 13920:2016,Ductile Design And Detailing Of Reinforced Concrete Structures Subjected To Seismic Forces - Code Of Practice, Bureau of Indian Standard

VISVESVARAYA TECHNOLOGICAL UNIVERSITY, BELGAUM
CHOICE BASED CREDIT SYSTEM (CBCS)
CIVIL ENGINEERING BOARD
BE-CBCS SYLLABUS 2017-18 Scheme

8th Semester

Course Title: QUANTITY SURVEYING AND CONTRACTS MANAGEMENT
As per Choice Based Credit System (CBCS) scheme
SEMESTER:VIII

Subject Code	**17CV81**	**IA Marks**	**40**
Number of Lecture Hours/Week	**04**	**Exam Marks**	**60**
Total Number of Lecture Hours	**50**	**Exam Hours**	**03**
	CREDITS –04	**Total Marks- 100**	

Course objectives: This course will enable students to;

1. Estimate the quantities of work, develop the bill of quantities and arrive at the Cost of civil engineering Project
2. Understand and apply the concept of Valuation for Properties
3. Understand, Apply and Create the Tender and Contract document.

Module -1

Quantity Estimation for Building; study of various drawing attached with estimates, important terms, units of measurements, abstract, Types of estimates - Approximate, detailed, supplementary and revised, Estimation of building - Short wall and long wall method - centre line method.

Estimate of R.C.C structures including Slab, beam, column, footings, with bar bending schedule.

L2,L3

Module -2

Estimate of Steel truss, manhole and septic tanks.

Quantity Estimation for Roads: Road estimation, earthwork fully in banking, cutting, partly cutting and partly Filling, Detailed estimate and cost analysis for roads.

L1,L2,L3

Module -3

Specification for Civil Engineering Works: Objective of writing specifications essentials in specifications, general and detail specifications of different items of works in buildings,

Analysis of Rates : Factors Affecting Cost of Civil Works , Concept of Direct Cost , Indirect Cost and Project Cost

Rate analysis and preparation of bills, Data analysis of rates for various items of Works, Sub-structure components, Rate analysis for R.C.C. slabs, columns and beams.

L1,L2,L3

Module-4

Contract Management-Tender and its Process: Invitation to tender, Prequalification, administrative approval & Technical sanction. Bid submission and Evaluation process. Contract Formulation: covering Award of contract, letter of intent, letter of acceptance and notice to proceed. Features / elements of standard Tender document (source: PWD / CPWD / International Competitive Bidding – NHAI / NHEPC / NPC).

Law of Contract as per Indian Contract act 1872 , Types of Contract, Entire contract, Lump sum contract, Item rate, % rate, Cost plus with Target, Labour, EPC and BOT, Sub Contracting.

Contract Forms : FIDIC contract Forms , CPWD , NHAI , NTPC , NHEPC

L1,L2,L3

Module -5

Contract Management-Post award : Basic understanding on definitions, Performance security, Mobilization and equipment advances, Secured Advance, Suspension of work, Time limit for completion, Liquidated damages and bonus, measurement and payment, additions and alterations or variations and deviations, breach of contract, Escalation, settlement of account or final payment, claims, Delay's and Compensation, Disputes & its resolution mechanism, Contract management and administration

Valuation: Definitions of terms used in valuation process, Cost, Estimate, Value and its relationship, Capitalized value. Concept of supply and demand in respect to properties (land , building , facilities'), freehold and lease hold , Sinking fund, depreciation–methods of estimating depreciation, Outgoings, Process and methods of valuation : Rent fixation,

valuation for mortgage, valuation of land.

L1,L2,L3

Course outcomes: After studying this course, students will be able to:

1. Prepare detailed and abstract estimates for roads and building.
2. Prepare valuation reports of buildings.
3. Interpret Contract document's of domestic and international construction works

Program Objectives:

- Engineering knowledge
- Problem analysis
- Interpretation of data

Text Books:

1. Datta B.N., "Estimating and costing", UBSPD Publishing House, New Delhi
2. B.S. Patil, " Civil Engineering Contracts and Estimates", Universities Press
3. M. Chakraborthi; "Estimation, Costing and Specifications", Laxmi Publications
4. MORTH Specification for Roads and Bridge Works – IRC New Delhi

Reference Books:

1. Kohli D.D and Kohli R.C, " Estimating and Costing",12 th Edition, S.Chand Publishers, 2014.
2. Vazirani V.N and Chandola S.P, " Estimating and costing", Khanna Publishers, 2015.
3. Rangwala, C. "Estimating, Costing and Valuation", Charotar Publishing House Pvt. Ltd., 2015.
4. Duncan Cartlidge , "Quantity Surveyor's Pocket Book", Routledge Publishers, 2012.
5. Martin Brook, "Estimating and Tendering for Construction Work", A Butterworth-Heinemann publishers, 2008.
6. Robert L Peurifoy , Garold D. Oberlender , " Estimating Construction Costs" – 5ed , Tata McGraw-Hill , New Delhi
7. David Pratt , " Fundamentals of Construction Estimating" – 3ed ,
8. PWD Data Book ,CPWD Schedule of Rates (SoR). and NH SoR – Karnataka
9. FIDIC Contract forms
10. B.S. Ramaswamy " Contracts and their Management" 3ed , Lexis Nexis (a division of Reed Elsevier India Pvt Ltd)

Course Title: DESIGN OF PRE STRESSED CONCRETE ELEMENTS As per Choice Based Credit System (CBCS) scheme] SEMESTER:VIII			
Subject Code	**17CV82**	**IA Marks**	**40**
Number of Lecture Hours/Week	**04**	**Exam Marks**	**60**
Total Number of Lecture Hours	**50**	**Exam Hours**	**03**
CREDITS –04		**Total Marks- 100**	

Course objectives: This course will enable students to learn Design of Pre Stressed Concrete Elements

Module -1

Introduction and Analysis of Members: Concept of Prestressing - Types of Prestressing - Advantages - Limitations –Prestressing systems - Anchoring devices - Materials - Mechanical Properties of high strength concrete - high strength steel - Stress-Strain curve for High strength concrete.
Analysis of members at transfer - Stress concept - Comparison of behavior of reinforced concrete - prestressed concrete - Force concept - Load balancing concept - Kern point - Pressure line.

L1,L2

Module -2

Losses in Prestress: Loss of Prestress due to Elastic shortening, Friction, Anchorage slip, Creep of concrete, Shrinkage of concrete and Relaxation of steel - Total Loss.
Deflection and Crack Width Calculations of Deflection due to gravity loads - Deflection due to prestressing force -Total deflection - Limits of deflection - Limits of span-to-effective depth ratio -Calculation of Crack Width - Limits of crack width.

L1,L2

Module -3

Design of Sections for Flexure: Analysis of members at ultimate strength - Preliminary Design - Final Design for Type 1members

L1,L2,L3

Module -4

Design for Shear: Analysis for shear - Components of shear resistance - Modes of Failure - Limit State of collapse for shear - Design of transverse reinforcement.

L1,L2,L3

Module -5

Composite Sections: Types of composite construction - Analysis of composite sections - Deflection –Flexural and shear strength of composite sections.

L1,L2,L3

Course outcomes: After studying this course, students will be able to:

- Understand the requirement of PSC members for present scenario.
- Analyse the stresses encountered in PSC element during transfer and at working.
- Understand the effectiveness of the design of PSC after studying losses
- Capable of analyzing the PSC element and finding its efficiency.
- Design PSC beam for different requirements.

Course Title: EARTHQUAKE ENGINEERING
As per Choice Based Credit System (CBCS) scheme]
SEMESTER:VIII

Subject Code	**17CV831**	**IA Marks**	**40**
Number of Lecture Hours/Week	**03**	**Exam Marks**	**60**
Total Number of Lecture Hours	**40**	**Exam Hours**	**03**
	CREDITS –03	**Total Marks-**	**100**

Course Objectives: This course will enable students to learn about

1. Fundamentals of engineering seismology
2. Irregularities in building which are detrimental to its earthquake performance
3. Different methods of computation seismic lateral forces for framed and masonry structures
4. Earthquake resistant design requirements for RCC and Masonry structures
5. Relevant clauses of IS codes of practice pertinent to earthquake resistant design of structures

Module -1

Engineering Seismology: Terminologies (Focus, Focal depth, Epicenter, etc.); Causes of Earthquakes; Theory of plate tectonics; Types and characteristics faults; Classification of Earthquakes; Major past earthquakes and their consequences; Types and characteristics of seismic waves; Magnitude and intensity of earthquakes; local site effects; Earthquake ground motion characteristics: Amplitude, frequency and duration; Seismic zoning map of India; (Problems on computation of wave velocities. Location of epicenter, Magnitude of earthquake)

L1,L2,L3

Module -2

Response Spectrum: Basics of structural dynamics; Free and forced vibration of SDOF system; Effect of frequency of input motion and Resonance; Numerical evaluation of response of SDOF system (Linear acceleration method), Earthquake Response spectrum: Definition, construction, Characteristics and application; Elastic design spectrum.

L1,L2,L3

Module -3

Seismic Performance of Buildings and Over View of IS-1893 (Part-1): Types of damages to building observed during past earthquakes; Plan irregularities; mass irregularity; stiffness irregularity; Concept of soft and weak storey; Torsional irregularity and its consequences; configuration problems; continuous load path; Architectural aspects of earthquake resistant buildings; Lateral load resistant systems. Seismic design philosophy; Structural modeling; Code based seismic design methods.

L1,L2,L3

Module -4

Determination of Design Lateral Forces: Equivalent lateral force procedure and dynamic analysis procedure. Step by step procedures for seismic analysis of RC buildings using Equivalent static lateral force method and response spectrum methods (maximum of 4 storeys and without infill walls).

L2,L3,L4

Module -5

Earthquake Resistant Analysis and Design of RC Buildings: Typical failures of RC frame structures, Ductility in Reinforced Concrete, Design of Ductile Reinforced Concrete Beams, Seismic Design of Ductile Reinforced Concrete column, Concept of weak beam-strong column, Detailing of Beam-Column Joints to enhance ductility, Detailing as per IS-13920. Retrofitting of RC buildings

Earthquake Resistant Design of Masonry Buildings: Performance of Unreinforced, Reinforced, Infill Masonry Walls, Box Action, Lintel and sill Bands, elastic properties of structural masonry, lateral load analysis, Recommendations for Improving performance of Masonry Buildings during earthquakes; Retrofitting of Masonry buildings.

L2,L3,L4

Course outcomes: After studying this course, students will be able to:

1. Acquire basic knowledge of engineering seismology
2. Develop response spectra for a given earthquake time history and its implementation to estimate response of a given structure.
3. Understanding of causes and types of damages to civil engineering structures during different earthquake scenarios
4. Analyze multi-storied structures modeled as shear frames and determine lateral force distribution due to earthquake input motion using IS-1893 procedures.
5. Comprehend planning and design requirements of earthquake resistant features of RCC and Masonry structures thorough exposure to different IS-codes of practices.

Program Objectives:

1. Engineering knowledge
2. Problem analysis
3. Interpretation of data

Text Books:

- Pankaj Agarwal and Manish Shrikande, "Earthquake resistant design of structures", PHI India.
- S.K. Duggal, "Earthquake Resistant Design of Structures", Oxford University Press
- Anil K. Chopra, "Dynamics of Structures: Theory and Applications to Earthquake Engineering", Pearson Education, Inc.
- T. K. Datta, "Seismic Analysis of Structures", John Wiley & Sons (Asia) Ltd.

Reference Books:

1. David Dowrick, "Earthquake resistant design and risk reduction", John Wiley and Sons Ltd.
2. C. V. R. Murty, Rupen Goswami, A. R. Vijayanarayanan & Vipul V. Mehta, "Some Concepts in Earthquake Behaviour of Buildings", Published by Gujarat State Disaster Management Authority, Government of Gujarat.
3. IS-13920 – 2016, Ductile Detailing of Reinforced Concrete Structures Subjected to Seismic Forces, BIS, New Delhi
4. IS-1893 – 2016, Indian Standard Criteria for Earthquake Resistant Design of Structures, Part-1, BIS, New Delhi
5. IS- 4326 – 2013, Earthquake Resistant Design and Construction of Buildings, BIS, New Delhi.
6. IS-13828 – 1993, Indian Standard Guidelines for Improving Earthquake Resistance of Low Strength Masonry Buildings, BIS, New Delhi.
7. IS-3935 – 1993, Repair and Seismic Strengthening of Buildings-Guidelines, BIS, New Delhi.

Course Title: HYDRAULIC STRUCTURES
[As per Choice Based Credit System (CBCS) scheme]
SEMESTER:VIII

Subject Code	**17CV832**	**IA Marks**	**40**
Number of Lecture Hours/Week	**03**	**Exam Marks**	**60**
Total Number of Lecture Hours	**40**	**Exam Hours**	**03**
CREDITS – 03		**Total Marks-100**	

Course objectives: This course will enable students to;

- Analyze and design gravity dams.
- Find the cross-section of earth dam and estimate the seepage loss.
- Design spillways and aprons for diversion works.
- Design CD works and chose appropriate canal regulation works.

Module -1

Gravity Dams: Introduction, forces acting on dam, cause of failure, design principles, principal and shear stresses. Elementary profile and practical profile of a gravity dam. Drainage galleries.

L2, L3

Module -2

Earth Dams: Introduction, causes of failure of earth dams, preliminary section, Determination of parametric line by Casagrande's method. Estimation of seepage.

L2, L3

Module -3

Spillways: Types, Design of Ogee spillway, Upstream and downstream profiles, Energy dissipation devices.

Diversion Head works: Design of aprons- Bligh's and Koshla's theory, Simple Problems

L2, L3, L4

Module -4

Cross Drainage Works: Introduction, Type of C.D works, Design considerations for C.D works. Transition formula design of protection works, Design of only aqueduct.

L2, L3

Module -5

Canal Regulation Works: Introduction, Function of a regulator.

Canal falls: Necessity and types.

Canal outlets: Necessity and types.

L2, L3

Course outcomes: After studying this course, students will be able to:

- Check the stability of gravity dams and design the dam.
- Estimate the quantity of seepage through earth dams.
- Design spillways and aprons for various diversion works.
- Select particular type of canal regulation work for canal network.

Program Objectives:

1. Engineering knowledge
2. Problem analysis
3. Interpretation of data

Text Books:

1. S. K. Garg, "Irrigation Engineering and Hydraulic Structures", Khanna Publishers, New Delhi.
2. Punmia and PandeyLal, "Irrigation and Water Power Engineering" Lakshmi Publications, New Delhi.
3. K. R. Arora. "Irrigation, Water Power and Water Resources Engineering" Standard

Publications, New Delhi.

Reference Books:

1. R. K. Sharma, “Text Book of Irrigation Engineering and Hydraulic Structures”, Oxford and IBH, New Delhi.
2. P. N. Modi, “Irrigation, Water Resources and Water Power”, Standard Book House, New Delhi.

Course Title: PAVEMENT DESIGN
As per Choice Based Credit System (CBCS) scheme]
SEMESTER:VIII

Subject Code	**17CV833**	**IA Marks**	**40**
Number of Lecture Hours/Week	**03**	**Exam Marks**	**60**
Total Number of Lecture Hours	**40**	**Exam Hours**	**03**
	CREDITS –03	**Total Marks-**	**100**

Course objectives: This course will enable students to

1. Gain knowledge about the process of collecting data required for design, factors affecting pavement design, and maintenance of pavement.
2. Excel in the path of analysis of stress, strain and deflection in pavement.
3. Understand design concepts of flexible pavement by various methods (CBR, IRC 37-2001, Mcleods, Kansas) and also the same of rigid pavement by IRC 58-2002
4. Understand the various causes leading to failure of pavement and remedies for the same.
5. Develop skills to perform functional and structural evaluation of pavement by suitable methods.

Module -1

Introduction: Desirable characteristics of pavement, Types and components, Difference between Highway pavement and Air field pavement, Design strategies of variables, Functions of sub grade, sub base, Base course, surface course, comparison between Rigid and flexible pavement

Fundamentals of Design of Pavements: Stresses and deflections, Principle, Assumptions and Limitations of Boussinesq's theory, Burmister theory and problems on above

L2, L3,L4

Module -2

Design Factors: Design wheel load, contact pressure, Design life, Traffic factors, climatic factors, Road geometry, Subgrade strength and drainage, ESWL concept Determination of ESWL by equivalent deflection criteria, Stress criteria, EWL concept, and problems on above.

Flexible pavement Design: Assumptions, Mcleod Method, Kansas method, CBR method, IRC Method (old), CSA method using IRC-37-2001, problems on above

L5,L6

Module -3

Flexible Pavement Failures, Maintenance and Evaluation: Types of failures, Causes, Remedial/Maintenance measures in flexible pavements, Functional Evaluation by Visual inspection and unevenness measurements, Structural evaluation by Benkleman beam deflection method, Falling weight deflectometer, GPR method. Design factors for runway pavements, Design methods for

Airfield pavement and problems on above

L4,L5

Module -4

Stresses in Rigid Pavement : Types of stress, Analysis of Stresses, Westergaard's Analysis, Modified Westergaard equations, Critical stresses, Wheel load stresses, Warping stress, Frictional stress, combined stresses (using chart / equations), problems on above

Design of Rigid Pavement: Design of CC pavement by IRC: 58-2002 for dual and Tandem axle load, Reinforcement in slabs, Design of Dowel bars, Design of Tie bars, Design factors for Runway pavements, Design methods for airfield pavements, problems of the above

L4,L5,L6

Module -5

Rigid Pavement Failures, Maintenance and Evaluation: Types of failures, causes, remedial/maintenance measures in rigid pavements, Functional evaluation by Visual inspection and unevenness measurements, wheel load and its repetition, properties of subgrade, properties of concrete. External conditions, joints, Reinforcement, Requirements of joints, Types of joints, Expansion joint, contraction joint, warping joint, construction joint, longitudinal joint, Design of joints

L4,L5

Course outcomes: After studying this course, students will be able to:

1. Systematically generate and compile required data's for design of pavement (Highway & Airfield).
2. Analyze stress, strain and deflection by boussinesq's, burmister's and westergaard's theory.
3. Design rigid pavement and flexible pavement conforming to IRC58-2002 and IRC37-2001.
4. Evaluate the performance of the pavement and also develops maintenance statement based on site specific requirements.

Program Objectives:

- Engineering knowledge
- Problem analysis
- Interpretation of data

Text Books:

1. S K Khanna, C E G Justo, and A Veeraragavan, "Highway Engineering", Nem Chand & Brothers
2. L.R.Kadiyali and Dr.N.B.Lal, " Principles and Practices of Highway Engineering", Khanna publishers
3. Yang H. Huang , "Pavement Analysis and Design", University of Kentucky

Reference Books:

1. Yoder & wit zorac , "Principles of pavement design", John Wiley & Sons.
2. Subha Rao, "Principles of Pavement Design".
3. R Srinivasa Kumar, "Pavement Design" , University Press.
4. Relevant recent IRC codes

Course Title: ADVANCED FOUNDATION DESIGN
As per Choice Based Credit System (CBCS) scheme]
SEMESTER:VIII

Subject Code	**17CV834**	**IA Marks**	**40**
Number of Lecture Hours/Week	**03**	**Exam Marks**	**60**
Total Number of Lecture Hours	**40**	**Exam Hours**	**03**
	CREDITS –03	**Total Marks-**	**100**

Course objectives: This course will enable students to

1. Gain knowledge of about advanced topics of foundation design and analyses, supplementing their comprehensive knowledge acquired in basic foundation engineering course (15CV53)
2. Develop profound understanding of shallow and deep foundation analyses
3. Develop understanding of choice of foundation design parameters
4. Learn about cause and effect of dynamic loads on foundation

Module -1

General bearing capacity equation – Terzaghi's, Brinch Hansen's and Mayerhof's analyses, bearing capacity of footings according to BIS, eccentrically loaded footing, footing on layered soil, Settlement of shallow Foundations: Immediate, consolidation, & differential settlements. Principles of design of footing, Proportioning of footings for equal settlement.

L1,L2

Module -2

Design of combined footings by Rigid method, Combined footings (rectangular & trapezoidal), strap footings. Types of rafts, bearing capacity & settlements of raft foundation, Design of raft foundation – Conventional rigid method, Elastic methods, Coefficient of sub-grade reaction, IS code (IS-2950) procedure

L2,L3

Module -3

Introduction Necessity of pile foundations, Classification, Load bearing capacity of single pile by Static formula, Dynamic formula, Pile load test and Penetration tests. Introduction, Pile groups, group action of piles in sand and clay, group efficiency of piles, settlement of piles, negative skin friction, laterally loaded piles and under reamed piles.

L1,L2,L3

Module -4

Well Foundations: Introduction, Different shapes and characteristics of wells. Components of well foundation. Forces acting on well foundation. Sinking of wells. Causes and remedies of tilts and shifts.

Drilled Piers & Caissons: Introduction, construction, advantages and disadvantages of drilled piers. Design of open, pneumatic and floating caissons. Advantages and disadvantages of floating caissons.

L1,L2,L3

Module -5

Machine Foundations: Introduction, free and forced vibrations, Types of Machine foundations, degrees of freedom of a block foundation, general criteria for design of machine foundation, vibration analysis of a machine foundation, determination of natural frequency, vibration isolation and control.

L1,L2,L3

Course outcomes: After studying this course, students will be able to:

4. Estimate the size of isolated and combined foundations to satisfy bearing capacity and settlement criteria.
5. Estimate the load carrying capacity and settlement of single piles and pile groups including laterally loaded piles
6. Understand the basics of analysis and design principles of well foundation, drilled piers and caissons
7. Understand basics of analysis and design principles of machine foundations

Program Objectives:

- Engineering knowledge
- Problem analysis
- Interpretation of data

Text Books:

1. Punmia B.C., "Soil Mechanics and Foundation Engineering", Laxmi Publications Co., India
2. Donald P. Coduto, "Geotechnical Engineering Principles & Practices", Prentice-hall of India Ltd, India
3. Murthy V.N.S., "Geotechnical Engineering: Principles and Practices of Soil Mechanics and Foundation Engineering", CRC Press, New York.

Reference Books:

1. Bowles J.E., "Foundation Analysis and Design", McGraw Hill Pub. Co. New York.
2. Swami Saran, "Analysis and Design of Substructures", Oxford & IBH Pub. Co. Pvt. Ltd., India
3. R.B. Peck, W.E. Hanson & T.H. Thornburn, "Foundation Engineering", Wiley Eastern Ltd., India
4. Braja, M. Das, "Principles of Geotechnical Engineering", Cengage Learning, India
5. Bureau of Indian Standards: IS-1904, IS-6403, IS-8009, IS-2950, IS-2911 and all other relevant codes.

Course Title: INTERNSHIP /PROFESSIONAL PRACTICE As per Choice Based Credit System (CBCS) scheme] SEMESTER:VIII			
Subject Code	**17CV84**	**IA Marks**	**50**
Number of Lecture Hours/Week	**Industry Oriented**	**Exam Marks**	**50**
Total Number of Lecture Hours	**Industry Oriented**	**Exam Hours**	**03**
	CREDITS –02	**Total Marks- 100**	

Course objectives: This course will enable students to get the field exposure and experience

Note: Internship /Professional Practice:

1. This shall be carried out by students in industry set-up related to the construction/ materials testing laboratories/research organizations/project management consulting firms/QS and QA organizations/ planning and design offices/Professional organisations like ACCE/ICI/INSTRUCT/RMCMA/QCI, PMI, CIDC etc. and other avenues related to the civil engineering domain in consultation and approval of internship guide/HOD /internship committees of the institutions.
2. The professional certification programs like ACCE(I)- SMP, ICI-BMTPC certifications, NSTRUCT-certifications, CIDC certifications, RMC-QCI's RMCPCS Certification Programs, RMCMA-NRMCA'S Concrete Technologist India(CTI) programs and such similar programs by professional bodies with adequate industry exposures at sites/RMC plants can be considered as Internship /Professional Practice with due approvals from the guide/HOD /internship committees of the institutions
3. The industry/organisation should issue certificates of internship offer and its completion. The offer letter should clearly have the nature of work to be done by the student and the supervisor's name and duration of internship.
4. The student shall make a midterm and final presentation of the activities undertaken during the first 6 weeks and at the end of 12th week of internship respectively, to a panel comprising internship guide, a senior faculty from the department and head of the department. Each student should submit the internship report at the end of semester with internship certificate.
5. Viva-Voce examination shall be conducted by a panel of examiners consisting of internship supervisor from industry or industry professional approved by university and internship guide from the institute.
6. The College shall facilitate and monitor the student internship program.
7. The internship should be completed during vacation after VI and VII semesters.

B.E: Electronics & Communication Engineering

Program Outcomes (POs)

At the end of the B.E program, students are expected to have developed the following outcomes.

1. **Engineering Knowledge:** Apply the knowledge of mathematics, science, engineering fundamentals, and an engineering specialisation to the solution of complex engineering problems.
2. **Problem analysis:** Identify, formulate, research literature, and analyse complex engineering problems reaching substantiated conclusions using first principles of mathematics, natural sciences, and engineering sciences.
3. **Design/development of solutions:** Design solutions for complex engineering problems and design system components or processes that meet the specified needs with appropriate consideration for the public health and safety, and the cultural, societal, and environmental considerations.
4. **Conduct investigations of complex problems:** Use research-based knowledge and research methods including design of experiments, analysis and interpretation of data, and synthesis of the information to provide valid conclusions.
5. **Modern Tool Usage:** Create, select, and apply appropriate techniques, resources, and modern engineering and IT tools including prediction and modelling to complex engineering activities with an understanding of the limitations.
6. **The Engineer and Society:** Apply reasoning informed by the contextual knowledge to assess societal, health, safety, legal, and cultural issues and the consequent responsibilities relevant to the professional engineering practice.
7. **Environment and Sustainability:** Understand the impact of the professional engineering solutions in societal and environmental contexts, and demonstrate the knowledge of need for sustainable development.
8. **Ethics :** Apply ethical principles and commit to professional ethics and responsibilities and norms of the engineering practice.
9. **Individual and Team Work:** Function effectively as an individual, and as a member or leader in diverse teams, and in multidisciplinary settings.
10. **Communication:** Communicate effectively on complex engineering activities with the engineering community and with society at large, such as, being able to comprehend and write effective reports and design documentation, make effective presentations, and give and receive clear instructions.
11. **Project Management and Finance:** Demonstrate knowledge and understanding of the engineering and management principles and apply these to one's own work, as a member and leader in a team, to manage projects and in multidisciplinary environments.
12. **Life-long learning:** Recognise the need for, and have the preparation and ability to engage in independent and life-long learning in the broadest context of technological change

Program Specific Outcomes (PSOs)

At the end of the B.E Electronics & Communication Engineering program, students are expected to have developed the following program specific outcomes.

PSO1: Specify, design, build and test analog, digital and embedded systems for signal processing

PSO2: Understand and architect wired and wireless analog and digital communication systems as per specifications, and determine their performance.

Note

1. The Course Outcomes and RBT levels indicated for each course in the syllabus are indicative/suggestive. The faculty can set them appropriately according to their lesson plan.

2. The Question Paper format for the theory courses is as follows:

Question Paper Pattern for Theory Courses (2017 Scheme):

- The question paper will have TEN questions.
- Each full question carries 20 marks.
- There will be two full questions (with a maximum of Four sub questions) from each module.
- Each full question will have sub questions covering all the topics under a module.
- Students will have to answer 5 full questions, selecting one full question from each module.

SCHEME OF TEACHING AND EXAMINATION
B.E Electronics & Communication Engineering / Telecommunication Engineering
(Common to Electronics & Communication and Telecommunication Engineering)

III SEMESTER

Sl. No	Course Code	Title	Teaching Department	Teaching Hours /Week		Examination				Credits
				Theory	Practical/ Drawing	Duration in hours	SEE Marks	CIE Marks	Total Marks	
1	17MAT31	Engineering Mathematics –III*	Maths	04		03	60	40	100	4
2	17EC32	Electronic Instrumentation	EC	03		03	60	40	100	3
3	17EC33	Analog Electronics	EC	04		03	60	40	100	4
4	17EC34	Digital Electronics	EC	04		03	60	40	100	4
5	17EC35	Network Analysis	EC	04		03	60	40	100	4
6	17EC36	Engineering Electromagnetics	EC	04		03	60	40	100	4
7	17ECL37	Analog Electronics Lab	EC	01-Hour Instruction 02-Hour Practical		03	60	40	100	2
8	17ECL38	Digital Electronics Lab	EC	01-Hour Instruction 02-Hour Practical		03	60	40	100	2
9	17KL/CPH39/49	Kannada/Constitution of India, Professional Ethics and Human Rights	Humanities	01		01	30	20	50	01
TOTAL				**Theory: 24hours Practical: 06 hours**		**25**	**510**	**340**	**850**	**28**

1.Kannada/Constitution of India, Professional Ethics and Human Rights: 50 % of the programs of the Institution have to teach Kannada/Constitution of India, Professional Ethics and Human Rights in cycle based concept during III and IV semesters.

2. Audit Course:
(i) *All lateral entry students (except B.Sc candidates) have to register for Additional Mathematics – I, which is 03 contact hours per week.

1	17MATDIP31	Additional Mathematics –I	Maths	03		03	60	--	60	--

(ii) Language English (Audit Course) be compulsorily studied by all lateral entry students (except B.Sc candidates)

B.E Electronics & Communication Engineering / Telecommunication Engineering
(Common to Electronics & Communication and Telecommunication Engineering)

IV SEMESTER

Sl. No	Course Code	Title	Teaching Department	Teaching Hours /Week		Examination				Credits
				Theory	Practical/ Drawing	Duration in hours	SEE Marks	CIE Marks	Total Marks	
1	17MAT41	Engineering Mathematics –IV*	Maths	04		03	60	40	100	4
2	17EC42	Signals and Systems	EC	04		03	60	40	100	4
3	17EC43	Control Systems	EC	04		03	60	40	100	4
4	17EC44	Principles of Communication Systems	EC	04		03	60	40	100	4
5	17EC45	Linear Integrated Circuits	EC	04		03	60	40	100	4
6	17EC46	Microprocessor	EC	03		03	60	40	100	3
7	17ECL47	Microprocessor Lab	EC	01-Hour Instruction 02-Hour Practical		03	60	40	100	2
8	17ECL48	Linear ICs and Communication Lab	EC	01-Hour Instruction 02-Hour Practical		03	60	40	100	2
9	17KL/CPH39/49	Kannada/Constitution of India, Professional Ethics and Human Rights	Humanities	01		01	30	20	50	01
TOTAL				**Theory: 24hours Practical: 06 hours**		**25**	**510**	**340**	**850**	**28**

1. Kannada/Constitution of India, Professional Ethics and Human Rights: 50 % of the programs of the Institution have to teach Kannada/Constitution of India, Professional Ethics and Human Rights in cycle based concept during III and IV semesters.

2.Audit Course:
(i) *All lateral entry students (except B.Sc candidates) have to register for Additional Mathematics – II, which is 03 contact hours per week.

1	17MATDIP41	Additional Mathematics –II	Maths	03		03	60	--	60	--

(ii) Language English (Audit Course) be compulsorily studied by all lateral entry students (except B.Sc candidates)

B.E.: Electronics & Communication Engineering

V SEMESTER

Sl. No	Course Code	Title	Teaching Department	Teaching Hours /Week		Examination				Credits
				Theory	Practical/ Drawing	Duration in hours	SEE Marks	CIE Marks	Total Marks	
1	17ES51	Management and Entrepreneurship Development	EC	04		03	60	40	100	4
2	17EC52	Digital Signal Processing	EC	04		03	60	40	100	4
3	17EC53	Verilog HDL	EC	04		03	60	40	100	4
4	17EC54	Information Theory & Coding	EC	04		03	60	40	100	4
5	17EC55X	Professional Elective-1	EC	03		03	60	40	100	3
6	17EC56X	Open Elective-1	EC	03		03	60	40	100	3
7	17ECL57	DSP Lab	EC	01-Hour Instruction 02-Hour Practical		03	60	40	100	2
8	17ECL58	HDL Lab	EC	01-Hour Instruction 02-Hour Practical		03	60	40	100	2
TOTAL				**Theory: 22hours Practical: 06 hours**		**24**	**480**	**320**	**800**	**26**

Professional Elective-1			**Open Elective – 1*** (List offered by EC/TC Board only)**	
17EC551	Nanoelectronics		17EC561	Automotive Electronics
17EC552	Switching & Finite Automata Theory		17EC562	Object Oriented Programming Using C++
17EC553	Operating System		17EC563	8051 Microcontroller
17EC554	Electrical Engineering Materials			
17EC555	MSP430 Microcontroller			

***Students can select any one of the open electives offered by any Department (Please refer to consolidated list of VTU for open electives).
Selection of an open elective is not allowed, if:
· The candidate has no pre – requisite knowledge.
· The candidate has studied similar content course during previous semesters.
· The syllabus content of the selected open elective is similar to that of Departmental core course(s) or to be studied Professional elective(s).
Registration to open electives shall be documented under the guidance of Programme Coordinator and Adviser.

B.E.: Electronics & Communication Engineering

VI SEMESTER

Sl. No	Course Code	Title	Teaching Department	Teaching Hours /Week		Examination				Credits
				Theory	Practical/ Drawing	Duration in hours	SEE Marks	CIE Marks	Total Marks	
1	17EC61	Digital Communication	EC	04		03	60	40	100	4
2	17EC62	ARM Microcontroller & Embedded Systems	EC	04		03	60	40	100	4
3	17EC63	VLSI Design	EC	04		03	60	40	100	4
4	17EC64	Computer Communication Networks	EC	04		03	60	40	100	4
5	17EC65X	Professional Elective-2	EC	03		03	60	40	100	3
6	17EC66X	Open Elective-2	EC	03		03	60	40	100	3
7	17ECL67	Embedded Controller Lab	EC	01-Hour Instruction 02-Hour Practical		03	60	40	100	2
8	17ECL68	Computer Networks Lab	EC	01-Hour Instruction 02-Hour Practical		03	60	40	100	2
TOTAL				**Theory: 22hours Practical: 06 hours**		**24**	**480**	**320**	**800**	**26**

Professional Elective-2			**Open Elective – 2*** (List offered by EC/TC Board only)**	
17EC651	Cellular Mobile Communication		17EC661	Data Structures Using C++
17EC652	Adaptive Signal Processing		17EC662	Power Electronics *(not for E&C students)*
17EC653	Artificial Neural Networks		17EC663	Digital System Design using Verilog
17EC654	Digital Switching Systems			
17EC655	Microelectronics			

***Students can select any one of the open electives offered by any Department (Please refer to consolidated list of VTU for open electives).
Selection of an open elective is not allowed, if:
· The candidate has no pre – requisite knowledge.
· The candidate has studied similar content course during previous semesters.
· The syllabus content of the selected open elective is similar to that of Departmental core course(s) or to be studied Professional elective(s).
Registration to open electives shall be documented under the guidance of Programme Coordinator and Adviser.

B.E.: Electronics & Communication Engineering

VII SEMESTER

Sl. No	Course Code	Title	Teaching Department	Teaching Hours /Week		Examination				Credits
				Theory	Practical/ Drawing	Duration in hours	SEE Marks	CIE Marks	Total Marks	
1	17EC71	Microwave and Antennas	EC	04		03	60	40	100	4
2	17EC72	Digital Image Processing	EC	04		03	60	40	100	4
3	17EC73	Power Electronics	EC	04		03	60	40	100	4
4	17EC74X	Professional Elective-3	EC	03		03	60	40	100	3
5	17EC75X	Professional Elective-4	EC	03		03	60	40	100	3
6	17ECL76	Advanced Communication Lab	EC	01-Hour Instruction 02-Hour Practical		03	60	40	100	2
7	17ECL77	VLSI Lab	EC	01-Hour Instruction 02-Hour Practical		03	60	40	100	2
8	17ECP78	Project Work Phase–I + Project work Seminar	EC		03		-	100	100	2
TOTAL				**Theory:18 hours Practical and Project: 09 hours**		**21**	**420**	**380**	**800**	**24**

Professional Elective-3		**Professional Elective-4**	
17EC741	Multimedia Communication	17EC751	DSP Algorithms and Architecture
17EC742	Biomedical Signal Processing	17EC752	IOT and Wireless Sensor Networks
17EC743	Real Time Systems	17EC753	Pattern Recognition
17EC744	Cryptography	17EC754	Advanced Computer Architecture
17EC745	CAD for VLSI	17EC755	Satellite Communication

1. **Project Phase – I and Project Seminar:** Comprises of Literature Survey, Problem identification, Objectives and Methodology. CIE marks shall be based on the report covering Literature Survey, Problem identification, Objectives and Methodology and Seminar presentation skill.

B.E.: Electronics & Communication Engineering

VIII SEMESTER

Sl. No	Course Code	Title	Teaching Department	Teaching Hours /Week		Examination				Credits
				Theory	Practical/ Drawing	Duration in hours	SEE Marks	CIE Marks	Total Marks	
1	17EC81	Wireless Cellular and LTE 4G Broadband	EC	4	-	3	60	40	100	4
2	17EC82	Fiber Optics & Networks	EC	4	-	3	60	40	100	4
3	17EC83X	Professional Elective-5	EC	3	-	3	60	40	100	3
4	17EC84	Internship/Professional Practice	EC	Industry Oriented		3	50	50	100	2
5	17ECP85	Project Work	EC	-	6	3	100	100	200	6
6	17ECS86	Seminar	EC	-	4	-	-	100	100	1
TOTAL				**Theory: 11 hours Project and Seminar: 10 hours**		**15**	**330**	**370**	**700**	**20**

Professional Elective -5	
17EC831	Micro Electro Mechanical Systems
17EC832	Speech Processing
17EC833	Radar Engineering
17EC834	Machine learning
17EC835	Network and Cyber Security

1. Internship/ Professional Practice: 4 Weeks internship to be completed between the (VI and VII semester vacation) and/or (VII and VIII semester vacation) period.

B.E., III Semester, Electronics & Communication Engineering /Telecommunication Engineering

ENGINEERING MATHEMATICS-III

B.E., III Semester, Common to all Branches

[As per Choice Based Credit System (CBCS) Scheme]

Course Code	**17MAT31**	**CIE Marks**	**40**
Number of Lecture Hours/Week	**04**	**SEE Marks**	**60**
Total Number of Lecture Hours	**50 (10 Hours per Module)**	**Exam Hours**	**03**

Credits – 04

Course Objectives: This course will enable students to:

- Introduce most commonly used analytical and numerical methods in the different engineering fields.
- Learn Fourier series, Fourier transforms and Z-transforms, statistical methods, numerical methods.
- Solve algebraic and transcendental equations, vector integration and calculus of variations.

Module-1

Fourier Series: Periodic functions, Dirichlet's condition, Fourier Series of periodic functions with period 2π and with arbitrary period $2c$. Fourier series of even and odd functions. Half range Fourier Series, practical harmonic analysis-Illustrative examples from engineering field. **L1, L2, L4**

Module-2

Fourier Transforms: Infinite Fourier transforms, Fourier sine and cosine transforms. Inverse Fourier transform.

Z-transform: Difference equations, basic definition, z-transform-definition, Standard z-transforms, Damping rule, Shifting rule, Initial value and final value theorems (without proof) and problems, Inverse z-transform. Applications of z-transforms to solve difference equations. **L2, L3, L4**

Module-3

Statistical Methods: Review of measures of central tendency and dispersion. Correlation-Karl Pearson's coefficient of correlation-problems. Regression analysis-lines of regression (without proof) –Problems

Curve Fitting: Curve fitting by the method of least squares- fitting of the curves of the form, $y = ax + b$, $y = ax^2 + bx + c$ and $y = ae^{bx}$.

Numerical Methods: Numerical solution of algebraic and transcendental equations by Regula- Falsi Method and Newton-Raphson method. **L3**

Module-4

Finite differences: Forward and backward differences, Newton's forward and backward interpolation formulae. Divided differences- Newton's divided difference formula. Lagrange's interpolation formula and inverse interpolation formula (all formulae without proof)-Problems

Numerical integration: Simpson's $(1/3)^{th}$ and $(3/8)^{th}$ rules, Weddle's rule (without proof) – Problems. **L3**

Module-5
Vector integration: Line integrals-definition and problems, surface and volume integrals-definition, Green's theorem in a plane, Stokes and Gauss-divergence theorem(without proof) and problems. **L3, L4** **Calculus of Variations:** Variation of function and Functional, variational problems. Euler's equation, Geodesics, hanging chain, Problems**.** **L2, L4**
Course outcomes: On completion of this course, students are able to: • Know the use of periodic signals and Fourier series to analyze circuits and system communications. • Explain the general linear system theory for continuous-time signals and digital signal processing using the Fourier Transform and z-transform. • Employ appropriate numerical methods to solve algebraic and transcendental equations. • Apply Green's Theorem, Divergence Theorem and Stokes' theorem in various applications in the field of electro-magnetic and gravitational fields and fluid flow problems. • Determine the extremals of functionals and solve the simple problems of the calculus of variations.
Text Books: 1. B.S. Grewal: Higher Engineering Mathematics, Khanna Publishers, 43rd Ed., 2015. 2. E. Kreyszig: Advanced Engineering Mathematics, John Wiley & Sons,10th Ed., 2015.
Reference Books: 1. N.P.Bali and Manish Goyal: A Text Book of Engineering Mathematics, Laxmi Publishers, 7th Ed., 2010. 2. B.V.Ramana: "Higher Engineering Mathematics" Tata McGraw-Hill, 2006. 3. H. K. Dass and Er. Rajnish Verma: "Higher Engineering Mathematics", S. Chand publishing, 1st edition, 2011.
Web Link and Video Lectures: 1. http://nptel.ac.in/courses.php?disciplineID=111 **2.** http://www.khanacademy.org/ **3.** http://www.class-central.com/subject/math

ADDITIONAL MATHEMATICS - I

B.E., III Semester, Common to all Branches

(A Bridge course for Lateral Entry students of III Sem. B. E.)

[As per Choice Based Credit System (CBCS) Scheme]

Course Code	**17MATDIP31**	**CIE Marks**	**--**
Number of Lecture Hours/Week	**03**	**SEE Marks**	**60**
Total Number of Lecture Hours	**40 (08 Hours per Module)**	**Exam Hours**	**03**

Credits – 00

Course Objectives: This course will enable students to:

- Acquire basic concepts of complex trigonometry, vector algebra, differential & integral calculus and vector differentiation.
- Solve first order differential equations.

Module-1

Complex Trigonometry: Complex Numbers: Definitions & properties. Modulus and amplitude of a complex number, Argand's diagram, De-Moivre's theorem (without proof).

Vector Algebra: Scalar and vectors. Vectors addition and subtraction. Multiplication of vectors (Dot and Cross products). Scalar and vector triple products-simple problems. **L1**

Module-2

Differential Calculus: Review of successive differentiation. Formulae for n^{th} derivatives of standard functions- Liebnitz's theorem (without proof). Polar curves– angle between the radius vector and the tangent pedal equation- Problems. Maclaurin's series expansions- Illustrative examples. Partial Differentiation : Euler's theorem for homogeneous functions of two variables. Total derivatives-differentiation of composite and implicit function. Application to Jacobians. **L1, L2**

Module-3

Integral Calculus: Statement of reduction formulae for $sin^n x$, $cos^n x$, *and* $sin^m x\, cos^n x$ and evaluation of these with standard limits-Examples. Double and triple integrals-Simple examples. **L1, L2**

Module-4

Vector Differentiation: Differentiation of vector functions. Velocity and acceleration of a particle moving on a space curve. Scalar and vector point functions. Gradient, Divergence, Curl and Laplacian (Definitions only). Solenoidal and irrotational vector fields-Problems. **L1, L2**

Module-5

Ordinary differential equations (ODE's): Introduction-solutions of first order and first degree differential equations: homogeneous**,** exact, linear differential equations of order one and equations reducible to above types. **L1, L2**

Course outcomes: On completion of the course, students are able to:

- Understand the fundamental concepts of complex numbers and vector algebra to analyze the problems arising in related area.

- Use derivatives and partial derivatives to calculate rates of change of multivariate functions.
- Learn techniques of integration including double and triple integrals to find area, volume, mass and moment of inertia of plane and solid region.
- Analyze position, velocity and acceleration in two or three dimensions using the calculus of vector valued functions.
- Recognize and solve first-order ordinary differential equations occurring in different branches of engineering.

Text Book:

B.S. Grewal: Higher Engineering Mathematics, Khanna Publishers, New Delhi, 43rd Ed., 2015.

Reference Books:

1. E. Kreyszig: Advanced Engineering Mathematics, John Wiley & Sons, 10th Ed., 2015.

2. N.P.Bali and Manish Goyal: Engineering Mathematics, Laxmi Publishers, 7th Ed., 2007.

ELECTRONIC INSTRUMENTATION
SEMESTER – III (EC/TC)
[As per Choice Based Credit System (CBCS) Scheme]

Course Code	**17EC32**	**CIE Marks**	**40**
Number of Lecture Hours/Week	**03**	**SEE Marks**	**60**
Total Number of Lecture Hours	**40 (08 Hours per Module)**	**Exam Hours**	**03**

CREDITS – 03

Course objectives: This course will enable students to:

- Define and describe accuracy and precision, types of errors.
- Describe the operation of Ammeters, Voltmeters, Multimeters and develop circuits for multirange Ammeters and Voltmeters.
- Describe functional concepts and operation of various Analog and Digital measuring instruments.
- Describe basic concepts and operation of Digital Voltmeters.
- Describe and discuss functioning and types of Oscilloscopes, Signal generators, AC and DC bridges.
- Recognize and describe significance and working of different types of transducers.

Module- 1

Measurement and Error: Definitions, Accuracy, Precision, Resolution and Significant Figures, Types of Errors, Measurement error combinations. **(Text 2)**

Ammeters: DC Ammeter, Multirange Ammeter, The Ayrton Shunt or Universal Shunt, Requirements of Shunt, Extending of Ammeter Ranges, RF Ammeter (Thermocouple), Limitations of Thermocouple. **(Text 1)**

Voltmeters and Multimeters: Introduction, Basic Meter as a DC Voltmeter, DC Voltmeter, Multirange Voltmeter, Extending Voltmeter Ranges, Loading, AC Voltmeter using Rectifiers. True RMS Voltmeter, Multimeter. **(Text 1)** **L1, L2, L3**

Module -2

Digital Voltmeters: Introduction, RAMP technique, Dual Slope Integrating Type DVM, Integrating Type DVM, Most Commonly used principles of ADC, Successive Approximations, $3\frac{1}{2}$-Digit, Resolution and Sensitivity of Digital Meters, General Specifications of DVM, **(Text 1)**

Digital Instruments: Introduction, Digital Multimeters, Digital Frequency Meter, Digital Measurement of Time, Universal Counter, Digital Tachometer, Digital pH Meter, Digital Phase Meter, Digital Capacitance Meter, **(Text 1)** **L1, L2,L3**

Module -3

Oscilloscopes: Introduction, Basic principles, CRT features, Block diagram of Oscilloscope, Simple CRO, Vertical Amplifier, Horizontal Deflecting System, Sweep or Time Base Generator, Measurement of Frequency by Lissajous Method, Digital Storage Oscilloscope. **(Text 1)**

Signal Generators: Introduction, Fixed and Variable AF Oscillator, Standard Signal Generator, Laboratory Type Signal Generator, AF sine and Square Wave Generator, Function Generator, **(Text 1) L1, L2**

Module -4

Measuring Instruments: Field Strength Meter, Stroboscope, Phase Meter, Q Meter, Megger. **(Text 1)**

Bridges: Introduction, Wheatstone's bridge, Kelvin's Bridge; AC bridges, Capacitance Comparison Bridge, Inductance Comparison Bridge, Maxwell's bridge, Wien's bridge. **(Text 1) L1, L2, L3**

Module -5

Transducers: Introduction, Electrical transducers, Selecting a transducer, Resistive transducer, Resistive position transducer, Strain gauges, Resistance thermometer, Thermistor, Inductive transducer, - LVDT, Piezoelectric transducer, Photo cell, Photo voltaic cell, Semiconductor photo diode and transistor. **(Text 1) L1, L2, L3**

Course Outcomes: After studying this course, students will be able to:

- Describe instrument measurement errors and calculate them.
- Describe the operation of Ammeters, Voltmeters, Multimeters and develop circuits for multirange Ammeters and Voltmeters.
- Describe functional concepts and operation of Digital voltmeters and instruments to measure voltage, frequency, time period, phase difference of signals, rotation speed, capacitance and pH of solutions.
- Describe functional concepts and operation of various Analog measuring instruments to measure field Strength, impedance, stroboscopic speed, in/out of phase, Q of coils, insulation resistance.
- Describe and discuss functioning and types of Oscilloscopes, Signal generators and Transducers.
- Utilize AC and DC bridges for passive component and frequency measurements.

Text Books:

1. H. S. Kalsi, "Electronic Instrumentation", McGraw Hill, 3rd Edition, 2012, ISBN:9780070702066.
2. David A. Bell, "Electronic Instrumentation & Measurements", Oxford University Press PHI 2nd Edition, 2006, ISBN 81-203-2360-2.

Reference Books:

1. A. D. Helfrick and W.D. Cooper, "Modern Electronic Instrumentation and Measuring Techniques", Pearson, 1st Edition, 2015,ISBN:9789332556065.
2. A. K. Sawhney, "Electronics and Electrical Measurements", Dhanpat Rai & Sons. ISBN -81-7700-016-0

ANALOG ELECTRONICS
SEMESTER – III (EC/TC)
[As per Choice Based Credit System (CBCS) Scheme]

Course Code	**17EC33**	**CIE Marks**	**40**
Number of Lecture Hours/Week	**04**	**SEE Marks**	**60**
Total Number of Lecture Hours	**50 (10 Hours per Module)**	**Exam Hours**	**03**

CREDITS – 04

Course objectives: This course will enable students to:

- Explain various BJT parameters, connections and configurations.
- Explain BJT Amplifier, Hybrid Equivalent and Hybrid Models.
- Explain construction and characteristics of JFETs and MOSFETs.
- Explain various types of FET biasing, and demonstrate the use of FET amplifiers.
- Construct frequency response of BJT and FET amplifiers at various frequencies.
- Analyze Power amplifier circuits in different modes of operation.
- Construct Feedback and Oscillator circuits using FET.

Module -1

BJT AC Analysis: BJT Transistor Modeling, The re transistor model, Common emitter fixed bias, Voltage divider bias, Emitter follower configuration. Darlington connection-DC bias; The Hybrid equivalent model, Approximate Hybrid Equivalent Circuit- Fixed bias, Voltage divider, Emitter follower configuration; Complete Hybrid equivalent model, Hybrid π Model. **L1, L2,L3**

Module -2

Field Effect Transistors: Construction and Characteristics of JFETs, Transfer Characteristics, Depletion type MOSFET, Enhancement type MOSFET.
FET Amplifiers: JFET small signal model, Fixed bias configuration, Self bias configuration, Voltage divider configuration, Common Gate configuration. Source-Follower Configuration, Cascade configuration. **L1, L2, L3**

Module -3

BJT and JFET Frequency Response: Logarithms, Decibels, Low frequency response – BJT Amplifier with RL, Low frequency response-FET Amplifier, Miller effect capacitance, High frequency response – BJT Amplifier, High frequency response-FET Amplifier, Multistage Frequency Effects. **L1, L2, L3**

Module -4

Feedback and Oscillator Circuits: Feedback concepts, Feedback connection types, Practical feedback circuits, Oscillator operation, FET Phase shift oscillator, Wien bridge oscillator, Tuned Oscillator circuit, Crystal oscillator, UJT construction, UJT Oscillator. **L1,L2, L3**

Module -5

Power Amplifiers: Definition and amplifier types, Series fed class A amplifier, Transformer coupled class A amplifier, Class B amplifier operation and circuits, Amplifier distortion, Class C and Class D amplifiers.

Voltage Regulators: Discrete transistor voltage regulation - Series and Shunt Voltage regulators. **L1, L2, L3**

Course Outcomes: After studying this course, students will be able to:

- Describe the working principle and characteristics of BJT, FET, Single stage, cascaded and feedback amplifiers.
- Describe the Phase shift, Wien bridge, tuned and crystal oscillators using BJT/FET/UJT.
- Calculate the AC gain and impedance for BJT using re and h parameters models for CE and CC configuration.
- Determine the performance characteristics and parameters of BJT and FET amplifier using small signal model.
- Determine the parameters which affect the low frequency and high frequency responses of BJT and FET amplifiers and draw the characteristics.
- Evaluate the efficiency of Class A and Class B power amplifiers and voltage regulators.

Text Book:

Robert L. Boylestad and Louis Nashelsky, "Electronics devices and Circuit theory", Pearson, 10th/11th Edition, 2012, ISBN:978-81-317-6459-6.

Reference Books:

1. Adel S. Sedra and Kenneth C. Smith, "Micro Electronic Circuits Theory and Application", 5th Edition ISBN:0198062257
2. Fundamentals of Microelectronics, Behzad Razavi, John Weily ISBN 2013 978-81-265-2307-8
3. J.Millman & C.C.Halkias–Integrated Electronics, 2nd edition, 2010, TMH. ISBN 0-07-462245-5
4. K. A. Navas, "Electronics Lab Manual", Volume I, PHI, 5th Edition, 2015, ISBN:9788120351424.

DIGITAL ELECTRONICS

SEMESTER – III (EC/TC)

[As per Choice Based Credit System (CBCS) Scheme]

Course Code	**17EC34**	**CIE Marks**	**40**
Number of Lecture Hours/Week	**04**	**SEE Marks**	**60**
Total Number of Lecture Hours	**50 (10 Hours per Module)**	**Exam Hours**	**03**

CREDITS – 04

Course objectives: This course will enable students to:

- Illustrate simplification of Algebraic equations using Karnaugh Maps and Quine-McClusky Techniques.
- Design combinational logic circuits.
- Design Decoders, Encoders, Digital Multiplexer, Adders, Subtractors and Binary Comparators.
- Describe Latches and Flip-flops, Registers and Counters.
- Analyze Mealy and Moore Models.
- Develop state diagrams Synchronous Sequential Circuits.

Module – 1

Principles of combination logic: Definition of combinational logic, canonical forms, Generation of switching equations from truth tables, Karnaugh maps-3,4,5 variables, Incompletely specified functions (Don't care terms) Simplifying Max term equations, Quine-McCluskey minimization technique, Quine-McCluskey using don't care terms, Reduced prime implicants Tables (Text 1, Chapter 3). **L1, L2, L3**

Module -2

Analysis and design of combinational logic: General approach to combinational logic design, Decoders, BCD decoders, Encoders, digital multiplexers, Using multiplexers as Boolean function generators, Adders and subtractors, Cascading full adders, Look ahead carry, Binary comparators (Text 1, Chapter 4). **L1, L2, L3**

Module -3

Flip-Flops: Basic Bistable elements, Latches, Timing considerations, The master-slave flip-flops (pulse-triggered flip-flops): SR flip-flops, JK flip-flops, Edge triggered flip-flops, Characteristic equations. (Text 2, Chapter 6) **L1, L2**

Module -4

Simple Flip-Flops Applications: Registers, binary ripple counters, synchronous binary counters, Counters based on shift registers, Design of a synchronous counters, Design of a synchronous mod-n counter using clocked T , JK , D and SR flip-flops. (Text 2, Chapter 6) **L1,L2, L3**

Module -5

Sequential Circuit Design: Mealy and Moore models, State machine notation, Synchronous Sequential circuit analysis, Construction of state diagrams, counter design. (Text 1, Chapter 6) **L1, L2, L3**

Course Outcomes: After studying this course, students will be able to:

- Develop simplified switching equation using Karnaugh Maps and Quine-McClusky techniques.
- Explain the operation of decoders, encoders, multiplexers, demultiplexers, adders, subtractors and comparators.
- Explain the working of Latches and Flip Flops (SR,D,T and JK).
- Design Synchronous/Asynchronous Counters and Shift registers using Flip Flops.
- Develop Mealy/Moore Models and state diagrams for the given clocked sequential circuits.
- Apply the knowledge gained in the design of Counters and Registers.

Text Books:

1. Digital Logic Applications and Design, John M Yarbrough, Thomson Learning, 2001. ISBN 981-240-062-1.

2. Donald D. Givone, "Digital Principles and Design", McGraw Hill, 2002. ISBN 978-0-07-052906-9.

Reference Books:

1. D. P. Kothari and J. S Dhillon, "Digital Circuits and Design", Pearson, 2016, ISBN:9789332543539.
2. Morris Mano, "Digital Design", Prentice Hall of India, Third Edition.
3. Charles H Roth, Jr., "Fundamentals of logic design", Cengage Learning.
4. K. A. Navas, "Electronics Lab Manual", Volume I, PHI, 5th Edition, 2015, ISBN: 9788120351424.

NETWORK ANALYSIS
SEMESTER – III (EC/TC)
[As per Choice Based Credit System (CBCS) Scheme]

Course Code	**17EC35**	**CIE Marks**	**40**
Number of Lecture Hours/Week	**04**	**SEE Marks**	**60**
Total Number of Lecture Hours	**50 (10 Hours per Module)**	**Exam Hours**	**03**

CREDITS – 04

Course objectives: This course enables students to:

- Describe basic network concepts emphasizing source transformation, source shifting, mesh and nodal techniques to solve for resistance/impedance, voltage, current and power.
- Explain network Thevenin's, Millman's, Superposition, Reciprocity, Maximum Power transfer and Norton's Theorems and apply them in solving the problems related to Electrical Circuits.
- Explain the behavior of networks subjected to transient conditions.
- Use applications of Laplace transforms to network problems.
- Describe Series and Parallel Combination of Passive Components as resonating circuits, related parameters and to analyze frequency response.
- Study two port network parameters like Z, Y, T and h and their inter-relationships and applications.

Module -1

Basic Concepts: Practical sources, Source transformations, Network reduction using Star – Delta transformation, Loop and node analysis with linearly dependent and independent sources for DC and AC networks, Concepts of super node and super mesh. **L1, L2,L3,L4**

Module -2

Network Theorems:
Superposition, Reciprocity, Millman's theorems, Thevinin's and Norton's theorems, Maximum Power transfer theorem. **L1, L2, L3,L4**

Module -3

Transient behavior and initial conditions: Behavior of circuit elements under switching condition and their Representation, evaluation of initial and final conditions in RL, RC and RLC circuits for AC and DC excitations.
Laplace Transformation & Applications: Solution of networks, step, ramp and impulse responses, waveform Synthesis. **L1, L2, L3,L4**

Module -4

Resonant Circuits: Series and parallel resonance, frequency- response of series and Parallel circuits, Q–Factor, Bandwidth. **L1, L2, L3,L4**

Module -5

Two port network parameters: Definition of Z, Y, h and Transmission parameters, modeling with these parameters, relationship between parameters sets. **L1, L2, L3,L4**

Course Outcomes: After studying this course, students will be able to:

- Determine currents and voltages using source transformation/ source shifting/ mesh/ nodal analysis and reduce given network using star-delta transformation/ source transformation/ source shifting.
- Solve network problems by applying Superposition/ Reciprocity/ Thevenin's/ Norton's/ Maximum Power Transfer/ Millman's Network Theorems and electrical laws to reduce circuit complexities and to arrive at feasible solutions.
- Calculate current and voltages for the given circuit under transient conditions.
- Apply Laplace transform to solve the given network.
- Evaluate for RLC elements/ frequency response related parameters like resonant frequency, quality factor, half power frequencies, voltage across inductor and capacitor, current through the RLC elements, in resonant circuits
- Solve the given network using specified two port network parameter like Z or Y or T or h.

Text Books:

1. M.E. Van Valkenberg (2000), "Network analysis", Prentice Hall of India, 3rd edition, 2000, ISBN: 9780136110958.

2. Roy Choudhury, "Networks and systems", 2nd edition, New Age International Publications, 2006, ISBN: 9788122427677.

Reference Books:

1. Hayt, Kemmerly and Durbin "Engineering Circuit Analysis", TMH 7th Edition, 2010.
2. J. David Irwin /R. Mark Nelms, "Basic Engineering Circuit Analysis", John Wiley, 8thed, 2006.
3. Charles K Alexander and Mathew N O Sadiku, " Fundamentals of Electric Circuits", Tata McGraw-Hill, 3rd Ed, 2009.

ENGINEERING ELECTROMAGNETICS

SEMESTER – III (EC/TC)

[As per Choice Based Credit System (CBCS) Scheme]

Course Code	**17EC36**	**CIE Marks**	**40**
Number of Lecture Hours/Week	**04**	**SEE Marks**	**60**
Total Number of Lecture Hours	**50 (10 Hours per Module)**	**Exam Hours**	**03**

CREDITS – 04

Course objectives: This course will enable students to:

- Study the different coordinate systems, Physical signifiance of Divergence, Curl and Gradient.
- Understand the applications of Coulomb's law and Gauss law to different charge distributions and the applications of Laplace's and Poisson's Equations to solve real time problems on capacitance of different charge distributions.
- Understand the physical significance of Biot-Savart's, Amperes's Law and Stokes' theorem for different current distributions.
- Infer the effects of magnetic forces, materials and inductance.
- Know the physical interpretation of Maxwell' equations and applications for Plane waves for their behaviour in different media
- Acquire knowledge of Poynting theorem and its application of power flow.

Module - 1

Coulomb's Law, Electric Field Intensity and Flux density

Experimental law of Coulomb, Electric field intensity, Field due to continuous volume charge distribution, Field of a line charge, Electric flux density. **L1, L2, L3**

Module -2

Gauss's law and Divergence

Gauss' law, Divergence. Maxwell's First equation (Electrostatics), Vector Operator ▼ and divergence theorem.

Energy, Potential and Conductors

Energy expended in moving a point charge in an electric field, The line integral, Definition of potential difference and potential, The potential field of point charge, Current and Current density, Continuity of current. **L1, L2, L3**

Module -3

Poisson's and Laplace's Equations

Derivation of Poisson's and Laplace's Equations, Uniqueness theorem, Examples of the solution of Laplace's equation.

Steady Magnetic Field

Biot-Savart Law, Ampere's circuital law, Curl, Stokes' theorem, Magnetic flux and magnetic flux density, Scalar and Vector Magnetic Potentials. **L1, L2, L3**

Module -4

Magnetic Forces
Force on a moving charge, differential current elements, Force between differential current elements.
Magnetic Materials
Magnetisation and permeability, Magnetic boundary conditions, Magnetic circuit, Potential Energy and forces on magnetic materials. **L1, L2, L3**

Module -5

Time-varying fields and Maxwell's equations
Faraday's law, displacement current, Maxwell's equations in point form, Maxwell's equations in integral form.
Uniform Plane Wave
Wave propagation in free space and good conductors. Poynting's theorem and wave power, Skin Effect. **L1, L2, L3**

Course Outcomes: After studying this course, students will be able to:

- Evaluate problems on electric field due to point, linear, volume charges by applying conventional methods or by Gauss law.
- Determine potential and energy with respect to point charge and capacitance using Laplace equation.
- Calculate magnetic field, force, and potential energy with respect to magnetic materials.
- Apply Maxwell's equation for time varying fields, EM waves in free space and conductors.
- Evaluate power associated with EM waves using Poynting theorem.

Text Book:

W.H. Hayt and J.A. Buck, "Engineering Electromagnetics", 7th Edition, Tata McGraw-Hill, 2009, ISBN-978-0-07-061223-5.

Reference Books:

1. John Krauss and Daniel A Fleisch, "Electromagnetics with applications", McGraw- Hill.

2. N. Narayana Rao, "Fundamentals of Electromagnetics for Engineering", Pearson.

ANALOG ELECTRONICS LABORATORY

SEMESTER – III (EC/TC)

[As per Choice Based Credit System (CBCS) Scheme]

Laboratory Code	**17ECL37**	**CIE Marks**	**40**
Number of Lecture Hours/Week	**01Hr Tutorial (Instructions) + 02 Hours Laboratory**	**SEE Marks**	**60**
RBT Level	**L1, L2, L3**	**Exam Hours**	**03**

CREDITS – 02

Course objectives: This laboratory course enables students to get practical experience in design, assembly, testing and evaluation of:

- Rectifiers and Voltage Regulators.
- BJT characteristics and Amplifiers.
- JFET Characteristics and Amplifiers.
- MOSFET Characteristics and Amplifiers
- Power Amplifiers.
- RC-Phase shift, Hartley, Colpitts and Crystal Oscillators.

NOTE: The experiments are to be carried using discrete components only.

Laboratory Experiments:

1. Design and set up the following rectifiers with and without filters and to determine ripple factor and rectifier efficiency:
   (a) Full Wave Rectifier (b) Bridge Rectifier
2. Conduct experiment to test diode clipping (single/double ended) and clamping circuits (positive/negative).
3. Conduct an experiment on Series Voltage Regulator using Zener diode and power transistor to determine line and load regulation characteristics.
4. Realize BJT Darlington Emitter follower with and without bootstrapping and determine the gain, input and output impedances.
5. Design and set up the BJT common emitter amplifier using voltage divider bias with and without feedback and determine the gain- bandwidth product from its frequency response.
6. Plot the transfer and drain characteristics of a JFET and calculate its drain resistance, mutual conductance and amplification factor.
7. Design, setup and plot the frequency response of Common Source JFET/MOSFET amplifier and obtain the bandwidth.

8. Plot the transfer and drain characteristics of n-channel MOSFET and calculate its parameters, namely; drain resistance, mutual conductance and amplification factor.

9. Set-up and study the working of complementary symmetry class B push pull power amplifier and calculate the efficiency.

10. Design and set-up the RC-Phase shift Oscillator using FET, and calculate the frequency of output waveform.

11. Design and set-up the following tuned oscillator circuits using BJT, and determine the frequency of oscillation.
(a) Hartley Oscillator (b) Colpitts Oscillator

12. Design and set-up the crystal oscillator and determine the frequency of oscillation.

Course Outcomes: On the completion of this laboratory course, the students will be able to:

- Test circuits of rectifiers, clipping circuits, clamping circuits and voltage regulators.
- Determine the characteristics of BJT and FET amplifiers and plot its frequency response.
- Compute the performance parameters of amplifiers and voltage regulators
- Design and test the basic BJT/FET amplifiers, BJT Power amplifier and oscillators.

Conduct of Practical Examination:

- All laboratory experiments are to be included for practical examination.
- Students are allowed to pick one experiment from the lot.
- Strictly follow the instructions as printed on the cover page of answer script for breakup of marks.
- Change of experiment is allowed only once and Marks allotted to the procedure part to be made zero.

DIGITAL ELECTRONICS LAB
SEMESTER – III (EC/TC)
[As per Choice Based Credit System (CBCS) Scheme]

Laboratory Code	**17ECL38**	**CIE Marks**	**40**
Number of Lecture Hours/Week	**01Hr Tutorial (Instructions) + 02 Hours Laboratory**	**SEE Marks**	**60**
RBT Level	**L1, L2, L3**	**Exam Hours**	**03**

CREDITS – 02

Course objectives: This laboratory course enables students to get practical experience in design, realisation and verification of

- Demorgan's Theorem, SOP, POS forms
- Full/Parallel Adders, Subtractors and Magnitude Comparator
- Demultiplexers and Decoders applications
- Flip-Flops, Shift registers and Counters

NOTE:

1. Use discrete components to test and verify the logic gates. The IC umbers given are suggestive. Any equivalent IC can be used.
2. For experiment No. 11 and 12 any open source or licensed simulation tool may be used.

Laboratory Experiments:

1. Verify
   (a) Demorgan's Theorem for 2 variables.
   (b) The sum-of product and product-of-sum expressions using universal gates.
2. Design and implement
   (a) Full Adder using (i) basic logic gates and (ii) NAND gates.
   (b) Full subtractor using (i) basic logic gates and (ii) NANAD gates.
3. Design and implement 4-bit Parallel Adder/ Subtractor using IC 7483.
4. Design and Implementation of 5-bit Magnitude Comparator using IC 7485.
5. Realize
   (a) Adder & Subtractor using IC 74153.
   (b) 3-variable function using IC 74151(8:1MUX).
6. Realize a Boolean expression using decoder IC74139.
7. Realize Master-Slave JK, D & T Flip-Flops using NAND Gates.
8. Realize the following shift registers using IC7474/IC 7495
   (a) SISO (b) SIPO (c) PISO (d) PIPO (e) Ring and (f) Johnson counter.
9. Realize (i) Mod-N Asynchronous Counter using IC7490 and
   (ii) Mod-N Synchronous counter using IC74192
10. Design Pseudo Random Sequence generator using 7495.

11. Simulate Full- Adder using simulation tool.
12. Simulate Mod-8 Synchronous UP/DOWN Counter using simulation tool.
Course Outcomes: On the completion of this laboratory course, the students will be able to: • Demonstrate the truth table of various expressions and combinational circuits using logic gates. • Design and test various combinational circuits such as adders, subtractors, comparators, multiplexers. • Realize Boolean expression using decoders. • Construct and test flips-flops, counters and shift registers. • Simulate full adder and up/down counters.
Conduct of Practical Examination: • All laboratory experiments are to be included for practical examination. • Students are allowed to pick one experiment from the lot. • Strictly follow the instructions as printed on the cover page of answer script for breakup of marks. • Change of experiment is allowed only once and Marks allotted to the procedure part to be made zero.

B.E E&C FOURTH SEMESTER SYLLABUS

ENGINEERING MATHEMATICS-IV
B.E., IV Semester, Common to all Branches
[As per Choice Based Credit System (CBCS) Scheme]

Course Code	**15MAT41**	**CIE Marks**	**40**
Number of Lecture Hours/Week	**04**	**SEE Marks**	**60**
Total Number of Lecture Hours	**50 (10 Hours per Module)**	**Exam Hours**	**03**

Credits – 04

Course Objectives: This course will enable students to:

- Conversant with numerical methods to solve ordinary differential equations, complex analysis, sampling theory and joint probability distribution and stochastic processes arising in science and engineering.

Module-1

Numerical Methods: Numerical solution of ordinary differential equations of first order and first degree, Taylor's series method, modified Euler's method, Runge - Kutta method of fourth order. Milne's and Adams-Bashforth predictor and corrector methods (No derivations of formulae). **L1, L3**

Module-2

Numerical Methods: Numerical solution of second order ordinary differential equations, Runge-Kutta method and Milne's method.

Special Functions: Series solution-Frobenious method. Series solution of Bessel's differential equation leading to $J_n(x)$-Bessel's function of first kind. Basic properties and orthogonality. Series solution of Legendre's differential equation leading to $P_n(x)$-Legendre polynomials. Rodrigue's formula, problems. **L3**

Module-3

Complex Variables: Review of a function of a complex variable, limits, continuity, differentiability. Analytic functions-Cauchy-Riemann equations in cartesian and polar forms. Properties and construction of analytic functions. Complex line integrals-Cauchy's theorem and Cauchy's integral formula, Residue, poles, Cauchy's Residue theorem (without proof) and problems. **L1, L3**

Transformations: Conformal transformations, discussion of transformations: $w=z^2$, $w=e^z$, $w=z+1/z,\ z\neq 0$ and bilinear transformations-problems. **L1**

Module-4

Probability Distributions: Random variables (discrete and continuous), probability mass/density functions. Binomial distribution, Poisson distribution. Exponential and normal distributions, problems.

Joint probability distribution: Joint Probability distribution for two discrete random variables, expectation, covariance, correlation coefficient. **L3**

Module-5

Sampling Theory: Sampling, Sampling distributions, standard error, test of hypothesis for means and proportions, confidence limits for means, student's t-distribution, Chi-square distribution as a test of goodness of fit. **L3**

Stochastic process: Stochastic processes, probability vector, stochastic matrices, fixed points, regular stochastic matrices, Markov chains, higher transition probability-simple problems. **L1**

Course Outcomes: On completion of this course, students are able to:

- Solve first and second order ordinary differential equations arising in flow problems using single step and multistep numerical methods.
- Understand the analyticity, potential fields, residues and poles of complex potentials in field theory and electromagnetic theory.
- Describe conformal and bilinear transformation arising in aerofoil theory, fluid flow visualization and image processing.
- Solve problems of quantum mechanics, hydrodynamics and heat conduction by employing Bessel's function relating to cylindrical polar coordinate systems and Legendre's polynomials relating to spherical polar coordinate systems.
- Solve problems on probability distributions relating to digital signal processing, information theory and optimization concepts of stability of design and structural engineering.
- Draw the validity of the hypothesis proposed for the given sampling distribution in accepting or rejecting the hypothesis.
- Determine joint probability distributions and stochastic matrix connected with the multivariable correlation problems for feasible random events.
- Define transition probability matrix of a Markov chain and solve problems related to discrete parameter random process.

Text Books:

1. B.S. Grewal: Higher Engineering Mathematics, Khanna Publishers, 43rd Ed., 2015.
2. E. Kreyszig: Advanced Engineering Mathematics, John Wiley & Sons,10th Ed., 2015.

Reference Books:

1. N.P.Bali and Manish Goyal: A Text Book of Engineering Mathematics, Laxmi Publishers,7th Ed., 2010.
2. B.V.Ramana: "Higher Engineering Mathematics" Tata McGraw-Hill, 2006.
3. H. K. Dass and Er. Rajnish Verma: "Higher Engineering Mathematics", S. Chand publishing, 1st edition, 2011.

Web Link and Video Lectures:

1. http://nptel.ac.in/courses.php?disciplineID=111
2. http://www.khanacademy.org/
3. http://www.class-central.com/subject/math

ADDITIONAL MATHEMATICS - II

B.E., IV Semester, Common to all Branches

(A Bridge course for Lateral Entry students of IV Sem. B. E.)

[As per Choice Based Credit System (CBCS) Scheme]

Course Code	**15MATDIP41**	**CIE Marks**	**--**
Number of Lecture Hours/Week	**03**	**SEE Marks**	**60**
Total Number of Lecture Hours	**40 (08 Hours per Module)**	**Exam Hours**	**03**

Credits – 00

Course Objectives: This course will enable students to:

- Understand essential concepts of linear algebra.
- Solve second and higher order differential equations.
- Understand Laplace and inverse Laplace transforms and elementary probability theory.

Module-1

Linear Algebra: Introduction - rank of matrix by elementary row operations - Echelon form. Consistency of system of linear equations - Gauss elimination method. Eigen values and Eigen vectors of a square matrix. Application of Cayley-Hamilton theorem (without proof) to compute the inverse of a matrix-Examples. **L1,L3**

Module-2

Higher order ODE's: Linear differential equations of second and higher order equations with constant coefficients. Homogeneous /non-homogeneous equations. Inverse differential operators. Solutions of initial value problems. Method of undetermined coefficients and variation of parameters. **L1,L3**

Module-3

Laplace transforms: Laplace transforms of elementary functions. Transforms of derivatives and integrals**,** transforms of periodic function and unit step function-Problems only. **L1,L2**

Module-4

Inverse Laplace transforms: Definition of inverse Laplace transforms. Evaluation of Inverse transforms by standard methods. Application to solutions of Linear differential equations and simultaneous differential equations. **L1,L2**

Module-5

Probability: Introduction. Sample space and events. Axioms of probability. Addition and multiplication theorems. Conditional probability – illustrative examples. Bayes's theorem-examples. **L1,L2**

Course Outcomes: On completion of this course, students are able to:

- Solve systems of linear equations in the different areas of linear algebra.
- Solve second and higher order differential equations occurring in of electrical circuits, damped/un-damped vibrations.
- Describe Laplace transforms of standard and periodic functions.
- Determine the general/complete solutions to linear ODE using inverse Laplace transforms.
- Recall basic concepts of elementary probability theory and, solve problems related

to the decision theory, synthesis and optimization of digital circuits.

Text Book:

B.S. Grewal: Higher Engineering Mathematics, Khanna Publishers, 43rd Ed., 2015.

Reference Books:

1. E. Kreyszig: Advanced Engineering Mathematics, John Wiley & Sons, 10th Ed., 2015.
2. N.P.Bali and Manish Goyal: A Text Book of Engineering Mathematics, Laxmi Publishers, 7th Ed., 2007.

SIGNALS AND SYSTEMS

SEMESTER – IV (EC/TC)

[As per Choice Based Credit System (CBCS) Scheme]

Course Code	**17EC42**	**CIE Marks**	**40**
Number of Lecture Hours/Week	**04**	**SEE Marks**	**60**
Total Number of Lecture Hours	**50 (10 Hours per Module)**	**Exam Hours**	**03**

CREDITS – 04

Course objectives: This course will enable students to:

- Understand the mathematical description of continuous and discrete time signals and systems.
- Analyze the signals in time domain using convolution difference/differential equations
- Classify signals into different categories based on their properties.
- Analyze Linear Time Invariant (LTI) systems in time and transform domains.
- Build basics for understanding of courses such as signal processing, control system and communication.

Module -1

Introduction and Classification of signals: Definition of signal and systems, communication and control systems as examples. Sampling of analog signals, Continuous time and discrete time signal, Classification of signals as even, odd, periodic and non-periodic, deterministic and non-deterministic, energy and power.
Elementary signals/Functions: Exponential, sine, impulse, step and its properties, ramp, rectangular, triangular, signum, sync functions.
Operations on signals: Amplitude scaling, addition, multiplication, differentiation, integration (Accumulator for DT), time scaling, time shifting and time folding.
Systems: Definition, Classification: linear and non-linear, time variant and invariant, causal and non- causal, static and dynamic, stable and unstable, invertible. **L1, L2, L3**

Module -2

Time domain representation of LTI System: System modeling: Input-output relation, definition of impulse response, convolution sum, convolution integral, computation of convolution integral and convolution sum using graphical method for unit step to unit step, unit step to exponential, exponential to exponential, unit step to rectangular and rectangular to rectangular only. Properties of convolution.
L1, L2, L3

Module -3

System interconnection, system properties in terms of impulse response, step response in terms of impulse response (4 Hours).

Fourier Representation of Periodic Signals: Introduction to CTFS and DTFS, definition, properties (No derivation) and basic problems (inverse Fourier series is excluded) (06 Hours). **L1, L2, L3**

Module -4

Fourier Representation of aperiodic Signals:
FT representation of aperiodic CT signals - FT, definition, FT of standard CT signals, Properties and their significance (4 Hours).
FT representation of aperiodic discrete signals-DTFT, definition, DTFT of standard discrete signals, Properties and their significance (4 Hours).
Impulse sampling and reconstruction: Sampling theorem (only statement) and reconstruction of signals (2 Hours). **L1, L2, L3**

Module -5

Z-Transforms: Introduction, the Z-transform, properties of the Region of convergence, Properties of the Z-Transform, Inversion of the Z-Transform, Transform analysis of LTI systems. **L1, L2, L3**

Course Outcomes: At the end of the course, students will be able to:

- Classify the signals as continuous/discrete, periodic/aperiodic, even/odd, energy/power and deterministic/random signals.
- Determine the linearity, causality, time-invariance and stability properties of continuous and discrete time systems.
- Compute the response of a Continuous and Discrete LTI system using convolution integral and convolution sum.
- Determine the spectral characteristics of continuous and discrete time signal using Fourier analysis.
- Compute Z-transforms, inverse Z- transforms and transfer functions of complex LTI systems.

Text Book:
Simon Haykins and Barry Van Veen, "Signals and Systems", 2nd Edition, 2008, WileyIndia. ISBN 9971-51-239-4.

Reference Books:

1. **Michael Roberts,** "Fundamentals of Signals & Systems", 2nd edition, Tata McGraw-Hill, 2010, ISBN 978-0-07-070221-9.
2. **Alan V Oppenheim, Alan S, Willsky and A Hamid Nawab,** "Signals and Systems" Pearson Education Asia / PHI, 2nd edition, 1997. Indian Reprint 2002.
3. **H. P Hsu, R. Ranjan,** "Signals and Systems", Scham's outlines, TMH, 2006.
4. **B. P. Lathi,** "Linear Systems and Signals", Oxford University Press, 2005.
5. **Ganesh Rao and Satish Tunga,** "Signals and Systems", Pearson/Sanguine Technical Publishers, 2004.

CONTROL SYSTEMS
SEMESTER – IV (EC/TC)
[As per Choice Based Credit System (CBCS) Scheme]

Course Code	**17EC43**	**CIE Marks**	**40**
Number of Lecture Hours/Week	**04**	**SEE Marks**	**60**
Total Number of Lecture Hours	**50(10 Hours per Module)**	**Exam Hours**	**03**

CREDITS – 04

Course objectives: This course will enable students to:

- Understand the basic features, configurations and application of control systems.
- Understand various terminologies and definitions for the control systems.
- Learn how to find a mathematical model of electrical, mechanical and electro-mechanical systems.
- Know how to find time response from the transfer function.
- Find the transfer function via Masons' rule.
- Analyze the stability of a system from the transfer function.

Module -1

Introduction to Control Systems: Types of Control Systems, Effect of Feedback Systems, Differential equation of Physical Systems – Mechanical Systems, Electrical Systems, Analogous Systems. Block diagrams and signal flow graphs: Transfer functions, Block diagram algebra and Signal Flow graphs. **L1, L2, L3**

Module -2

Time Response of feedback control systems: Standard test signals, Unit step response of First and Second order Systems. Time response specifications, Time response specifications of second order systems, steady state errors and error constants. Introduction to PI, PD and PID Controllers (excluding design). **L1, L2, L3**

Module -3

Stability analysis: Concepts of stability, Necessary conditions for Stability, Routh stability criterion, Relative stability analysis: more on the Routh stability criterion, Introduction to Root-Locus Techniques, The root locus concepts, Construction of root loci. **L1, L2, L3**

Module -4

Frequency domain analysis and stability:
Correlation between time and frequency response, Bode Plots, Experimental determination of transfer function.
Introduction to Polar Plots, (Inverse Polar Plots excluded) Mathematical preliminaries, Nyquist Stability criterion, (Systems with transportation lag excluded)
Introduction to lead, lag and lead-lag compensating networks (excluding design).
L1, L2, L3

Module -5

Introduction to Digital Control System: Introduction, Spectrum Analysis of Sampling process, Signal reconstruction, Difference equations. Introduction to State variable analysis: Introduction, Concept of State, State variables & State model, State model for Linear Continuous & Discrete time systems, Diaganolisation.

L1, L2, L3

Course Outcomes: At the end of the course, the students will be able to

- Develop the mathematical model of mechanical and electrical systems
- Develop transfer function for a given control system using block diagram reduction techniques and signal flow graph method
- Determine the time domain specifications for first and second order systems
- Determine the stability of a system in the time domain using Routh-Hurwitz criterion and Root-locus technique.
- Determine the stability of a system in the frequency domain using Nyquist and bode plots
- Develop a control system model in continuous and discrete time using state variable techniques

Text Book:

J.Nagarath and M.Gopal, " Control Systems Engineering", New Age International (P) Limited, Publishers, Fifth edition-2005, ISBN: 81-224-2008-7.

Reference Books:

1. "Modern Control Engineering," K.Ogata, Pearson Education Asia/PHI, 4th Edition, 2002. ISBN 978-81-203-4010-7.
2. "Automatic Control Systems", Benjamin C. Kuo, John Wiley India Pvt. Ltd., 8th Edition, 2008.
3. "Feedback and Control System," Joseph J Distefano III et al., Schaum's Outlines, TMH, 2nd Edition 2007.

PRINCIPLES OF COMMUNICATION SYSTEMS
SEMESTER – IV (EC/TC)
[As per Choice Based Credit System (CBCS) Scheme]

Course Code	**17EC44**	**CIE Marks**	**40**
Number of Lecture Hours/Week	**04**	**SEE Marks**	**60**
Total Number of Lecture Hours	**50 (10 Hours per Module)**	**Exam Hours**	**03**

CREDITS – 04

Course objectives: This course will enable students to:

- Design simple systems for generating and demodulating AM, DSB, SSB and VSB signals.
- Understand the concepts in Angle modulation for the design of communication systems.
- Design simple systems for generating and demodulating frequency modulated signals.
- Learn the concepts of random process and various types of noise.
- Evaluate the performance of the communication system in presence of noise.
- Analyze pulse modulation and sampling techniques.

Module – 1

AMPLITUDE MODULATION: Introduction, Amplitude Modulation: Time & Frequency – Domain description, Switching modulator, Envelop detector.

DOUBLE SIDE BAND-SUPPRESSED CARRIER MODULATION: Time and Frequency – Domain description, Ring modulator, Coherent detection, Costas Receiver, Quadrature Carrier Multiplexing.

SINGLE SIDE–BAND AND VESTIGIAL SIDEBAND METHODS OF MODULATION: SSB Modulation, VSB Modulation, Frequency Translation, Frequency- Division Multiplexing, Theme Example: VSB Transmission of Analog and Digital Television. (Chapter 3 of Text). **L1, L2, L3**

Module – 2

ANGLE MODULATION: Basic definitions, Frequency Modulation: Narrow Band FM, Wide Band FM, Transmission bandwidth of FM Signals, Generation of FM Signals, Demodulation of FM Signals, FM Stereo Multiplexing, Phase–Locked Loop: Nonlinear model of PLL, Linear model of PLL, Nonlinear Effects in FM Systems. The Superheterodyne Receiver (refer Chapter 4 of Text). **L1, L2, L3**

Module – 3

RANDOM VARIABLES & PROCESS: Introduction, Probability, Conditional Probability, Random variables, Several Random Variables. Statistical Averages: Function of a random variable, Moments, Random Processes, Mean, Correlation and Covariance function: Properties of autocorrelation function, Cross–correlation functions (refer Chapter 5 of Text).

NOISE: Shot Noise, Thermal noise, White Noise, Noise Equivalent Bandwidth (refer Chapter 5 of Text), Noise Figure (refer Section 6.7 of Text). **L1, L2, L3**

Module – 4

NOISE IN ANALOG MODULATION: Introduction, Receiver Model, Noise in DSB-SC receivers, Noise in AM receivers, Threshold effect, Noise in FM receivers, Capture effect, FM threshold effect, FM threshold reduction, Pre-emphasis and De-emphasis in FM (refer Chapter 6 of Text). **L1, L2, L3**

Module – 5

DIGITAL REPRESENTATION OF ANALOG SIGNALS: Introduction, Why Digitize Analog Sources?, The Sampling process, Pulse Amplitude Modulation, Time Division Multiplexing, Pulse-Position Modulation, Generation of PPM Waves, Detection of PPM Waves, The Quantization Process, Quantization Noise, Pulse–Code Modulation: Sampling, Quantization, Encoding, Regeneration, Decoding, Filtering, Multiplexing (refer Chapter 7 of Text), Application to Vocoder (refer Section 6.8 of Reference Book 1). **L1, L2, L3**

Course Outcomes: At the end of the course, students will be able to:

- Determine the performance of analog modulation schemes in time and frequency domains.
- Determine the performance of systems for generation and detection of modulated analog signals.
- Characterize analog signals in time domain as random processes and in frequency domain using Fourier transforms.
- Characterize the influence of channel on analog modulated signals
- Determine the performance of analog communication systems.
- Understand the characteristics of pulse amplitude modulation, pulse position modulation and pulse code modulation systems.

Text Book:

Communication Systems, Simon Haykins & Moher, 5th Edition, John Willey, India Pvt. Ltd, 2010, ISBN 978 – 81 – 265 – 2151 – 7.

Reference Books:

1. **Modern Digital and Analog Communication Systems,** B. P. Lathi, Oxford University Press., 4th edition.
2. **An Introduction to Analog and Digital Communication**, Simon Haykins, John Wiley India Pvt. Ltd., 2008, ISBN 978–81–265–3653–5.
3. **Principles of Communication Systems**, H.Taub & D.L.Schilling, TMH, 2011.
4. **Communication Systems**, Harold P.E, Stern Samy and A.Mahmond, Pearson Edition, 2004.
5. **Communication Systems**: **Analog and Digital,** R.P.Singh and S.Sapre: TMH 2nd edition, 2007.

LINEAR INTEGRATED CIRCUITS
SEMESTER – IV (EC/TC)
[As per Choice Based Credit System (CBCS) Scheme]

Course Code	**17EC45**	**CIE Marks**	**40**
Number of Lecture Hours/Week	**04**	**SEE Marks**	**60**
Total Number of Lecture Hours	**50 (10 Hours per Module)**	**Exam Hours**	**03**

CREDITS – 04

Course objectives: This course will enable students to:

- Define and describe various parameters of Op-Amp, its characteristics and specifications.
- Discuss the effects of Input and Output voltage ranges upon Op-Amp circuits.
- Sketch and Analyze Op-Amp circuits to determine Input Impedances, output Impedances and other performance parameters.
- Sketch and Explain typical Frequency Response graphs for each of the Filter circuits showing Butterworth and Chebyshev responses where ever appropriate.
- Describe and Sketch the various switching circuits of Op-Amps and analyze its operations.
- Differentiate between various types of DACs and ADCs and evaluate the performance of each with neat circuit diagrams and assuming suitable inputs.

Module – 1

Operational Amplifier Fundamentals:

Basic Op-amp circuit, Op-Amp parameters – Input and output voltage, CMRR and PSRR, offset voltages and currents, Input and output impedances, Slew rate and Frequency limitations. **OP-Amps as DC Amplifiers** – Biasing OP-amps, Direct coupled voltage followers, Non-inverting amplifiers, inverting amplifiers, Summing amplifiers, and Difference amplifiers. Interpretation of OP-amp LM741 & TL081 datasheet. **(Text1) L1, L2,L3**

Module – 2

Op-Amps as AC Amplifiers: Capacitor coupled voltage follower, High input impedance – Capacitor coupled voltage follower, Capacitor coupled non inverting amplifiers, High input impedance – Capacitor coupled Non inverting amplifiers, Capacitor coupled inverting amplifiers, setting the upper cut-off frequency, Capacitor coupled difference amplifier.

OP-Amp Applications: Voltage sources, current sources and current sinks, current amplifiers, instrumentation amplifier, precision rectifiers.**(Text1) L1, L2,L3**

Module – 3

More Applications : Limiting circuits, Clamping circuits, Peak detectors, Sample and hold circuits, V to I and I to V converters, Differentiating Circuit, Integrator Circuit, Phase shift oscillator, Wien bridge oscillator, Crossing detectors**,** inverting Schmitt trigger. **(Text 1)**

Log and antilog amplifiers, Multiplier and divider. **(Text2) L1, L2,L3**

Module – 4

Active Filters: First order and second order active Low-pass and high pass filters, Bandpass Filter, Bandstop Filter. **(Text 1)**

Voltage Regulators: Introduction, Series Op-amp regulator, IC voltage regulators. 723 general purpose regulators. **(Text 2) L1, L2,L3**

Module – 5

Phase locked loop: Basic Principles, Phase detector/comparator, VCO.
DAC and ADC convertor: DAC using R-2R, ADC using Successive approximation.

Other IC Application: 555 timer, Basic timer circuit, 555 timer used as astable and monostable multivibrator. **(Text 2) L1, L2,L3**

Course Outcomes: After studying this course, students will be able to:

- Explain Op-Amp circuit and parameters including CMRR, PSRR, Input & Output Impedances and Slew Rate.
- Design Op-Amp based Inverting, Non-inverting, Summing & Difference Amplifier, and AC Amplifiers including Voltage Follower.
- Test circuits of Op-Amp based Voltage/ Current Sources & Sinks, Current, Instrumentation and Precision Amplifiers.
- Test circuits of Op-Amp based linear and non-linear circuits comprising of limiting, clamping, Sample & Hold, Differentiator/ Integrator Circuits, Peak Detectors, Oscillators and Multiplier & Divider.
- Design first & second order Low Pass, High Pass, Band Pass, Band Stop Filters and Voltage Regulators using Op-Amps.
- Explain applications of linear ICs in phase detector, VCO, DAC, ADC and Timer.

Text Books:

1. "Operational Amplifiers and Linear IC's", David A. Bell, 2nd edition, PHI/Pearson, 2004. ISBN 978-81-203-2359-9.
2. "Linear Integrated Circuits", D. Roy Choudhury and Shail B. Jain, 4thedition, Reprint 2006, New Age International ISBN 978-81-224-3098-1.

Reference Books:

1. Ramakant A Gayakwad, "Op-Amps and Linear Integrated Circuits", Pearson, 4th Ed, 2015. ISBN 81-7808-501-1.
2. B Somanathan Nair, "Linear Integrated Circuits: Analysis, Design & Applications," Wiley India, 1st Edition, 2015.
3. James Cox, "Linear Electronics Circuits and Devices", Cengage Learning, Indian Edition, 2008, ISBN-13: 978-07-668-3018-7.
4. Data Sheet: http://www.ti.com/lit/ds/symlink/tl081.pdf.

MICROPROCESSORS
SEMESTER – IV (EC/TC)
[As per Choice Based Credit System (CBCS) Scheme]

Course Code	**17EC46**	**CIE Marks**	**40**
Number of Lecture Hours/Week	**03**	**SEE Marks**	**60**
Total Number of Lecture Hours	**40 (08 Hours per Module)**	**Exam Hours**	**03**

CREDITS – 03

Course objectives: This course will enable students to:

- Familiarize basic architecture of 8086 microprocessor
- Program 8086 Microprocessor using Assembly Level Language
- Use Procedures in 8086 Programs
- Understand interfacing of 16 bit microprocessor with memory and peripheral chips involving system design
- Understand the Von-Neumann, Harvard, CISC & RISC CPU architecture.

Module -1

8086 PROCESSOR: Historical background (refer Reference Book 1), 8086 CPU Architecture (1.1 – 1.3 of Text).

Addressing modes, Machine language instruction formats. (2.2, 2.1 of Text).

INSTRUCTION SET OF 8086: Data transfer and arithmetic instructions. Control/Branch Instructions, Illustration of these instructions with example programs (2.3 of Text). **L1, L2, L3**

Module -2

Logical Instructions, String manipulation instructions, Flag manipulation and Processor control instructions, Illustration of these instructions with example programs. Assembler Directives and Operators, Assembly Language Programming and example programs (2.3, 2.4, 3.4 of Text). **L1, L2, L3**

Module -3

Stack and Interrupts:
Introduction to stack, Stack structure of 8086, Programming for Stack. Interrupts and Interrupt Service routines, Interrupt cycle of 8086, NMI, INTR, Interrupt programming, Timing and Delays. (Chap. 4 of Text). **L1, L2, L3**

Module -4

8086 Bus Configuration and Timings:
Physical memory Organization, General Bus operation cycle, I/O addressing capability, Special processor activities, Minimum mode 8086 system and Timing diagrams, Maximum Mode 8086 system and Timing diagrams. (1.4 to 1.9 of Text).

Basic Peripherals and their Interfacing with 8086 (Part 1): Static RAM Interfacing with 8086 (5.1.1), Interfacing I/O ports, PIO 8255, Modes of operation – Mode-0 and BSR Mode, Interfacing simple switches and simple LEDs using 8255 (Refer 5.3, 5.4, 5.5 of Text). **L1, L2, L3**

Module 5

Basic Peripherals and their Interfacing with 8086 (Part 2):
Interfacing ADC-0808/0809, DAC-0800, Stepper Motor using 8255 (5.6.1, 5.7.2, 5.8). Timer 8254 – Mode 0 & 3 and Interfacing programmes for these modes (refer 6.1 of Text).

INT 21H DOS Function calls - for handling Keyboard and Display (refer Appendix-B of Text).

Von-Neumann & Harvard CPU architecture and CISC & RISC CPU architecture (refer Reference Book 1). **L1, L2, L3**

Course Outcomes: At the end of the course students will be able to:

- Explain the History of evaluation of Microprocessors, Architecture and instruction set of 8086, CISC & RISC, Von-Neumann & Harvard CPU Architecture, Configuration & Timing diagrams of 8086 and Instruction set of 8086.
- Write 8086 Assembly level programs using the 8086 instruction set
- Write modular programs using procedures.
- Write 8086 Stack and Interrupts programming.
- Interface 8086 to Static memory chips and 8255, 8254, 0808 ADC, 0800 DAC, Keyboard, Display and Stepper motors.
- Use INT 21 DOS interrupt function calls to handle Keyboard and Display.

Text Book:

Advanced Microprocessors and Peripherals - A.K. Ray and K.M. Bhurchandi, TMH, 3rd Edition, 2012, ISBN 978-1-25-900613-5.

Reference Books:

1. **Microprocessor and Interfacing**- Douglas V Hall, SSSP Rao, 3rd edition TMH, 2012.
2. **Microcomputer systems-The 8086 / 8088 Family** – Y.C. Liu and A. Gibson, 2nd edition, PHI -2003.
3. **The 8086 Microprocessor: Programming & Interfacing the PC** – Kenneth J Ayala, CENGAGE Learning, 2011.
4. **The Intel Microprocessor, Architecture, Programming and Interfacing** - Barry B. Brey, 6e, Pearson Education / PHI, 2003.

MICROPROCESSOR LAB

SEMESTER – IV (EC/TC)

[As per Choice Based Credit System (CBCS) Scheme]

Laboratory Code	**17ECL47**	**CIE Marks**	**40**
Number of Lecture Hours/Week	**01Hr Tutorial (Instructions) + 02 Hours Laboratory**	**SEE Marks**	**60**
RBT Level	**L1, L2, L3**	**Exam Hours**	**03**

CREDITS – 02

Course objectives: This course will enable students to:

- Get familiarize with 8086 instructions and DOS 21H interrupts and function calls.
- Develop and test assembly language programs to use instructions of 8086.
- Get familiarize with interfacing of various peripheral devices with 8086 microprocessor for simple applications.

Laboratory Experiments:

1. Programs involving:

Data transfer instructions like:

i) Byte and word data transfer in different addressing Modes
ii) Block move (with and without overlap)
iii) Block interchange

2. Programs involving:

Arithmetic & logical operations like:

i) Addition and Subtraction of multi precision nos.
ii) Multiplication and Division of signed and unsigned Hexadecimal nos.
iii) ASCII adjustment instructions.
iv) Code conversions.

3. Programs involving:

Bit manipulation instructions like checking:

i) Whether given data is positive or negative
ii) Whether given data is odd or even
iii) Logical 1's and 0's in a given data
iv) 2 out 5 code
v) Bit wise and nibble wise palindrome

4. Programs involving:

Branch/ Loop instructions like

i) Arrays: addition/subtraction of N nos., Finding largest and smallest nos., Ascending and descending order.
ii) Two application programs using Procedures and Macros (Subroutines).

5. Programs involving

String manipulation like string transfer, string reversing, searching for a string.

6. Programs involving

Programs to use DOS interrupt INT 21h Function calls for Reading a Character from keyboard, Buffered Keyboard input, Display of character/ String on console.

7. Interfacing Experiments:

Experiments on interfacing 8086 with the following interfacing modules through DIO (Digital Input/Output - PCI bus compatible card / 8086 Trainer)

1. Matrix keyboard interfacing
2. Seven segment display interface
3. Logical controller interface
4. Stepper motor interface
5. ADC and DAC Interface (8 bit)
6. Light dependent resistor (LDR), Relay and Buzzer Interface to make light operated switches

Course Outcomes: On the completion of this laboratory course, the students will be able to:

- Write and execute 8086 assembly level programs to perform data transfer, arithmetic and logical operations.
- Understand assembler directives, branch, loop operations and DOS 21H Interrupts.
- Write and execute 8086 assembly level programs to sort and search elements in a given array.
- Perform string transfer, string reversing, searching a character in a string with string manipulation instructions of 8086.
- Utilize procedures and macros in programming 8086.
- Demonstrate the interfacing of 8086 with 7 segment display, matrix keyboard, logical controller, stepper motor, ADC, DAC, and LDR for simple applications.

Conduct of Practical Examination:

- All laboratory experiments are to be included for practical examination.
- For examination, one question from software and one question from hardware interfacing to be set.
- Students are allowed to pick one experiment from the lot.
- Change of experiment is allowed only once and Marks allotted to the procedure part to be made zero.

LINEAR ICS AND COMMUNICATION LAB

SEMESTER – IV (EC/TC)

[As per Choice Based Credit System (CBCS) Scheme]

Laboratory Code	**17ECL48**	**CIE Marks**	**40**
Number of Lecture Hours/Week	**01Hr Tutorial (Instructions) + 02 Hours Laboratory**	**SEE Marks**	**60**
RBT Level	**L1, L2, L3**	**Exam Hours**	**03**

CREDITS – 02

Course objectives: This laboratory course enables students to:

- Design, Demonstrate and Analyze instrumentation amplifier, filters, DAC, adder, differentiator and integrator circuits, using op-amp.
- Design, Demonstrate and Analyze multivibrators and oscillator circuits using Op-amp
- Design, Demonstrate and Analyze analog systems for AM, FM and Mixer operations.
- Design, Demonstrate and Analyze balance modulation and frequency synthesis.
- Demonstrate and Analyze pulse sampling and flat top sampling.

Laboratory Experiments:

1. Design an instrumentation amplifier of a differential mode gain of 'A' using three amplifiers.
2. Design of RC Phase shift and Wien's bridge oscillators using Op-amp.
3. Design active second order Butterworth low pass and high pass filters.
4. Design 4 bit R – 2R Op-Amp Digital to Analog Converter (i) using 4 bit binary input from toggle switches and (ii) by generating digital inputs using mod-16 counter.
5. Design Adder, Integrator and Differentiator using Op-Amp.
6. Design of Monostable and Astable Multivibrator using 555 Timer.
7. Demonstrate Pulse sampling, flat top sampling and reconstruction.
8. Amplitude modulation using transistor/FET (Generation and detection).
9. Frequency modulation using IC 8038/2206 and demodulation.
10. Design BJT/FET Mixer.
11. DSBSC generation using Balance Modulator IC 1496/1596.
12. Frequency synthesis using PLL.

Course Outcomes: This laboratory course enables students to:

- Illustrate the pulse and flat top sampling techniques using basic circuits.
- Demonstrate addition and integration using linear ICs, and 555 timer operations to generate signals/pulses.
- Demonstrate AM and FM operations and frequency synthesis.
- Design and illustrate the operation of instrumentation amplifier, LPF, HPF, DAC and oscillators using linear IC.

Conduct of Practical Examination:

- All laboratory experiments are to be included for practical examination.
- Students are allowed to pick one experiment from the lot.
- Change of experiment is allowed only once and Marks allotted to the procedure part to be made zero.

B.E E&C FIFTH SEMESTER SYLLABUS

MANAGEMENT AND ENTREPRENEURSHIP DEVELOPMENT B.E., V Semester, EC/TC/EI/BM/ML			
Course Code	**15ES51**	**CIE Marks**	**40**
Number of Lecture Hours/Week	**04**	**SEE Marks**	**60**
Total Number of Lecture Hours	**50 (10 Hours / Module)**	**Exam Hours**	**03**

CREDITS – 04

Course Objectives: This course will enable students to:

- Understand basic skills of Management
- Understand the need for Entrepreneurs and their skills
- Understand Project identification and Selection
- Identify the Management functions and Social responsibilities
- Distinguish between management and administration

Module-1

Management: Nature and Functions of Management – Importance, Definition, Management Functions, Levels of Management, Roles of Manager, Managerial Skills, Management & Administration, Management as a Science, Art & Profession (Selected topics of Chapter 1, Text 1).

Planning: Planning-Nature, Importance, Types, Steps and Limitations of Planning; Decision Making – Meaning, Types and Steps in Decision Making(Selected topics from Chapters 4 & 5, Text 1). **L1, L2**

Module-2

Organizing and Staffing: Organization-Meaning, Characteristics, Process of Organizing, Principles of Organizing, Span of Management (meaning and importance only), Departmentalisation, Committees–Meaning, Types of Committees; Centralization Vs Decentralization of Authority and Responsibility; **Staffing**-Need and Importance**,** Recruitment and Selection Process (Selected topics from Chapters 7, 8 & 11,Text 1).

Directing and Controlling: Meaning and Requirements of Effective Direction, Giving Orders; Motivation-Nature of Motivation, Motivation Theories (Maslow's Need-Hierarchy Theory and Herzberg's Two Factor Theory); Communication – Meaning, Importance and Purposes of Communication; Leadership-Meaning, Characteristics, Behavioural Approach of Leadership; Coordination-Meaning, Types, Techniques of Coordination; Controlling – Meaning, Need for Control System, Benefits of Control, Essentials of Effective Control System, Steps in Control Process (Selected topics from Chapters 15 to 18 and 9, Text 1). **L1, L2**

Module-3

Social Responsibilities of Business: Meaning of Social Responsibility, Social Responsibilities of Business towards Different Groups, Social Audit, Business Ethics and Corporate Governance (Selected topics from Chapter 3, Text 1).

Entrepreneurship: Definition of Entrepreneur, Importance of Entrepreneurship, concepts of Entrepreneurship, Characteristics of successful Entrepreneur, Classification of Entrepreneurs, Myths of Entrepreneurship, Entrepreneurial Development models, Entrepreneurial development cycle, Problems faced by Entrepreneurs and capacity

building for Entrepreneurship (Selected topics from Chapter 2, Text 2). **L1, L2**

Module-4

Modern Small Business Enterprises: Role of Small Scale Industries, Impact of Globalization and WTO on SSIs, Concepts and definitions of SSI Enterprises, Government policy and development of the Small Scale sector in India, Growth and Performance of Small Scale Industries in India, Sickness in SSI sector, Problems for Small Scale Industries, Ancillary Industry and Tiny Industry (Definition only) (Selected topics from Chapter1, Text 2).

Institutional Support for Business Enterprises: Introduction, Policies & Schemes of Central Level Institutions, State Level Institutions (Selected topics from Chapter 4, Text 2). **L1, L2**

Module-5

Projects Management: AProject. Search for a Business idea**:** Introduction, Choosing an Idea, Selection of product, The Adoption process, Product Innovation, Product Planning and Development Strategy, Product Planning and Development Process. Concepts of Projects and Classification**:** Introduction, Meaning of Projects, Characteristics of a Project, Project Levels, Project Classification, Aspects of a Project, The project Cycle, Features and Phases of Project management, Project Management Processes. Project Identification**:** Feasibility Report, Project Feasibility Analysis. Project Formulation**:** Meaning, Steps in Project formulation, Sequential Stages of Project Formulation, Project Evaluation.

Project Design and Network Analysis: Introduction, Importance of Network Analysis, Origin of PERT and CPM, Network, Network Techniques, Need for Network Techniques, Steps in PERT, CPM, Advantages, Limitations and Differences.

(Selected topics from Chapters 16 to 20 of Unit 3, Text 3). **L1, L2, L3**

Course Outcomes: After studying this course, students will be able to:

- Understand the fundamental concepts of Management and Entrepreneurship
- Select a best Entrepreneurship model for the required domain of establishment
- Describe the functions of Managers, Entrepreneurs and their social responsibilities
- Compare various types of Entrepreneurs
- Analyze the Institutional support by various state and central government agencies

Text Books:

1. Principles of Management – P.C Tripathi, P.N Reddy, McGraw Hill Education, 6th Edition, 2017. ISBN-13:978-93-5260-535-4.
2. Entrepreneurship Development Small Business Enterprises- Poornima M Charantimath, Pearson Education 2008, ISBN 978-81-7758-260-4.
3. Dynamics of Entrepreneurial Development and Management by Vasant Desai. HPH 2007, ISBN: 978-81-8488-801-2.

Reference Book:

Essentials of Management: An International, Innovation and Leadership perspective by Harold Koontz, Heinz Weihrich McGraw Hill Education, 10th Edition 2016. ISBN- 978-93-392-2286-4.

DIGITAL SIGNAL PROCESSING

B.E., V Semester, Electronics & Communication Engineering / Telecommunication Engineering

[As per Choice Based Credit System (CBCS) Scheme]

Course Code	**17EC52**	**CIE Marks**	**40**
Number of Lecture Hours/Week	**04**	**SEE Marks**	**60**
Total Number of Lecture Hours	**50 (10 Hours / Module)**	**Exam Hours**	**03**

CREDITS – 04

Course objectives: This course will enable students to

- Understand the frequency domain sampling and reconstruction of discrete time signals.
- Study the properties and the development of efficient algorithms for the computation of DFT.
- Realization of FIR and IIR filters in different structural forms.
- Learn the procedures to design of IIR filters from the analog filters using impulse invariance and bilinear transformation.
- Study the different windows used in the design of FIR filters and design appropriate filters based on the specifications.

Module-1

Discrete Fourier Transforms (DFT): Frequency domain sampling and reconstruction of discrete time signals. DFT as a linear transformation, its relationship with other transforms. Properties of DFT, multiplication of two DFTs- the circular convolution. **L1, L2**

Module-2

Additional DFT properties, use of DFT in linear filtering, overlap-save and overlap-add method. Fast-Fourier-Transform (FFT) algorithms: Direct computation of DFT, need for efficient computation of the DFT (FFT algorithms). **L1, L2, L3**

Module-3

Radix-2 FFT algorithm for the computation of DFT and IDFT–decimation-in-time and decimation-in-frequency algorithms. Goertzel algorithm, and chirp-z transform. **L1, L2, L3**

Module-4

Structure for IIR Systems: Direct form, Cascade form, Parallel form structures.
IIR filter design: Characteristics of commonly used analog filter – Butterworth and Chebyshev filters, analog to analog frequency transformations.
Design of IIR Filters from analog filter using Butterworth filter: Impulse invariance, Bilinear transformation. **L1, L2, L3**

Module-5

Structure for FIR Systems: Direct form, Linear Phase, Frequency sampling structure, Lattice structure.
FIR filter design: Introduction to FIR filters, design of FIR filters using - Rectangular, Hamming, Hanning and Bartlett windows. **L1, L2, L3**

Course Outcomes: After studying this course, students will be able to:

- Determine response of LTI systems using time domain and DFT techniques.
- Compute DFT of real and complex discrete time signals.
- Computation of DFT using FFT algorithms and linear filtering approach.
- Solve problems on digital filter design and realize using digital computations.

Text Book:

Digital signal processing – Principles Algorithms & Applications, Proakis & Monalakis, Pearson education, 4th Edition, New Delhi, 2007.

Reference Books:

1. Discrete Time Signal Processing, Oppenheim & Schaffer, PHI, 2003.
2. Digital Signal Processing, S. K. Mitra, Tata Mc-Graw Hill, 3rd Edition, 2010.
3. Digital Signal Processing, Lee Tan: Elsevier publications, 2007.

VERILOG HDL

B.E., V Semester, Electronics & Communication Engineering/ Telecommunication Engineering

[As per Choice Based Credit System (CBCS) Scheme]

Course Code	**17EC53**	**CIE Marks**	**40**
Number of Lecture Hours/Week	**04**	**SEE Marks**	**60**
Total Number of Lecture Hours	**50 (10 Hours / Module)**	**Exam Hours**	**03**

CREDITS – 04

Course objectives: This course will enable students to:

- Differentiate between Verilog and VHDL descriptions.
- Learn different Verilog HDL and VHDL constructs.
- Familiarize the different levels of abstraction in Verilog.
- Understand Verilog Tasks and Directives.
- Understand timing and delay Simulation.
- Learn VHDL at design levels of data flow, behavioral and structural for effective modeling of digital circuits.

Module-1

Overview of Digital Design with Verilog HDL

Evolution of CAD, emergence of HDLs, typical HDL-flow, why Verilog HDL?, trends in HDLs. (Text1)

Hierarchical Modeling Concepts

Top-down and bottom-up design methodology, differences between modules and module instances, parts of a simulation, design block, stimulus block. (Text1)

L1, L2, L3

Module-2

Basic Concepts

Lexical conventions, data types, system tasks, compiler directives. (Text1)

Modules and Ports

Module definition, port declaration, connecting ports, hierarchical name referencing. (Text1) **L1, L2, L3**

Module-3

Gate-Level Modeling

Modeling using basic Verilog gate primitives, description of and/or and buf/not type gates, rise, fall and turn-off delays, min, max, and typical delays. (Text1)

Dataflow Modeling

Continuous assignments, delay specification, expressions, operators, operands, operator types. (Text1) **L1, L2, L3**

Module-4

Behavioral Modeling

Structured procedures, initial and always, blocking and non-blocking statements, delay control, generate statement, event control, conditional statements, Multiway branching, loops, sequential and parallel blocks. (Text1) **L1, L2, L3**

Module-5

Introduction to VHDL

Introduction: Why use VHDL?, Shortcomings, Using VHDL for Design Synthesis,

Design tool flow, Font conventions.
Entities and Architectures: Introduction, A simple design, Design entities, Identifiers, Data objects, Data types, and Attributes. (Text 2) **L1, L2, L3**

Course Outcomes: At the end of this course, students should be able to

- Write Verilog programs in gate, dataflow (RTL), behavioral and switch modeling levels of Abstraction.
- Write simple programs in VHDL in different styles.
- Design and verify the functionality of digital circuit/system using test benches.
- Identify the suitable Abstraction level for a particular digital design.
- Write the programs more effectively using Verilog tasks and directives.
- Perform timing and delay Simulation.

Text Books:

1. Samir Palnitkar, "**Verilog HDL: A Guide to Digital Design and Synthesis"**, Pearson Education, Second Edition.
2. Kevin Skahill, "**VHDL for Programmable Logic**", PHI/Pearson education, 2006.

Reference Books:

1. Donald E. Thomas, Philip R. Moorby, "The Verilog Hardware Description Language", Springer Science+Business Media, LLC, Fifth edition.
2. Michael D. Ciletti, "Advanced Digital Design with the Verilog HDL" Pearson (Prentice Hall), Second edition.
3. Padmanabhan, Tripura Sundari, "Design through Verilog HDL", Wiley, 2016 or earlier.

INFORMATION THEORY AND CODING

B.E., V Semester, Electronics & Communication Engineering / Telecommunication Engineering

[As per Choice Based Credit System (CBCS) Scheme]

Course Code	**17EC54**	**CIE Marks**	**40**
Number of Lecture Hours/Week	**04**	**SEE Marks**	**60**
Total Number of Lecture Hours	**50 (10 Hours / Module)**	**Exam Hours**	**03**

CREDITS – 04

Course Objectives: This course will enable students to:

- Understand the concept of Entropy, Rate of information and order of the source with reference to dependent and independent source.
- Study various source encoding algorithms.
- Model discrete & continuous communication channels.
- Study various error control coding algorithms.

Module-1

Information Theory: Introduction, Measure of information, Information content of message, Average Information content of symbols in Long Independent sequences, Average Information content of symbols in Long dependent sequences, Markov Statistical Model of Information Sources, Entropy and Information rate of Markoff Sources (Section 4.1, 4.2 of Text 1). **L1, L2, L3**

Module-2

Source Coding: Source coding theorem, Prefix Codes, Kraft McMillan Inequality property – KMI (Section 2.2 of Text 2).

Encoding of the Source Output, Shannon's Encoding Algorithm (Sections 4.3, 4.3.1 of Text 1).

Shannon Fano Encoding Algorithm, Huffman codes, Extended Huffman coding, Arithmetic Coding, Lempel – Ziv Algorithm (Sections 3.6, 3.7, 3.8, 3.10 of Text 3).

L1, L2, L3

Module-3

Information Channels: Communication Channels (Section 4.4 of Text 1).

Channel Models, Channel Matrix, Joint probabilty Matrix, Binary Symmetric Channel, System Entropies, Mutual Information, Channel Capacity, Channel Capacity of : Binary Symmetric Channel, Binary Erasure Channel, Muroga,s Theorem, Contineuos Channels (Sections 4.2, 4.3, 4.4, 4.6, 4.7 of Text 3). **L1, L2, L3**

Module-4

Error Control Coding:

Introduction, Examples of Error control coding, methods of Controlling Errors, Types of Errors, types of Codes, Linear Block Codes: matrix description of Linear Block Codes, Error Detection and Error Correction Capabilities of Linear Block Codes, Single Error Correcting hamming Codes, Table lookup Decoding using Standard Array.

Binary Cyclic Codes: Algebraic Structure of Cyclic Codes, Encoding using an (n-k) Bit Shift register, Syndrome Calculation, Error Detection and Correction

(Sections 9.1, 9.2, 9.3, 9.3.1, 9.3.2, 9.3.3 of Text 1). **L1, L2, L3**

Module-5

Some Important Cyclic Codes: Golay Codes, BCH Codes(Section 8.4 – Article 5 of Text 2).

Convolution Codes: Convolution Encoder, Time domain approach, Transform domain approach, Code Tree, Trellis and State Diagram, The Viterbi Algorithm) (Section 8.5 – Articles 1,2 and 3, 8.6- Article 1 of Text 2). **L1, L2, L3**

Course Outcomes: At the end of the course the students will be able to:

- Explain concept of Dependent & Independent Source, measure of information, Entropy, Rate of Information and Order of a source
- Represent the information using Shannon Encoding, Shannon Fano, Prefix and Huffman Encoding Algorithms
- Model the continuous and discrete communication channels using input, output and joint probabilities
- Determine a codeword comprising of the check bits computed using Linear Block codes, cyclic codes & convolutional codes
- Design the encoding and decoding circuits for Linear Block codes, cyclic codes, convolutional codes, BCH and Golay codes.

Text Books:

1. Digital and analog communication systems, K. Sam Shanmugam, John Wiley India Pvt. Ltd, 1996.
2. Digital communication, Simon Haykin, John Wiley India Pvt. Ltd, 2008.
3. Information Theory and Coding, Muralidhar Kulkarni, K.S. Shivaprakasha, Wiley India Pvt. Ltd, 2015, ISBN:978-81-265-5305-1.

Reference Books:

1. ITC and Cryptography, Ranjan Bose, TMH, II edition, 2007
2. Principles of digital communication, J. Das, S. K. Mullick, P. K. Chatterjee, Wiley, 1986 - Technology & Engineering
3. Digital Communications – Fundamentals and Applications, Bernard Sklar, Second Edition, Pearson Education, 2016, ISBN: 9780134724058.
4. Information Theory and Coding, K.N.Haribhat, D.Ganesh Rao, Cengage Learning, 2017.

NANOELECTRONICS

B.E., V Semester, Electronics & Communication Engineering / Telecommunication Engineering

[As per Choice Based Credit System (CBCS) Scheme]

Course Code	**17EC551**	**CIE Marks**	**40**
Number of Lecture Hours/Week	**03**	**SEE Marks**	**60**
Total Number of Lecture Hours	**40 (8 Hours / Module)**	**Exam Hours**	**03**

CREDITS – 03

Course Objectives: This course will enable students to:

- Enhance basic engineering science and technical knowledge of nanoelectronics.
- Explain basics of top-down and bottom-up fabrication process, devices and systems.
- Describe technologies involved in modern day electronic devices.
- Know various nanostructures of carbon and the nature of the carbon bond itself.
- Learn the photo physical properties of sensor used in generating a signal.

Module-1

Introduction: Overview of nanoscience and engineering. Development milestones in microfabrication and electronic industry. Moore's law and continued miniaturization, Classification of Nanostructures, Electronic properties of atoms and solids: Isolated atom, Bonding between atoms, Giant molecular solids, Free electron models and energy bands, crystalline solids, Periodicity of crystal lattices, Electronic conduction, effects of nanometerlength scale, Fabrication methods: Top down processes, Bottom up processes methods for templating the growth of nanomaterials, ordering of nanosystems (Text 1). **L1, L2**

Module-2

Characterization: Classification, Microscopic techniques, Field ion microscopy, scanning probe techniques, diffraction techniques: bulk and surface diffraction techniques (Text 1).

Inorganic semiconductor nanostructures: overview of semiconductor physics. Quantum confinement in semiconductor nanostructures: quantum wells, quantum wires, quantum dots, super-lattices, band offsets, electronic density of states (Text 1). **L1, L2**

Module-3

Fabrication techniques: requirements of ideal semiconductor, epitaxial growth of quantum wells, lithography and etching, cleaved-edge over growth, growth of vicinal substrates, strain induced dots and wires, electrostatically induced dots and wires, Quantum well width fluctuations, thermally annealed quantum wells, semiconductor nanocrystals, collidal quantum dots, self-assembly techniques.(Text 1).

Physical processes: modulation doping, quantum hall effect, resonant tunneling, charging effects, ballistic carrier transport, Inter band absorption, intraband absorption, Light emission processes, phonon bottleneck, quantum confined stark effect, nonlinear effects, coherence and dephasing, characterization of semiconductor nanostructures: optical electrical and structural (Text 1). **L1, L2**

Module-4

Carbon Nanostructures: Carbon molecules, Carbon Clusters, Carbon Nanotubes, application of Carbon Nanotubes. (Text 2) **L1, L2**

Module-5

Nanosensors: Introduction, What is Sensor and Nanosensors?, What makes them Possible?, Order From Chaos, Characterization, Perception, Nanosensors Based On Quantum Size Effects, Electrochemical Sensors, Sensors Based On Physical Properties, Nanobiosensors, Smart dust Sensor for the future. (Text 3)

Applications: Injection lasers, quantum cascade lasers, single-photon sources, biological tagging, optical memories, coulomb blockade devices, photonic structures, QWIP's, NEMS, MEMS (Text 1). **L1, L2**

Course Outcomes: After studying this course, students will be able to:

- Know the principles behind Nanoscience engineering and Nanoelectronics.
- Know the effect of particles size on mechanical, thermal, optical and electrical properties of nanomaterials.
- Know the properties of carbon and carbon nanotubes and its applications.
- Know the properties used for sensing and the use of smart dust sensors.
- Apply the knowledge to prepare and characterize nanomaterials.
- Analyse the process flow required to fabricate state-of-the-art transistor technology.

Text Books:

1. Ed Robert Kelsall, Ian Hamley, Mark Geoghegan, "Nanoscale Science and Technology", John Wiley, 2007.
2. Charles P Poole, Jr, Frank J Owens, "Introduction to Nanotechnology", John Wiley, Copyright 2006, Reprint 2011.
3. T Pradeep, "Nano: The essentials-Understanding Nanoscience and Nanotechnology", TMH.

Reference Book:

Ed William A Goddard III, Donald W Brenner, Sergey E. Lyshevski, Gerald J Iafrate, "Hand Book of Nanoscience Engineering and Technology", CRC press, 2003.

SWITCHING & FINITE AUTOMATA THEORY

B.E., V Semester, Electronics & Communication Engineering / Telecommunication Engineering

[As per Choice Based Credit System (CBCS) Scheme]

Course Code	**17EC552**	**CIE Marks**	**40**
Number of Lecture Hours/Week	**03**	**SEE Marks**	**60**
Total Number of Lecture Hours	**40 (8 Hours / Module)**	**Exam Hours**	**03**

CREDITS – 03

Course Objectives: This course will enable students to:

- Understand the basics of threshold logic, effect of hazards on digital circuits and techniques of fault detection
- Explain finite state model and minimization techniques
- Know structure of sequential machines, and state identification
- Understand the concept of fault detection experiments

Module-1

Threshold Logic: Introductory Concepts: Threshold element, capabilities and limitations of threshold logic, Elementary Properties, Synthesis of Threshold networks: Unate functions, Identification and realization of threshold functions, The map as a tool in synthesizing threshold networks. (Sections 7.1, 7.2 of Text)
L1, L2, L3

Module-2

Reliable Design and Fault Diagnosis: Hazards, static hazards, Design of Hazard-free Switching Circuits, Fault detection in combinational circuits, Fault detection in combinational circuits: The faults, The Fault Table, Covering the fault table, Fault location experiments: Preset experiments, Adaptive experiments, Boolean differences, Fault detection by path sensitizing. (Sections 8.1, 8.2, 8.3, 8.4, 8.5 of Text)
L1, L2, L3

Module-3

Sequential Machines: Capabilities, Minimization and Transformation
The Finite state model and definitions, capabilities and limitations of finite state machines, State equivalence and machine minimization: k-equivalence, The minimization Procedure, Machine equivalence, Simplification of incompletely specified machines. (Section 10.1, 10.2, 10.3, 10.4 of Text) **L1, L2, L3**

Module-4

Structure of Sequential Machines: Introductory example, State assignment using partitions: closed partitions, The lattice of closed partitions, Reduction of output dependency, Input dependence and autonomous clocks, Covers and generation of closed partitions by state splitting: Covers, The implication graph, An application of state splitting to parallel decomposition. (Section 12.1, 12.2, 12.3, 12.4, 12.5, 12.6 of Text) **L1, L2, L3**

Module-5

State–Identification and Fault Detection Experiments: Experiments, Homing experiments, Distinguishing experiments, Machine identification, Fault detection experiments, Design of diagnosable machines, Second algorithm for the design of

fault detection experiments. (Sections 13.1, 13.2, 13.3, 13.4, 13.5, 13.6, 13.7 of Text) **L1, L2, L3**

Course outcomes: At the end of the course, students should be able to:

- Explain the concept of threshold logic
- Understand the effect of hazards on digital circuits and fault detection and analysis
- Define the concepts of finite state model
- Analyze the structure of sequential machine
- Explain methods of state identification and fault detection experiments

Text Book:

Switching and Finite Automata Theory – Zvi Kohavi, McGraw Hill, 2nd edition, 2010 ISBN: 0070993874.

Reference Books:

1. **Fault Tolerant And Fault Testable Hardware Design**-Parag K Lala, Prentice Hall Inc. 1985.
2. **Digital Circuits and Logic Design**.-Charles Roth Jr, Larry L. Kinney, Cengage Learning, 2014, ISBN: 978-1-133-62847-7.

OPERATING SYSTEM

B.E., V Semester, Electronics & Communication Engineering / Telecommunication Engineering

[As per Choice Based Credit System (CBCS) Scheme]

Course Code	**17EC553**	**CIE Marks**	**40**
Number of Lecture Hours/Week	**03**	**SEE Marks**	**60**
Total Number of Lecture Hours	**40 (8 Hours / Module)**	**Exam Hours**	**03**

CREDITS – 03

Course objectives: This course will enable students to:

- Understand the services provided by an operating system.
- Understand how processes are synchronized and scheduled.
- Understand different approaches of memory management and virtual memory management.
- Understand the structure and organization of the file system
- Understand interprocess communication and deadlock situations.

Module-1

Introduction to Operating Systems

OS, Goals of an OS, Operation of an OS, Computational Structures, Resource allocation techniques, Efficiency, System Performance and User Convenience, Classes operating System, Batch processing, Multi programming, Time Sharing Systems, Real Time and distributed Operating Systems (Topics from Sections 1.2, 1.3, 2.2 to 2.8 of Text). **L1, L2**

Module-2

Process Management: OS View of Processes, PCB, Fundamental State Transitions, Threads, Kernel and User level Threads, Non-preemptive scheduling- FCFS and SRN, Preemptive Scheduling- RR and LCN, Long term, medium term and short term scheduling in a time sharing system (Topics from Sections 3.3, 3.3.1 to 3.3.4, 3.4, 3.4.1, 3.4.2 , 4.2, 4.3, 4.4.1 of Text). **L1, L2**

Module-3

Memory Management: Contiguous Memory allocation, Non-Contiguos Memory Allocation, Paging, Segmentation, Segmentation with paging, Virtual Memory Management, Demand Paging, Paging Hardware, VM handler, FIFO, LRU page replacement policies (Topics from Sections 5.5 to 5.9, 6.1 to 6.3, except Optimal policy and 6.3.1of Text). **L1, L2**

Module-4

File Systems: File systems and IOCS, File Operations, File Organizations, Directory structures, File Protection, Interface between File system and IOCS, Allocation of disk space, Implementing file access (Topics from Sections 7.1 to 7.8 of Text). **L1, L2, L3**

Module-5

Message Passing and Deadlocks: Overview of Message Passing, Implementing message passing, Mailboxes, Deadlocks, Deadlocks in resource allocation, Resource state modelling, Deadlock detection algorithm, Deadlock Prevention (Topics from Sections 10.1 to 10.3, 11.1 to 11.5 of Text). **L1, L2, L3**

Course outcomes: After studying this course, students will be able to:

- Explain the goals, structure, operation and types of operating systems.
- Apply scheduling techniques to find performance factors.
- Explain organization of file systems and IOCS.
- Apply suitable techniques for contiguous and non-contiguous memory allocation.
- Describe message passing, deadlock detection and prevention methods.

Text Book:

Operating Systems – A concept based approach, by Dhamdare, TMH, 2nd edition.

Reference Books:

1. Operating systems concepts, Silberschatz and Galvin, John Wiley India Pvt. Ltd, 5th edition,2001.
2. Operating system–internals and design system, William Stalling, Pearson Education, 4th ed, 2006.
3. Design of operating systems, Tannanbhaum, TMH, 2001.

ELECTRICAL ENGINEERING MATERIALS

B.E., V Semester, Electronics & Communication Engineering/ Telecommunication Engineering

[As per Choice Based Credit System (CBCS) Scheme]

Course Code	**17EC554**	**CIE Marks**	**40**
Number of Lecture Hours/Week	**03**	**SEE Marks**	**60**
Total Number of Lecture Hours	**40 (8 Hours/Module)**	**Exam Hours**	**03**

CREDITS – 03

Course Objectives: This course will enable students to:

- Understand the formation of bands in materials and the classification of materials on the basis of band theory
- Understand the classification of magnetic materials on the basis of their behavior in an external magnetizing field.
- Understand the characteristics and properties of conducting and superconducting materials
- Understand the electrical characteristics of the material to be considered on the basis of their uses.
- Classify electrical engineering materials into low and high resistance materials.

Module-1

Band Theory of Solids: Introduction to free electron theory, Kroning-Penney Model, Explanation for Discontinuities in E vs. K curve, Formation of Solid Material, Formation of Band in Metals, Formation of Bands in Semiconductors and Insulating Materials, Classification of Materials on the Basis of Band Structure, Explanation for differences in the Electrical properties of different Materials. Important Characteristics of a Band Electron, Number of energy states per band, Explanation for Insulating and Metallic Behavior of Materials, Concept of Hole. **L1, L2**

Module-2

Magnetic Properties of Materials: Introduction, Origin of Magnetism, Basic Terms in Magnetism, Relation between Magnetic Permeability and Susceptibility, Classification of magnetic Materials, Characteristics of Diamagnetic Materials, Paramagnetic Materials, Ferromagnetic Materials, Ferrimagnetic Materials, Langevin's Theory of Diamagnetism, Explanation of Dia, Para and Ferromagnetism, Ampere's Lam in Dia, Para and Ferromagnetism, Hystersis and Hystersis loss, Langevin's Theory of paramagnetism, Modification in the Langevin's Theory, Anti-Ferromagnetism and Neel Temperature, Ferrimagnetic Materials, Properties of some important Magnetic Materials, Magentostriction and Magnetostrictive Materials, Hard and Soft Ferromagnetic Materials and their Applications. **L1, L2**

Module-3

Behavior of Dielectric Materials in AC and DC Fields: Introduction, Classification of Dielectric Materials at Microscopic level, Polar Dielectric Materials, Non-polar Dielectric Materials, Kinds of Polarizations, behavior of dielectric materials, Three electric Vectors, Gauss's Law in a Dielectric, Electric Susceptibility and Static Dielectric constant, Effect of Dielectric medium upon capacitance, macroscopic electric field, Microscopic Electric field, temperature dependence of dielectric constant, polar dielectric in ac and dc fields, behavior of polar dielectric at high frequencies, Dielectric loss, Dielectric strength and Dielectric Breakdown, Various kinds of Dielectric Materials, Hysteresis in Ferroelectric Materials, Applications of Ferroelectric Materials in Devices. **L1, L2**

Module-4

Conductivity of Metals and Superconductivity: Introduction, Ohm's law, Explanation for the dependence of electrical resistivity upon temperature, Free-electron theory of metals, Application of Lorentz-Drude free-electron theory, Effect of various parameters on Electrical Conductivity, Resistivity Ratio, Variation of resistivity of alloys with temperature, Thermal Conductivity of Materials, Heat produced in Current Carrying Conductor, Thermoelectric Effect, Thermoelectric Series, Seebeck's Experiment.

Discovery of superconductivity, superconductivity and transition temperature, superconducting materials, explanation of superconductivity phenomenon, characteristics of superconductors, change in thermodynamic parameters in superconducting state, frequency dependence of superconductivity, current status of high temperature superconductors, practical applications of superconductors. **L1, L2**

Module-5

Electrical Conducting and Insulating materials: Introduction, Classification of conducting materials, difference in properties of Hard-Drawn and Annealed copper, standard conductors, comparison between some popular Low-Resistivity Materials, Low-Resistivity Copper Alloys, Electrical contact materials and their selection, classification of contact materials, Materials for Lamp Filaments, Preparation of Tungsten Filaments.

Insulating gases, Liquids and solids and their characteristics, Selection of the insulating material, other important properties of Insulating materials, Thermal characteristics, chemical properties of Insulating materials, classification of Insulating materials on the basis of structure. **L1, L2**

Course Outcomes: At the end of the course, students will be able to

- Understand the various kinds of materials and their applications in ac and dc fields.
- Understand the conductivity of superconductivity of materials.
- Explain the electrical properties of different materials and metallic behavior of materials on the basis of band theory.
- Explain the properties and applications of all kind of magnetic materials.
- Explain the properties of electrical conducting and insulating materials.
- Assess a variety of approaches in developing new materials with enhanced performance to replace existing materials.

Text Book:

R K Shukla and Archana Singh, "Electrical Engineering Materials" McGraw Hill, 2012, ISBN: 978-1-25-90062-03.

Reference Books:

1. S.O. KASAP, “Electronic Materials and Devices” 3rd edition, McGraw Hill, 2014, ISBN-978-0-07-064820-3.
2. C.S.Indulkar and S. Thiruvengadam, S., “An Introduction to Electrical Engineering Materials”, ISBN-9788121906661.

MSP430 MICROCONTROLLER

B.E., V Semester, Electronics & Communication Engineering
[As per Choice Based Credit System (CBCS) Scheme]

Course Code	**17EC555**	**CIE Marks**	**40**
Number of Lecture Hours/Week	**03**	**SEE Marks**	**60**
Total Number of Lecture Hours	**40 (8 Hours / Module)**	**Exam Hours**	**03**

CREDITS – 03

Course objectives: This course will enable students to:

- Understand the architectural features and instruction set of 16 bit microcontroller MSP430.
- Program MSP430 using the various instructions for different applications.
- Understand the functions of the various peripherals which are interfaced with MSP430.
- Describe the power saving modes in MSP430.
- Explain the low power applications using MSP430.

Module-1

MSP430 Architecture: Introduction –Where does the MSP430 fit, The outside view, The inside view-Functional block diagram, Memory, Central Processing Unit, Memory Mapped Input and Output, Clock Generator, Exceptions: Interrupts and Resets, MSP430 family.
(Text: Ch1- 1.3 to 1.7, Ch2- 2.1 to 2.7, Ch5- 5.1, 5.7 up to 5.7.1) **L1, L2**

Module-2

Addressing Modes & Instruction Set-Addressing Modes, Instruction set**,** Constant Generator and Emulated Instructions, Program Examples.
(Text: Ch5- 5.2 to 5.5) **L1, L2, L3**

Module-3

Clock System, Interrupts and Operating Modes-Clock System, Interrupts, What happens when an interrupted is requested, Interrupt Service Routines, Low Power Modes of Operation, Watchdog Timer, Basic Timer1, Real Time Clock, Timer-A: Timer Block, Capture/Compare Channels, Interrupts from Timer-A.
(Text: Ch5 - 5.8 upto 5.8.4, Ch 6-6.6 to 6.8, 6.10, Ch8 -8.1, 8.2, 8.3) **L1, L2**

Module-4

Analog Input-Output and PWM - Comparator-A, ADC10, ADC12, Sigma-Delta ADC, Internal Operational Amplifiers, DAC, Edge Aligned PWM, Simple PWM, Design of PWM. LCD interfacing.
(Text: Ch9 – 9.1 up to 9.1.2, 9.4, 9.5 up to 9.5.1, 9.7, 9.8 up to 9.8.1, 9.11.5, 9.12 (without 9.12.1), 8.6.2 to 8.6.4) **L1, L2**

Module-5

Digital Input-Output and Serial Communication:
Parallel Ports, Lighting LEDs, Flashing LEDs, Read Input from a Switch, Toggle the LED state by pressing the push button, LCD interfacing.
Asynchronous Serial Communication, Asynchronous Communication with USCI_A, Communications, Peripherals in MSP430, Serial Peripheral Interface.
(Text: Selected topics from Ch4 & Ch7 and Ch7- 7.1, Ch10 – 10.1, 10.2, and 10.12)
L1, L2, L3

Course outcomes: After studying this course, students will be able to:

- Understand the architectural features and instruction set of 16 bit microcontroller MSP430.
- Develop programs using the various instructions of MSP430 for different applications.
- Understand the functions of the various peripherals which are interfaced with MSP430 microcontroller.
- Describe the power saving modes in MSP430.
- Explain the low power applications using MSP430 microcontroller.

Evaluation of CIE Marks:

It is suggested that at least a few simple programs to be executed by students using any evaluation board of MSP430 for better understanding of the course. This activity can be considered for the evaluation of 10 marks out of 40 CIE (Continuous Internal Evaluation) marks, reserved for the other activities.

Question paper pattern:

- The question paper will have ten questions
- Each full question consists of 16 marks**.**
- There will be 2 full questions (with a maximum of three sub questions) from each module.
- Each full question will have sub questions covering all the topics under a module
- The students will have to answer 5 full questions, selecting one full question from each module

Text Book:

John H Davies, MSP430 Microcontroller Basics, Newnes Publications, Elsevier, 2008.

References:

1. Chris Nagy, Embedded Systems Design using TI MSP430 Series, Newnes Publications, Elsevier, 2003.
2. User Guide from Texas Instruments.

DSP LAB

B.E., V Semester, ELECTRONICS & COMMUNICATION ENGINEERING / TELECOMMUNICATION ENGINEERING

[As per Choice Based Credit System (CBCS) Scheme]

Course Code	**17ECL57**	**CIE Marks**	**40**
Number of Lecture Hours/Week	**01Hr Tutorial (Instructions) + 02 Hours Laboratory=03**	**SEE Marks**	**60**
RBT Levels	**L1, L2, L3**	**Exam Hours**	**03**

CREDITS – 02

Course Objectives: This course will enable students to

- Simulate discrete time signals and verification of sampling theorem.
- Compute the DFT for a discrete signal and verification of its properties using MATLAB.
- Find solution to the difference equations and computation of convolution and correlation along with the verification of properties.
- Compute and display the filtering operations and compare with the theoretical values.
- Implement the DSP computations on DSP hardware and verify the result.

Laboratory Experiments

Following Experiments to be done using MATLAB / SCILAB / OCTAVE or equivalent:

1. Verification of sampling theorem.
2. Linear and circular convolution of two given sequences, Commutative, distributive and associative property of convolution.
3. Auto and cross correlation of two sequences and verification of their properties
4. Solving a given difference equation.
5. Computation of N point DFT of a given sequence and to plot magnitude and phase spectrum (using DFT equation and verify it by built-in routine).
6. (i) Verification of DFT properties (like Linearity and Parsevals theorem, etc.) (ii) DFT computation of square pulse and Sinc function etc.
7. Design and implementation of FIR filter to meet given specifications (using different window techniques).
8. Design and implementation of IIR filter to meet given specifications.

Following Experiments to be done using DSP kit

9. Linear convolution of two sequences
10. Circular convolution of two sequences
11. N-point DFT of a given sequence
12. Impulse response of first order and second order system
13. Implementation of FIR filter

Course Outcomes: On the completion of this laboratory course, the students will be able to:

- Understand the concepts of analog to digital conversion of signals and frequency domain sampling of signals.
- Modelling of discrete time signals and systems and verification of its properties and results.
- Implementation of discrete computations using DSP processor and verify the results.
- Realize the digital filters using a simulation tool and a DSP processor and verify the frequency and phase response.

Conduct of Practical Examination:

1. All laboratory experiments are to be included for practical examination.
2. Strictly follow the instructions as printed on the cover page of answer script for breakup of marks.
3. Change of experiment is allowed only once and Marks allotted to the procedure part to be made zero.

HDL LAB

B.E., V Semester, ELECTRONICS & COMMUNICATION ENGINEERING / TELECOMMUNICATION ENGINEERING

[As per Choice Based Credit System (CBCS) Scheme]

Course Code	**17ECL58**	**CIE Marks**	**40**
Number of Lecture Hours/Week	**01 Hr Tutorial (Instructions) + 02 Hours Laboratory = 03**	**SEE Marks**	**60**
RBT Levels	**L1, L2, L3**	**Exam Hours**	**03**

CREDITS – 02

Course Objectives: This course will enable students to:

- Familiarize with the CAD tool to write HDL programs.
- Understand simulation and synthesis of digital design.
- Program FPGAs/CPLDs to synthesize the digital designs.
- Interface hardware to programmable ICs through I/O ports.
- Choose either Verilog or VHDL for a given Abstraction level.

Note: Programming can be done using any compiler. Download the programs on a FPGA/CPLD boards such as Apex/Acex/Max/Spartan/Sinfi or equivalent and performance testing may be done using 32 channel pattern generator and logic analyzer apart from verification by simulation with tools such as Altera/Modelsim or equivalent.

Laboratory Experiments

Part–A: PROGRAMMING

1. Write Verilog code to realize all the logic gates
2. Write a Verilog program for the following combinational designs
    a. 2 to 4 decoder
    b. 8 to 3 (encoder without priority & with priority)
    c. 8 to 1 multiplexer.
    d. 4 bit binary to gray converter
    e. Multiplexer, de-multiplexer, comparator.
3. Write a VHDL and Verilog code to describe the functions of a Full Adder using three modeling styles.
4. Write a Verilog code to model 32 bit ALU using the schematic diagram shown below

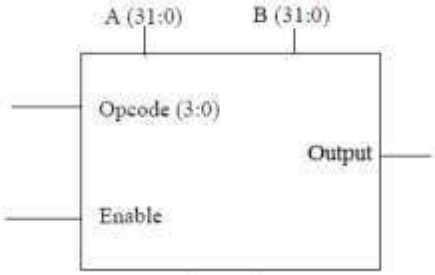

- ALU should use combinational logic to calculate an output based on the four bit op-code input.
- ALU should pass the result to the out bus when enable line in high, and tri-state the out bus when the enable line is low.
- ALU should decode the 4 bit op-code according to the example given below.

OPCODE	ALU Operation
1.	A+B
2.	A-B
3.	A Complement
4.	A*B
5.	A AND B
6.	A OR B
7.	A NAND B
8.	A XOR B

5. Develop the Verilog code for the following flip-flops, SR, D, JK and T.
6. Design a 4 bit binary, BCD counters (Synchronous reset and Asynchronous reset) and "any sequence" counters, using Verilog code.

Part–B: INTERFACING (at least four of the following must be covered using VHDL/Verilog)

1. Write HDL code to display messages on an alpha numeric LCD display.
2. Write HDL code to interface Hex key pad and display the key code on seven segment display.
3. Write HDL code to control speed, direction of DC and Stepper motor.
4. Write HDL code to accept Analog signal, Temperature sensor and display the data on LCD or Seven segment display.
5. Write HDL code to generate different waveforms (Sine, Square, Triangle, Ramp etc.,) using DAC - change the frequency.
6. Write HDL code to simulate Elevator operation.

Course Outcomes: At the end of this course, students should be able to:

- Write the Verilog/VHDL programs to simulate Combinational circuits in Dataflow, Behavioral and Gate level Abstractions.
- Describe sequential circuits like flip flops and counters in Behavioral description and obtain simulation waveforms.
- Synthesize Combinational and Sequential circuits on programmable ICs and test the hardware.
- Interface the hardware to the programmable chips and obtain the required output.

Conduct of Practical Examination:

1. All laboratory experiments are to be included for practical examination.
2. Strictly follow the instructions as printed on the cover page of answer script for breakup of marks.
3. Change of experiment is allowed only once and Marks allotted to the procedure part to be made zero.

5th Semester Open Electives Syllabus for the Courses offered by EC/TC Board

AUTOMOTIVE ELECTRONICS B.E V Semester (Open Elective) [As per Choice Based Credit System (CBCS) Scheme			
Course Code	**17EC561**	**CIE Marks**	**40**
Number of Lecture Hours/Week	**03**	**SEE Marks**	**60**
Total Number of Lecture Hours	**40 (08 Hrs per Module)**	**Exam Hours**	**03**

CREDITS – 03

Course objectives: This course will enable students to:

- Understand the basics of automobile dynamics and design electronics to complement those features.
- Design and implement the electronics that attribute the reliability, safety, and smartness to the automobiles, providing add-on comforts.

Module-1

Automotive Fundamentals Overview – Evolution of Automotive Electronics, Automobile Physical Configuration, Survey of Major Automotive Systems, The Engine – Engine Block, Cylinder Head, Four Stroke Cycle, Engine Control, Ignition System - Spark plug, High voltage circuit and distribution, Spark pulse generation, Ignition Timing, Diesel Engine, Drive Train - Transmission, Drive Shaft, Differential, Suspension, Brakes, Steering System (Text 1: Chapter1), Starter Battery –Operating principle: (Text 2: Pg. 407-410) (4 hours)

The Basics of Electronic Engine Control – Motivation for Electronic Engine Control – Exhaust Emissions, Fuel Economy, Concept of an Electronic Engine control system, Definition of General terms, Definition of Engine performance terms, Engine mapping, Effect of Air/Fuel ratio, spark timing and EGR on performance, Control Strategy, Electronic Fuel control system, Analysis of intake manifold pressure, Electronic Ignition. (Text 1: Chapter 5) (4 hours) **L1, L2**

Module-2

Automotive Control System applications of Sensors and Actuators – Typical Electronic Engine Control System, Variables to be measured (Text 1: Chapter 6)
(1 hour)

Automotive Sensors – Airflow rate sensor, Strain Gauge MAP sensor, Engine Crankshaft Angular Position Sensor, Magnetic Reluctance Position Sensor, Hall effect Position Sensor, Shielded Field Sensor, Optical Crankshaft Position Sensor, Throttle Angle Sensor (TAS), Engine Coolant Temperature (ECT) Sensor, Exhaust Gas Oxygen (O2/EGO) Lambda Sensors, Piezoelectric Knock Sensor. (Text 1: Chapter 6) (5 hours)

Automotive Actuators – Solenoid, Fuel Injector, EGR Actuator, Ignition System (Text 1: Chapter 6) (2 hours) **L1, L2**

Module-3

Digital Engine Control Systems – Digital Engine control features, Control modes for fuel Control (Seven Modes), EGR Control, Electronic Ignition Control - Closed loop Ignition timing, Spark Advance Correction Scheme, Integrated Engine Control System - Secondary Air Management, Evaporative Emissions Canister Purge, Automatic System Adjustment, System Diagnostics. (Text 1: Chapter 7) (6 hours)

Control Units – Operating conditions, Design, Data processing, Programming, Digital modules in the Control unit, Control unit software. (Text 2: Pg. 196-207) (2 hours) **L1, L2**

Module-4

Automotive Networking –Bus Systems – Classification, Applications in the vehicle, Coupling of networks, Examples of networked vehicles (Text 2: Pg. 85-91), Buses - CAN Bus, LIN Bus, MOST Bus, Bluetooth, Flex Ray, Diagnostic Interfaces. (Text 2: Pg. 92-151) (6 hours)

Vehicle Motion Control – Typical Cruise Control System, Digital Cruise Control System, Digital Speed Sensor, Throttle Actuator, Digital Cruise Control configuration, Cruise Control Electronics (Digital only), Antilock Brake System (ABS) (Text 1: Chapter 8) (2 hours) **L1, L2**

Module-5

Automotive Diagnostics–Timing Light, Engine Analyzer, On-board diagnostics, Off-board diagnostics, Expert Systems, Occupant Protection Systems – Accelerometer based Air Bag systems. (Text 1: Chapter 10) (2 hours)

Future Automotive Electronic Systems – Alternative Fuel Engines, Electric and Hybrid vehicles, Fuel cell powered cars, Collision Avoidance Radar warning Systems, Low tire pressure warning system, Heads Up display, Speech Synthesis, Navigation – Navigation Sensors - Radio Navigation, Signpost navigation, dead reckoning navigation, Voice Recognition Cell Phone dialing, Advanced Cruise Control, Stability Augmentation, Automatic driving Control (Text 1: Chapter 11) (6 hours) **L1, L2, L3**

Course Outcomes: At the end of the course, students will be able to:

- Acquire an overview of automotive components, subsystems, and basics of Electronic Engine Control in today's automotive industry.
- Use available automotive sensors and actuators while interfacing with microcontrollers / microprocessors during automotive system design.
- Understand the networking of various modules in automotive systems, communication protocols and diagnostics of the sub systems.
- Design and implement the electronics that attribute the reliability, safety, and smartness to the automobiles, providing add-on comforts and get fair idea on future Automotive Electronic Systems.

Text Books:

1. William B. Ribbens, "Understanding Automotive Electronics", 6th Edition, Elsevier Publishing.
2. Robert Bosch Gmbh (Ed.) Bosch Automotive Electrics and Automotive Electronics Systems and Components, Networking and Hybrid Drive, 5th edition, John Wiley& Sons Inc., 2007.

OBJECT ORIENTED PROGRAMMING USING C++
B.E. V Semester (Open Elective)
[As per Choice Based Credit System (CBCS) Scheme]

Course Code	**17EC562**	**CIE Marks**	**40**
Number of Lecture Hours/Week	**03**	**SEE Marks**	**60**
Total Number of Lecture Hours	**40 (08 Hrs/ Module**	**Exam Hours**	**03**

CREDITS – 03

Course objectives: This course will enable students to:

- Define Encapsulation, Inheritance and Polymorphism.
- Solve the problem with object oriented approach.
- Analyze the problem statement and build object oriented system model.
- Describe the characters and behavior of the objects that comprise a system.
- Explain function overloading, operator overloading and virtual functions.
- Discuss the advantages of object oriented programming over procedure oriented programming.

Module -1

Beginning with C++ and its features:
What is C++?, Applications and structure of C++ program, Different Data types, Variables, Different Operators, expressions, operator overloading and control structures in C++ (Topics from Ch -2,3 of Text). **L1, L2**

Module -2

Functions, classes and Objects:
Functions, Inline function, function overloading, friend and virtual functions, Specifying a class, C++ program with a class, arrays within a class, memory allocation to objects, array of objects, members, pointers to members and member functions (Selected Topics from Chap-4,5 of Text). **L1, L2, L3**

Module -3

Constructors, Destructors and Operator overloading: Constructors, Multiple constructors in a class, Copy constructor, Dynamic constructor, Destructors, Defining operator overloading, Overloading Unary and binary operators, Manipulation of strings using operators (Selected topics from Chap-6, 7 of Text). **L1, L2, L3**

Module -4

Inheritance, Pointers, Virtual Functions, Polymorphism:
Derived Classes, Single, multilevel, multiple inheritance, Pointers to objects and derived classes, this pointer, Virtual and pure virtual functions (Selected topics from Chap-8,9 of Text). **L1, L2, L3**

Module -5

Streams and Working with files: C++ streams and stream classes, formatted and unformatted I/O operations, Output with manipulators, Classes for file stream operations, opening and closing a file, EOF (Selected topics from Chap-10, 11 of Text). **L1, L2, L3**

Course Outcomes: At the end of the course, students will be able to:

- Explain the basics of Object Oriented Programming concepts.
- Apply the object initialization and destroy concept using constructors and destructors.
- Apply the concept of polymorphism to implement compile time polymorphism in programs by using overloading methods and operators.
- Use the concept of inheritance to reduce the length of code and evaluate the usefulness.
- Apply the concept of run time polymorphism by using virtual functions, overriding functions and abstract class in programs.
- Use I/O operations and file streams in programs.

Text Book:

Object Oriented Programming with C++, E.Balaguruswamy, TMH, 6th Edition, 2013.

Reference Book:

Object Oriented Programming using C++, Robert Lafore, Galgotia publication 2010.

8051 MICROCONTROLLER

B.E., V Semester (Open Elective)

[As per Choice Based Credit System (CBCS) Scheme]

Course Code	**17EC563**	**CIE Marks**	**40**
Number of Lecture Hours/Week	**03**	**SEE Marks**	**60**
Total Number of Lecture Hours	**40 (08 Hrs/ Module)**	**Exam Hours**	**03**

CREDITS – 03

Course objectives: This course will enable students to:

- Understand the difference between a Microprocessor and a Microcontroller and embedded microcontrollers.
- Familiarize the basic architecture of 8051 microcontroller.
- Program 8051microprocessor using Assembly Level Language and C.
- Understand the interrupt system of 8051 and the use of interrupts.
- Understand the operation and use of inbuilt Timers/Counters and Serial port of 8051.
- Interface 8051 to external memory and I/O devices using its I/O ports.

Module -1

8051 Microcontroller:
Microprocessor Vs Microcontroller, Embedded Systems, Embedded Microcontrollers, 8051 Architecture- Registers, Pin diagram, I/O ports functions, Internal Memory organization. External Memory (ROM & RAM) interfacing. **L1, L2**

Module -2

8051 Instruction Set: Addressing Modes, Data Transfer instructions, Arithmetic instructions, Logical instructions, Branch instructions, Bit manipulation instructions. Simple Assembly language program examples (without loops) to use these instructions. **L1, L2**

Module -3

8051 Stack, I/O Port Interfacing and Programming: 8051 Stack, Stack and Subroutine instructions. Assembly language program examples on subroutine and involving loops - Delay subroutine, Factorial of an 8 bit number (result maximum 8 bit), Block move without overlap, Addition of N 8 bit numbers, Picking smallest/largest of N 8 bit numbers.
Interfacing simple switch and LED to I/O ports to switch on/off LED with respect to switch status. **L1, L2, L3**

Module -4

8051 Timers and Serial Port: 8051 Timers and Counters – Operation and Assembly language programming to generate a pulse using Mode-1 and a square wave using Mode-2 on a port pin.
8051 Serial Communication- Basics of Serial Data Communication, RS-232 standard, 9 pin RS232 signals, Simple Serial Port programming in Assembly and C to transmit a message and to receive data serially. **L1, L2, L3**

Module -5

8051 Interrupts and Interfacing Applications: 8051 Interrupts. 8051 Assembly language programming to generate an external interrupt using a

switch, 8051 C programming to generate a square waveform on a port pin using a Timer interrupt.
Interfacing 8051 to ADC-0804, LCD and Stepper motor and their 8051 Assembly language interfacing programming. **L1, L2, L3**

Evaluation of CIE Marks:

It is suggested that at least a few simple programs to be executed by students using a simulation software or an 8051 microcontroller kit for better understanding of the course. This activity can be considered for the evaluation of 10 marks out of 40 CIE (Continuous Internal Evaluation) marks, reserved for the other activities.

Course outcomes: At the end of the course, students will be able to:

- Explain the difference between Microprocessors & Microcontrollers, Architecture of 8051 Microcontroller, Interfacing of 8051 to external memory and Instruction set of 8051.
- Write 8051 Assembly level programs using 8051 instruction set.
- Explain the Interrupt system, operation of Timers/Counters and Serial port of 8051.
- Write 8051 Assembly language program to generate timings and waveforms using 8051 timers, to send & receive serial data using 8051 serial port and to generate an external interrupt using a switch.
- Write 8051 C programs to generate square wave on 8051 I/O port pin using interrupt and to send & receive serial data using 8051 serial port.
- Interface simple switches, simple LEDs, ADC 0804, LCD and Stepper Motor to 8051 using 8051 I/O ports.

TEXT BOOKS:

1. **"The 8051 Microcontroller and Embedded Systems – using assembly and C ",** Muhammad Ali Mazidi and Janice Gillespie Mazidi and Rollin D. McKinlay; PHI, 2006 / Pearson, 2006.
2. **"The 8051 Microcontroller",** Kenneth J. Ayala, 3rd Edition, Thomson/Cengage Learning.

REFERENCE BOOKS:

1. **"The 8051 Microcontroller Based Embedded Systems",** Manish K Patel, McGraw Hill, 2014, ISBN: 978-93-329-0125-4.
2. **"Microcontrollers: Architecture, Programming, Interfacing and System Design",** Raj Kamal, Pearson Education, 2005.

B.E E&C SIXTH SEMESTER SYLLABUS

DIGITAL COMMUNICATION
B.E., VI Semester, Electronics & Communication Engineering/ Telecommunication Engineering
[As per Choice Based Credit System (CBCS) Scheme]

Course Code	**17EC61**	**CIE Marks**	**40**
Number of Lecture Hours/Week	**04**	**SEE Marks**	**60**
Total Number of Lecture Hours	**50 (10 Hours/Module)**	**Exam Hours**	**03**

CREDITS – 04

Course Objectives: The objectives of the course is to enable students to:

- Understand the mathematical representation of signal, symbol, noise and channels.
- Apply the concept of signal conversion to symbols and signal processing to symbols in transmitter and receiver functional blocks.
- Compute performance issues and parameters for symbol processing and recovery in ideal and corrupted channel conditions.
- Compute performance parameters and mitigate for these parameters in corrupted and distorted channel conditions.

Module-1

Bandpass Signal to Equivalent Lowpass: Hilbert Transform, Pre-envelopes, Complex envelopes, Canonical representation of bandpass signals, Complex low pass representation of bandpass systems, Complex representation of band pass signals and systems (Text 1: 2.8, 2.9, 2.10, 2.11, 2.12, 2.13).

Line codes: Unipolar, Polar, Bipolar (AMI) and Manchester code and their power spectral densities (Text 1: Ch 6.10).

Overview of HDB3, B3ZS, B6ZS (Ref. 1: 7.2) **L1, L2, L3**

Module-2

Signaling over AWGN Channels- Introduction, Geometric representation of signals, Gram-Schmidt Orthogonalization procedure, Conversion of the continuous AWGN channel into a vector channel, Optimum receivers using coherent detection: ML Decoding, Correlation receiver, matched filter receiver (Text 1: 7.1, 7.2, 7.3, 7.4).
L1, L2, L3

Module-3

Digital Modulation Techniques: Phase shift Keying techniques using coherent detection: generation, detection and error probabilities of BPSK and QPSK, M–ary PSK, M–ary QAM (Relevant topics in Text 1 of 7.6, 7.7).

Frequency shift keying techniques using Coherent detection: BFSK generation, detection and error probability (Relevant topics in Text 1 of 7.8).

Non coherent orthogonal modulation techniques: BFSK, DPSK Symbol representation, Block diagrams treatment of Transmitter and Receiver, Probability of error (without

derivation of probability of error equation) (Text 1: 7.11, 7.12. 7.13). **L1, L2, L3**

Module-4

Communication through Band Limited Channels: Digital Transmission through Band limited channels: Digital PAM Transmission through Band limited Channels, Signal design for Band limited Channels: Design of band limited signals for zero ISI– The Nyquist Criterion (statement only), Design of band limited signals with controlled ISI-Partial Response signals, Probability of error for detection of Digital PAM: Probability of error for detection of Digital PAM with Zero ISI, Symbol–by–Symbol detection of data with controlled ISI (Text 2: 9.1, 9.2, 9.3.1, 9.3.2).

Channel Equalization: Linear Equalizers (ZFE, MMSE), Adaptive Equalizers (Text 2: 9.4.2). **L1, L2, L3**

Module-5

Principles of Spread Spectrum: Spread Spectrum Communication Systems: Model of a Spread Spectrum Digital Communication System, Direct Sequence Spread Spectrum Systems, Effect of De-spreading on a narrowband Interference, Probability of error (statement only), Some applications of DS Spread Spectrum Signals, Generation of PN Sequences, Frequency Hopped Spread Spectrum, CDMA based on IS-95 (Text 2: 11.3.1, 11.3.2, 11.3.3, 11.3.4, 11.3.5, 11.4.2). **L1, L2, L3**

Course Outcomes: At the end of the course, the students will be able to:

- Associate and apply the concepts of Bandpass sampling to well specified signals and channels.
- Analyze and compute performance parameters and transfer rates for low pas and bandpass symbol under ideal and corrupted non band limited channels.
- Test and validate symbol processing and performance parameters at the receiver under ideal and corrupted bandlimited channels.
- Demonstrate by simulation and emulation that bandpass signals subjected to corrupted and distorted symbols in a bandlimited channel, can be demodulated and estimated at receiver to meet specified performance criteria.

Text Books:

1. Simon Haykin, "Digital Communication Systems", John Wiley & sons, First Edition, 2014, ISBN 978-0-471-64735-5.
2. John G Proakis and Masoud Salehi, "Fundamentals of Communication Systems", 2014 Edition, Pearson Education, ISBN 978-8-131-70573-5.

Reference Books:

1. B.P.Lathi and Zhi Ding, "Modern Digital and Analog communication Systems", Oxford University Press, 4th Edition, 2010, ISBN: 978-0-198-07380-2.
2. Ian A Glover and Peter M Grant, "Digital Communications", Pearson Education, Third Edition, 2010, ISBN 978-0-273-71830-7.
3. John G Proakis and Masoud Salehi, "Communication Systems Engineering", 2nd Edition, Pearson Education, ISBN 978-93-325-5513-6.

ARM MICROCONTROLLER & EMBEDDED SYSTEMS

B.E., VI Semester, Electronics & Communication Engineering/ Telecommunication Engineering
[As per Choice Based Credit System (CBCS) Scheme]

Course Code	**17EC62**	**CIE Marks**	**40**
Number of Lecture Hours/Week	**04**	**SEE Marks**	**60**
Total Number of Lecture Hours	**50 (10 Hours / Module)**	**Exam Hours**	**03**

CREDITS – 04

Course objectives: This course will enable students to:

- Understand the architectural features and instruction set of 32 bit microcontroller ARM Cortex M3.
- Program ARM Cortex M3 using the various instructions and C language for different applications.
- Understand the basic hardware components and their selection method based on the characteristics and attributes of an embedded system.
- Develop the hardware software co-design and firmware design approaches.
- Explain the need of real time operating system for embedded system applications.

Module-1

ARM-32 bit Microcontroller: Thumb-2 technology and applications of ARM, Architecture of ARM Cortex M3, Various Units in the architecture, Debugging support, General Purpose Registers, Special Registers, exceptions, interrupts, stack operation, reset sequence (Text 1: Ch 1, 2, 3) **L1, L2**

Module-2

ARM Cortex M3 Instruction Sets and Programming: Assembly basics, Instruction list and description, Useful instructions, Memory mapping, Bit-band operations and CMSIS, Assembly and C language Programming (Text 1: Ch-4, Ch-5, Ch-10 (10.1, 10.2, 10.3, 10.5 only) **L1, L2, L3**

Module-3

Embedded System Components: Embedded Vs General computing system, Classification of Embedded systems, Major applications and purpose of ES. Core of an Embedded System including all types of processor/controller, Memory, Sensors, Actuators, LED, 7 segment LED display, Optocoupler, Relay, Piezo buzzer, Push button switch, Communication Interface (onboard and external types), Embedded firmware, Other system components.
(Text 2: All the Topics from Ch-1 and Ch-2, excluding 2.3.3.4 (stepper motor), 2.3.3.8 (keyboard) and 2.3.3.9 (PPI) sections). **L1, L2, L3**

Module-4

Embedded System Design Concepts: Characteristics and Quality Attributes of Embedded Systems, Operational and non-operational quality attributes, Embedded Systems-Application and Domain specific, Hardware Software Co-Design and Program Modelling (excluding UML), Embedded firmware design and development (excluding C language).
(Text 2: Ch-3, Ch-4, Ch-7 (Sections 7.1, 7.2 only), Ch-9 (Sections 9.1, 9.2, 9.3.1, 9.3.2 only) **L1, L2, L3**

Module-5

RTOS and IDE for Embedded System Design: Operating System basics, Types of operating systems, Task, process and threads (Only POSIX Threads with an example program), Thread preemption, Preemptive Task scheduling techniques, Task Communication, Task synchronization issues – Racing and Deadlock, Concept of Binary and counting semaphores (Mutex example without any program), How to choose an RTOS, Integration and testing of Embedded hardware and firmware, Embedded system Development Environment – Block diagram (excluding Keil), Disassembler/decompiler, simulator, emulator and debugging techniques
(Text 2: Ch-10 (Sections 10.1, 10.2, 10.3, 10.5.2 , 10.7, 10.8.1.1, 10.8.1.2, 10.8.2.2, 10.10 only), Ch 12, Ch-13 (a block diagram before 13.1, 13.3, 13.4, 13.5, 13.6 only)
L1, L2, L3

Course outcomes: After studying this course, students will be able to:

- Describe the architectural features and instructions of 32 bit microcontroller ARM Cortex M3.
- Apply the knowledge gained for Programming ARM Cortex M3 for different applications.
- Understand the basic hardware components and their selection method based on the characteristics and attributes of an embedded system.
- Develop the hardware /software co-design and firmware design approaches.
- Explain the need of real time operating system for embedded system applications.

Text Books:

1. Joseph Yiu, "The Definitive Guide to the ARM Cortex-M3", 2nd Edition, Newnes, (Elsevier), 2010.

2. Shibu K V, "Introduction to Embedded Systems", Tata McGraw Hill Education Private Limited, 2nd Edition.

VLSI DESIGN

B.E., VI Semester, Electronics & Communication Engineering

[As per Choice Based Credit System (CBCS) Scheme]

Course Code	**17EC63**	**CIE Marks**	**40**
Number of Lecture Hours/Week	**04**	**SEE Marks**	**60**
Total Number of Lecture Hours	**50 (10 Hours / Module)**	**Exam Hours**	**03**

CREDITS – 04

Course Objectives: The objectives of the course is to enable students to:

- Impart knowledge of MOS transistor theory and CMOS technologies
- Impart knowledge on architectural choices and performance tradeoffs involved in designing and realizing the circuits in CMOS technology
- Cultivate the concepts of subsystem design processes
- Demonstrate the concepts of CMOS testing

Module-1

Introduction: A Brief History, MOS Transistors, MOS Transistor Theory, Ideal I-V Characteristics, Non-ideal I-V Effects, DC Transfer Characteristics (1.1, 1.3, 2.1, 2.2, 2.4, 2.5 of TEXT2).

Fabrication: nMOS Fabrication, CMOS Fabrication [P-well process, N-well process, Twin tub process], BiCMOS Technology (1.7, 1.8,1.10 of TEXT1). **L1, L2**

Module-2

MOS and BiCMOS Circuit Design Processes: MOS Layers, Stick Diagrams, Design Rules and Layout.

Basic Circuit Concepts: Sheet Resistance, Area Capacitances of Layers, Standard Unit of Capacitance, Some Area Capacitance Calculations, Delay Unit, Inverter Delays, Driving Large Capacitive Loads (3.1 to 3.3, 4.1, 4.3 to 4.8 of TEXT1).

L1, L2, L3

Module-3

Scaling of MOS Circuits: Scaling Models & Scaling Factors for Device Parameters

Subsystem Design Processes: Some General considerations, An illustration of Design Processes, **Illustration of the Design Processes**- Regularity, Design of an ALU Subsystem, The Manchester Carry-chain and Adder Enhancement Techniques(5.1, 5.2, 7.1, 7.2, 8.2, 8.3, 8.4.1, 8.4.2 of TEXT1). **L1, L2, L3**

Module-4

Subsystem Design: Some Architectural Issues, Switch Logic, Gate(restoring) Logic, Parity Generators, Multiplexers, The Programmable Logic Array (PLA) (6.1to 6.3, 6.4.1, 6.4.3, 6.4.6 of TEXT1).

FPGA Based Systems: Introduction, Basic concepts, Digital design and FPGA's, FPGA based System design, FPGA architecture, Physical design for FPGA's (1.1 to 1.4, 3.2, 4.8 of TEXT3). **L1, L2, L3**

Module-5

Memory, Registers and Aspects of system Timing- System Timing Considerations, Some commonly used Storage/Memory elements (9.1, 9.2 of TEXT1).

Testing and Verification: Introduction, Logic Verification, Logic Verification Principles, Manufacturing Test Principles, Design for testability (12.1, 12.1.1, 12.3, 12.5, 12.6 of TEXT 2). **L1, L2, L3**

Course outcomes: At the end of the course, the students will be able to:

- Demonstrate understanding of MOS transistor theory, CMOS fabrication flow and technology scaling.
- Draw the basic gates using the stick and layout diagrams with the knowledge of physical design aspects.
- Interpret Memory elements along with timing considerations
- Demonstrate knowledge of FPGA based system design
- Interpret testing and testability issues in VLSI Design
- Analyze CMOS subsystems and architectural issues with the design constraints.

Text Books:

1. **"Basic VLSI Design"**- Douglas A. Pucknell& Kamran Eshraghian, PHI 3rd Edition (original Edition – 1994).
2. **"CMOS VLSI Design- A Circuits and Systems Perspective"-** Neil H.E. Weste, David Harris, Ayan Banerjee, 3rd Edition, Pearson Education.
3. **"FPGA Based System Design"-** Wayne Wolf, Pearson Education, 2004, Technology and Engineering.

COMPUTER COMMUNICATION NETWORKS

B.E., VI Semester, Electronics & Communication Engineering / Telecommunication Engineering

[As per Choice Based Credit System (CBCS) Scheme]

Course Code	**17EC64**	**CIE Marks**	**40**
Number of Lecture Hours/Week	**04**	**SEE Marks**	**60**
Total Number of Lecture Hours	**50 (10 Hours / Module)**	**Exam Hours**	**03**

CREDITS – 04

Course Objectives: This course will enable students to:

- Understand the layering architecture of OSI reference model and TCP/IP protocol suite.
- Understand the protocols associated with each layer.
- Learn the different networking architectures and their representations.
- Learn the various routing techniques and the transport layer services.

Module-1

Introduction: Data Communications: Components, Representations, Data Flow, Networks: Physical Structures, Network Types: LAN, WAN, Switching, Internet.

Network Models: Protocol Layering: Scenarios, Principles, Logical Connections, TCP/IP Protocol Suite: Layered Architecture, Layers in TCP/IP suite, Description of layers, Encapsulation and Decapsulation, Addressing, Multiplexing and Demultiplexing, The OSI Model: OSI Versus TCP/IP.

Data-Link Layer: Introduction: Nodes and Links, Services, Categories' of link, Sublayers, Link Layer addressing: Types of addresses, ARP. Data Link Control (DLC) services: Framing, Flow and Error Control, Data Link Layer Protocols: Simple Protocol, Stop and Wait protocol, Piggybacking. **L1, L2**

Module-2

Media Access Control: Random Access: ALOHA, CSMA, CSMA/CD, CSMA/CA. Controlled Access: Reservation, Polling, Token Passing.

Wired LANs: Ethernet: Ethernet Protocol: IEEE802, Ethernet Evolution, Standard Ethernet: Characteristics, Addressing, Access Method, Efficiency, Implementation, Fast Ethernet: Access Method, Physical Layer, Gigabit Ethernet: MAC Sublayer, Physical Layer, 10 Gigabit Ethernet. **L1, L2**

Module-3

Wireless LANs: Introduction: Architectural Comparison, Characteristics, IEEE 802.11: Architecture, MAC Sublayer, Addressing Mechanism, Physical Layer, Bluetooth: Architecture, Layers.

Connecting Devices: Hubs, Switches, **Virtual LANs:** Membership, Configuration, Communication between Switches and Routers, Advantages.

Network Layer: Introduction, Network Layer services: Packetizing, Routing and Forwarding, Other services, Packet Switching: Datagram Approach, Virtual Circuit Approach, IPV4 Addresses: Address Space, Classful Addressing, Classless Addressing, DHCP, Network Address Resolution, Forwarding of IP Packets: Based on destination Address and Label. **L1, L2**

Module-4

Network Layer Protocols: Internet Protocol (IP): Datagram Format, Fragmentation,

Options, Security of IPv4 Datagrams, ICMPv4: Messages, Debugging Tools, Mobile IP: Addressing, Agents, Three Phases, Inefficiency in Mobile IP.

Unicast Routing: Introduction, Routing Algorithms: Distance Vector Routing, Link State Routing, Path vector routing, Unicast Routing Protocol: Internet Structure, Routing Information Protocol, Open Shortest Path First, Border Gateway Protocol Version 4. **L1, L2, L3**

Module-5

Transport Layer: Introduction: Transport Layer Services, Connectionless and Connection oriented Protocols, Transport Layer Protocols: Simple protocol, Stop and wait protocol, Go-Back-N Protocol, Selective repeat protocol, User Datagram Protocol: User Datagram, UDP Services, UDP Applications, Transmission Control Protocol: TCP Services, TCP Features, Segment, Connection, State Transition diagram, Windows in TCP, Flow control, Error control, TCP congestion control. **L1, L2**

Course Outcomes: At the end of the course, the students will be able to:

- Identify the protocols and services of Data link layer.
- Identify the protocols and functions associated with the transport layer services.
- Describe the layering architecture of computer networks and distinguish between the OSI reference model and TCP/IP protocol suite.
- Distinguish the basic network configurations and standards associated with each network.
- Construct a network model and determine the routing of packets using different routing algorithms.

Text Book:

Data Communications and Networking , Forouzan, 5th Edition, McGraw Hill, 2016 ISBN: 1-25-906475-3

Reference Books:

1. Computer Networks, James J Kurose, Keith W Ross, Pearson Education, 2013, ISBN: 0-273-76896-4
2. Introduction to Data Communication and Networking, Wayarles Tomasi, Pearson Education, 2007, ISBN:0130138282

CELLULAR MOBILE COMMUNICATIONS

B.E., VI Semester, Electronics & Communication Engineering/ Telecommunication Engineering

[As per Choice Based Credit System (CBCS) Scheme]

Course Code	**17EC651**	**CIE Marks**	**40**
Number of Lecture Hours/Week	**03**	**SEE Marks**	**60**
Total Number of Lecture Hours	**40 (8 Hours / Module)**	**Exam Hours**	**03**

CREDITS – 03

Course Objectives: This course enables students to:

- Understand the application of multi user access in a cellular communication scenario.
- Understand the propagation mechanisms in an urban mobile communications using statistical and empirical models.
- Understand system architecture, call processing protocols and services of GSM, GPRS and EDGE.
- Understand system architecture, call processing protocols and services of CDMA based systems IS95 and CDMA2000.

Module-1

Cellular Concept: Frequency Reuse, Channel Assignment Strategies, Interference and System Capacity, Power Control for Reducing Interference, Trunking and Grade of Service, Improving Capacity in Cellular Systems.

Mobile Radio Propagation: Large Scale path Loss- Free Space Model, Three basic propagation mechanisms, Practical Link Budget Design using Path Loss Models, Outdoor Propagation Models – Okumura, Hata, PCS Extension to Hata Model (explanations only) (Text 1). **L1, L2**

Module-2

Mobile Radio Propagation: Small-Scale Fading and Multipath:

Small scale Multipath Propagation, Impulse Response Model of a Multipath Channel, Small-Scale Multipath Measurements, Parameters of Mobile Multipath Channels, Types of Small-Scale Fading, Rayleigh and Ricean Distributions, Statistical Model for Multipath Fading Channels (Clarke's Model for Flat Fading only). (Text 1) **L1, L2**

Module-3

System Architecture and Addressing:

System architecture, The SIM concept, Addressing, Registers and subscriber data, Location registers (HLR and VLR) Security-related registers (AUC and EIR), Subscriber data, Network interfaces and configurations.

Air Interface – GSM Physical Layer:

Logical channels, Physical channels, Synchronization- Frequency and clock synchronization, Adaptive frame synchronization, Mapping of logical onto physical channels, Radio subsystem link control, Channel coding, source coding and speech processing, Source coding and speech processing, Channel coding, Power-up scenario.

GSM Protocols:

Protocol architecture planes, Protocol architecture of the user plane, Protocol architecture of the signaling plane, Signaling at the air interface (Um), Signaling at the A and Abis interfaces, Security-related network functions, Signaling at the user interface .(Text 2) **L1, L2**

Module-4

GSM Roaming Scenarios and Handover:
Mobile application part interfaces, Location registration and location update, Connection establishment and termination, Handover. (up to 6.4.1 only in Text2)

Services:
Classical GSM services, Popular GSM services: SMS and MMS.

Improved data services in GSM: **GPRS, HSCSD and EDGE**
GPRS System architecture of GPRS , Services , Session management, mobility management and routing, Protocol architecture, Signaling plane, Interworking with IP networks, Air interface, Authentication and ciphering, Summary of GPRS .
HSCSD: Architecture, Air interface, HSCSD resource allocation and capacity issues.
EDGE: The EDGE concept, EDGE physical layer, modulation and coding, EDGE: effects on the GSM system architecture, ECSD and EGPRS. (Text 2) **L1, L2**

Module-5

CDMA Technology – Introduction to CDMA,CDMA frequency bands, CDMA Network and System Architecture, CDMA Channel concept, Forward Logical Channels, Reverse logical Channels, CDMA frame format, CDMA System Operations(Initialization/Registration), Call Establishment, CDMA Call handoff,IS-95B,CDMA2000,W-CDMA,UMTS,CDMA data networks, Evolution of CDMA to 3G, CDMA 2000 RAN Components, CDMA 2000 Packet Data Service. (Text 3) **L1, L2**

Course outcomes: At the end of the course, the students will be able to:

- Apply the understanding of statistical characterization of urban mobile channels to compute the performance for simple modulation schemes.
- Demonstrate the limitations of GSM, GPRS and CDMA to meet high data rate requirements and limited improvements that are needed.
- Analyze the call process procedure between a calling number and called number for all scenarios in GSM or CDMA based systems.
- Test and validate voice and data call handling for various scenarios in GSM and CDMA systems for national and international interworking situations.

Text Books:

1. Theodore Rapport, “Wireless Communications – Principles and Practice”, Prentice Hall of India , 2nd Edition, 2007, ISBN 978-8-120-32381-0.
2. Jorg Eberspacher, Hans-Jorg Vogel, Christian Bettstetter, Christian Hartmann, "GSM– Architecture, Protocols and Services”, Wiley,3rd Edition, 2009,ISBN-978-0-470-03070-7.
3. Gary J Mullet, “Introduction To Wireless Telecommunications Systems and Networks", Cengage Learning.

ADAPTIVE SIGNAL PROCESSING

B.E., VI Semester, Electronics & Communication Engineering/ Telecommunication Engineering

[As per Choice Based Credit System (CBCS) Scheme]

Course Code	**17EC652**	**CIE Marks**	**40**
Number of Lecture Hours/Week	**03**	**SEE Marks**	**60**
Total Number of Lecture Hours	**40 (8 Hours / Module)**	**Exam Hours**	**03**

CREDITS – 03

Course Objectives: The objectives of this course are to:

- Introduce to the concept and need of adaptive filters and popular adaptive signal processing algorithms
- Understand the concepts of training and convergence and the trade-off between performance and complexity.
- Introduce to common linear estimation techniques
- Demonstrate applications of adaptive systems to sample problems.
- Introduce inverse adaptive modelling.

Module-1

Adaptive systems: Definitions and characteristics - applications – properties-examples - adaptive linear combiner input signal and weight vectors - performance function-gradient and minimum mean square error - introduction to filtering-smoothing and prediction - linear optimum filtering-orthogonality - Wiener – Hopf equation-performance surface(Chapters 1& 2 of Text). **L1, L2**

Module-2

Searching performance surface-stability and rate of convergence: Learning curve-gradient search - Newton's method - method of steepest descent - comparison - Gradient estimation - performance penalty - variance - excess MSE and time constants – mis-adjustments (Chapters 4& 5 of Text). **L1, L2**

Module-3

LMS algorithm convergence of weight vector: LMS/Newton algorithm - properties - sequential regression algorithm - adaptive recursive filters - random-search algorithms - lattice structure - adaptive filters with orthogonal signals (Chapters 6 & 8 of Text). **L1, L2, L3**

Module-4

Applications-adaptive modeling and system identification: Multipath communication channel, geophysical exploration, FIR digital filter synthesis. (Chapter 9 of Text). **L1, L2, L3**

Module-5

Inverse adaptive modeling: Equalization, and deconvolution adaptive equalization of telephone channels-adapting poles and zeros for IIR digital filter synthesis (Chapter 10 of Text). **L1, L2, L3**

Course Outcomes: At the end of the course, students should be able to:

- Devise filtering solutions for optimising the cost function indicating error in estimation of parameters and appreciate the need for adaptation in design.
- Evaluate the performance of various methods for designing adaptive filters through estimation of different parameters of stationary random process clearly considering practical application specifications.

- Analyse convergence and stability issues associated with adaptive filter design and come up with optimum solutions for real life applications taking care of requirements in terms of complexity and accuracy.
- Design and implement filtering solutions for applications such as channel equalisation, interference cancelling and prediction considering present day challenges.

Text Book:

Bernard Widrow and Samuel D. Stearns, "Adaptive Signal Processing", Person Education, 1985.

Reference Books:

1. Simon Haykin, "Adaptive Filter Theory", Pearson Education, 2003.
2. John R. Treichler, C. Richard Johnson, Michael G. Larimore, "Theory and Design of Adaptive Filters", Prentice-Hall of India, 2002.

ARITIFICAL NEURAL NETWORKS

B.E., VI Semester, Electronics & Communication Engineering/ Telecommunication Engineering

[As per Choice Based Credit System (CBCS) Scheme]

Course Code	**17EC653**	**CIE Marks**	**40**
Number of Lecture Hours/Week	**03**	**SEE Marks**	**60**
Total Number of Lecture Hours	**40 (8 Hours / Module)**	**Exam Hours**	**03**

CREDITS – 03

Course Objectives: The objectives of this course are:

- Understand the basics of ANN and comparison with Human brain
- Provide knowledge on Generalization and function approximation and various architectures of building an ANN
- Provide knowledge of reinforcement learning using neural networks
- Provide knowledge of unsupervised learning using neural networks.

Module-1

Introduction: Biological Neuron – Artificial Neural Model - Types of activation functions – **Architecture**: Feedforward and Feedback, Convex Sets, Convex Hull and Linear Separability, Non-Linear Separable Problem. XOR Problem, Multilayer Networks.

Learning: Learning Algorithms, Error correction and Gradient Descent Rules, Learning objective of TLNs, Perceptron Learning Algorithm, Perceptron Convergence Theorem. **L1, L2**

Module-2

Supervised Learning: Perceptron learning and Non Separable sets, α-Least Mean Square Learning, MSE Error surface, Steepest Descent Search, μ-LMS approximate to gradient descent, Application of LMS to Noise Cancelling, Multi-layered Network Architecture, Backpropagation Learning Algorithm, Practical consideration of BP algorithm. **L1, L2, L3**

Module-3

Support Vector Machines and Radial Basis Function: Learning from Examples, Statistical Learning Theory, Support Vector Machines, SVM application to Image Classification, Radial Basis Function Regularization theory, Generalized RBF Networks, Learning in RBFNs, RBF application to face recognition. **L1, L2, L3**

Module-4

Support Vector Machines and Radial Basis Function: Learning from Examples, Statistical Learning Theory, Support Vector Machines, SVM application to Image Classification, Radial Basis Function Regularization theory, Generalized RBF Networks, Learning in RBFNs, RBF application to face recognition. **L1, L2, L3**

Module-5

Self-organization Feature Map: Maximal Eigenvector Filtering, Extracting Principal Components, Generalized Learning Laws, Vector Quantization, Self-organization Feature Maps, Application of SOM, Growing Neural Gas. **L1, L2, L3**

Course outcomes: At the end of the course, students should be able to:

- Understand the role of neural networks in engineering, artificial intelligence, and cognitive modelling.
- Understand the concepts and techniques of neural networks through the study of the most important neural network models.
- Evaluate whether neural networks are appropriate to a particular application.
- Apply neural networks to particular applications, and to know what steps to take

Text Book:

Neural Networks A Classroom Approach– Satish Kumar, McGraw Hill Education (India) Pvt. Ltd, Second Edition.

Reference Books:

1. **Introduction to Artificial Neural Systems-**J.M. Zurada, Jaico Publications 1994.
2. **Artificial Neural Networks-**B. Yegnanarayana, PHI, New Delhi 1998.

DIGITAL SWITCHING SYSTEMS

B.E., VI Semester, Electronics & Communication Engineering/ Telecommunication Engineering

[As per Choice Based Credit System (CBCS) Scheme]

Course Code	**17EC654**	**CIE Marks**	**40**
Number of Lecture Hours/Week	**03**	**SEE Marks**	**60**
Total Number of Lecture Hours	**40 (8 Hours / Module)**	**Exam Hours**	**03**

CREDITS – 03

Course Objectives: This course will enable students to

- Understand the basics of telecommunication networks and digital transmission of data.
- Study about the evolution of switching systems and the digital switching.
- Study about the telecommunication traffic and its measurements.
- Learn the technologies associated with the data switching operations.
- Understand the use of software for the switching and its maintenance.

Module-1

DEVELOPMENT OF TELECOMMUNICATIONS: Network structure, Network services, terminology, Regulation, Standards. Introduction to telecommunications transmission, Power levels, Four wire circuits, Digital transmission, FDM,TDM, PDH and SDH (Text-1) **L1, L2**

Module-2

EVOLUTION OF SWITCHING SYSTEMS: Introduction, Message switching, Circuit switching, Functions of switching systems, Distribution systems, Basics of crossbar systems, Electronic switching.

DIGITAL SWITCHING SYSTEMS: Switching system hierarchy, Evolution of digital switching systems, Stored program control switching systems, Building blocks of a digital switching system, Basic call processing. (Text-1 and 2) **L1, L2**

Module-3

TELECOMMUNICATIONS TRAFFIC: Introduction, Unit of traffic, Congestion, Traffic measurement, Mathematical model, lost call systems, Queuing systems.

SWITCHING SYSTEMS: Introduction, Single stage networks, Gradings, Link Systems, GOS of Linked systems. (Text-1) **L1, L2**

Module-4

TIME DIVISION SWITCHING: Introduction, space and time switching, Time switching networks, Synchronisation.

SWITCHING SYSTEM SOFTWARE: Introduction, Basic software architecture, Software architecture for level 1to 3 control, Digital switching system software classification, Call models, Software linkages during call, Feature flow diagram, Feature interaction. (Text-1 and 2) **L1, L2**

Module-5

MAINTENANCE OF DIGITAL SWITCHING SYSTEM: Introduction , Software maintenance, Interface of a typical digital switching system central office, System outage and its impact on digital switching system reliability, Impact of software patches on digital switching system maintainability, A methodology for proper maintenance of digital switching system

A GENERIC DIGITAL SWITCHING SYSTEM MODEL: Introduction, Hardware

architecture, Software architecture, Recovery strategy, Simple call through a digital system, Common characteristics of digital switching systems. Reliability analysis. (Text-2) **L1, L2**

Course Outcomes: At the end of the course, students should be able to:

- Describe the electromechanical switching systems and its comparison with the digital switching.
- Determine the telecommunication traffic and its measurements.
- Define the technologies associated with the data switching operations.
- Describe the software aspects of switching systems and its maintenance.

Text Books:

1. Telecommunication and Switching, Traffic and Networks - J E Flood: Pearson Education, 2002.
2. Digital Switching Systems, Syed R. Ali, TMH Ed 2002.

Reference Book:

Digital Telephony - John C Bellamy: Wiley India Pvt. Ltd, 3rd Ed, 2008.

MICROELECTRONICS

B.E., VI Semester, Electronics & Communication Engineering

[As per Choice Based Credit System (CBCS) Scheme]

Course Code	**17EC655**	**CIE Marks**	**40**
Number of Lecture Hours/Week	**03**	**SEE Marks**	**60**
Total Number of Lecture Hours	**40 (8 Hours / Module)**	**Exam Hours**	**03**

CREDITS – 03

Course Objectives: This course will enable students to:

- Be familiar with the MOSFET physical structure and operation, terminal characteristics, circuit models and basic circuit applications.
- Confront integrated device and/or circuit design problems, identify the design issues, and develop solutions.
- Analyze and design microelectronic circuits for linear amplifier and digital applications.
- Contrast the input/output and gain characteristics of single-transistor, differential and common two-transistor linear amplifier building block stages.

Module-1

MOSFETS: Device Structure and Physical Operation, V-I Characteristics, MOSFET Circuits at DC, MOSFET as an amplifier and as a switch. **L1, L2**

Module-2

MOSFETS (continued): Biasing in MOS amplifier Circuits, Small Signal Operation and Models, Basic MOSFET amplifier, MOSFET internal capacitances, frequency response of CS amplifier. **L1, L2**

Module-3

MOSFETS (continued): Discrete circuit MOS amplifiers.

Single Stage IC Amplifier: Comparison of MOSFET and BJT, Current sources, Current mirrors and Current steering circuits, high frequency response- general considerations.

L1, L2, L3

Module-4

Single Stage IC Amplifier (continued): CS with active loads, high frequency response of CS, CG amplifiers with active loads, high frequency response of CG, Cascode amplifiers. CS with source degeneration (only MOS amplifiers to be dealt). **L1, L2**

Module-5

Differential and Multistage Amplifiers: The MOS differential pair, small signal operation of MOS differential pair, Differential amplifier with active loads, and frequency response of the differential amplifiers. Multistage amplifiers (only MOS amplifiers to be dealt). **L1, L2**

Course outcomes: After studying this course, students will be able to:

- Explain the underlying physics and principles of operation of Metaloxide-semiconductor (MOS) capacitors and MOS field effect transistors (MOSFETs).
- Describe and apply simple large signal circuit models for MOSFETs.
- Analyze and design microelectronic circuits for linear amplifier for digital applications.
- Use of discrete MOS circuits to design Single stage and Multistage amplifiers to

meet stated operating specifications.

Text Book:

"Microelectronic Circuits", Adel Sedra and K.C. Smith, 6th Edition, Oxford University Press, International Version, 2009.

Reference Books:

1. **"Microelectronics An integrated approach",** Roger T Howe, Charles G Sodini, Pearson education.
2. **"Fundamentals of Microelectronics",** Behzad Razavi, John Wiley India Pvt. Ltd, 2008.
3. **"Microelectronics – Analysis and Design",** Sundaram Natarajan, Tata McGraw-Hill, 2007.

EMBEDDED CONTROLLER LAB

B.E., VI Semester, Electronics & Communication Engineering/ Telecommunication Engineering
[As per Choice Based Credit System (CBCS) Scheme]

Course Code	**17ECL67**	**CIE Marks**	**40**
Number of Lecture Hours/Week	**01Hr Tutorial (Instructions) + 02 Hours Laboratory = 03**	**SEE Marks**	**60**
RBT Levels	**L1, L2, L3**	**Exam Hours**	**03**

CREDITS – 02

Course objectives: This course will enable students to:

- Understand the instruction set of ARM Cortex M3, a 32 bit microcontroller and the software tool required for programming in Assembly and C language.
- Program ARM Cortex M3 using the various instructions in assembly level language for different applications.
- Interface external devices and I/O with ARM Cortex M3.
- Develop C language programs and library functions for embedded system applications.

Laboratory Experiments

PART-A: Conduct the following Study experiments to learn ALP using ARM Cortex M3 Registers using an Evaluation board and the required software tool.

1. ALP to multiply two 16 bit binary numbers.
2. ALP to find the sum of first 10 integer numbers.

PART-B: Conduct the following experiments on an ARM CORTEX M3 evaluation board using evaluation version of Embedded 'C' & Keil uVision-4 tool/compiler.

1. Display “Hello World” message using Internal UART.
2. Interface and Control a DC Motor.
3. Interface a Stepper motor and rotate it in clockwise and anti-clockwise direction.

4. Interface a DAC and generate Triangular and Square waveforms.
5. Interface a 4x4 keyboard and display the key code on an LCD.
6. Using the Internal PWM module of ARM controller generate PWM and vary its duty cycle.
7. Demonstrate the use of an external interrupt to toggle an LED On/Off.
8. Display the Hex digits 0 to F on a 7-segment LED interface, with an appropriate delay in between.
9. Interface a simple Switch and display its status through Relay, Buzzer and LED.
10. Measure Ambient temperature using a sensor and SPI ADC IC.

Course outcomes: After studying this course, students will be able to:

- Understand the instruction set of 32 bit microcontroller ARM Cortex M3, and the software tool required for programming in Assembly and C language.
- Develop assembly language programs using ARM Cortex M3 for different applications.
- Interface external devices and I/O with ARM Cortex M3.
- Develop C language programs and library functions for embedded system applications.

Conduction of Practical Examination:

1. PART-B experiments using Embedded-C are only to be considered for the practical examination. PART-A ALP programs are for study purpose and can be considered for Internal Marks evaluation.

2. Strictly follow the instructions as printed on the cover page of answer script for breakup of marks.

3. Change of experiment is allowed only once and Marks allotted to the procedure part to be made zero.

COMPUTER NETWORKS LAB

B.E., VI Semester, Electronics & Communication Engineering

[As per Choice Based Credit System (CBCS) Scheme]

Course Code	**17ECL68**	**CIE Marks**	**40**
Number of Lecture Hours/Week	**01Hr Tutorial (Instructions) + 02 Hours Laboratory = 03**	**SEE Marks**	**60**
RBT Levels	**L1, L2, L3**	**Exam Hours**	**03**

CREDITS – 02

Course objectives: This course will enable students to:

- Choose suitable tools to model a network and understand the protocols at various OSI reference levels.
- Design a suitable network and simulate using a Network simulator tool.
- Simulate the networking concepts and protocols using C/C++ programming.
- Model the networks for different configurations and analyze the results.

Laboratory Experiments

PART-A: Simulation experiments using NS2/ NS3/ OPNET/ NCTUNS/ NetSim/ QualNet or any other equivalent tool

1. Implement a point to point network with four nodes and duplex links between them. Analyze the network performance by setting the queue size and varying the bandwidth.
2. Implement a four node point to point network with links n0-n2, n1-n2 and n2-n3. Apply TCP agent between n0-n3 and UDP between n1-n3. Apply relevant applications over TCP and UDP agents changing the parameter and determine the number of packets sent by TCP/UDP.
3. Implement Ethernet LAN using n (6-10) nodes. Compare the throughput by changing the error rate and data rate.
4. Implement Ethernet LAN using n nodes and assign multiple traffic to the nodes and obtain congestion window for different sources/ destinations.
5. Implement ESS with transmission nodes in Wireless LAN and obtain the performance parameters.
6. Implementation of Link state routing algorithm.

PART-B: Implement the following in C/C++

1. Write a program for a HLDC frame to perform the following.

i) Bit stuffing

ii) Character stuffing.

2. Write a program for distance vector algorithm to find suitable path for transmission.

3. Implement Dijkstra's algorithm to compute the shortest routing path.
4. For the given data, use CRC-CCITT polynomial to obtain CRC code. Verify the program for the cases

   a. Without error

b. With error

5. Implementation of Stop and Wait Protocol and Sliding Window Protocol
6. Write a program for congestion control using leaky bucket algorithm.

Course outcomes: On the completion of this laboratory course, the students will be able to:

- Use the network simulator for learning and practice of networking algorithms.
- Illustrate the operations of network protocols and algorithms using C programming.
- Simulate the network with different configurations to measure the performance parameters.
- Implement the data link and routing protocols using C programming.

Conduct of Practical Examination:

- All laboratory experiments are to be included for practical examination.
- For examination one question from software and one question from hardware or only one hardware experiments based on the complexity to be set.
- Students are allowed to pick one experiment from the lot.
- Strictly follow the instructions as printed on the cover page of answer script for breakup of marks.
- Change of experiment is allowed only once and Marks allotted to the procedure part to be made zero.

6th Semester Open Electives Syllabus for the Courses Offered by EC/TC Board:

DATA STRUCTURE USING C++
B.E VI Semester (Open Elective)
[As per Choice Based Credit System (CBCS) Scheme]

Course Code	**17EC661**	**CIE Marks**	**40**
Number of Lecture Hours/Week	**03**	**SEE Marks**	**60**
Total Number of Lecture Hours	**40 (08 Hrs per Module)**	**Exam Hours**	**03**

CREDITS – 03

Course objectives: This course will enable students to

- Explain fundamentals of data structures and their applications essential for programming/problem solving
- Analyze Linear Data Structures: Stack, Queues, Lists
- Analyze Non Linear Data Structures: Trees
- Assess appropriate data structure during program development/Problem Solving

Module -1

INTRODUCTION: Functions and parameters, Dynamic memory allocation, Recursion.
LINEAR LISTS: Data objects and structures, Linear list data structures, Array Representation, Vector Representation, Singly Linked lists and chains. **L1, L2**

Module -2

ARRAYS AND MATRICS: Arrays, Matrices, Special matrices, Sparse matrices.

STACKS: The abstract data types, Array Representation, Linked Representation, Applications-Parenthesis Matching & Towers of Hanoi. **L1, L2, L3**

Module -3

QUEUES: The abstract data types, Array Representation, Linked Representation, Applications-Railroad car arrangement.

HASHING: Dictionaries, Linear representation, Hash table representation. **L1, L2, L3**

Module -4

BINARY AND OTHER TREES: Trees, Binary trees, Properties and representation of binary trees, Common binary tree operations, Binary tree traversal the ADT binary tree, ADT binary tree and the class linked binary tree. **L1, L2, L3**

Module -5

Priority Queues: Linear lists, Heaps, Applications-Heap Sorting.
Search Trees: Binary search trees operations and implementation, Binary Search trees with duplicates. **L1, L2, L3**

Course outcomes: After studying this course, students will be able to:

- Acquire knowledge of Dynamic memory allocation, Various types of data structures, operations and algorithms and Sparse matrices and Hashing
- Understand non Linear data structures trees and their applications
- Design appropriate data structures for solving computing problems
- Analyze the operations of Linear Data structures: Stack, Queue and Linked List and their applications

Text Book:

Data structures, Algorithms, and applications in C++, Sartaj Sahni, Universities Press, 2nd Edition, 2005.

Reference Books:

1. **Data structures, Algorithms, and applications in C++,** Sartaj Sahni, Mc. Graw Hill, 2000.
2. **Object Oriented Programming with C++,** E.Balaguruswamy**,** TMH, 6th Edition, 2013.
3. **Programming in C++,** E.Balaguruswamy. TMH, 4th, 2010.

POWER ELECTRONICS

B.E., VI Semester (Open Elective, *not for E&C students*)

[As per Choice Based Credit System (CBCS) Scheme]

Course Code	**17EC662**	**CIE Marks**	**40**
Number of Lecture Hours/Week	**03**	**SEE Marks**	**60**
Total Number of Lecture Hours	**40 (08 Hours / Module)**	**Exam Hours**	**03**

CREDITS – 03

Course Objectives: This course will enable students to

- Understand the working of various power devices.
- Study and analysis of thyristor circuits with different triggering techniques.
- Learn the applications of power devices in controlled rectifiers, converters and inverters.
- Study of power electronics circuits under different load conditions.

Module-1

Introduction - Applications of Power Electronics, Power Semiconductor Devices, Control Characteristics of Power Devices, types of Power Electronic Circuits.

Power Transistors: Power BJTs: Steady state characteristics. Power MOSFETs: device operation, switching characteristics, IGBTs: device operation, output and transfer characteristics. (Text 1) **L1, L2**

Module-2

Thyristors - Introduction, Principle of Operation of SCR, Static Anode-Cathode Characteristics of SCR, Two transistor model of SCR, Gate Characteristics of SCR, Turn-ON Methods, Turn-OFF Mechanism, Turn-OFF Methods: Natural and Forced Commutation – Class A and Class B types, Gate Trigger Circuit: Resistance Firing Circuit, Resistance capacitance firing circuit. (Text 2) **L1, L2, L3**

Module-3

Controlled Rectifiers - Introduction, principle of phase controlled converter operation, Single phase full converters, Single phase dual converters.

AC Voltage Controllers - Introduction, Principles of ON-OFF Control, Principle of Phase Control, Single phase control with resistive and inductive loads. (Text 1) **L1, L2, L3**

Module-4

DC-DC Converters - Introduction, principle of step-down operation and it's analysis with RL load, principle of step-up operation, Step-up converter with a resistive load, Performance parameters, Converter classification, Switching mode regulators: Buck regulator, Boost regulator, Buck-Boost Regulators. (Text 1) **L1, L2**

Module-5

Pulse Width Modulated Inverters- Introduction, principle of operation, performance parameters, Single phase bridge inverters, voltage control of single phase inverters, current source inverters, Variable DC-link inverter, Boost inverter. (Text 1) **L1, L2**

Course outcomes: After studying this course, students will be able to:

- Describe the characteristics of different power devices and identify the applications.
- Illustrate the working of DC-DC converter and inverter circuit.
- Determine the output response of a thyristor circuit with various triggering options.
- Determine the response of controlled rectifier with resistive and inductive loads.

Evaluation of CIE Marks:

It is suggested that at least a few experiments of Power Electronics are conducted by the students for better understanding of the course. This activity can be considered for the evaluation of 10 marks out of 40 CIE (Continuous Internal Evaluation) marks, reserved for the other activities.

Question paper pattern:

- The question paper will have ten questions
- Each full question consists of 16 marks**.**
- There will be 2 full questions (with a maximum of Three sub questions) from each module.
- Each full question will have sub questions covering all the topics under a module
- The students will have to answer 5 full questions, selecting one full question from each module

Text Book:

1. Mohammad H Rashid, Power Electronics, Circuits, Devices and Applications, 3rd/4th Edition, Pearson Education Inc, 2014, ISBN: 978-93-325-1844-5.
2. M.D Singh and K B Khanchandani, Power Electronics, 2nd Edition, Tata Mc-Graw Hill, 2009, ISBN: 0070583897.

Reference Books:

4. L. Umanand, Power Electronics, Essentials and Applications, John Wiley India Pvt. Ltd, 2009.
5. Dr. P. S. Bimbhra, “Power Electronics”, Khanna Publishers, Delhi, 2012.
6. P.C. Sen, “Modern Power Electronics”, S Chand & Co New Delhi, 2005.

DIGITAL SYSTEM DESIGN USING VERILOG

B.E., VI Semester (Open Elective)
[As per Choice Based Credit System (CBCS) Scheme]

Course Code:	**17EC663**	**CIE Marks: 40**
Number of Lecture Hours/Week:	**03**	**SEE Marks: 60**
Total Number of Lecture Hours:	**40 (08 Hrs per module)**	**Exam Hours: 03**

CREDITS – 03

Course Objectives: This course will enable students to

- Understand the concepts of Verilog Language.
- Design the digital systems as an activity in a larger systems design context.
- Study the design and operation of semiconductor memories frequently used in application specific digital system.
- Inspect how effectively IC's are embedded in package and assembled in PCB's for different application.
- Design and diagnosis of processors and I/O controllers used in embedded systems.

Module -1

Introduction and Methodology:
Digital Systems and Embedded Systems, Real-World Circuits, Models, Design Methodology (1.1, 1.3 to 1.5 of Text).

Combinational Basics: Combinational Components and Circuits, Verification of Combinational Circuits.(2.3 and 2.4 of Text)

Sequential Basics: Sequential Datapaths and Control Clocked Synchronous Timing Methodology (4.3 up to 4.3.1,4.4 up to 4.4.1 of Text). **L1, L2, L3**

Module -2

Memories: Concepts, Memory Types, Error Detection and Correction (Chap 5 of Text). **L1, L2, L3**

Module -3

Implementation Fabrics: Integrated Circuits, Programmable Logic Devices, Packaging and Circuit boards, Interconnection and Signal integrity (Chap 6 of Text). **L1, L2, L3**

Module -4

I/O interfacing: I/O devices, I/O controllers, Parallel Buses, Serial Transmission, I/O software (Chap 8 of Text). **L1, L2, L3**

Module -5

Design Methodology: Design flow, Design optimization, Design for test, Nontechnical Issues (Chap 10 of Text). **L1, L2, L3, L4**

Course outcomes: After studying this course, students will be able to:

- Construct the combinational circuits, using discrete gates and programmable logic devices.
- Describe Verilog model for sequential circuits and test pattern generation.
- Design a semiconductor memory for specific chip design.
- Design embedded systems using small microcontrollers, larger CPUs/DSPs, or hard or soft processor cores.
- Synthesize different types of processor and I/O controllers that are used in embedded system.

Text Book:

Peter J. Ashenden, “Digital Design: An Embedded Systems Approach Using VERILOG”, Elesvier, 2010.

B.E E&C SEVENTH SEMESTER SYLLABUS

MICROWAVES AND ANTENNAS
B.E., VII Semester, Electronics &Communication Engineering
[As per Choice Based Credit System (CBCS) Scheme]

Course Code	**17EC71**	**CIE Marks**	**40**
Number of Lecture Hours/Week	**04**	**SEE Marks**	**60**
Total Number of Lecture Hours	**50 (10 Hours / Module)**	**Exam Hours**	**03**

CREDITS – 04

Course objectives: This course will enable students to:

- Describe the microwave properties and its transmission media
- Describe microwave devices for several applications
- Understand the basics of antenna theory
- Select antennas for specific applications

Module-1

Microwave Tubes: Introduction, Reflex Klystron Oscillator, Mechanism of Oscillations, Modes of Oscillations, Mode Curve (Qualitative Analysis only). (Text 1: 9.1, 9.2.2)
Microwave Transmission Lines: Microwave Frequencies, Microwave devices, Microwave Systems, Transmission Line equations and solutions, Reflection Coefficient and Transmission Coefficient, Standing Wave and Standing Wave Ratio, Smith Chart, Single Stub matching. (Text 2: 0.1, 0.2, 0.3, 3.1, 3.2, 3.3, 3.5, 3.6 Except Double stub matching) **L1, L2**

Module-2

Microwave Network theory: Symmetrical Z and Y-Parameters for Reciprocal Networks, S matrix representation of Multi-Port Networks. (Text 1: 6.1, 6.2, 6.3)
Microwave Passive Devices: Coaxial Connectors and Adapters, Attenuators, Phase Shifters, Waveguide Tees, Magic tees. (Text 1: 6.4.2, 6.4.14, 6.4.15, 6.4.16) **L1, L2**

Module-3

Strip Lines: Introduction, Micro Strip lines, Parallel Strip lines, Coplanar Strip lines, Shielded Strip Lines. (Text 2: Chapter 11)
Antenna Basics: Introduction, Basic Antenna Parameters, Patterns, Beam Area, Radiation Intensity, Beam Efficiency, Directivity and Gain, Antenna Apertures, Effective Height, Bandwidth, Radio Communication Link, Antenna Field Zones & Polarization. (Text 3: 2.1- 2.11, 2.13,2.15) **L1, L2, L3**

Module-4

Point Sources and Arrays: Introduction, Point Sources, Power Patterns, Power Theorem, Radiation Intensity, Field Patterns, Phase Patterns, Arrays of Two Isotropic Point Sources, Pattern Multiplication, Linear Arrays of n Isotropic Point Sources of equal Amplitude and Spacing.(Text 3: 5.1 – 5.11, 5.13)

Electric Dipoles: Introduction, Short Electric Dipole, Fields of a Short Dipole (General and Far Field Analyses), Radiation Resistance of a Short Dipole, Thin Linear Antenna (Field Analyses), Radiation Resistances of Lambda/2 Antenna. (Text 3: 6.1 -6.6) **L1, L2, L3, L4**

Module-5

Loop and Horn Antenna: Introduction, Small loop, Comparison of Far fields of Small Loop and Short Dipole, The Loop Antenna General Case, Far field Patterns of Circular Loop Antenna with Uniform Current, Radiation Resistance of Loops, Directivity of Circular Loop Antennas with Uniform Current, Horn antennas Rectangular Horn Antennas.(Text 3: 7.1-7.8, 7.19, 7.20)

Antenna Types: Helical Antenna, Helical Geometry, Practical Design Considerations of Helical Antenna, Yagi-Uda array, Parabola General Properties, Log Periodic Antenna. (Text 3: 8.3, 8.5, 8.8, 9.5, 11.7) **L1, L2, L3**

Course Outcomes: At the end of the course, students will be able to:

- Describe the use and advantages of microwave transmission
- Analyze various parameters related to microwave transmission lines and waveguides
- Identify microwave devices for several applications
- Analyze various antenna parameters necessary for building an RF system
- Recommend various antenna configurations according to the applications

Text Books:

1. **Microwave Engineering** – Annapurna Das, Sisir K Das TMH Publication, 2nd, 2010.
2. **Microwave Devices and circuits**- Liao, Pearson Education.
3. **Antennas and Wave Propagation,** John D. Krauss, Ronald J Marhefka and Ahmad S Khan,4th Special Indian Edition , McGraw- Hill Education Pvt. Ltd., 2010.

Reference Books:

1. **Microwave Engineering** – David M Pozar, John Wiley India Pvt. Ltd. 3rdEdn, 2008.
2. **Microwave Engineering** – Sushrut Das, Oxford Higher Education, 2ndEdn, 2015.
3. **Antennas and Wave Propagation** – Harish and Sachidananda: Oxford University Press, 2007.

DIGITAL IMAGE PROCESSING

B.E., VII Semester, Electronics & Communication Engineering

[As per Choice Based Credit System (CBCS) Scheme]

Course Code	**17EC72**	**CIE Marks**	**40**
Number of Lecture Hours/Week	**04**	**SEE Marks**	**60**
Total Number of Lecture Hours	**50 (10 Hours / Module)**	**Exam Hours**	**03**

CREDITS – 04

Course Objectives: The objectives of this course are to:

- Understand the fundamentals of digital image processing
- Understand the image transform used in digital image processing
- Understand the image enhancement techniques used in digital image processing
- Understand the image restoration techniques and methods used in digital image processing
- Understand the Morphological Operations and Segmentation used in digital image processing

Module-1

Digital Image Fundamentals: What is Digital Image Processing?, Origins of Digital Image Processing, Examples of fields that use DIP, Fundamental Steps in Digital Image Processing, Components of an Image Processing System, Elements of Visual Perception, Image Sensing and Acquisition, Image Sampling and Quantization, Some Basic Relationships Between Pixels, Linear and Nonlinear Operations.
[Text: Chapter 1 and Chapter 2: Sections 2.1 to 2.5, 2.6.2] **L1, L2**

Module-2

Spatial Domain: Some Basic Intensity Transformation Functions, Histogram Processing, Fundamentals of Spatial Filtering, Smoothing Spatial Filters, Sharpening Spatial Filters
Frequency Domain: Preliminary Concepts, The Discrete Fourier Transform (DFT) of Two Variables, Properties of the 2-D DFT, Filtering in the Frequency Domain, Image Smoothing and Image Sharpening Using Frequency Domain Filters, Selective Filtering.
[Text: Chapter 3: Sections 3.2 to 3.6 and Chapter 4: Sections 4.2, 4.5 to 4.10]
L1, L2, L3

Module-3

Restoration: Noise models, Restoration in the Presence of Noise Only using Spatial Filtering and Frequency Domain Filtering, Linear, Position-Invariant Degradations, Estimating the Degradation Function, Inverse Filtering, Minimum Mean Square Error (Wiener) Filtering, Constrained Least Squares Filtering.
[Text: Chapter 5: Sections 5.2, to 5.9] **L1, L2, L3**

Module-4

Color Image Processing: Color Fundamentals, Color Models, Pseudocolor Image Processing.
Wavelets: Background, Multiresolution Expansions.
Morphological Image Processing: Preliminaries, Erosion and Dilation, Opening and Closing, The Hit-or-Miss Transforms, Some Basic Morphological Algorithms.
[Text: Chapter 6: Sections 6.1 to 6.3, Chapter 7: Sections 7.1 and 7.2, Chapter 9: Sections 9.1 to 9.5] **L1, L2, L3**

Module-5

Segmentation: Point, Line, and Edge Detection, Thresholding, Region-Based Segmentation, Segmentation Using Morphological Watersheds.
Representation and Description: Representation, Boundary descriptors.
[Text: Chapter 10: Sections 10.2, to 10.5 and Chapter 11: Sections 11.1 and 11.2]
L1, L2, L3

Course Outcomes: At the end of the course students should be able to:

- Understand image formation and the role human visual system plays in perception of gray and color image data.
- Apply image processing techniques in both the spatial and frequency (Fourier) domains.
- Design image analysis techniques in the form of image segmentation and to evaluate the Methodologies for segmentation.
- Conduct independent study and analysis of Image Enhancement techniques.

Text Book:

Digital Image Processing- Rafel C Gonzalez and Richard E. Woods, PHI 3rd Edition 2010.

Reference Books:

1. **Digital Image Processing**- S.Jayaraman, S.Esakkirajan, T.Veerakumar, Tata McGraw Hill 2014.
2. **Fundamentals of Digital Image Processing**-A. K. Jain, Pearson 2004.

POWER ELECTRONICS

B.E., VII Semester, Electronics & Communication Engineering

[As per Choice Based Credit System (CBCS) Scheme]

Course Code	**17EC73**	**CIE Marks**	**40**
Number of Lecture Hours/Week	**04**	**SEE Marks**	**60**
Total Number of Lecture Hours	**50 (10 Hours / Module)**	**Exam Hours**	**03**

CREDITS – 04

Course Objectives: This course will enable students to:

- Understand the construction and working of various power devices.
- Study and analysis of thyristor circuits with different triggering conditions.
- Learn the applications of power devices in controlled rectifiers, converters and inverters.
- Study of power electronics circuits under various load conditions.

Module-1

Introduction - Applications of Power Electronics, Power Semiconductor Devices, Control Characteristics of Power Devices, types of Power Electronic Circuits, Peripheral Effects.
Power Transistors: Power BJTs: Steady state characteristics. Power MOSFETs: device operation, switching characteristics, IGBTs: device operation, output and transfer characteristics, di/dt and dv/dt limitations. (Text 1) **L1, L2**

Module-2

Thyristors - Introduction, Principle of Operation of SCR, Static Anode-Cathode Characteristics of SCR, Two transisitor model of SCR, Gate Characteristics of SCR, Turn-ON Methods, Turn-OFF Mechanism, Turn-OFF Methods: Natural and Forced Commutation – Class A and Class B types, Gate Trigger Circuit: Resistance Firing Circuit, Resistance capacitance firing circuit, UJT Firing Circuit. (Text 2) **L1, L2, L3**

Module-3

Controlled Rectifiers - Introduction, Principle of Phase-Controlled Converter Operation, Single-Phase Full Converter with RL Load, Single-Phase Dual Converters, Single-Phase Semi Converter with RL load.
AC Voltage Controllers - Introduction, Principles of ON-OFF Control, Principle of Phase Control, Single phase controllers with resistive and inductive loads. (Text 1) **L1, L2, L3**

Module-4

DC-DC Converters - Introduction, principle of step-down operation and it's analysis with RL load, principle of step-up operation, Step-up converter with a resistive load, Performance parameters, Converter classification, Switching mode regulators: Buck regulator, Boost regulator, Buck-Boost Regulators, Chopper circuit design. (Text 1) **L1, L2**

Module-5

Pulse Width Modulated Inverters- Introduction, principle of operation, performance parameters, Single phase bridge inverters, voltage control of single phase inverters, current source inverters, Variable DC-link inverter, Boost inverter, Inverter circuit design.
Static Switches: Introduction, Single phase AC switches, DC Switches, Solid state relays, Microelectronic relays. (Text 1) **L1, L2**

Course Outcomes: At the end of the course students should be able to:

- Describe the characteristics of different power devices and identify the various applications associated with it.
- Illustrate the working of power circuit as DC-DC converter.
- Illustrate the operation of inverter circuit and static switches.
- Determine the output response of a thyristor circuit with various triggering options.
- Determine the response of controlled rectifier with resistive and inductive loads.

Evaluation of Internal Assessment Marks:

It is suggested that at least 4 experiments of Power Electronics to be conducted by the students. This activity can be considered for the evaluation of 10 marks out of 40 Continuous Internal Evaluation marks, reserved for the other activities.

Text Books:

1. Mohammad H Rashid, Power Electronics, Circuits, Devices and Applications, 3rd/4th Edition, Pearson Education Inc, 2014, ISBN: 978-93-325-1844-5.
2. M.D Singh and K B Khanchandani, Power Electronics, 2nd Edition, Tata Mc-Graw Hill, 2009, ISBN: 0070583897

Reference Books:

1. L. Umanand, Power Electronics, Essentials and Applications, John Wiley India Pvt. Ltd, 2009.
2. Dr. P. S. Bimbhra, “Power Electronics”, Khanna Publishers, Delhi, 2012.
3. P.C. Sen, “Modern Power Electronics”, S Chand & Co New Delhi, 2005.
4. Earl Gose, Richard Johnsonbaugh, Steve Jost, Pattern Recognition and Image Analysis, ePub eBook.

MULTIMEDIA COMMUNICATION

B.E., VII Semester, Electronics & Communication Engineering/ Telecommunication Engineering

[As per Choice Based credit System (CBCS) Scheme

Course Code	**17EC741**	**CIE Marks**	**40**
Number of Lecture Hours/Week	**03**	**SEE Marks**	**60**
Total Number of Lecture Hours	**40 (08 Hours / Module)**	**Exam Hours**	**03**

CREDITS – 03

Course objectives: This course will enable students to:

- Gain fundamental knowledge in understanding the basics of different multimedia networks and applications.
- Understand digitization principle techniques required to analyze different media types.
- Analyze compression techniques required to compress text and image and gain knowledge of DMS.
- Analyze compression techniques required to compress audio and video.
- Gain fundamental knowledge about multimedia communication across different networks.

Module-1

Multimedia Communications: Introduction, Multimedia information representation, multimedia networks, multimedia applications, Application and networking terminology. (Chap 1 of Text 1) **L1, L2**

Module-2

Information Representation: Introduction, Digitization principles, Text, Images, Audio and Video (Chap 2 of Text 1) **L1, L2**

Module-3

Text and image compression: Introduction, Compression principles, text compression, image Compression. (Chap 3 of Text 1)

Distributed multimedia systems: Introduction, main Features of a DMS, Resource management of DMS, Networking, Multimedia operating systems (Chap. 4 - Sections 4.1 to 4.5 of Text 2). **L1, L2, L3**

Module-4

Audio and video compression: Introduction, Audio compression, video compression, video compression principles, video compression. (Chap. 4 of Text 1). **L1, L2, L3**

Module-5

Multimedia Communication Across Networks: Packet audio/video in the network environment, Video transport across generic networks, Multimedia Transport across ATM Networks (Chap. 6 - Sections 6.1, 6.2, 6.3 of Text 2). **L1, L2**

Course Outcomes: After studying this course, students will be able to:

- Understand basics of different multimedia networks and applications.
- Understand different compression techniques to compress audio and video.
- Describe multimedia Communication across Networks.
- Analyse different media types to represent them in digital form.
- Compress different types of text and images using different compression techniques and analyse DMS.

Text Books:

1. Fred Halsall, "Multimedia Communications", Pearson education, 2001 ISBN - 9788131709948.

2. K. R. Rao, Zoran S. Bojkovic, Dragorad A. Milovanovic, "Multimedia Communication Systems", Pearson education, 2004. ISBN -9788120321458

Reference Book:

Raifsteinmetz, Klara Nahrstedt, "Multimedia: Computing, Communications and Applications", Pearson education, 2002. ISBN -9788177584417

BIOMEDICAL SIGNAL PROCESSING

B.E., VII Semester, Electronics & Communication Engineering/ Telecommunication Engineering

[As per Choice Based Credit System (CBCS) Scheme]

Course Code	**17EC742**	**CIE Marks**	**40**
Number of Lecture Hours/Week	**03**	**SEE Marks**	**60**
Total Number of Lecture Hours	**40 (8 Hours / Module)**	**Exam Hours**	**03**

CREDITS – 03

Course Objectives: The objectives of this course are to:

- Describe the origin, properties and suitable models of important biological signals such as ECG and EEG.
- Introduce students to basic signal processing techniques in analysing biological signals.
- Develop the students mathematical and computational skills relevant to the field of biomedical signal processing.
- Develop a thorough understanding on basics of ECG signal compression algorithms.
- Increase the student's awareness of the complexity of various biological phenomena and cultivate an understanding of the promises, challenges of the biomedical engineering.

Module-1

Introduction to Biomedical Signals: The nature of Biomedical Signals, Examples of Biomedical Signals, Objectives and difficulties in Biomedical analysis.

Electrocardiography: Basic electrocardiography, ECG lead systems, ECG signal characteristics.

Signal Conversion :Simple signal conversion systems, Conversion requirements for biomedical signals, Signal conversion circuits (Text-1) **L1, L2**

Module-2

Signal Averaging: Basics of signal averaging, signal averaging as a digital filter, a typical averager, software for signal averaging, limitations of signal averaging.

Adaptive Noise Cancelling: Principal noise canceller model, 60-Hz adaptive cancelling using a sine wave model, other applications of adaptive filtering (Text-1) **L1, L2, L3**

Module-3

Data Compression Techniques: Turning point algorithm, AZTEC algorithm, Fan algorithm, Huffman coding, data reduction algorithms The Fourier transform, Correlation, Convolution, Power spectrum estimation, Frequency domain analysis of the ECG (Text-1) **L1, L2, L3**

Module-4

Cardiological signal processing:
Basic Electrocardiography, ECG data acquisition, ECG lead system, ECG signal characteristics (parameters and their estimation), Analog filters, ECG amplifier, and QRS detector, Power spectrum of the ECG, Bandpass filtering techniques, Differentiation techniques, Template matching techniques, A QRS detection algorithm, Realtime ECG processing algorithm, ECG interpretation, ST segment analyzer, Portable arrhythmia monitor. (Text -2) **L1, L2, L3**

Module-5

Neurological signal processing: The brain and its potentials, The electrophysiological origin of brain waves, The EEG signal and its characteristics (EEG rhythms, waves, and transients), Correlation.

Analysis of EEG channels: Detection of EEG rhythms, Template matching for EEG, spike and wave detection (Text-2). **L1, L2, L3**

Course outcomes: At the end of the course, students will be able to:

- Possess the basic mathematical, scientific and computational skills necessary to analyse ECG and EEG signals.
- Apply classical and modern filtering and compression techniques for ECG and EEG signals
- Develop a thorough understanding on basics of ECG and EEG feature extraction.

Text Books:

1. **Biomedical Digital Signal Processing-** Willis J. Tompkins, PHI 2001.
2. **Biomedical Signal Processing Principles and Techniques-** D C Reddy, McGraw-Hill publications 2005

Reference Book:

Biomedical Signal Analysis-Rangaraj M. Rangayyan, John Wiley & Sons 2002

REAL TIME SYSTEMS

B.E., VII Semester, Electronics & Communication Engineering /Telecommunication Engineering

[As per Choice Based Credit System (CBCS) Scheme]

Course Code	**17EC743**	**CIE Marks**	**40**
Number of Lecture Hours/Week	**03**	**SEE Marks**	**60**
Total Number of Lecture Hours	**40 (08 Hours per Module)**	**Exam Hours**	**03**

Credits – 03

Course Objectives: This Course will enable students to:

- Discuss the historical background of Real-time systems and its classifications.
- Describe the concepts of computer control and hardware components for Real-Time Application.
- Discuss the languages to develop software for Real-Time Applications.
- Explain the concepts of operating system and RTS development methodologies.

Module-1

Introduction to Real-Time Systems: Historical background, Elements of a Computer Control System, RTS- Definition, Classification of Real-time Systems, Time Constraints, Classification of Programs.

Concepts of Computer Control: Introduction, Sequence Control, Loop Control, Supervisory Control, Centralized Computer Control, Hierarchical Systems. (Text Book: 1.1 to 1.6 and 2.1 to 2.6) **L1, L2**

Module-2

Computer Hardware Requirements for Real-Time Applications: Introduction, General Purpose Computer, Single Chip Microcomputers and Microcontrollers, Specialized Processors, Process-Related Interfaces, Data Transfer Techniques, Communications, Standard Interface.(Text Book: 3.1 to 3.8) **L1, L2**

Module-3

Languages for Real-Time Applications: Introduction, Syntax Layout and Readability, Declaration and Initialization of Variables and Constants, Modularity and Variables, Compilation of Modular Programs, Data types, Control Structures, Exception Handling, Low-level facilities, Co-routines, Interrupts and Device Handling, Concurrency, Real-Time Support, Overview of Real-Time Languages. (Text Book: 5.1 to 5.14) **L1, L2, L3**

Module-4

Operating Systems: Introduction, Real-Time Multi-Tasking OS, Scheduling Strategies, Priority Structures, Task Management, Scheduler and Real-Time Clock Interrupt Handler, Memory Management, Code Sharing, Resource Control, Task Co-Operation and Communication, Mutual Exclusion.(Text Book: 6.1 to 6.11) **L1, L2**

Module-5

Design of RTS – General Introduction: Introduction, Specification Document, Preliminary Design, Single-Program Approach, Foreground/Background System.

RTS Development Methodologies: Introduction, Yourdon Methodology, Ward and Mellor Method, Hately and Pirbhai Method. (Text Book: 7.1 to 7.5 and 8.1, 8.2, 8.4,8.5) **L1, L2, L3**

Course Outcomes: At the end of the course, students should be able to:

- Understand the fundamentals of Real time systems and its classifications.
- Understand the concepts of computer control, operating system and the suitable computer hardware requirements for real-time applications.
- Develop the software languages to meet Real time applications.
- Apply suitable methodologies to design and develop Real-Time Systems.

Text Book:

Real-Time Computer Control, by Stuart Bennet, 2nd Edn. Pearson Education. 2008.

Reference Books:

1. C.M. Krishna, Kang G. Shin, "Real –Time Systems", McGraw –Hill International Editions, 1997.
2. Real-Time Systems Design and Analysis, Phillip. A. Laplante, second edition, PHI, 2005.
3. Embedded Systems, Raj Kamal, Tata McGraw Hill, India, third edition, 2005.

CRYPTOGRAPHY

B.E., VII Semester, Electronics & Communication Engineering

[As per Choice Based Credit System (CBCS) Scheme]

Course Code	**17EC744**	**CIE Marks**	**40**
Number of Lecture Hours/Week	**03**	**SEE Marks**	**60**
Total Number of Lecture Hours	**40 (08 Hours / Module)**	**Exam Hours**	**03**

CREDITS – 03

Course Objectives: This Course will enable students to:

- Enable students to understand the basics of symmetric key and public key cryptography.
- Equip students with some basic mathematical concepts and pseudorandom number generators required for cryptography.
- Enable students to authenticate and protect the encrypted data.
- Enrich knowledge about Email, IP and Web security.

Module-1

Basic Concepts of Number Theory and Finite Fields: Divisibility and the divisibility algorithm, Euclidean algorithm, Modular arithmetic, Groups, Rings and Fields, Finite fields of the form GF(p), Polynomial arithmetic, Finite fields of the form GF(2^n)(Text 1: Chapter 3) **L1, L2**

Module-2

Classical Encryption Techniques: Symmetric cipher model, Substitution techniques, Transposition techniques, Steganography (Text 1: Chapter 1)
SYMMETRIC CIPHERS: Traditional Block Cipher structure, Data Encryption Standard (DES) (Text 1: Chapter 2: Section1, 2) **L1, L2**

Module-3

SYMMETRIC CIPHERS: The AES Cipher. (Text 1: Chapter 4: Section 2, 3, 4)
Pseudo-Random-Sequence Generators and Stream Ciphers: Linear Congruential Generators, Linear Feedback Shift Registers, Design and analysis of stream ciphers, Stream ciphers using LFSRs (Text 2: Chapter 16: Section 1, 2, 3, 4) **L1, L2, L3**

Module-4

More number theory: Prime Numbers, Fermat's and Euler's theorem, Primality testing, Chinese Remainder theorem, discrete logarithm. (Text 1: Chapter 7)
Principles of Public-Key Cryptosystems: The RSA algorithm, Diffie - Hellman Key Exchange, Elliptic Curve Arithmetic, Elliptic Curve Cryptography (Text 1: Chapter 8, Chapter 9: Section 1, 3, 4) **L1, L2, L3**

Module-5

One-Way Hash Functions: Background, Snefru, N-Hash, MD4, MD5, Secure Hash Algorithm [SHA],One way hash functions using symmetric block algorithms, Using public key algorithms, Choosing a one-way hash functions, Message Authentication Codes. Digital Signature Algorithm, Discrete Logarithm Signature Scheme (Text 2: Chapter 18: Section 18.1 to 18.5, 18.7, 18.11 to 18.14 and Chapter 20: Section 20.1, 20.4) **L1, L2, L3**

Course Outcomes: After studying this course, students will be able to:

- Use basic cryptographic algorithms to encrypt the data.
- Generate some pseudorandom numbers required for cryptographic applications.
- Provide authentication and protection for encrypted data.

Text Books:

1. William Stallings , "Cryptography and Network Security Principles and Practice", Pearson Education Inc., 6th Edition, 2014, ISBN: 978-93-325-1877-3
2. Bruce Schneier, "Applied Cryptography Protocols, Algorithms, and Source code in C", Wiley Publications, 2nd Edition, ISBN: 9971-51-348-X

Reference Books:

1. Cryptography and Network Security, Behrouz A. Forouzan, TMH, 2007.
2. Cryptography and Network Security, Atul Kahate, TMH, 2003.

CAD for VLSI

B.E., VII Semester, Electronics & Communication Engineering
[As per Choice Based Credit System (CBCS) Scheme]

Course Code	**17EC745**	**CIE Marks**	**40**
Number of Lecture Hours/Week	**03**	**SEE Marks**	**60**
Total Number of Lecture Hours	**40 (8 Hours per Module)**	**Exam Hours**	**03**

CREDITS – 03

Course Objectives: This course will enable students to:

- Understand various stages of Physical design of VLSI circuits
- Know about mapping a design problem to a realizable algorithm
- Become aware of graph theoretic, heuristic and genetic algorithms
- Compare performance of different algorithms

Module 1

Data Structures and Basic Algorithms:

Basic terminology, Complexity issues and NP-Hardness. Examples - Exponential, heuristic, approximation and special cases. Basic Algorithms. Graph Algorithms for Search, spanning tree, shortest path, min-cut and max-cut, Steiner tree. Computational Geometry Algorithms: Line sweep and extended line sweep methods. **L1, L2**

Module 2

Basic Data Structures. Atomic operations for layout editors, Linked list of blocks, Bin-based method, Neighbor pointers, corner-stitching, Multi-layer operations, Limitations of existing data structures. Layout specification languages.

Graph algorithms for physical design: Classes of graphs in physical design, Relationship between graph classes, Graph problems in physical design, Algorithms for Interval graphs, permutation graphs and circle graphs. **L1, L2**

Module 3

Partitioning: Problem formulation, Design style specific partitioning problems, Classification of Partitioning Algorithms.

Group migration algorithms: Kernighan-Lin algorithm, Fiduccia-Mattheyses Algorithm, Simulated Annealing, Simulated Evolution.

Floor Planning: Problem formulation, Constraint based floor planning, Rectangular dualization, Simulated evolution algorithms. **L1, L2, L3**

Module 4

Pin Assignment: Problem formulation. Classification of pin assignment problems, General pin assignment problem.

Placement: Problem formulation, Classification of placement algorithms. Simulation based placement: Simulated annealing, simulated evolution, force directed placement. Partitioning based algorithms: Breur's Algorithm, Terminal propagation algorithm, Other algorithms for placement. **L1, L2, L3**

Module 5

Global Routing: Problem formulation, Classification of Global routing algorithms, Maze routing algorithms: Lee's algorithm, Soukup's algorithm and Hadlock's Algorithm, Line probe algorithms.

Detailed Routing: Problem formulation, Routing considerations, models, channel routing and switch box routing problems. General river routing problem, Single row routing problem.

Two-layer channel routing algorithms: Basic Left Edge Algorithm, Dogleg router, Symbolic router-YACR2. **L1, L2, L3**

Course Outcomes: After studying this course, students will be able to:

- Appreciate the problems related to physical design of VLSI
- Use genralized graph theoretic approach to VLSI problems
- Design Simulated Annealing and Evolutionary algorithms
- Know various approaches to write generalized algorithms

Question paper pattern:

- The question paper will have 10 full questions carrying equal marks.
- Each full question consists of 16 marks with a maximum of Three sub questions.
- There will be 2 full questions from each module covering all the topics of the module
- The students will have to answer 5 full questions, selecting one full question from each module.

Text Book:

Algorithms for VLSI Physical Design Automation, 3rd Ed, Naveed Sherwani, 1999 Kluwer Academic Publishers, Reprint 2009 Springer (India) Private Ltd. ISBN 978-81-8128-317-7.

DSP ALGORITHMS and ARCHITECTURE

B.E., VII Semester, Electronics & Communication Engineering /Telecommunication Engineering

[As per Choice Based Credit System (CBCS) Scheme]

Course Code	**17EC751**	**CIE Marks**	**40**
Number of Lecture Hours/Week	**03**	**SEE Marks**	**60**
Total Number of Lecture Hours	**40 (8 Hours / Module)**	**Exam Hours**	**03**

CREDITS – 03

Course Objectives: This course will enable students to:

- Figure out the knowledge and concepts of digital signal processing techniques.
- Understand the computational building blocks of DSP processors and its speed issues.
- Understand the various addressing modes, peripherals, interrupts and pipelining structure of TMS320C54xx processor.
- Learn how to interface the external devices to TMS320C54xx processor in various modes.
- Understand basic DSP algorithms with their implementation.

Module-1

Introduction to Digital Signal Processing:
Introduction, A Digital Signal – Processing System, The Sampling Process, Discrete Time Sequences, Discrete Fourier Transform (DFT) and Fast Fourier Transform (FFT), Linear Time-Invariant Systems, Digital Filters, Decimation and Interpolation.

Computational Accuracy in DSP Implementations:
Number Formats for Signals and Coefficients in DSP Systems, Dynamic Range and Precision, Sources of Error in DSP Implementation. **L1, L2**

Module-2

Architectures for Programmable Digital Signal – Processing Devices:
Introduction, Basic Architectural Features, DSP Computational Building Blocks, Bus Architecture and Memory, Data Addressing Capabilities, Address Generation Unit, Programmability and Program Execution, Speed Issues, Features for External Interfacing. **L1, L2, L3**

Module-3

Programmable Digital Signal Processors:
Introduction, Commercial Digital Signal-processing Devices, Data Addressing Modes of TMS32OC54XX, Memory Space of TMS32OC54xx Processors, Program Control. Detail Study of TMS320C54X & 54xx Instructions and Programming, On – Chip Peripherals, Interrupts of TMS32OC54XX Processors, Pipeline Operation of TMS32OC54xx Processor. **L1, L2, L3**

Module-4

Implementation of Basic DSP Algorithms:
Introduction, The Q – notation, FIR Filters, IIR Filters, Interpolation and Decimation Filters (one example in each case).

Implementation of FFT Algorithms:
Introduction, An FFT Algorithm for DFT Computation, Overflow and Scaling, Bit – Reversed Index. Generation & Implementation on the TMS32OC54xx. **L1, L2, L3**

Module-5

Interfacing Memory and Parallel I/O Peripherals to Programmable DSP Devices:
Introduction, Memory Space Organization, External Bus Interfacing Signals. Memory Interface, Parallel I/O Interface, Programmed I/O, Interrupts and I/O Direct Memory Access (DMA).

Interfacing and Applications of DSP Processors:
Introduction, Synchronous Serial Interface, A CODEC Interface Circuit, DSP Based Bio-telemetry Receiver, A Speech Processing System, An Image Processing System.
L1, L2, L3

Course Outcomes: At the end of this course, students would be able to

- Comprehend the knowledge and concepts of digital signal processing techniques.
- Apply the knowledge of DSP computational building blocks to achieve speed in DSP architecture or processor.
- Apply knowledge of various types of addressing modes, interrupts, peripherals and pipelining structure of TMS320C54xx processor.
- Develop basic DSP algorithms using DSP processors.
- Discuss about synchronous serial interface and multichannel buffered serial port (McBSP) of DSP device.
- Demonstrate the programming of CODEC interfacing.

Text Book:
"Digital Signal Processing", Avatar Singh and S. Srinivasan, Thomson Learning, 2004.

Reference Books:
1. "Digital Signal Processing: A practical approach", Ifeachor E. C., Jervis B. W Pearson-Education, PHI, 2002.
2. "Digital Signal Processors", B Venkataramani and M Bhaskar, TMH, 2nd, 2010
3. "Architectures for Digital Signal Processing", Peter Pirsch John Weily, 2008

IoT & WIRELESS SENSOR NETWORKS

B.E., VII Semester, Electronics & Communication Engineering /Telecommunication Engineering

[As per Choice Based Credit System (CBCS) Scheme]

Course Code	**17EC752**	**CIE Marks**	**40**
Number of Lecture Hours/Week	**03**	**SEE Marks**	**60**
Total Number of Lecture Hours	**40 (8 Hours / Module)**	**Exam Hours**	**03**

CREDITS – 03

Course Objectives: This course will enable students to:

- Understand various sources of IoT & M2M communication protocols.
- Describe Cloud computing and design principles of IoT.
- Become aware of MQTT clients, MQTT server and its programming.
- Understand the architecture and design principles of WSNs.
- Enrich the knowledge about MAC and routing protocols in WSNs.

Module-1

Overview of Internet of Things: IoT Conceptual Framework, IoT Architectural View, Technology Behind IoT, Sources of IoT,M2M communication, Examples of IoT. Modified OSI Model for the IoT/M2M Systems, data enrichment, data consolidation and device management at IoT/M2M Gateway, web communication protocols used by connected IoT/M2M devices, Message communication protocols (CoAP-SMS, CoAP-MQ, MQTT,XMPP) for IoT/M2M devices. **L1, L2**

Module-2

Architecture and Design Principles for IoT: Internet connectivity, Internet-based communication,IPv4, IPv6,6LoWPAN protocol, IP Addressing in the IoT, Application layer protocols: HTTP, HTTPS,FTP,TELNET and ports.

Data Collection, Storage and Computing using a Cloud Platform: Introduction, Cloud computing paradigm for data collection, storage and computing, Cloud service models, IoT Cloud- based data collection, storage and computing services using Nimbits. **L1, L2**

Module-3

Prototyping and Designing Software for IoT Applications: Introduction, Prototyping Embedded device software, Programming Embedded Device Arduino Platform using IDE, Reading data from sensors and devices, Devices, Gateways, Internet and Web/Cloud services software development.

Programming MQTT clients and MQTT server. Introduction to IoT privacy and security. Vulnerabilities, security requirements and threat analysis, IoT Security Tomography and layered attacker model. **L1, L2, L3**

Module-4

Overview of Wireless Sensor Networks:
Challenges for Wireless Sensor Networks, Enabling Technologies for Wireless Sensor Networks.

Architectures: Single-Node Architecture - Hardware Components, Energy Consumption of Sensor Nodes, Operating Systems and Execution Environments, Network Architecture-Sensor Network Scenarios, Optimization Goals and Figures of Merit, Design principles for WSNs, Service interfaces of WSNs Gateway Concepts.
L1, L2, L3

Module-5

Communication Protocols:
Physical Layer and Transceiver Design Considerations, MAC Protocols for Wireless Sensor Networks, Low Duty Cycle Protocols And Wakeup Concepts - S-MAC , The Mediation Device Protocol, Wakeup Radio Concepts, Contention based protocols(CSMA,PAMAS), Schedule based protocols (LEACH, SMACS, TRAMA) Address and Name Management in WSNs, Assignment of MAC Addresses, Routing Protocols-Energy-Efficient Routing, Geographic Routing, Hierarchical networks by clustering.
L1, L2, L3

Course Outcomes: At the end of the course, students will be able to:

- Describe the OSI Model for the IoT/M2M Systems.
- Understand the architecture and design principles for IoT.
- Learn the programming for IoT Applications.
- Identify the communication protocols which best suits the WSNs.

Text Books:

1. Raj Kamal, ”Internet of Things-Architecture and design principles”, McGraw Hill Education.
2. Holger Karl & Andreas Willig, "Protocols And Architectures for Wireless Sensor Networks" , John Wiley, 2005.
3. Feng Zhao & Leonidas J. Guibas, “Wireless Sensor Networks- An Information Processing Approach", Elsevier, 2007.

Reference Books:

1. Kazem Sohraby, Daniel Minoli, & Taieb Znati, “Wireless Sensor Networks- Technology, Protocols, And Applications”, John Wiley, 2007.
2. Anna Hac, “Wireless Sensor Network Designs”, John Wiley, 2003.

PATTERN RECOGNITION

B.E., VII Semester, Electronics & Communication Engineering/ Telecommunication Engineering

[As per Choice Based Credit System (CBCS) Scheme]

Course Code	**17EC753**	**CIE Marks**	**40**
Number of Lecture Hours/Week	**03**	**SEE Marks**	**60**
Total Number of Lecture Hours	**40 (8 Hours / Module)**	**Exam Hours**	**03**

CREDITS – 03

Course Objectives: The objectives of this course are to:

- Introduce mathematical tools needed for Pattern Recognition
- Impart knowledge about the fundamentals of Pattern Recognition.
- Provide knowledge of recognition, decision making and statistical learning problems
- Introduce parametric and non-parametric techniques, supervised learning and clustering concepts of pattern recognition

Module-1

Introduction: Importance of pattern recognition, Features, Feature Vectors, and Classifiers, Supervised, Unsupervised, and Semi-supervised learning, Introduction to Bayes Decision Theory, Discriminant Functions and Decision Surfaces, Gaussian PDF and Bayesian Classification for Normal Distributions. **L1, L2**

Module-2

Data Transformation and Dimensionality Reduction: Introduction, Basis Vectors, The Karhunen Loeve (KL) Transformation, Singular Value Decomposition, Independent Component Analysis (Introduction only). Nonlinear Dimensionality Reduction, Kernel PCA. **L1, L2**

Module-3

Estimation of Unknown Probability Density Functions: Maximum Likelihood Parameter Estimation, Maximum a Posteriori Probability estimation, Bayesian Interference, Maximum Entropy Estimation, Mixture Models, Naive-Bayes Classifier, The Nearest Neighbor Rule. **L1, L2, L3**

Module-4

Linear Classifiers: Introduction, Linear Discriminant Functions and Decision Hyperplanes, The Perceptron Algorithm, Mean Square Error Estimate, Stochastic Approximation of LMS Algorithm, Sum of Error Estimate. **L1, L2, L3**

Module-5

Nonlinear Classifiers: The XOR Problem, The two Layer Perceptron, Three Layer Perceptron, Back propagation Algorithm, Basic Concepts of Clustering, Introduction to Clustering , Proximity Measures. **L1, L2, L3**

Course outcomes: At the end of the course, students will be able to:

- Identify areas where Pattern Recognition and Machine Learning can offer a solution.
- Describe the strength and limitations of some techniques used in computational Machine Learning for classification, regression and density estimation problems
- Describe genetic algorithms, validation methods and sampling techniques
- Describe and model data to solve problems in regression and classification
- Implement learning algorithms for supervised tasks

Text Book:

Pattern Recognition: Sergios Theodoridis, Konstantinos Koutroumbas, Elsevier India Pvt. Ltd (Paper Back), 4th edition.

Reference Books:

1. **The Elements of Statistical Learning:** Trevor Hastie, Springer-Verlag New York, LLC (Paper Back), 2009.
2. **Pattern Classification:** Richard O. Duda, Peter E. Hart, David G. Stork. John Wiley & Sons, 2012.
3. **Pattern Recognition and Image Analysis Earl Gose:** Richard Johnsonbaugh, Steve Jost, ePub eBook.

ADVANCED COMPUTER ARCHITECTURE

B.E., VII Semester, Electronics & Communication Engineering /Telecommunication Engineering

[As per Choice Based Credit System (CBCS) Scheme]

Course Code	**17EC754**	**CIE Marks**	**40**
Number of Lecture Hours/Week	**03**	**SEE Marks**	**60**
Total Number of Lecture Hours	**40 (8 Hours / Module)**	**Exam Hours**	**03**

CREDITS – 03

Course Objectives: This course will enable students to:

- Understand the various parallel computer models and conditions of parallelism
- Explain the control flow, dataflow and demand driven machines
- Study CISC, RISC, superscalar, VLIW and multiprocessor architectures
- Understand the concept of pipelining and memory hierarchy design
- Explain cache coherence protocols.

Module-1

Parallel Computer Models: The state of computing, Classification of parallel computers, Multiprocessors and multicomputer, Multivectors and SIMD computers.
Program and Network Properties: Conditions of parallelism, Data and resource Dependences, Hardware and software parallelism, Program partitioning and scheduling, Grain Size and latency. **L1, L2**

Module-2

Program flow mechanisms: Control flow versus data flow, Data flow Architecture, Demand driven mechanisms, Comparisons of flow mechanisms.
Principles of Scalable Performance: Performance Metrics and Measures, Parallel Processing Applications, Speedup Performance Laws, Scalability Analysis and Approaches. **L1, L2, L3**

Module-3

Speedup Performance Laws: Amdhal's law, Gustafson's law, Memory bounded speed up model, Scalability Analysis and Approaches.
Advanced Processors: Advanced processor technology, Instruction-set Architectures, CISC Scalar Processors, RISC Scalar Processors, Superscalar Processors, VLIW Architectures. **L1, L2, L3**

Module-4

Pipelining: Linear pipeline processor, nonlinear pipeline processor, Instruction pipeline Design, Mechanisms for instruction pipelining, Dynamic instruction scheduling, Branch Handling techniques, branch prediction, Arithmetic Pipeline Design.
Memory Hierarchy Design: Cache basics & cache performance, reducing miss rate and miss penalty, multilevel cache hierarchies, main memory organizations, design of memory hierarchies. **L1, L2, L3**

Module-5

Multiprocessor Architectures: Symmetric shared memory architectures, distributed shared memory architectures, models of memory consistency, cache coherence protocols (MSI, MESI, MOESI), scalable cache coherence, overview of directory based approaches, design challenges of directory protocols, memory based directory protocols, cache based directory protocols. **L1, L2, L3**

Course Outcomes: At the end of the course, the students will be able to:

- Explain parallel computer models and conditions of parallelism
- Differentiate control flow, dataflow, demand driven mechanisms
- Explain the principle of scalable performance
- Discuss advanced processors architectures like CISC, RISC, superscalar and VLIW
- Understand the basics of instruction pipelining and memory technologies
- Explain the issues in multiprocessor architectures

Question paper pattern:

The question paper will have ten questions.

- Each full question consists of 16 marks.
- There will be 2 full questions (with a maximum of Three sub questions) from each module.
- Each full question will have sub questions covering all the topics under a module. The students will have to answer 5 full questions, selecting one full question from each module.

Text Book:

Kai Hwang, "Advanced computer architecture"; TMH.

Reference Books:

1. Kai Hwang and Zu, "Scalable Parallel Computers Architecture"; MGH.
2. M.J Flynn, "Computer Architecture, Pipelined and Parallel Processor Design"; Narosa Publishing.
3. D.A.Patterson, J.L.Hennessy, "Computer Architecture :A quantitative approach"; Morgan Kauffmann Feb, 2002.

SATELLITE COMMUNICATION

B.E., VII Semester, Electronics & Communication Engineering

[As per Choice Based Credit System (CBCS) Scheme]

Course Code	**17EC755**	**CIE Marks**	**40**
Number of Lecture Hours/Week	**03**	**SEE Marks**	**60**
Total Number of Lecture Hours	**40 (8 Hours / Module)**	**Exam Hours**	**03**

CREDITS – 03

Course Objectives: This course will enable students to

- Understand the basic principle of satellite orbits and trajectories.
- Study of electronic systems associated with a satellite and the earth station.
- Understand the various technologies associated with the satellite communication.
- Focus on a communication satellite and the national satellite system.
- Study of satellite applications focusing various domains services such as remote sensing, weather forecasting and navigation.

Module-1

Satellite Orbits and Trajectories: Definition, Basic Principles, Orbital parameters, Injection velocity and satellite trajectory, Types of Satellite orbits, Orbital perturbations, Satellite stabilization, Orbital effects on satellite's performance, Eclipses, Look angles: Azimuth angle, Elevation angle. **L1, L2**

Module-2

Satellite subsystem: Power supply subsystem, Attitude and Orbit control, Tracking, Telemetry and command subsystem, Payload.

Earth Station: Types of earth station, Architecture, Design considerations, Testing, Earth station Hardware, Satellite tracking. **L1, L2**

Module-3

Multiple Access Techniques: Introduction, FDMA (No derivation), SCPC Systems, MCPC Systems, TDMA, CDMA, SDMA.

Satellite Link Design Fundamentals: Transmission Equation, Satellite Link Parameters, Propagation considerations. **L1, L2, L3**

Module-4

Communication Satellites: Introduction, Related Applications, Frequency Bands, Payloads, Satellite Vs. Terrestrial Networks, Satellite Telephony, Satellite Television, Satellite radio, Regional satellite Systems, National Satellite Systems. **L1, L2**

Module-5

Remote Sensing Satellites: Classification of remote sensing systems, orbits, Payloads, Types of images: Image Classification, Interpretation, Applications.

Weather Forecasting Satellites: Fundamentals, Images, Orbits, Payloads, Applications.

Navigation Satellites: Development of Satellite Navigation Systems, GPS system, Applications. **L1, L2, L3**

Course Outcomes: At the end of the course, the students will be able to:

- Describe the satellite orbits and its trajectories with the definitions of parameters associated with it.
- Describe the electronic hardware systems associated with the satellite subsystem and earth station.
- Describe the various applications of satellite with the focus on national satellite system.
- Compute the satellite link parameters under various propagation conditions with the illustration of multiple access techniques.

Text Book:

Anil K. Maini, Varsha Agrawal, Satellite Communications, Wiley India Pvt. Ltd., 2015, ISBN: 978-81-265-2071-8.

Reference Books :

1. Dennis Roddy, Satellite Communications, 4th Edition, McGraw- Hill International edition, 2006
2. Timothy Pratt, Charles Bostian, Jeremy Allnutt, Satellite Communications, 2nd Edition, Wiley India Pvt. Ltd , 2017, ISBN: 978-81-265-0833-4

ADVANCED COMMUNICATION LAB

B.E., VII Semester, Electronics & Communication Engineering
[As per Choice Based Credit System (CBCS) Scheme]

Course Code	**17ECL76**	**CIE Marks**	**40**
Number of Lecture Hours/Week	**01Hr Tutorial (Instructions) + 02 Hours Laboratory = 03**	**SEE Marks**	**60**
RBT Levels	**L1, L2, L3**	**Exam Hours**	**03**

CREDITS – 02

Course objectives: This course will enable students to:

- Design and demonstrate the digital modulation techniques
- Demonstrate and measure the wave propagation in microstrip antennas
- Characteristics of microstrip devices and measurement of its parameters.
- Model an optical communication system and study its characteristics.
- Simulate the digital communication concepts and compute and display various parameters along with plots/figures.

Laboratory Experiments

PART-A: Following Experiments No. 1 to 4 has to be performed using discrete components.

1. Time Division Multiplexing and Demultiplexing of two bandlimited signals.
2. ASK generation and detection
3. FSK generation and detection
4. PSK generation and detection
5. Measurement of frequency, guide wavelength, power, VSWR and attenuation in microwave test bench.
6. Measurement of directivity and gain of microstrip dipole and Yagi antennas.
7. Determination of
    a. Coupling and isolation characteristics of microstrip directional coupler.
    b. Resonance characteristics of microstrip ring resonator and computation of dielectric constant of the substrate.
    c. Power division and isolation of microstrip power divider.
8. Measurement of propagation loss, bending loss and numerical aperture of an optical fiber.

PART-B: Simulation Experiments using SCILAB/MATLAB/Simulink or LabView

1. Simulate NRZ, RZ, half-sinusoid and raised cosine pulses and generate eye diagram for binary polar signaling.
2. Simulate the Pulse code modulation and demodulation system and display the waveforms.
3. Simulate the QPSK transmitter and receiver. Plot the signals and its constellation diagram.
4. Test the performance of a binary differential phase shift keying system by simulating the non-coherent detection of binary DPSK.

Course outcomes: On the completion of this laboratory course, the students will be able to:

- Determine the characteristics and response of microwave devices and optical waveguide.
- Determine the characteristics of microstrip antennas and devices and compute the parameters associated with it.
- Simulate the digital modulation schemes with the display of waveforms and computation of performance parameters.
- Design and test the digital modulation circuits/systems and display the waveforms.

Conduct of Practical Examination:

- All laboratory experiments are to be considered for practical examination.
- For examination one question from **PART-A** and one question from **PART-B or** only one question from **PART-B** experiments based on the complexity, to be set.
- Students are allowed to pick one experiment from the lot.
- Strictly follow the instructions as printed on the cover page of answer script for breakup of marks.
- Change of experiment is allowed only once and Marks allotted to the procedure part to be made zero.

VLSI LAB

B.E., VII Semester, Electronics & Communication Engineering

[As per Choice Based Credit System (CBCS) Scheme]

Course Code	**17ECL77**	**CIE Marks**	**40**
Number of Lecture Hours/Week	**01Hr Tutorial (Instructions) + 02 Hours Laboratory = 03**	**SEE Marks**	**60**
RBT Levels	**L1, L2, L3**	**Exam Hours**	**03**

CREDITS – 02

Course objectives: This course will enable students to:

- Explore the CAD tool and understand the flow of the Full Custom IC design cycle.
- Learn DRC, LVS and Parasitic Extraction of the various designs.
- Design and simulate the various basic CMOS analog circuits and use them in higher circuits like data converters using design abstraction concepts.
- Design and simulate the various basic CMOS digital circuits and use them in higher circuits like adders and shift registers using design abstraction concepts.

Experiments can be conducted using any of the following or equivalent design tools: Cadence/Synopsis/Mentor Graphics/Microwind

Laboratory Experiments

PART - A

ASIC-DIGITAL DESIGN

1. Write Verilog Code for the following circuits and their Test Bench for verification, observe the waveform and synthesize the code with technological library with given constraints*. Do the initial timing verification with gate level simulation.
   i. An inverter
   ii. A Buffer
   iii. Transmission Gate
   iv. Basic/universal gates
   v. Flip flop -RS, D, JK, MS, T
   vi. Serial & Parallel adder
   vii. 4-bit counter [Synchronous and Asynchronous counter]
   viii. Successive approximation register [SAR]

PART - B
ANALOG DESIGN

1. Design an Inverter with given specifications**, completing the design flow mentioned below:
   a. Draw the schematic and verify the following
      i) DC Analysis
      ii) Transient Analysis
   b. Draw the Layout and verify the DRC, ERC
   c. Check for LVS
   d. Extract RC and back annotate the same and verify the Design
   e. Verify & Optimize for Time, Power and Area to the given constraint*

2. Design the (i) Common source and Common Drain amplifier and (ii) A Single Stage differential amplifier, with given specifications**, completing the design flow mentioned below:
   a. Draw the schematic and verify the following
      i) DC Analysis
      ii) AC Analysis
      iii) Transient Analysis
   b. Draw the Layout and verify the DRC, ERC
   c. Check for LVS
   d. Extract RC and back annotate the same and verify the Design.

3. Design an op-amp with given specification** using given differential amplifier Common source and Common Drain amplifier in library*** and completing the design flow mentioned below:
   a. Draw the schematic and verify the following
      i) DC Analysis
      ii). AC Analysis
      iii) Transient Analysis
   b. Draw the Layout and verify the DRC, ERC
   c. Check for LVS
   d. Extract RC and back annotate the same and verify the Design.

4. Design a 4 bit R-2R based DAC for the given specification and completing the design flow mentioned using given op-amp in the library***.
   a. Draw the schematic and verify the following
      i) DC Analysis
      ii) AC Analysis
      iii) Transient Analysis
   b. Draw the Layout and verify the DRC, ERC

5. For the SAR based ADC mentioned in the figure below draw the mixed signal schematic and verify the functionality by completing ASIC Design FLOW.
[Specifications to GDS-II]

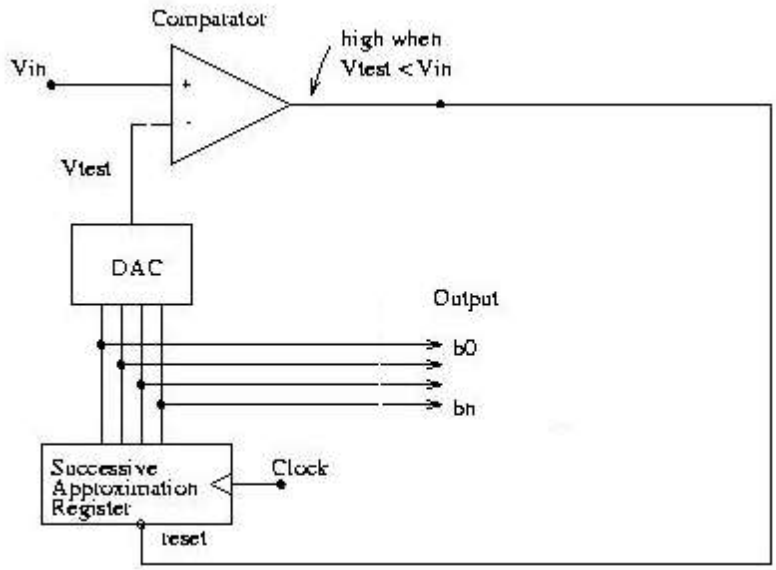

* An appropriate constraint should be given.

** Appropriate specification should be given.

*** Applicable Library should be added & information should be given to the Designer.

Course outcomes: On the completion of this laboratory course, the students will be able to:

- Write test bench to simulate various digital circuits.
- Interpret concepts of DC Analysis, AC Analysis and Transient Analysis in analog circuits.
- Design and simulate basic CMOS circuits like inverter, common source amplifier and differential amplifiers.
- Use basic amplifiers and further design higher level circuits like operational amplifier and analog/digital converters to meet desired parameters.
- Use transistors to design gates and further using gates realize shift registers and adders to meet desired parameters.

Conduct of Practical Examination:

- All laboratory experiments are to be included for practical examination.
- For examination, one question from **PART-A** and one question from **PART-B** to be set.
- Students are allowed to pick one experiment from the lot.
- Change of experiment is allowed only once and Marks allotted to the procedure part to be made zero.

B.E E&C EIGTH SEMESTER SYLLABUS

WIRELESS CELLULAR and LTE 4G BROADBAND

B.E., VIII Semester, Electronics &Communication Engineering/ Telecommunication Engineering

[As per Choice Based Credit System (CBCS) Scheme]

Course Code	**17EC81**	**CIE Marks**	**40**
Number of Lecture	**04**	**SEE Marks**	**60**
Total Number	**50 (10 Hours / Module)**	**Exam Hours**	**03**

CREDITS – 04

Course Objectives: This course will enable students to:

- Understand the basics of LTE standardization phases and specifications.
- Explain the system architecture of LTE and E-UTRAN, the layer of LTE, based on the use of OFDMA and SC-FDMA principles.
- Analyze the role of LTE radio interface protocols to set up, reconfigure and release the Radio Bearer, for transferring the EPS bearer.
- Analyze the main factors affecting LTE performance including mobile speed and transmission bandwidth.

Module – 1

Key Enablers for LTE features: OFDM, Single carrier FDMA, Single carrier FDE, Channel Dependent Multiuser Resource Scheduling, Multi antenna Techniques, IP based Flat network Architecture, LTE Network Architecture. (Sec 1.4- 1.5 of Text).

Wireless Fundamentals: Cellular concept, Broadband wireless channel (BWC), Fading in BWC, Modeling BWC – Empirical and Statistical models, Mitigation of Narrow band and Broadband Fading (Sec 2.2 – 2.7of Text). **L1, L2**

Module – 2

Multicarrier Modulation: OFDM basics, OFDM in LTE, Timing and Frequency Synchronization, PAR, SC-FDE (Sec 3.2 – 3.6 of Text).

OFDMA and SC-FDMA:OFDM with FDMA,TDMA,CDMA, OFDMA, SC-FDMA, OFDMA and SC-FDMA in LTE (Sec 4.1 – 4.3, 4.5 of Text).

Multiple Antenna Transmission and Reception: Spatial Diversity overview, Receive Diversity, Transmit Diversity, Interference cancellation and signal enhancement, Spatial Multiplexing, Choice between Diversity, Interference suppression and Spatial Multiplexing (Sec 5.1 – 5.6 of Text). **L1, L2**

Module – 3

Overview and Channel Structure of LTE: Introduction to LTE, Channel Structure of LTE, Downlink OFDMA Radio Resource, Uplink SC-FDMA Radio Resource(Sec 6.1 – 6.4 of Text).

Downlink Transport Channel Processing: Overview, Downlink shared

channels, Downlink Control Channels, Broadcast channels, Multicast channels, Downlink physical channels, H-ARQ on Downlink(Sec 7.1 – 7.7 of Text). **L1, L2**

Module – 4

Uplink Channel Transport Processing: Overview, Uplink shared channels, Uplink Control Information, Uplink Reference signals, Random Access Channels, H-ARQ on uplink (Sec 8.1 – 8.6 of Text).

Physical Layer Procedures: Hybrid – ARQ procedures, Channel Quality Indicator CQI feedback, Precoder for closed loop MIMO Operations, Uplink channel sounding, Buffer status Reporting in uplink, Scheduling and Resource Allocation, Cell Search, Random Access Procedures, Power Control in uplink(Sec 9.1- 9.6, 9.8, 9.9, 9.10 Text). **L1, L2**

Module – 5

Radio Resource Management and Mobility Management:
PDCP overview, MAC/RLC overview, RRC overview, Mobility Management, Inter-cell Interference Coordination (Sec 10.1 – 10.5 of Text). **L1, L2**

Course Outcomes: At the end of the course, students will be able to:

- Understand the system architecture and the functional standard specified in LTE 4G.
- Analyze the role of LTE radio interface protocols and EPS Data convergence protocols to set up, reconfigure and release data and voice from users.
- Demonstrate the UTRAN and EPS handling processes from set up to release including mobility management for a variety of data call scenarios.
- Test and Evaluate the Performance of resource management and packet data processing and transport algorithms.

Text Book:

Arunabha Ghosh, Jan Zhang, Jefferey Andrews, Riaz Mohammed, 'Fundamentals of LTE', Prentice Hall, Communications Engg. and Emerging Technologies.

Reference Books:

1. LTE for UMTS Evolution to LTE-Advanced' Harri Holma and Antti Toskala, Second Edition - 2011, John Wiley & Sons, Ltd. Print ISBN: 9780470660003.
2. 'EVOLVED PACKET SYSTEM (EPS) ; THE LTE AND SAE EVOLUTION OF 3G UMTS' by Pierre Lescuyer and Thierry Lucidarme, 2008, John Wiley & Sons, Ltd. Print ISBN:978-0-470-05976-0.
3. 'LTE – The UMTS Long Term Evolution ; From Theory to Practice' by Stefania Sesia, Issam Toufik, and Matthew Baker, 2009 John Wiley & Sons Ltd, ISBN 978-0-470-69716-0.

FIBER OPTICS and NETWORKS

B.E., VIII Semester, Electronics &Communication Engineering

[As per Choice Based Credit System (CBCS) Scheme]

Course Code	**17EC82**	**CIE Marks**	**40**
Number of Lecture Hours/Week	**4**	**SEE Marks**	**60**
Total Number of Lecture Hours	**50(10 Hours / Module)**	**Exam Hours**	**03**

CREDITS – 04

Course Objectives: This course will enable students to:

- Learn the basic principle of optical fiber communication with different modes of light propagation.
- Understand the transmission characteristics and losses in optical fiber.
- Study of optical components and its applications in optical communication networks.
- Learn the network standards in optical fiber and understand the network architectures along with its functionalities.

Module -1

Optical fiber Communications: Historical development, The general system, Advantages of optical fiber communication, Optical fiber waveguides: Ray theory transmission, Modes in planar guide, Phase and group velocity, Cylindrical fiber: Modes, Step index fibers, Graded index fibers, Single mode fibers, Cutoff wavelength, Mode field diameter, effective refractive index. Fiber Materials, Photonic crystal fibers. (Text 2) **L1, L2**

Module -2

Transmission characteristics of optical fiber: Attenuation, Material absorption losses, Linear scattering losses, Nonlinear scattering losses, Fiber bend loss, Dispersion, Chromatic dispersion, Intermodal dispersion: Multimode step index fiber.

Optical Fiber Connectors: Fiber alignment and joint loss, Fiber splices, Fiber connectors, Fiber couplers. (Text 2) **L1, L2**

Module -3

Optical sources: Energy Bands, Direct and Indirect Bandgaps, Light Emitting diodes: LED Structures, Light Source Materials, Quantum Efficiency and LED Power, Modulation. Laser Diodes: Modes and Threshold conditions, Rate equation, External Quantum Efficiency, Resonant frequencies, Laser Diode structures and Radiation Patterns: Single mode lasers.

Photodetectors: Physical principles of Photodiodes, Photodetector noise, Detector response time.

Optical Receiver: Optical Receiver Operation: Error sources, Front End Amplifiers, Receiver sensitivity, Quantum Limit. (Text 1) **L1, L2**

Module -4

WDM Concepts and Components: Overview of WDM: Operational Principles of WDM, WDM standards, Mach-Zehnder Interferometer Multiplexers, Isolators and Circulators, Fiber grating filters, Dielectric Thin-Film Filters, Diffraction Gratings, Active Optical Components, Tunable light sources,

Optical amplifiers: Basic application and Types, Semiconductor optical amplifiers, Erbium Doped Fiber Amplifiers, Raman Amplifiers, Wideband Optical Amplifiers. (Text 1) **L1, L2**

Module -5

Optical Networks: Optical network evolution and concepts: Optical networking terminology, Optical network node and switching elements, Wavelength division multiplexed networks, Public telecommunication network overview. Optical network transmission modes, layers and protocols: Synchronous networks, Asynchronous transfer mode, OSI reference model, Optical transport network, Internet protocol, Wavelength routing networks: Routing and wavelength assignment, Optical switching networks: Optical circuit switched networks, packet switched networks, Multiprotocol Label Switching, Optical burst switching networks, Optical network deployment: Long-haul networks, Metropoliton area networks, Access networks, Local area networks. (Text 2) **L1, L2**

Course Outcomes: At the end of the course, students will be able to:

1. Classification and working of optical fiber with different modes of signal propagation.
2. Describe the transmission characteristics and losses in optical fiber communication.
3. Describe the construction and working principle of optical connectors, multiplexers and amplifiers.
4. Describe the constructional features and the characteristics of optical sources and detectors.
5. Illustrate the networking aspects of optical fiber and describe various standards associated with it.

Text Books:

1. Gerd Keiser , Optical Fiber Communication, 5th Edition, McGraw Hill Education(India) Private Limited, 2015. ISBN:1-25-900687-5.
2. John M Senior, Optical Fiber Communications, Principles and Practice, 3rd Edition, Pearson Education, 2010, ISBN:978-81-317-3266-3

Reference Book:

Joseph C Palais, Fiber Optic Communication , Pearson Education, 2005, ISBN:0130085103

MICRO ELECTRO MECHANICAL SYSTEMS

B.E., VIII Semester, Electronics & Communication Engineering/ Telecommunication Engineering

[As per Choice Based Credit System (CBCS) Scheme]

Course Code	**17EC831**	**CIE Marks**	**40**
Number of Lecture Hours/Week	**03**	**SEE Marks**	**60**
Total Number of Lecture Hours	**40 (8 Hours per Module)**	**Exam Hours**	**03**

CREDITS – 03

Course Objectives: This course will enable students to:

- Understand overview of microsystems, their fabrication and application areas.
- Working principles of several MEMS devices.
- Develop mathematical and analytical models of MEMS devices.
- Know methods to fabricate MEMS devices.
- Various application areas where MEMS devices can be used.

Module 1

Overview of MEMS and Microsystems: MEMS and Microsystem, Typical MEMS and Microsystems Products, Evolution of Microfabrication, Microsystems and Microelectronics, Multidisciplinary Nature of Microsystems, Miniaturization. Applications and Markets. **L1, L2**

Module 2

Working Principles of Microsystems: Introduction, Microsensors, Microactuation, MEMS with Microactuators, Microaccelerometers, Microfluidics.

Engineering Science for Microsystems Design and Fabrication: Introduction, Molecular Theory of Matter and Inter-molecular Forces, Plasma Physics, Electrochemistry. **L1, L2**

Module 3

Engineering Mechanics for Microsystems Design: Introduction, Static Bending of Thin Plates, Mechanical Vibration, Thermomechanics, Fracture Mechanics, Thin Film Mechanics, Overview on Finite Element Stress Analysis. **L1, L2, L3**

Module 4

Scaling Laws in Miniaturization: Introduction, Scaling in Geometry, Scaling in Rigid-Body Dynamics, Scaling in Electrostatic Forces, Scaling in Fluid Mechanics, Scaling in Heat Transfer. **L1, L2, L3**

Module 5

Overview of Micromanufacturing: Introduction, Bulk Micromanufacturing, Surface Micromachining, The LIGA Process, Summary on Micromanufacturing. **L1, L2**

Course Outcomes: After studying this course, students will be able to:

- Appreciate the technologies related to Micro Electro Mechanical Systems.
- Understand design and fabrication processes involved with MEMS devices.
- Analyse the MEMS devices and develop suitable mathematical models
- Know various application areas for MEMS device

Text Book:

Tai-Ran Hsu, MEMS and Micro systems: Design, Manufacture and Nanoscale Engineering, 2nd Ed, Wiley.

Reference Books:

1. Hans H. Gatzen, Volker Saile, JurgLeuthold, Micro and Nano Fabrication: Tools and Processes, Springer, 2015.
2. Dilip Kumar Bhattacharya, Brajesh Kumar Kaushik, Microelectromechanical Systems (MEMS), Cenage Learning.

SPEECH PROCESSING

B.E., VIII Semester, Electronics & Communication Engineering/ Telecommunication Engineering

[As per Choice Based Credit System (CBCS) Scheme]

Course Code	**17EC832**	**CIE Marks**	**40**
Number of Lecture Hours/Week	**03**	**SEE Marks**	**60**
Total Number of Lecture Hours	**40 (8 Hours / Module)**	**Exam Hours**	**03**

CREDITS – 03

Course Objectives: This course enables students to:

- Introduce the models for speech production
- Develop time and frequency domain techniques for estimating speech parameters
- Introduce a predictive technique for speech compression
- Provide fundamental knowledge required to understand and analyse speech recognition, synthesis and speaker identification systems.

Module-1

Fundamentals of Human Speech Production: The Process of Speech Production, Short-Time Fourier Representation of Speech, The Acoustic Theory of Speech Production, Lossless Tube Models of the Vocal Tract, Digital Models for Sampled Speech Signals. **L1, L2**

Module-2

Time-Domain Methods for Speech Processing: Introduction to Short-Time Analysis of Speech, Short-Time Energy and Short-Time Magnitude, Short-Time Zero-Crossing Rate, The Short-Time Autocorrelation Function, The Modified Short-Time Autocorrelation Function, The Short-Time Average Magnitude Difference Function. **L1, L2**

Module-3

Frequency Domain Representations: Discrete-Time Fourier Analysis, Short-Time Fourier Analysis, Spectrographic Displays, Overlap Addition(OLA),Method of Synthesis, Filter Bank Summation(FBS) Method of Synthesis, Time-Decimated Filter Banks, Two-Channel Filter Banks, Implementation of the FBS Method Using the FFT, OLA Revisited, Modifications of the STFT. **L1, L2**

Module-4

The Cepstrum and Homomorphic Speech Processing: Homomorphic Systems for Convolution, Homomorphic Analysis of the Speech Model, Computing the Short-Time Cepstrum and Complex Cepstrum of Speech, Homomorphic Filtering of Natural Speech, Cepstrum Analysis of All-Pole Models, Cepstrum Distance Measures. **L1, L2, L3**

Module-5

Linear Predictive Analysis of Speech Signals: Basic Principles of Linear Predictive Analysis, Computation of the Gain for the Model, Frequency Domain Interpretations of Linear Predictive Analysis, Solution of the LPC Equations, The Prediction Error Signal, Some Properties of the LPC Polynomial A(z), Relation of Linear Predictive Analysis to

Lossless Tube Models, Alternative Representations of the LP Parameters. **L1, L2, L3**

Course outcomes: Upon completion of the course, students will be able to:

- Model speech production system and describe the fundamentals of speech.
- Extract and compare different speech parameters.
- Choose an appropriate speech model for a given application.
- Analyse speech recognition, synthesis and speaker identification systems

Text Book:

Theory and Applications of Digital Speech Processing-Rabiner and Schafer, Pearson Education 2011

Reference Books:

1. **Fundamentals of Speech Recognition-** Lawrence Rabiner and Biing-Hwang Juang, Pearson Education, 2003.

2. **Speech and Language Processing–An Introduction to Natural Language Processing, Computational Linguistics, and Speech Recognition-** Daniel Jurafsky and James H Martin, Pearson Prentice Hall 2009.

RADAR ENGINEERING

B.E., VIII Semester, Electronics & Communication Engineering/ Telecommunication Engineering

[As per Choice Based Credit System (CBCS) Scheme]

Course Code	**17EC833**	**CIE Marks**	**40**
Number of Lecture Hours/Week	**03**	**SEE Marks**	**60**
Total Number of Lecture Hours	**40 (8 Hours / Module)**	**Exam Hours**	**03**

CREDITS – 03

Course objectives: This course will enable students to:

- Understand the Radar fundamentals and analyze the radar signals.
- Understand various technologies involved in the design of radar transmitters and receivers.
- Learn various radars like MTI, Doppler and tracking radars and their comparison

Module-1

Basics of Radar: Introduction, Maximum Unambiguous Range, Radar Waveforms, Definitions with respect to pulse waveform - PRF, PRI, Duty Cycle, Peak Transmitter Power, Average transmitter Power.

Simple form of the Radar Equation, Radar Block Diagram and Operation, Radar Frequencies, Applications of Radar, The Origins of Radar, Illustrative Problems. (Chapter 1 of Text) **L1, L2, L3**

Module-2

The Radar Equation: Prediction of Range Performance, Detection of signal in Noise, Minimum Detectable Signal, Receiver Noise, SNR, Modified Radar Range Equation, Envelope Detector — False Alarm Time and Probability, Probability of Detection,

Radar Cross Section of Targets: simple targets – sphere, cone-sphere, Transmitter Power, PRF and Range Ambiguities, System Losses (qualitative treatment), Illustrative Problems. (Chapter 2 of Text, Except 2.4, 2.6, 2.8 & 2.11) **L1, L2, L3**

Module-3

MTI and Pulse Doppler Radar: Introduction, Principle, Doppler Frequency Shift, Simple CW Radar, Sweep to Sweep subtraction and Delay Line Canceler, MTI Radar with – Power Amplifier Transmitter, Delay Line Cancelers — Frequency Response of Single Delay- Line Canceler, Blind Speeds, Clutter Attenuation, MTI Improvement Factor, N- Pulse Delay-Line Canceler,

Digital MTI Processing – Blind phases, I and Q Channels, Digital MTI Doppler signal processor, Moving Target Detector- Original MTD. (Chapter 3: 3.1, 3.2, 3.5, 3.6 of Text) **L1, L2, L3**

Module-4

Tracking Radar:

Tracking with Radar- Types of Tracking Radar Systems, Monopulse Tracking- Amplitude Comparison Monopulse (one-and two-coordinates), Phase Comparison Monopulse.

Sequential Lobing, Conical Scan Tracking, Block Diagram of Conical Scan Tracking Radar, Tracking in Range, Comparison of Trackers. (Chapter 4: 4.1, 4.2, 4.3 of Text) **L1, L2, L3**

Module-5

The Radar Antenna: Functions of The Radar Antenna, Antenna Parameters, Reflector Antennas and Electronically Steered Phased array Antennas**.** (Chapter 9: 9.1, 9.2 9.4,

9.5 of Text)
Radar Receiver: The Radar Receiver, Receiver Noise Figure, Super Heterodyne Receiver, Duplexers and Receivers Protectors, Radar Displays. (Chapter 11 of Text)
L1, L2, L3

Course outcomes: At the end of the course, students will be able to:

- Understand the radar fundamentals and radar signals.
- Explain the working principle of pulse Doppler radars, their applications and limitations
- Describe the working of various radar transmitters and receivers.
- Analyze the range parameters of pulse radar system which affect the system performance

Text Book:

Introduction to Radar Systems- Merrill I Skolink, 3e, TMH, 2001.

Reference Books:

1. Radar Principles, Technology, Applications — Byron Edde, Pearson Education, 2004.
2. Radar Principles – Peebles. Jr, P.Z. Wiley. New York, 1998.
3. Principles of Modem Radar: Basic Principles – Mark A. Rkhards, James A. Scheer, William A. HoIm. Yesdee, 2013

MACHINE LEARNING

B.E., VIII Semester, Electronics & Communication Engineering/ Telecommunication Engineering

[As per Choice Based Credit System (CBCS) Scheme]

Course Code	**17EC834**	**CIE Marks**	**40**
Number of Lecture Hours/Week	**03**	**SEE Marks**	**60**
Total Number of Lecture Hours	**40 (8 Hours / Module)**	**Exam Hours**	**03**

CREDITS – 03

Course Objectives: This course will enable students to:

- Introduce some concepts and techniques that are core to Machine Learning.
- Understand learning and decision trees.
- Acquire knowledge of neural networks, Bayesian techniques and instant based learning.
- Understand analytical learning and reinforced learning.

Module-1

Learning: Designing Learning systems, Perspectives and Issues, Concept Learning, Version Spaces and Candidate Elimination Algorithm, Inductive bias. **L1, L2**

Module-2

Decision Tree and ANN: Decision Tree Representation, Hypothesis Space Search, Inductive bias in decision tree, issues in Decision tree. Neural Network Representation, Perceptrons, Multilayer Networks and Back Propagation Algorithms. **L1, L2**

Module-3

Bayesian and Computational Learning: Bayes Theorem, Bayes Theorem Concept Learning, Maximum Likelihood, Minimum Description Length Principle, Bayes Optimal Classifier, Gibbs Algorithm, Naïve Bayes Classifier. **L1, L2**

Module-4

Instant Based Learning and Learning set of rules: K- Nearest Neighbour Learning, Locally Weighted Regression, Radial Basis Functions, Case-Based Reasoning.
Sequential Covering Algorithms, Learning Rule Sets, Learning First Order Rules, Learning Sets of First Order Rules. **L1, L2**

Module-5

Analytical Learning and Reinforced Learning: Perfect Domain Theories, Explanation Based Learning, Inductive-Analytical Approaches, FOCL Algorithm, Reinforcement Learning. **L1, L2**

Course outcomes: At the end of the course, students should be able to:

- Understand the core concepts of Machine learning.
- Appreciate the underlying mathematical relationships within and across Machine Learning algorithms.
- Explain paradigms of supervised and un-supervised learning.
- Recognize a real world problem and apply the learned techniques of Machine Learning to solve the problem.

Text Book:

Machine Learning-Tom M. Mitchell, McGraw-Hill Education, (Indian Edition), 2013.

Reference Books:

1. **Introduction to Machine Learning-** Ethem Alpaydin, 2nd Ed., PHI Learning Pvt. Ltd., 2013.
2. **The Elements of Statistical Learning-**T. Hastie, R. Tibshirani, J. H. Friedman, Springer; 1st edition, 2001.

NETWORK AND CYBER SECURITY

B.E., VIII Semester, Electronics & Communication Engineering

[As per Choice Based credit System (CBCS) Scheme]

Course Code	**17EC835**	**CIE Marks**	**40**
Number of Lecture Hours/Week	**03**	**SEE Marks**	**60**
Total Number of Lecture Hours	**40 (8 Hours per Module)**	**Exam Hours**	**03**

CREDITS – 03

Course Objectives: This course will enable students to:

- Know about security concerns in Email and Internet Protocol.
- Understand cyber security concepts.
- List the problems that can arise in cyber security.
- Discuss the various cyber security frame work.

Module-1

Transport Level Security: Web Security Considerations, Secure Sockets Layer, Transport Layer Security, HTTPS, Secure Shell (SSH) (Text 1: Chapter 15). **L1, L2**

Module-2

E-mail Security: Pretty Good Privacy, S/MIME, Domain keys identified mail (Text 1: Chapter 17). **L1, L2**

Module-3

IP Security: IP Security Overview, IP Security Policy, Encapsulation Security Payload (ESP), Combining security Associations Internet Key Exchange. Cryptographic Suites(Text 1: Chapter 18.) **L1, L2**

Module-4

Cyber network security concepts: Security Architecture, antipattern: signature based malware detection versus polymorphic threads, document driven certification and accreditation, policy driven security certifications. Refactored solution: reputational, behavioural and entropy based malware detection.

The problems: cyber antipatterns concept, forces in cyber antipatterns, cyber anti pattern templates, cyber security antipattern catalog (Text-2: Chapter1 & 2). **L1, L2, L3**

Module-5

Cyber network security concepts contd. :

Enterprise security using Zachman framework

Zachman framework for enterprise architecture, primitive models versus composite models, architectural problem solving patterns, enterprise workshop, matrix mining, mini patterns for problem solving meetings.

Case study: cyber security hands on – managing administrations and root accounts, installing hardware, reimaging OS, installing system protection/ antimalware, configuring firewalls (Text-2: Chapter 3 & 4). **L1, L2, L3**

Course Outcomes: After studying this course, students will be able to:

- Explain network security protocols
- Understand the basic concepts of cyber security
- Discuss the cyber security problems
- Explain Enterprise Security Framework
- Apply concept of cyber security framework in computer system administration

Text Books:

1. William Stallings, "Cryptography and Network Security Principles and Practice", Pearson Education Inc., 6th Edition, 2014, ISBN: 978-93-325-1877-3.

2. Thomas J. Mowbray, "Cyber Security – Managing Systems, Conducting Testing, and Investigating Intrusions", Wiley.

Reference Books:

1. Cryptography and Network Security, Behrouz A. Forouzan, TMH, 2007.
2. Cryptography and Network Security, Atul Kahate, TMH, 2003.

VISVESVARAYA TECHNOLOGICAL UNIVERSITY, BELAGAVI
Scheme of Teaching and Examination 2017-2018
Choice Based Credit System (CBCS)

B.E: Computer Science and Engineering

III SEMESTER

Sl. No	Course Code	Title	Teaching Department	Teaching Hours /Week		Examination				Credits
				Theory	Practical/ Drawing	Duration in hours	SEE Marks	CIE Marks	Total Marks	
1	17MAT31	Engineering Mathematics - III	Maths	04		03	60	40	100	4
2	17CS32	Analog and Digital Electronics	CS/IS	04		03	60	40	100	4
3	17CS33	Data Structures and Applications	CS/IS	04		03	60	40	100	4
4	17CS34	Computer Organization	CS/IS	04		03	60	40	100	4
5	17CS35	Unix and Shell Programming	CS/IS	03		03	60	40	100	3
6	17CS36	Discrete Mathematical Structures	CS/IS	04		03	60	40	100	4
7	17CSL37	Analog and Digital Electronics Laboratory	CS/IS	01-Hour Instruction 02-Hour Practical		03	60	40	100	2
8	17CSL38	Data Structures Laboratory	CS/IS	01-Hour Instruction 02-Hour Practical		03	60	40	100	2
9	17KL/CPH39/49	Kannada/Constitution of India, Professional Ethics and Human Rights	Humanities	01		01	30	20	50	01
TOTAL				**Theory: 24hours Practical: 06 hours**		**25**	**510**	**340**	**850**	**28**

1.Kannada/Constitution of India, Professional Ethics and Human Rights: 50 % of the programs of the Institution have to teach Kannada/Constitution of India, Professional Ethics and Human Rights in cycle based concept during III and IV semesters.

2. Audit Course:
(i) *All lateral entry students (except B.Sc candidates) have to register for Additional Mathematics – I, which is 03 contact hours per week.

1	17MATDIP31	Additional Mathematics –I	Maths	03		03	60	--	60	--

(ii) Language English (Audit Course) be compulsorily studied by all lateral entry students (except B.Sc candidates)

VISVESVARAYA TECHNOLOGICAL UNIVERSITY, BELAGAVI
Scheme of Teaching and Examination 2017-2018
Choice Based Credit System (CBCS)

B.E: Computer Science and Engineering

IV SEMESTER

Sl. No	Course Code	Title	Teaching Department	Teaching Hours /Week		Examination				Credits
				Theory	Practical/ Drawing	Duration in hours	SEE Marks	CIE Marks	Total Marks	
1	17MAT41	Engineering Mathematics - IV	Maths	04		03	60	40	100	4
2	17CS42	Object Oriented Concepts	CS/IS	03		03	60	40	100	3
3	17CS43	Design and Analysis of Algorithms	CS/IS	04		03	60	40	100	4
4	17CS44	Microprocessors and Microcontrollers	CS/IS	04		03	60	40	100	4
5	17CS45	Software Engineering	CS/IS	04		03	60	40	100	4
6	17CS46	Data Communication	CS/IS	04		03	60	40	100	4
7	17CSL47	Design and Analysis of Algorithm Laboratory	CS/IS	01-Hour Instruction 02-Hour Practical		03	60	40	100	2
8	17CSL48	Microprocessors Laboratory	CS/IS	01-Hour Instruction 02-Hour Practical		03	60	40	100	2
9	17KL/CPH39/49	Kannada/Constitution of India, Professional Ethics and Human Rights	Humanities	01		01	30	20	50	01
			TOTAL	**Theory: 24hours Practical: 06 hours**		**25**	**510**	**340**	**850**	**28**

1. Kannada/Constitution of India, Professional Ethics and Human Rights: 50 % of the programs of the Institution have to teach Kannada/Constitution of India, Professional Ethics and Human Rights in cycle based concept during III and IV semesters.

2.Audit Course:
(i) *All lateral entry students (except B.Sc candidates) have to register for Additional Mathematics – II, which is 03 contact hours per week.

1	17MATDIP41	Additional Mathematics –II	Maths	03		03	60	--	60	--

(ii) Language English (Audit Course) be compulsorily studied by all lateral entry students (except B.Sc candidates)

VISVESVARAYA TECHNOLOGICAL UNIVERSITY, BELAGAVI
Scheme of Teaching and Examination 2017-2018
Choice Based Credit System (CBCS)

B.E: Computer Science and Engineering

V SEMESTER

Sl. No	Course Code	Title	Teaching Department	Teaching Hours /Week		Examination				Credits
				Theory	Practical/ Drawing	Duration in hours	SEE Marks	CIE Marks	Total Marks	
1	17CS51	Management and Entrepreneurship for IT Industry	CS/IS	04		03	60	40	100	4
2	17CS52	Computer Networks	CS/IS	04		03	60	40	100	4
3	17CS53	Database Management System	CS/IS	04		03	60	40	100	4
4	17CS54	Automata theory and Computability	CS/IS	04		03	60	40	100	4
5	17CS55x	Professional Elective-1	CS/IS	03		03	60	40	100	3
6	17CS56x	Open Elective-1	CS/IS	03		03	60	40	100	3
7	17CSL57	Computer Network Laboratory	CS/IS	01-Hour Instruction 02-Hour Practical		03	60	40	100	2
8	17CSL58	DBMS Laboratory with mini project	CS/IS	01-Hour Instruction 02-Hour Practical		03	60	40	100	2
			TOTAL	**Theory: 22hours Practical: 06 hours**		**24**	**480**	**320**	**800**	**26**

Professional Elective-1			**Open Elective – 1*** (List offered by CSE Board only)**	
17CS551	Object Oriented Modeling and Design		17CS561	Programming in JAVA *(Not for CSE/ISE students)*
17CS552	Introduction to Software Testing		17CS562	Artificial Intelligence
17CS553	Advanced JAVA and J2EE		17CS563	Embedded Systems
17CS554	Advanced Algorithms		17CS564	Dot Net framework for application development;
			17CS565	Cloud Computing *(Not for CSE/ISE students)*

***Students can select any one of the open electives offered by any Department (Please refer to consolidated list of VTU for open electives).
Selection of an open elective is not allowed, if:
· The candidate has no pre – requisite knowledge.
· The candidate has studied similar content course during previous semesters.
· The syllabus content of the selected open elective is similar to that of Departmental core course(s) or to be studied Professional elective(s).
Registration to open electives shall be documented under the guidance of Programme Coordinator and Adviser.

VISVESVARAYA TECHNOLOGICAL UNIVERSITY, BELAGAVI
Scheme of Teaching and Examination 2017-2018
Choice Based Credit System (CBCS)

B.E: Computer Science and Engineering

VI SEMESTER

Sl. No	Course Code	Title	Teaching Department	Teaching Hours /Week		Examination				Credits
				Theory	Practical/ Drawing	Duration in hours	SEE Marks	CIE Marks	Total Marks	
1	17CS61	Cryptography, Network Security and Cyber Law	CS/IS	04		03	60	40	100	4
2	17CS62	Computer Graphics and Visualization	CS/IS	04		03	60	40	100	4
3	17CS63	System Software and Compiler Design	CS/IS	04		03	60	40	100	4
4	17CS64	Operating Systems	CS/IS	04		03	60	40	100	4
5	17CS65x	Professional Elective-2	CS/IS	03		03	60	40	100	3
6	17CS66x	Open Elective-2	CS/IS	03		03	60	40	100	3
7	17CSL67	System Software and Operating System Laboratory	CS/IS	01-Hour Instruction 02-Hour Practical		03	60	40	100	2
8	17CSL68	Computer Graphics Laboratory with mini project	CS/IS	01-Hour Instruction 02-Hour Practical		03	60	40	100	2
			TOTAL	**Theory:22hours Practical: 06 hours**		**24**	**480**	**320**	**800**	**26**

Professional Elective-2			**Open Elective – 2*** (List offered by CSE Board only)**	
17CS651	Data Mining and Data Warehousing		17CS661	Mobile Application Development
17CS652	Software Architecture and Design Patterns		17CS662	Big Data Analytics *(Not for CSE/ISE students)*
17CS653	Operations research		17CS663	Wireless Networks and Mobile computing
17CS654	Distributed Computing system		17CS664	Python Application Programming
			17CS665	Service Oriented Architecture
			17CS666	Multicore Architecture and Programming

***Students can select any one of the open electives offered by any Department (Please refer to consolidated list of VTU for open electives).
Selection of an open elective is not allowed, if:
· The candidate has no pre – requisite knowledge.
· The candidate has studied similar content course during previous semesters.
· The syllabus content of the selected open elective is similar to that of Departmental core course(s) or to be studied Professional elective(s).
Registration to open electives shall be documented under the guidance of Programme Coordinator and Adviser.

VISVESVARAYA TECHNOLOGICAL UNIVERSITY, BELAGAVI
Scheme of Teaching and Examination 2017-2018
Choice Based Credit System (CBCS)

B.E: Computer Science and Engineering

VII SEMESTER

Sl. No	Course Code	Title	Teaching Department	Teaching Hours /Week		Examination				Credits
				Theory	Practical/ Drawing	Duration in hours	SEE Marks	CIE Marks	Total Marks	
1	17CS71	Web Technology and its applications	CS/IS	04		03	60	40	100	4
2	17CS72	Advanced Computer Architectures	CS/IS	04		03	60	40	100	4
3	17CS73	Machine Learning	CS/IS	04		03	60	40	100	4
4	17CS74x	Professional Elective 3	CS/IS	03		03	60	40	100	3
5	17CS75x	Professional Elective 4	CS/IS	03		03	60	40	100	3
6	17CSL76	Machine Learning Laboratory	CS/IS	01-Hour Instruction 02-Hour Practical		03	60	40	100	2
7	17CSL77	Web Technology Laboratory with mini project	CS/IS	01-Hour Instruction 02-Hour Practical		03	60	40	100	2
8	17CSP78	Project Work Phase–I + Project work Seminar	CS/IS		03	--	--	100	100	2
TOTAL				**Theory:18 hours Practical and Project: 09 hours**		**21**	**420**	**380**	**800**	**24**

Professional Elective-3		**Professional Elective-4**	
17CS741	Natural Language Processing	17CS751	Soft and Evolutionary Computing
17CS742	Cloud Computing and its Applications	17CS752	Computer Vision and Robotics
17CS743	Information and Network Security	17CS753	Digital Image Processing
17CS744	Unix System Programming	17CS754	Storage Area Networks

1. **Project Phase – I and Project Seminar:** Comprises of Literature Survey, Problem identification, Objectives and Methodology. CIE marks shall be based on the report covering Literature Survey, Problem identification, Objectives and Methodology and Seminar presentation skill.

VISVESVARAYA TECHNOLOGICAL UNIVERSITY, BELAGAVI
Scheme of Teaching and Examination 2017-2018
Choice Based Credit System (CBCS)

B.E: Computer Science and Engineering

VIII SEMESTER

Sl. No	Course Code	Title	Teaching Department	Teaching Hours /Week		Examination				Credits
				Theory	Practical/ Drawing	Duration in hours	SEE Marks	CIE Marks	Total Marks	
1	17CS81	Internet of Things and Applications	CS/IS	4	-	3	60	40	100	4
2	17CS82	Big Data Analytics	CS/IS	4	-	3	60	40	100	4
3	17CS83X	Professional Elective-5	CS/IS	3	-	3	60	40	100	3
4	17CS84	Internship/ Professional Practice	CS/IS	Industry Oriented		3	50	50	100	2
5	17CSP85	Project Work-II	CS/IS	-	6	3	100	100	200	6
6	17CSS86	Seminar	CS/IS	-	4	-	-	100	100	1
TOTAL				**Theory: 11 hours Project and Seminar: 10 hours**		**15**	**330**	**370**	**700**	**20**

Professional Elective -5	
17CS831	High Performance Computing
17CS832	User Interface Design
17CS833	Network management
17CS834	System Modeling and Simulation

1. Internship/ Professional Practice: 4 Weeks internship to be completed between the (VI and VII semester vacation) and/or (VII and VIII semester vacation) period.

ENGINEERING MATHEMATICS-III
[As per Choice Based Credit System (CBCS) scheme]
(Effective from the academic year 2017 -2018)
SEMESTER – III

Subject Code	**17MAT31**	**IA Marks**	**40**
Number of Lecture Hours/Week	**04**	**Exam Marks**	**60**
Total Number of Lecture Hours	**50**	**Exam Hours**	**03**

CREDITS – 04

Module -1	**Teaching Hours**
Fourier Series: Periodic functions, Dirichlet's condition, Fourier Series of periodic functions with period 2π and with arbitrary period 2c. Fourier series of even and odd functions. Half range Fourier Series, practical harmonic analysis-Illustrative examples from engineering field.	**10Hours**
Module -2	
Fourier Transforms: Infinite Fourier transforms, Fourier sine and cosine transforms. Inverse Fourier transform. **Z-transform:** Difference equations, basic definition, z-transform-definition, Standard z-transforms, Damping rule, Shifting rule, Initial value and final value theorems (without proof) and problems, Inverse z-transform. Applications of z-transforms to solve difference equations.	**10 Hours**
Module – 3	
Statistical Methods: Review of measures of central tendency and dispersion. Correlation-Karl Pearson's coefficient of correlation-problems. Regression analysis- lines of regression (without proof) –problems **Curve Fitting:** Curve fitting by the method of least squares- fitting of the curves of the form, $y = ax + b$, $y = ax^2 + bx + c$ and $y = ae^{bx}$. **Numerical Methods:** Numerical solution of algebraic and transcendental equations by Regula- Falsi Method and Newton-Raphson method.	**10 Hours**
Module-4	
Finite differences: Forward and backward differences, Newton's forward and backward interpolation formulae. Divided differences- Newton's divided difference formula. Lagrange's interpolation formula and inverse interpolation formula (all formulae without proof)-Problems. **Numerical integration:** Simpson's $(1/3)^{th}$ and $(3/8)^{th}$ rules, Weddle's rule (without proof) – Problems.	**10 Hours**
Module-5	
Vector integration: Line integrals-definition and problems, surface and volume integrals-definition, Green's theorem in a plane, Stokes and Gauss-divergence theorem(without proof) and problems. **Calculus of Variations:** Variation of function and Functional, variational problems. Euler's equation, Geodesics, hanging chain, problems.	**10 Hours**
Course outcomes:	

After Studying this course, students will be able to

- Know the use of periodic signals and Fourier series to analyze circuits and system communications.
- Explain the general linear system theory for continuous-time signals and digital signal processing using the Fourier Transform and z-transform.
- Employ appropriate numerical methods to solve algebraic and transcendental equations.
- Apply Green's Theorem, Divergence Theorem and Stokes' theorem in various applications in the field of electro-magnetic and gravitational fields and fluid flow problems.
- Determine the extremals of functionals and solve the simple problems of the calculus of variations.

Question paper pattern:

The question paper will have ten questions.
There will be 2 questions from each module.
Each question will have questions covering all the topics under a module.
The students will have to answer 5 full questions, selecting one full question from each module.

Text Books:

1. B. S. Grewal," Higher Engineering Mathematics", Khanna publishers, 42nd edition, 2013.
2. B.V. Ramana "Higher Engineering Mathematics" Tata McGraw-Hill, 2006.

Reference Books:

1. N. P. Bali and Manish Goyal, "A text book of Engineering mathematics" , Laxmi publications, latest edition.
2. Kreyszig, "Advanced Engineering Mathematics " - 9th edition, Wiley.
3. H. K Dass and Er. Rajnish Verma ,"Higher Engineering Mathematics", S. Chand, 1st ed.

ANALOG AND DIGITAL ELECTRONICS
[As per Choice Based Credit System (CBCS) scheme]
(Effective from the academic year 2017 -2018)
SEMESTER - III

Subject Code	**17CS32**	**IA Marks**	**40**
Number of Lecture Hours/Week	**04**	**Exam Marks**	**60**
Total Number of Lecture Hours	**50**	**Exam Hours**	**03**

CREDITS – 04

Module -1	**Teaching Hours**
Field Effect Transistors: Junction Field Effect Transistors, MOSFETs, Differences between JFETs and MOSFETs, Biasing MOSFETs, FET Applications, CMOS Devices. Wave-Shaping Circuits: Integrated Circuit(IC) Multivibrators. **Introduction to Operational Amplifier**: Ideal v/s practical Opamp, Performance Parameters, **Operational Amplifier Application Circuits**:Peak Detector Circuit, Comparator, Active Filters, Non-Linear Amplifier, Relaxation Oscillator, Current-To-Voltage Converter, Voltage-To-Current Converter. **Text book 1:- Ch5: 5.2, 5.3, 5.5, 5.8, 5.9, 5.1.Ch13: 13.10.Ch 16: 16.3, 16.4. Ch 17: 7.12, 17.14, 17.15, 17.18, 17.19, 17.20, 17.21.)**	**10 Hours**
Module -2	
The Basic Gates: Review of Basic Logic gates, Positive and Negative Logic, Introduction to HDL. **Combinational Logic Circuits:** Sum-of-Products Method, Truth Table to Karnaugh Map, Pairs Quads, and Octets, Karnaugh Simplifications, Don't-care Conditions, Product-of-sums Method, Product-of-sums simplifications, Simplification by Quine-McClusky Method, Hazards and Hazard covers, HDL Implementation Models. **Text book 2:- Ch2: 2.4, 2.5. Ch3: 3.2 to 3.11.**	**10 Hours**
Module – 3	
Data-Processing Circuits: Multiplexers, Demultiplexers, 1-of-16 Decoder, BCD to Decimal Decoders, Seven Segment Decoders, Encoders, Exclusive-OR Gates, Parity Generators and Checkers, Magnitude Comparator, Programmable Array Logic, Programmable Logic Arrays, HDL Implementation of Data Processing Circuits. Arithmetic Building Blocks, Arithmetic Logic Unit **Flip- Flops:** RS Flip-Flops, Gated Flip-Flops, Edge-triggered RS FLIP-FLOP, Edge-triggered D FLIP-FLOPs, Edge-triggered JK FLIP-FLOPs. **Text book 2:- Ch 4:- 4.1 to 4.9, 4.11, 4.12, 4.14.Ch6:-6.7, 6.10.Ch8:- 8.1 to 8.5.**	**10 Hours**
Module-4	
Flip- Flops: FLIP-FLOP Timing, JK Master-slave FLIP-FLOP, Switch Contact Bounce Circuits, Various Representation of FLIP-FLOPs, HDL Implementation of FLIP-FLOP. **Registers:** Types of Registers, Serial In - Serial Out, Serial In - Parallel out, Parallel In - Serial Out, Parallel In - Parallel Out, Universal Shift Register, Applications of Shift Registers, Register implementation in HDL. **Counters:** Asynchronous Counters, Decoding Gates, Synchronous Counters, Changing the Counter Modulus. (**Text book 2:- Ch 8: 8.6, 8.8, 8.9, 8.10, 8.13. Ch 9: 9.1 to 9.8. Ch 10: 10.1 to 10.4)**	**10 Hours**

Module-5

Counters: Decade Counters, Presettable Counters, Counter Design as a Synthesis problem, A Digital Clock, Counter Design using HDL. **D/A Conversion and A/D Conversion:** Variable, Resistor Networks, Binary Ladders, D/A Converters, D/A Accuracy and Resolution, A/D Converter-Simultaneous Conversion, A/D Converter-Counter Method, Continuous A/D Conversion, A/D Techniques, Dual-slope A/D Conversion, A/D Accuracy and Resolution. **Text book 2:- Ch 10: 10.5 to 10.9. Ch 12: 12.1 to 12.10**	**10 Hours**

Course outcomes: After Studying this course, students will be able to

- Explain the operation of JFETs and MOSFETs , Operational Amplifier circuits and their application
- Explain Combinational Logic, Simplification Techniques using Karnaugh Maps, Quine McClusky technique.
- Demonstrate Operation of Decoders, Encoders, Multiplexers, Adders and Subtractors, working of Latches, Flip-Flops, Designing Registers, Counters, A/D and D/A Converters
- Design of Counters, Registers and A/D & D/A converters

Question paper pattern:

The question paper will have ten questions.
There will be 2 questions from each module.
Each question will have questions covering all the topics under a module.
The students will have to answer 5 full questions, selecting one full question from each module.

Text Books:

1. Anil K Maini, Varsha Agarwal: Electronic Devices and Circuits, Wiley, 2012.
2. Donald P Leach, Albert Paul Malvino & Goutam Saha: Digital Principles and Applications, 8th Edition, Tata McGraw Hill, 2015

Reference Books:

1. Stephen Brown, Zvonko Vranesic: Fundamentals of Digital Logic Design with VHDL, 2nd Edition, Tata McGraw Hill, 2005.
2. R D Sudhaker Samuel: Illustrative Approach to Logic Design, Sanguine-Pearson, 2010.
3. M Morris Mano: Digital Logic and Computer Design, 10th Edition, Pearson, 2008.

DATA STRUCTURES AND APPLICATIONS
[As per Choice Based Credit System (CBCS) scheme]
(Effective from the academic year 2017 -2018)
SEMESTER - III

Subject Code	**17CS33**	**IA Marks**	**40**
Number of Lecture Hours/Week	**04**	**Exam Marks**	**60**
Total Number of Lecture Hours	**50**	**Exam Hours**	**03**

CREDITS - 04

Module -1	**Teaching Hours**
Introduction: Data Structures, Classifications (Primitive & Non Primitive), Data structure Operations, Review of Arrays, Structures, Self-Referential Structures, and Unions. Pointers and Dynamic Memory Allocation Functions. Representation of Linear Arrays in Memory, Dynamically allocated arrays, **Array Operations**: Traversing, inserting, deleting, searching, and sorting. Multidimensional Arrays, Polynomials and Sparse Matrices. **Strings:** Basic Terminology, Storing, Operations and Pattern Matching algorithms. Programming Examples. **Text 1: Ch 1: 1.2, Ch2: 2.2 -2.7** **Text 2: Ch 1: 1.1 -1.4, Ch 3: 3.1-3.3,3.5,3.7, Ch 4: 4.1-4.9,4.14** **Ref 3: Ch 1: 1.4**	**10 Hours**
Module -2	
Stacks and Queues **Stacks:** Definition, Stack Operations, Array Representation of Stacks, Stacks using Dynamic Arrays, Stack Applications: Polish notation, Infix to postfix conversion, evaluation of postfix expression, **Recursion** - Factorial, GCD, Fibonacci Sequence, Tower of Hanoi, Ackerman's function. **Queues:** Definition, Array Representation, Queue Operations, Circular Queues, Circular queues using Dynamic arrays, Dequeues, Priority Queues, A Mazing Problem. Multiple Stacks and Queues. Programming Examples. **Text 1: Ch3: 3.1 -3.7** **Text 2: Ch6: 6.1 -6.3, 6.5, 6.7-6.10, 6.12, 6.13**	**10 Hours**
Module – 3	
Linked Lists: Definition, Representation of linked lists in Memory, Memory allocation; Garbage Collection. Linked list operations: Traversing, Searching, Insertion, and Deletion. Doubly Linked lists, Circular linked lists, and header linked lists. Linked Stacks and Queues. Applications of Linked lists – Polynomials, Sparse matrix representation. Programming Examples **Text 1: Ch4: 4.1 -4.8 except 4.6** **Text 2: Ch5: 5.1 – 5.10**	**10 Hours**

Module-4	
Trees: Terminology, Binary Trees, Properties of Binary trees, Array and linked Representation of Binary Trees, Binary Tree Traversals - Inorder, postorder, preorder; Additional Binary tree operations. Threaded binary trees, Binary Search Trees – Definition, Insertion, Deletion, Traversal, Searching, Application of Trees-Evaluation of Expression, Programming Examples **Text 1: Ch5: 5.1 –5.5, 5.7** **Text 2: Ch7: 7.1 – 7.9**	**10 Hours**
Module-5	
Graphs: Definitions, Terminologies, Matrix and Adjacency List Representation Of Graphs, Elementary Graph operations, Traversal methods: Breadth First Search and Depth First Search. **Sorting and Searching**: Insertion Sort, Radix sort, Address Calculation Sort. **Hashing:** Hash Table organizations, Hashing Functions, Static and Dynamic Hashing. **Files and Their Organization*:*** Data Hierarchy, File Attributes, Text Files and Binary Files, Basic File Operations, File Organizations and Indexing **Text 1: Ch6: 6.1 –6.2, Ch 7:7.2, Ch 8:8.1-8.3** **Text 2: Ch8: 8.1 – 8.7, Ch 9:9.1-9.3,9.7,9.9** **Reference 2: Ch 16: 16.1 - 16.7**	**10 Hours**

Course outcomes: After studying this course, students will be able to:

- Explain different types of data structures, operations and algorithms
- Apply searching and sorting operations on files
- Make use of stack, Queue, Lists, Trees and Graphs in problem solving.
- Develop all data structures in a high-level language for problem solving.

Question paper pattern:

The question paper will have ten questions.
There will be 2 questions from each module.
Each question will have questions covering all the topics under a module.
The students will have to answer 5 full questions, selecting one full question from each module.

Text Books:

1. Fundamentals of Data Structures in C - Ellis Horowitz and Sartaj Sahni, 2nd edition, Universities Press,2014
2. Data Structures - Seymour Lipschutz, Schaum's Outlines, Revised 1st edition, McGraw Hill, 2014

Reference Books:

1. Data Structures: A Pseudo-code approach with C –Gilberg & Forouzan, 2nd edition, Cengage Learning,2014
2. Data Structures using C, , Reema Thareja, 3rd edition Oxford press, 2012
3. An Introduction to Data Structures with Applications- Jean-Paul Tremblay & Paul G. Sorenson, 2nd Edition, McGraw Hill, 2013
4. Data Structures using C - A M Tenenbaum, PHI, 1989
5. Data Structures and Program Design in C - Robert Kruse, 2nd edition, PHI, 1996

COMPUTER ORGANIZATION
[As per Choice Based Credit System (CBCS) scheme]
(Effective from the academic year 2017 -2018)
SEMESTER - III

Subject Code	**17CS34**	**IA Marks**	**40**
Number of Lecture Hours/Week	**04**	**Exam Marks**	**60**
Total Number of Lecture Hours	**50**	**Exam Hours**	**03**

CREDITS – 04

Module -1	**Teaching Hours**
Basic Structure of Computers: Basic Operational Concepts, Bus Structures, Performance – Processor Clock, Basic Performance Equation, Clock Rate, Performance Measurement. Machine Instructions and Programs: Memory Location and Addresses, Memory Operations, Instructions and Instruction Sequencing, Addressing Modes, Assembly Language, Basic Input and Output Operations, Stacks and Queues, Subroutines, Additional Instructions, Encoding of Machine Instructions	**10Hours**
Module -2	
Input/Output Organization: Accessing I/O Devices, Interrupts – Interrupt Hardware, Enabling and Disabling Interrupts, Handling Multiple Devices, Controlling Device Requests, Exceptions, Direct Memory Access, Buses Interface Circuits, Standard I/O Interfaces – PCI Bus, SCSI Bus, USB.	**10 Hours**
Module – 3	
Memory System: Basic Concepts, Semiconductor RAM Memories, Read Only Memories, Speed, Size, and Cost, Cache Memories – Mapping Functions, Replacement Algorithms, Performance Considerations, Virtual Memories, Secondary Storage.	**10 Hours**
Module-4	
Arithmetic: Numbers, Arithmetic Operations and Characters, Addition and Subtraction of Signed Numbers, Design of Fast Adders, Multiplication of Positive Numbers, Signed Operand Multiplication, Fast Multiplication, Integer Division, Floating-point Numbers and Operations.	**10 Hours**
Module-5	
Basic Processing Unit: Some Fundamental Concepts, Execution of a Complete Instruction, Multiple Bus Organization, Hard-wired Control, Micro programmed Control. Pipelining, Embedded Systems and Large Computer Systems: Basic Concepts of pipelining, Examples of Embedded Systems, Processor chips for embedded applications, Simple Microcontroller, The structure of General-Purpose Multiprocessors.	**10 Hours**

Course outcomes: After studying this course, students will be able to:

- Explain the basic organization of a computer system.
- Demonstrate functioning of different sub systems, such as processor, Input/output, and memory.
- Illustrate hardwired control and micro programmed control. pipelining, embedded and other computing systems.
- Build simple arithmetic and logical units.

Question paper pattern:

The question paper will have ten questions.
There will be 2 questions from each module.
Each question will have questions covering all the topics under a module.
The students will have to answer 5 full questions, selecting one full question from each module.

Text Books:

1. Carl Hamacher, Zvonko Vranesic, Safwat Zaky: Computer Organization, 5th Edition, Tata McGraw Hill, 2002. (Listed topics only from Chapters 1, 2, 4, 5, 6, 7, 8, 9 and12)

Reference Books:

1. William Stallings: Computer Organization & Architecture, 9th Edition, Pearson, 2015.

UNIX AND SHELL PROGRAMMING
[As per Choice Based Credit System (CBCS) scheme]
(Effective from the academic year 2017 -2018)
SEMESTER – III

Subject Code	**17CS35**	**IA Marks**	**40**
Number of Lecture Hours/Week	**03**	**Exam Marks**	**60**
Total Number of Lecture Hours	**40**	**Exam Hours**	**03**

CREDITS – 03

Module -1	**Teaching Hours**
Introduction, Brief history. Unix Components/Architecture. Features of Unix. The UNIX Environment and UNIX Structure, Posix and Single Unix specification. The login prompt. General features of Unix commands/ command structure. Command arguments and options. Understanding of some basic commands such as echo, printf, ls, who, date, passwd, cal, Combining commands. Meaning of Internal and external commands. The type command: knowing the type of a command and locating it. The man command knowing more about Unix commands and using Unix online manual pages. The man with keyword option and whatis. The more command and using it with other commands. Knowing the user terminal, displaying its characteristics and setting characteristics. Managing the non-uniform behaviour of terminals and keyboards. The root login. Becoming the super user: su command. The /etc/passwd and /etc/shadow files. Commands to add, modify and delete users. **Topics from chapter 2 , 3 and 15 of text book 1,chapter 1 from text book 2**	**08 Hours**
Module -2	
Unix files. Naming files. Basic file types/categories. Organization of files. Hidden files. Standard directories. Parent child relationship. The home directory and the HOME variable. Reaching required files- the PATH variable, manipulating the PATH, Relative and absolute pathnames. Directory commands – pwd, cd, mkdir, rmdir commands. The dot (.) and double dots (..) notations to represent present and parent directories and their usage in relative path names. File related commands – cat, mv, rm, cp, wc and od commands. File attributes and permissions and knowing them. The ls command with options. Changing file permissions: the relative and absolute permissions changing methods. Recursively changing file permissions. Directory permissions. **Topics from chapters 4, 5 and 6 of text book 1**	**08 Hours**
Module – 3	
The vi editor. Basics. The .exrc file. Different ways of invoking and quitting vi. Different modes of vi. Input mode commands. Command mode commands. The ex mode commands. Illustrative examples Navigation commands. Repeat command. Pattern searching. The search and replace command. The set, map and abbr commands. Simple examples using these commands. The shells interpretive cycle. Wild cards and file name generation. Removing the special meanings of wild cards. Three standard files and redirection. Connecting commands: Pipe. Splitting the output: tee. Command substitution. Basic and Extended regular expressions. The grep, egrep. Typical examples involving different regular expressions. **Topics from chapters 7, 8 and 13 of text book 1. Topics from chapter 2 and 9 ,10 of text book 2**	**08 Hours**

Module-4	
Shell programming. Ordinary and environment variables. The .profile. Read and readonly commands. Command line arguments. exit and exit status of a command. Logical operators for conditional execution. The test command and its shortcut. The if, while, for and case control statements. The set and shift commands and handling positional parameters. The here (<<) document and trap command. Simple shell program examples. File inodes and the inode structure. File links – hard and soft links. Filters. Head and tail commands. Cut and paste commands. The sort command and its usage with different options. The umask and default file permissions. Two special files /dev/null and /dev/tty. **Topics from chapter 11, 12, 14 of text book 1,chapter 17 from text book2**	**08 Hours**
Module-5	
Meaning of a process. Mechanism of process creation. Parent and child process. The ps command with its options. Executing a command at a specified point of time: at command. Executing a command periodically: cron command and the crontab file.. Signals. The nice and nohup commands. Background processes. The bg and fg command. The kill command. The find command with illustrative example. Structure of a perl script. Running a perl script. Variables and operators. String handling functions. Default variables - $_ and $. – representing the current line and current line number. The range operator. Chop() and chomp() functions. Lists and arrays. The @- variable. The splice operator, push(), pop(), split() and join(). File handles and handling file – using open(), close() and die () functions.. Associative arrays – keys and value functions. Overview of decision making loop control structures – the foreach. Regular expressions – simple and multiple search patterns. The match and substitute operators. Defining and using subroutines. **Topics from chapter 9 and 19 of text book 1. Topics from chapter 11 of reference book 1**	**08 Hours**
Course outcomes:	
After studying this course, students will be able to: • Explain UNIX system and use different commands. • Compile Shell scripts for certain functions on different subsystems. • Demonstrate use of editors and Perl script writing	
Question paper pattern: The question paper will have ten questions. There will be 2 questions from each module. Each question will have questions covering all the topics under a module. The students will have to answer 5 full questions, selecting one full question from each module.	
Text Books: 1. Sumitabha Das., Unix Concepts and Applications., 4th Edition., Tata McGraw Hill **2.** Behrouz A. Forouzan, Richard F. Gilberg : UNIX and Shell Programming- Cengage Learning – India Edition. 2009.	
Reference Books: **1.** M.G. Venkatesh Murthy: UNIX & Shell Programming**,** Pearson Education. **2.** Richard Blum , Christine Bresnahan : Linux Command Line and Shell Scripting Bible, 2nd Edition , Wiley,2014.	

DISCRETE MATHEMATICAL STRUCTURES
[As per Choice Based Credit System (CBCS) scheme]
(Effective from the academic year 2017 -2018)
SEMESTER – III

Subject Code	**17CS36**	**IA Marks**	**40**
Number of Lecture Hours/Week	**04**	**Exam Marks**	**60**
Total Number of Lecture Hours	**50**	**Exam Hours**	**03**

CREDITS – 04

Module -1	**Teaching Hours**
Fundamentals of Logic: Basic Connectives and Truth Tables, Logic Equivalence – The Laws of Logic, Logical Implication – Rules of Inference. Fundamentals of Logic contd.: The Use of Quantifiers, Quantifiers, Definitions and the Proofs of Theorems,	**10Hours**
Module -2	
Properties of the Integers: Mathematical Induction, The Well Ordering Principle – Mathematical Induction, Recursive Definitions. Principles of Counting. **Fundamental Principles of Counting:** The Rules of Sum and Product, Permutations, Combinations – The Binomial Theorem, Combinations with Repetition,.	**10 Hours**
Module – 3	
Relations and Functions: Cartesian Products and Relations, Functions – Plain and One-to-One, Onto Functions. The Pigeon-hole Principle, Function Composition and Inverse Functions. Properties of Relations, Computer Recognition – Zero-One Matrices and Directed Graphs, Partial Orders – Hasse Diagrams, Equivalence Relations and Partitions.	**10 Hours**
Module-4	
The Principle of Inclusion and Exclusion: The Principle of Inclusion and Exclusion, Generalizations of the Principle, Derangements – Nothing is in its Right Place, Rook Polynomials. **Recurrence Relations:** First Order Linear Recurrence Relation, The Second Order Linear Homogeneous Recurrence Relation with Constant Coefficients,	**10 Hours**
Module-5	
Introduction to Graph Theory: Definitions and Examples, Sub graphs, Complements, and Graph Isomorphism, Vertex Degree, Euler Trails and Circuits , **Trees**: Definitions, Properties, and Examples, Routed Trees, Trees and Sorting, Weighted Trees and Prefix Codes	**10 Hours**

Course outcomes: After studying this course, students will be able to:

- Make use of propositional and predicate logic in knowledge representation and truth verification.
- Demonstrate the application of discrete structures in different fields of computer science.
- Solve problems using recurrence relations and generating functions.
- Apply different mathematical proofs, techniques in proving theorems.
- Compare graphs, trees and their applications.

Question paper pattern:

The question paper will have ten questions.
There will be 2 questions from each module.
Each question will have questions covering all the topics under a module.
The students will have to answer 5 full questions, selecting one full question from each module.

Text Books:

1. Ralph P. Grimaldi: Discrete and Combinatorial Mathematics, , 5th Edition, Pearson Education. 2004. (Chapter 3.1, 3.2, 3.3, 3.4, Appendix 3, Chapter 2, Chapter 4.1, 4.2, Chapter 5.1 to 5.6, Chapter 7.1 to 7.4, Chapter 16.1, 16.2, 16.3, 16.5 to 16.9, and Chapter 14.1, 14.2, 14.3).

Reference Books:

1. Basavaraj S Anami and Venakanna S Madalli: Discrete Mathematics – A Concept based approach, Universities Press, 2016
2. Kenneth H. Rosen: Discrete Mathematics and its Applications, 6th Edition, McGraw Hill, 2007.
3. Jayant Ganguly: A Treatise on Discrete Mathematical Structures, Sanguine-Pearson, 2010.
4. D.S. Malik and M.K. Sen: Discrete Mathematical Structures: Theory and Applications, Thomson, 2004.
5. Thomas Koshy: Discrete Mathematics with Applications, Elsevier, 2005, Reprint 2008.

ANALOG AND DIGITAL ELECTRONICS LABORATORY
[As per Choice Based Credit System (CBCS) scheme]
(Effective from the academic year 2017 -2018)
SEMESTER - III

Laboratory Code	**17CSL37**	**IA Marks**	**40**
Number of Lecture Hours/Week	**01I + 02P**	**Exam Marks**	**60**
Total Number of Lecture Hours	**40**	**Exam Hours**	**03**

CREDITS – 02

Descriptions (if any)

Any simulation package like MultiSim / P-spice /Equivalent software may be used.
Faculty-in-charge should demonstrate and explain the required hardware components and their functional Block diagrams, timing diagrams etc. Students have to prepare a write-up on the same and include it in the Lab record and to be evaluated.

Laboratory Session-1: Write-upon analog components; functional block diagram, Pin diagram (if any), waveforms and description. The same information is also taught in theory class; this helps the students to understand better.

Laboratory Session-2: Write-upon Logic design components, pin diagram (if any), Timing diagrams, etc. The same information is also taught in theory class; this helps the students to understand better.

Note: These **TWO Laboratory sessions** are used to fill the gap between theory classes and practical sessions. Both sessions are to be evaluated for 40 marks as lab experiments.

Laboratory Experiments:

1. a) Design and construct a Schmitt trigger using Op-Amp for given UTP and LTP values and demonstrate its working.
   b) Design and implement a Schmitt trigger using Op-Amp using a simulation package for two sets of UTP and LTP values and demonstrate its working.

2. a) Design and construct a rectangular waveform generator (Op-Amp relaxation oscillator) for given frequency and demonstrate its working.
   b) Design and implement a rectangular waveform generator (Op-Amp relaxation oscillator) using a simulation package and demonstrate the change in frequency when all resistor values are doubled.

3. Design and implement an Astable multivibrator circuit using 555 timer for a given frequency and duty cycle.

NOTE: hardware and software results need to be compared

4. Design and implement Half adder, Full Adder, Half Subtractor, Full Subtractor using basic gates.

5. a) Given a 4-variable logic expression, simplify it using Entered Variable Map and realize the simplified logic expression using 8:1 multiplexer IC.
   b) Design and develop the Verilog /VHDL code for an 8:1 multiplexer. Simulate and verify its working.

6. a) Design and implement code converter I)Binary to Gray (II) Gray to Binary Code using basic gates.

7. Design and verify the Truth Table of 3-bit Parity Generator and 4-bit Parity Checker using basic Logic Gates with an even parity bit.

8. a) Realize a J-K Master / Slave Flip-Flop using NAND gates and verify its truth table.

b) Design and develop the Verilog / VHDL code for D Flip-Flop with positive-edge triggering. Simulate and verify it's working.

9. a) Design and implement a mod-n (n<8) synchronous up counter using J-K Flip-Flop ICs and demonstrate its working.

b) Design and develop the Verilog / VHDL code for mod-8 up counter. Simulate and verify it's working.

10. Design and implement an asynchronous counter using decade counter IC to count up from 0 to n (n<=9) and demonstrate on 7-segment display (using IC- 7447).

11. Generate a Ramp output waveform using DAC0800 (Inputs are given to DAC through IC74393 dual 4-bit binary counter).

Study experiment

12. To study 4-bitALU using IC-74181.

Course outcomes:

On the completion of this laboratory course, the students will be able to:

- Demonstrate various Electronic Devices like Cathode ray Oscilloscope, Signal generators, Digital Trainer Kit, Multimeters and components like Resistors, Capacitors, Op amp and Integrated Circuit.
- Design and demonstrate various combinational logic circuits.
- Design and demonstrate various types of counters and Registers using Flip-flops
- Make use of simulation package to design circuits.
- Infer the working and implementation of ALU.

Conduction of Practical Examination:

1. All laboratory experiments (1 to 11 nos) are to be included for practical examination.
2. Students are allowed to pick one experiment from the lot.
3. Strictly follow the instructions as printed on the cover page of answer script.
4. Marks distribution:
   a) For questions having part a only- Procedure + Conduction + Viva:**15 + 70 +15 =100 Marks**
   b) For questions having part a and b
      Part a- Procedure + Conduction + Viva:**09 + 42 +09= 60 Marks**
      Part b- Procedure + Conduction + Viva:**06 + 28 +06= 40 Marks**
5. **Change of experiment is allowed only once and marks allotted to the procedure part to be made zero.**

DATA STRUCTURES LABORATORY
[As per Choice Based Credit System (CBCS) scheme]

(Effective from the academic year 2017 -2018) SEMESTER - III			
Laboratory Code	**17CSL38**	**IA Marks**	**40**
Number of Lecture Hours/Week	**01I + 02P**	**Exam Marks**	**60**
Total Number of Lecture Hours	**40**	**Exam Hours**	**03**
CREDITS - 02			

Descriptions (if any)

Implement all the experiments in C Language under Linux / Windows environment.

Laboratory Experiments:

1. Design, Develop and Implement a menu driven Program in C for the following **Array** operations
   a. Creating an Array of **N** Integer Elements
   b. Display of Array Elements with Suitable Headings
   c. Inserting an Element (**ELEM**) at a given valid Position (**POS**)
   d. Deleting an Element at a given valid Position(**POS**)
   e. Exit.

   Support the program with functions for each of the above operations.

2. Design, Develop and Implement a Program in C for the following operationson **Strings**
   a. Read a main String (**STR),** a Pattern String (**PAT**) and a Replace String (**REP**)
   b. Perform Pattern Matching Operation: Find and Replace all occurrences of **PAT** in **STR** with **REP** if **PAT** exists in **STR.** Report suitable messages in case **PAT** does not exist in **STR**

   Support the program with functions for each of the above operations. Don't use Built-in functions.

3. Design, Develop and Implement a menu driven Program in C for the following operations on **STACK** of Integers (Array Implementation of Stack with maximum size **MAX**)
   a. ***Push*** an Element on to Stack
   b. ***Pop*** an Element from Stack
   c. Demonstrate how Stack can be used to check ***Palindrome***
   d. Demonstrate ***Overflow*** and ***Underflow*** situations on Stack
   e. Display the status of Stack
   f. Exit

   Support the program with appropriate functions for each of the above operations

4. Design, Develop and Implement a Program in C for converting an Infix Expression to Postfix Expression. Program should support for both parenthesized and free parenthesized expressions with the operators: **+, -, *, /, %(Remainder), ^(Power)** and **alphanumeric** operands**.**

5. Design, Develop and Implement a Program in C for the following Stack Applications
   a. Evaluation of **Suffix expression** with single digit operands and operators: **+, -, *, /, %, ^**
   b. Solving **Tower of Hanoi** problem with **n** disks

6. Design, Develop and Implement a menu driven Program in C for the following operations on **Circular QUEUE** of Characters (Array Implementation of Queue with maximum size **MAX**)
    a. Insert an Element on to Circular QUEUE
    b. Delete an Element from Circular QUEUE
    c. Demonstrate ***Overflow*** and ***Underflow*** situations on Circular QUEUE
    d. Display the status of Circular QUEUE
    e. Exit

    Support the program with appropriate functions for each of the above operations

7. Design, Develop and Implement a menu driven Program in C for the following operations on **Singly Linked List (SLL)** of Student Data with the fields: ***USN, Name, Branch, Sem, PhNo***
    a. Create a **SLL** of **N** Students Data by using ***front insertion***.
    b. Display the status of **SLL** and count the number of nodes in it
    c. Perform Insertion / Deletion at End of **SLL**
    d. Perform Insertion / Deletion at Front of **SLL(Demonstration of stack)**
    e. Exit

8. Design, Develop and Implement a menu driven Program in C for the following operations on **Doubly Linked List (DLL)** of Employee Data with the fields: ***SSN, Name, Dept, Designation, Sal, PhNo***
    a. Create a **DLL** of **N** Employees Data by using ***end insertion***.
    b. Display the status of **DLL** and count the number of nodes in it
    c. Perform Insertion and Deletion at End of **DLL**
    d. Perform Insertion and Deletion at Front of **DLL**
    e. Demonstrate how this **DLL** can be used as **Double Ended Queue**
    f. Exit

9. Design, Develop and Implement a Program in C for the following operationson **Singly Circular Linked List (SCLL)** with header nodes
    a. Represent and Evaluate a Polynomial **P(x,y,z) = $6x^2y^2z-4yz^5+3x^3yz+2xy^5z-2xyz^3$**
    b. Find the sum of two polynomials **POLY1(x,y,z)** and **POLY2(x,y,z)** and store the result in **POLYSUM(x,y,z)**

    Support the program with appropriate functions for each of the above operations
10. Design, Develop and Implement a menu driven Program in C for the following operations on **Binary Search Tree (BST)** of Integers
    a. Create a BST of **N** Integers: 6, 9, 5, 2, 8, 15, 24, 14, 7, 8, 5, 2
    b. Traverse the BST in Inorder, Preorder and Post Order
    c. Search the BST for a given element (**KEY**) and report the appropriate message
    e. Exit

11. Design, Develop and Implement a Program in C for the following operations on **Graph(G)** of Cities
    a. Create a Graph of **N** cities using Adjacency Matrix.
    b. Print all the nodes **reachable** from a given starting node in a digraph using DFS/**BFS** method

12. Given a File of **N** employee records with a set **K** of Keys(4-digit) which uniquely determine the records in file **F**. Assume that file **F** is maintained in memory by a Hash Table(HT) of **m** memory locations with **L** as the set of memory addresses (2-digit) of locations in HT. Let the keys in **K** and addresses in **L** are Integers. Design and develop a Program in C that uses Hash function **H: K →L** as H(**K**)=**K** mod **m (remainder** method), and implement hashing technique to map a given key **K** to the address space **L.** Resolve the collision (if any) using **linear probing**.

Course outcomes:

On the completion of this laboratory course, the students will be able to:

- Analyze and Compare various linear and non-linear data structures
- Demonstrate the working nature of different types of data structures and their applications
- Develop, analyze and evaluate the searching and sorting algorithms
- Choose the appropriate data structure for solving real world problems

Conduction of Practical Examination:

1. All laboratory experiments (**TWELVE** nos) are to be included for practical examination.
2. Students are allowed to pick one experiment from the lot.
3. Strictly follow the instructions as printed on the cover page of answer script
4. Marks distribution: Procedure + Conduction + Viva:**15 + 70 +15 (100)**
5. **Change of experiment is allowed only once and marks allotted to the procedure part to be made zero.**

ENGINEERING MATHEMATICS-IV
[As per Choice Based Credit System (CBCS) scheme]
(Effective from the academic year 2017 -2018)
SEMESTER – IV

Subject Code	17MAT41	IA Marks	40
Number of Lecture Hours/Week	04	Exam Marks	60
Total Number of Lecture Hours	50	Exam Hours	03

CREDITS – 04

Module 1	**Teaching Hours**
Numerical Methods: Numerical solution of ordinary differential equations of first order and first degree, Taylor's series method, modified Euler's method. Runge - Kutta method of fourth order, Milne's and Adams-Bashforth predictor and corrector methods (No derivations of formulae-single step computation only).	**10 Hours**
Module 2	
Numerical Methods: Numerical solution of second order ordinary differential equations, Runge-Kutta method and Milne's method. (No derivations of formulae-single step computation only). **Special Functions:** Series solution of Bessel's differential equation leading to $J_n(x)$-Bessel's function of first kind. Basic properties and orthogonality. Series solution of Legendre's differential equation leading to $P_n(x)$-Legendre polynomials. Rodrigue's formula, problems	**10 Hours**
Module 3	
Complex Variables: Review of a function of a complex variable, limits, continuity, differentiability. Analytic functions-Cauchy-Riemann equations in cartesian and polar forms. Properties and construction of analytic functions. Complex line integrals-Cauchy's theorem and Cauchy's integral formula, Residue, poles, Cauchy's Residue theorem (without proof) and problems. **Transformations:** Conformal transformations-Discussion of transformations: $w = z^2$, $w = e^z$, $w = z + (1/z)$ $(z \neq 0)$, Bilinear transformations-problems.	**10 Hours**
Module 4	
Probability Distributions: Random variables (discrete and continuous), probability functions. Poisson distributions**,** geometric distribution, uniform distribution, exponential and normal distributions, Problems. **Joint probability distribution:** Joint Probability distribution for two variables, expectation, covariance, correlation coefficient.	**10 Hours**
Module 5	
Sampling Theory: Sampling, Sampling distributions, standard error, test of hypothesis for means and proportions, confidence limits for means, student's t-distribution, Chi-square distribution as a test of goodness of fit. **Stochastic process:** Stochastic process, probability vector, stochastic matrices, fixed points, regular stochastic matrices, Markov chains, higher transition probability.	**10 Hours**

Course Outcomes: After studying this course, students will be able to:

- Solve first and second order ordinary differential equation arising in flow problems using single step and multistep numerical methods.
- Illustrate problems of potential theory, quantum mechanics and heat conduction by employing notions and properties of Bessel's functions and Legendre's polynomials.
- Explain the concepts of analytic functions, residues, poles of complex potentials and describe

conformal and Bilinear transformation arising in field theory and signal processing.

- Develop probability distribution of discrete, continuous random variables and joint probability distribution occurring in digital signal processing, information theory and design engineering.
- Demonstrate testing of hypothesis of sampling distributions and illustrate examples of Markov chains related to discrete parameter stochastic process.

Question paper pattern:

The question paper will have ten questions.
There will be 2 questions from each module.
Each question will have questions covering all the topics under a module.
The students will have to answer 5 full questions, selecting one full question from each module.

Text Books:

1. B.V.Ramana "Higher Engineering Mathematics" Tata McGraw-Hill, 2006.
2. B. S. Grewal," Higher Engineering Mathematics", Khanna publishers, 42nd edition, 2013.

Reference Books:

1. N P Bali and Manish Goyal, "A text book of Engineering mathematics" , Laxmi publications, latest edition.
2. Kreyszig, "Advanced Engineering Mathematics " - 9th edition, Wiley, 2013.
3. H. K Dass and Er. RajnishVerma, "Higher Engineering Mathematics", S. Chand, 1st ed, 2011.

OBJECT ORIENTED CONCEPTS
[As per Choice Based Credit System (CBCS) scheme]
(Effective from the academic year 2017 -2018)
SEMESTER – IV

Subject Code	17CS42	IA Marks	40
Number of Lecture Hours/Week	03	Exam Marks	60
Total Number of Lecture Hours	40	Exam Hours	03

CREDITS – 03

Module 1	**Teaching Hours**
Introduction to Object Oriented Concepts: A Review of structures, Procedure–Oriented Programming system, Object Oriented Programming System, Comparison of Object Oriented Language with C, Console I/O, variables and reference variables, Function Prototyping, Function Overloading. **Class and Objects:** Introduction, member functions and data, objects and functions, objects and arrays, Namespaces, Nested classes, Constructors, Destructors. **Text book 1: Ch 1: 1.1 to 1.9 Ch 2: 2.1 to 2.6 Ch 4: 4.1 to 4.2**	**08 Hours**
Module 2	
Introduction to Java: Java's magic: the Byte code; Java Development Kit (JDK); the Java Buzzwords, Object-oriented programming; Simple Java programs. Data types, variables and arrays, Operators, Control Statements. **Text book 2: Ch:1 Ch: 2 Ch:3 Ch:4 Ch:5**	**08 Hours**
Module 3	
Classes, Inheritance, Exceptions, Packages and Interfaces: Classes: Classes fundamentals; Declaring objects; Constructors, this keyword, garbage collection. **Inheritance:** inheritance basics, using super, creating multi level hierarchy, method overriding. **Exception handling:** Exception handling in Java. Packages, Access Protection, Importing Packages, Interfaces. **Text book 2: Ch:6 Ch: 8 Ch:9 Ch:10**	**08 Hours**
Module 4	
Multi Threaded Programming, Event Handling: Multi Threaded Programming: What are threads? How to make the classes threadable ; Extending threads; Implementing runnable; Synchronization; Changing state of the thread; Bounded buffer problems, read-write problem, producer consumer problems. **Event Handling:** Two event handling mechanisms; The delegation event model; Event classes; Sources of events; Event listener interfaces; Using the delegation event model; Adapter classes; Inner classes. **Text book 2: Ch 11: Ch: 22**	**08 Hours**
Module 5	
The Applet Class: Introduction, Two types of Applets; Applet basics; Applet Architecture; An Applet skeleton; Simple Applet display methods; Requesting repainting; Using the Status Window; The HTML APPLET tag; Passing parameters to Applets; getDocumentbase() and getCodebase(); ApletContext and showDocument(); The AudioClip Interface; The AppletStub Interface;Output to the Console. **Swings:** Swings: The origins of Swing; Two key Swing features; Components and Containers; The Swing Packages; A simple Swing Application; Create a Swing Applet; Jlabel and ImageIcon; JTextField;The Swing Buttons; JTabbedpane; JScrollPane; JList; JComboBox; JTable. **Text book 2: Ch 21: Ch: 29 Ch: 30**	**08 Hours**

Course Outcomes: After studying this course, students will be able to

- Explain the object-oriented concepts and JAVA.
- Develop computer programs to solve real world problems in Java.
- Develop simple GUI int erfaces for a computer program to interact with users, and to **comprehend** the event-based GUI handling principles using Applets and swings.

Question paper pattern:

The question paper will have ten questions.
There will be 2 questions from each module.
Each question will have questions covering all the topics under a module.
The students will have to answer 5 full questions, selecting one full question from each module.

Text Books:

1. Sourav Sahay, Object Oriented Programming with C++ , 2nd Ed, Oxford University Press,2006
   (Chapters 1, 2, 4)
2. Herbert Schildt, Java The Complete Reference, 7th Edition, Tata McGraw Hill, 2007.
   (Chapters 1, 2, 3, 4, 5, 6, 8, 9,10, 11, 21, 22, 29, 30)

Reference Book:

1. Mahesh Bhave and Sunil Patekar, "Programming with Java", First Edition, Pearson Education,2008, ISBN:9788131720806
2. Herbert Schildt, The Complete Reference C++, 4th Edition, Tata McGraw Hill, 2003.
3. Stanley B.Lippmann, Josee Lajore, C++ Primer, 4th Edition, Pearson Education, 2005.
4. Rajkumar Buyya,S Thamarasi selvi, xingchen chu, Object oriented Programming with java, Tata McGraw Hill education private limited.
5. Richard A Johnson, Introduction to Java Programming and OOAD, CENGAGE Learning.
6. E Balagurusamy, Programming with Java A primer, Tata McGraw Hill companies.

Note: Every institute shall organize a bridge organize on C++ either in the vacation or in the beginning of even semester.

DESIGN AND ANALYSIS OF ALGORITHMS
[As per Choice Based Credit System (CBCS) scheme]
(Effective from the academic year 2017 -2018)
SEMESTER – IV

Subject Code	17CS43	IA Marks	40
Number of Lecture Hours/Week	04	Exam Marks	60
Total Number of Lecture Hours	50	Exam Hours	03

CREDITS – 04

Module 1	**Teaching Hours**
Introduction: What is an Algorithm? **(T2:1.1),** Algorithm Specification **(T2:1.2),** Analysis Framework **(T1:2.1), Performance Analysis**: Space complexity, Time complexity **(T2:1.3)**. **Asymptotic Notations:** Big-Oh notation (O), Omega notation (Ω), Theta notation (Θ), and Little-oh notation (o), Mathematical analysis of Non-Recursive and recursive Algorithms with Examples **(T1:2.2, 2.3, 2.4). Important Problem Types:** Sorting, Searching, String processing, Graph Problems, Combinatorial Problems. **Fundamental Data Structures:** Stacks, Queues, Graphs, Trees, Sets and Dictionaries. **(T1:1.3,1.4)**	**10 Hours**
Module 2	
Divide and Conquer: General method, Binary search, Recurrence equation for divide and conquer, Finding the maximum and minimum **(T2:3.1, 3.3, 3.4)**, Merge sort, Quick sort **(T1:4.1, 4.2)**, Strassen's matrix multiplication **(T2:3.8)**, Advantages and Disadvantages of divide and conquer. **Decrease and Conquer Approach:** Topological Sort. **(T1:5.3)**	**10 Hours**
Module 3	
Greedy Method: General method, Coin Change Problem, Knapsack Problem, Job sequencing with deadlines **(T2:4.1, 4.3, 4.5). Minimum cost spanning trees:** Prim's Algorithm, Kruskal's Algorithm **(T1:9.1, 9.2)**. **Single source shortest paths:** Dijkstra's Algorithm **(T1:9.3)**. **Optimal Tree problem:** Huffman Trees and Codes **(T1:9.4)**. **Transform and Conquer Approach:** Heaps and Heap Sort **(T1:6.4)**.	**10 Hours**
Module 4	
Dynamic Programming: General method with Examples, Multistage Graphs **(T2:5.1, 5.2)**. **Transitive Closure:** Warshall's Algorithm, **All Pairs Shortest Paths:** Floyd's Algorithm, Optimal Binary Search Trees, Knapsack problem **((T1:8.2, 8.3, 8.4)**, Bellman-Ford Algorithm **(T2:5.4)**, Travelling Sales Person problem **(T2:5.9)**, Reliability design **(T2:5.8)**.	**10 Hours**
Module 5	
Backtracking: General method **(T2:7.1)**, N-Queens problem **(T1:12.1)**, Sum of subsets problem **(T1:12.1)**, Graph coloring **(T2:7.4)**, Hamiltonian cycles **(T2:7.5)**. **Branch and Bound:** Assignment Problem, Travelling Sales Person problem **(T1:12.2)**, **0/1 Knapsack problem (T2:8.2, T1:12.2):** LC Branch and Bound solution **(T2:8.2)**, FIFO Branch and Bound solution **(T2:8.2)**. **NP-Complete and NP-Hard problems:** Basic concepts, non-deterministic algorithms, P, NP, NP-Complete, and NP-Hard classes **(T2:11.1)**.	**10 Hours**

Course Outcomes: After studying this course, students will be able to

- Describe computational solution to well known problems like searching, sorting etc.
- Estimate the computational complexity of different algorithms.

- Develop an algorithm using appropriate design strategies for problem solving.

Question paper pattern:

The question paper will have ten questions.
There will be 2 questions from each module.
Each question will have questions covering all the topics under a module.
The students will have to answer 5 full questions, selecting one full question from each module.

Text Books:

T1. Introduction to the Design and Analysis of Algorithms, Anany Levitin:, 2rd Edition, 2009. Pearson.
T2. Computer Algorithms/C++, Ellis Horowitz, Satraj Sahni and Rajasekaran, 2nd Edition, 2014, Universities Press

Reference Books:

1. Introduction to Algorithms, Thomas H. Cormen, Charles E. Leiserson, Ronal L. Rivest, Clifford Stein, 3rd Edition, PHI
2. Design and Analysis of Algorithms , S. Sridhar, Oxford (Higher Education)

MICROPROCESSORS AND MICROCONTROLLERS
[As per Choice Based Credit System (CBCS) scheme]
(Effective from the academic year 2017 -2018)
SEMESTER – IV

Subject Code	17CS44	IA Marks	40
Number of Lecture Hours/Week	04	Exam Marks	60
Total Number of Lecture Hours	50	Exam Hours	03

CREDITS – 04

Module 1	**Teaching Hours**
The x86 microprocessor: Brief history of the x86 family, Inside the 8088/86, Introduction to assembly programming, Introduction to Program Segments, The Stack, Flag register, x86 Addressing Modes. **Assembly language programming:** Directives & a Sample Program, Assemble, Link & Run a program, More Sample programs, Control Transfer Instructions, Data Types and Data Definition, Full Segment Definition, Flowcharts and Pseudo code. **Text book 1: Ch 1: 1.1 to 1.7, Ch 2: 2.1 to 2.7**	**10 Hours**
Module 2	
x86: Instructions sets description**, Arithmetic and logic instructions and programs:** Unsigned Addition and Subtraction, Unsigned Multiplication and Division, Logic Instructions, BCD and ASCII conversion, Rotate Instructions. **INT 21H and INT 10H Programming :** Bios INT 10H Programming , DOS Interrupt 21H. 8088/86 Interrupts, x86 PC and Interrupt Assignment. **Text book 1: Ch 3: 3.1 to 3.5, Ch 4: 4.1 , 4.2 Chapter 14: 14.1 and 14.2**	**10 Hours**
Module 3	
Signed Numbers and Strings: Signed number Arithmetic Operations, String operations. **Memory and Memory interfacing: M**emory address decoding, data integrity in RAM and ROM, 16-bit memory interfacing. **8255 I/O programming:** I/O addresses MAP of x86 PC's, programming and interfacing the 8255. **Text book 1: Ch 6: 6.1, 6.2. Ch 10: 10.2, 10.4, 10.5. Ch 11: 11.1 to 11.4**	**10 Hours**
Module 4	
Microprocessors versus Microcontrollers, **ARM Embedded Systems :**The RISC design philosophy, The ARM Design Philosophy, Embedded System Hardware, Embedded System Software, **ARM Processor Fundamentals :** Registers , Current Program Status Register , Pipeline, Exceptions, Interrupts, and the Vector Table , Core Extensions **Text book 2:Ch 1:1.1 to 1.4, Ch 2:2.1 to 2.5**	**10 Hours**
Module 5	
Introduction to the ARM Instruction Set : Data Processing Instructions , Branch Instructions, Software Interrupt Instructions, Program Status Register Instructions, Coprocessor Instructions, Loading Constants, Simple programming exercises. **Text book 2: Ch 3:3.1 to 3.6 (Excluding 3.5.2)**	**10 Hours**

Course Outcomes: After studying this course, students will be able to

- Differentiate between microprocessors and microcontrollers
- Develop assembly language code to solve problems
- Explain interfacing of various devices to x86 family and ARM processor
- Demonstrate interrupt routines for interfacing devices

Question paper pattern:

The question paper will have ten questions.
There will be 2 questions from each module.
Each question will have questions covering all the topics under a module.
The students will have to answer 5 full questions, selecting one full question from each module.

Text Books:

1. Muhammad Ali Mazidi, Janice Gillispie Mazidi, Danny Causey, The x86 PC Assembly Language Design and Interfacing, 5th Edition, Pearson, 2013.
2. **ARM system developers guide**, Andrew N Sloss, Dominic Symes and Chris Wright, Elsevier,Morgan Kaufman publishers, 2008.

Reference Books:

1. Douglas V. Hall: Microprocessors and Interfacing, Revised 2nd Edition, TMH, 2006.
2. K. Udaya Kumar & B.S. Umashankar : Advanced Microprocessors & IBM-PC Assembly Language Programming, TMH 2003.
3. Ayala : The 8086 Microprocessor: programming and interfacing - 1st edition, Cengage Learning
4. The Definitive Guide to the ARM Cortex-M3, by Joseph Yiu, 2nd Edition , Newnes, 2009
5. The Insider's Guide to the ARM7 based microcontrollers, Hitex Ltd.,1st edition, 2005
6. ARM System-on-Chip Architecture, Steve Furber, Second Edition, Pearson, 2015
7. Architecture, Programming and Interfacing of Low power Processors- ARM7, Cortex-M and MSP430, Lyla B Das Cengage Learning, 1st Edition

SOFTWARE ENGINEERING
[As per Choice Based Credit System (CBCS) scheme]
(Effective from the academic year 2017 -2018)
SEMESTER – IV

Subject Code	17CS45	IA Marks	40
Number of Lecture Hours/Week	04	Exam Marks	60
Total Number of Lecture Hours	50	Exam Hours	03

CREDITS – 04

Module 1	**Teaching Hours**
Introduction: Software Crisis, Need for Software Engineering. Professional Software Development, Software Engineering Ethics. Case Studies. **Software Processes**: Models: Waterfall Model **(Sec 2.1.1)**, Incremental Model **(Sec 2.1.2)** and Spiral Model **(Sec 2.1.3)**. Process activities. **Requirements Engineering**: Requirements Engineering Processes **(Chap 4)**. Requirements Elicitation and Analysis **(Sec 4.5).** Functional and non-functional requirements **(Sec 4.1)**. The software Requirements Document **(Sec 4.2)**. Requirements Specification **(Sec 4.3)**. Requirements validation **(Sec 4.6)**. Requirements Management **(Sec 4.7)**.	**12 Hours**
Module 2	
System Models: Context models **(Sec 5.1)**. Interaction models **(Sec 5.2)**. Structural models **(Sec 5.3)**. Behavioral models **(Sec 5.4)**. Model-driven engineering **(Sec 5.5)**. **Design and Implementation**: Introduction to RUP **(Sec 2.4)**, Design Principles **(Chap 17)**. Object-oriented design using the UML **(Sec 7.1)**. Design patterns **(Sec 7.2)**. Implementation issues **(Sec 7.3)**. Open source development **(Sec 7.4)**.	**11 Hours**
Module 3	
Software Testing: Development testing **(Sec 8.1)**, Test-driven development **(Sec 8.2)**, Release testing **(Sec 8.3)**, User testing **(Sec 8.4)**. Test Automation **(Page no 42, 70,212, 231,444,695)**. **Software Evolution**: Evolution processes **(Sec 9.1)**. Program evolution dynamics **(Sec 9.2)**. Software maintenance **(Sec 9.3)**. Legacy system management **(Sec 9.4)**.	**9 Hours**
Module 4	
Project Planning: Software pricing **(Sec 23.1)**. Plan-driven development **(Sec 23.2)**. Project scheduling **(Sec 23.3)**: Estimation techniques **(Sec 23.5)**. **Quality management**: Software quality **(Sec 24.1)**. Reviews and inspections **(Sec 24.3)**. Software measurement and metrics **(Sec 24.4)**. Software standards **(Sec 24.2)**	**10 Hours**
Module 5	
Agile Software Development: Coping with Change **(Sec 2.3)**, The Agile Manifesto: Values and Principles. Agile methods: SCRUM (Ref "**The SCRUM Primer, Ver 2.0**") and Extreme Programming **(Sec 3.3)**. Plan-driven and agile development **(Sec 3.2)**. Agile project management **(Sec 3.4),** Scaling agile methods **(Sec 3.5)**:	**8 Hours**

Course Outcomes: After studying this course, students will be able to:

- Design a software system, component, or process to meet desired needs within realistic constraints.
- Assess professional and ethical responsibility
- Function on multi-disciplinary teams
- Make use of techniques, skills, and modern engineering tools necessary for engineering

practice

- Comprehend software systems or parts of software systems.

Question paper pattern:

The question paper will have ten questions.
There will be 2 questions from each module.
Each question will have questions covering all the topics under a module.
The students will have to answer 5 full questions, selecting one full question from each module.

Text Books:

1. Ian Sommerville: Software Engineering, 9th Edition, Pearson Education, 2012.

(Listed topics only from Chapters 1,2,3,4, 5, 7, 8, 9, 23, and 24)

2. The SCRUM Primer, Ver 2.0, http://www.goodagile.com/scrumprimer/scrumprimer20.pdf

Reference Books:

1. Roger S. Pressman: Software Engineering-A Practitioners approach, 7th Edition, Tata McGraw Hill**.**
2. Pankaj Jalote: An Integrated Approach to Software Engineering, Wiley India

Web Reference for eBooks on Agile:

1. http://agilemanifesto.org/
2. http://www.jamesshore.com/Agile-Book/

DATA COMMUNICATION

[As per Choice Based Credit System (CBCS) scheme]

(Effective from the academic year 2017 -2018)

SEMESTER – IV

Subject Code	17CS46	IA Marks	40
Number of Lecture Hours/Week	04	Exam Marks	60
Total Number of Lecture Hours	50	Exam Hours	03

CREDITS – 04

Contents	**Teaching Hours**
Module 1	
Introduction: Data Communications, Networks, Network Types, Internet History, Standards and Administration, **Networks Models**: Protocol Layering, TCP/IP Protocol suite, The OSI model, **Introduction to Physical Layer-1:** Data and Signals**,** Digital Signals, Transmission Impairment, Data Rate limits, Performance, **Digital Transmission**: Digital to digital conversion (Only Line coding: Polar, Bipolar and Manchester coding).	**10 Hours**
Module 2	
Physical Layer-2: Analog to digital conversion (only PCM), Transmission Modes, **Analog Transmission**: Digital to analog conversion, **Bandwidth Utilization**: Multiplexing and Spread Spectrum, **Switching**: Introduction, Circuit Switched Networks and Packet switching.	**10 Hours**
Module 3	
Error Detection and Correction: Introduction, Block coding, Cyclic codes, Checksum, Forward error correction**, Data link control**: DLC services, Data link layer protocols, HDLC, and Point to Point protocol (Framing, Transition phases only).	**10 Hours**
Module 4	
Media Access control: Random Access, Controlled Access and Channelization, **Wired LANs Ethernet**: Ethernet Protocol, Standard Ethernet, Fast Ethernet, Gigabit Ethernet and 10 Gigabit Ethernet, **Wireless LANs:** Introduction, IEEE 802.11 Project and Bluetooth.	**10 Hours**
Module 5	
Other wireless Networks: WIMAX, Cellular Telephony, Satellite networks, **Network layer Protocols** : Internet Protocol, ICMPv4,Mobile IP, **Next generation IP**: IPv6 addressing, The IPv6 Protocol, The ICMPv6 Protocol and Transition from IPv4 to IPv6.	**10 Hours**

Course Outcomes: After studying this course, students will be able to

- Illustrate basic computer network technology.
- Identify the different types of network topologies and protocols.
- List and explain the layers of the OSI model and TCP/IP model.
- Comprehend the different types of network devices and their functions within a network
- Demonstrate subnetting and routing mechanisms.

Question paper pattern:

The question paper will have ten questions.
There will be 2 questions from each module.
Each question will have questions covering all the topics under a module.
The students will have to answer 5 full questions, selecting one full question from each module.

Text Book:

Behrouz A. Forouzan, Data Communications and Networking 5E, 5th Edition, Tata McGraw-Hill, 2013. (Chapters 1.1 to 1.5, 2.1 to 2.3, 3.1, 3.3 to 3.6, 4.1 to 4.3, 5.1, 6.1, 6.2, 8.1 to 8.3, 10.1 to 10.5, 11.1 to 11.4, 12.1 to 12.3, 13.1 to 13.5, 15.1 to 15.3, 16.1 to 16.3, 19.1 to 19.3, 22.1 to 22.4)

Reference Books:

1. Alberto Leon-Garcia and Indra Widjaja: Communication Networks - Fundamental Concepts and Key architectures, 2nd Edition Tata McGraw-Hill, 2004.
2. William Stallings: Data and Computer Communication, 8th Edition, Pearson Education, 2007.
3. Larry L. Peterson and Bruce S. Davie: Computer Networks – A Systems Approach, 4th Edition, Elsevier, 2007.
4. Nader F. Mir: Computer and Communication Networks, Pearson Education, 2007

DESIGN AND ANALYSIS OF ALGORITHM LABORATORY
[As per Choice Based Credit System (CBCS) scheme]
(Effective from the academic year 2017 -2018)
SEMESTER – IV

Subject Code	17CSL47	IA Marks	40
Number of Lecture Hours/Week	01 I + 02 P	Exam Marks	60
Total Number of Lecture Hours	40	Exam Hours	03

CREDITS – 02

Description

Design, develop, and implement the specified algorithms for the following problems using Java language under LINUX /Windows environment.Netbeans/Eclipse IDE tool can be used for development and demonstration.

Experiments

1	A	Create a Java class called ***Student***with the following details as variables within it. (i) USN (ii) Name (iii) Branch (iv) Phone Write a Java program to create *nStudent* objects and print the USN, Name, Branch, and Phoneof these objects with suitable headings.
	B	Write a Java program to implement the Stack using arrays. Write Push(), Pop(), and Display() methods to demonstrate its working.
2	A	Design a superclass called ***Staff*** with details as StaffId, Name, Phone, Salary. Extend this class by writing three subclasses namely ***Teaching*** (domain, publications), ***Technical*** (skills), and ***Contract*** (period). Write a Java program to read and display at least 3 *staff* objects of all three categories.
	B	Write a Java class called ***Customer*** to store their name and date_of_birth. The date_of_birth format should be dd/mm/yyyy. Write methods to read customer data as <name, dd/mm/yyyy> and display as <name, dd, mm, yyyy> using StringTokenizer class considering the delimiter character as "/".
3	A	Write a Java program to read two integers *a* and*b*. Compute *a*/*b* and print, when *b* is not zero. Raise an exception when *b* is equal to zero.
	B	Write a Java program that implements a multi-thread application that has three threads. First thread generates a random integer for every 1 second; second thread computes the square of the number andprints; third thread will print the value of cube of the number.
4		Sort a given set of ***n*** integer elements using **Quick Sort** method and compute its time complexity. Run the program for varied values of *n*> 5000 and record the time taken to sort. Plot a graph of the time taken versus ***n***on graph sheet. The elements can be read from a file or can be generated using the random number generator. Demonstrate using Java how the divide-and-conquer method works along with its time complexity analysis: worst case, average case and best case.
5		Sort a given set of ***n*** integer elements using **Merge Sort** method and compute its time complexity. Run the program for varied values of *n*> 5000, and record the time taken to sort. Plot a graph of the time taken versus ***n***on graph sheet. The elements can be read from a file or can be generated using the random number generator. Demonstrate using Java how the divide-

	and-conquer method works along with its time complexity analysis: worst case, average case and best case.
6	Implement in Java, the **0/1 Knapsack** problem using (a) Dynamic Programming method (b) Greedy method.
7	From a given vertex in a weighted connected graph, find shortest paths to other vertices using **Dijkstra's algorithm**. Write the program in Java.
8	Find Minimum Cost Spanning Tree of a given connected undirected graph using **Kruskal'salgorithm.** Use Union-Find algorithms in your program.
9	Find Minimum Cost Spanning Tree of a given connected undirected graph using **Prim's algorithm**.
10	Write Java programs to (a) Implement All-Pairs Shortest Paths problem using **Floyd's algorithm**. (b) Implement **Travelling Sales Person problem** using Dynamic programming.
11	Design and implement in Java to find a **subset** of a given set **S** = {S_1, S_2,.....,S_n} of ***n*** positive integers whose SUM is equal to a given positive integer ***d***. For example, if S ={1, 2, 5, 6, 8} and ***d***= 9, there are two solutions {1,2,6}and {1,8}. Display a suitable message, if the given problem instance doesn't have a solution.
12	Design and implement in Java to find all **Hamiltonian Cycles** in a connected undirected Graph G of *n* vertices using backtracking principle.

Course Outcomes: The students should be able to:

- Design algorithms using appropriate design techniques (brute-force, greedy, dynamic programming, etc.)
- Develop variety of algorithms such as sorting, graph related, combinatorial, etc., in a high level language.
- Analyze and compare the performance of algorithms using language features.
- Apply and implement learned algorithm design techniques and data structuresto solve real-world problems.

Conduction of Practical Examination:

All laboratory experiments (Twelve problems) are to be included for practical examination. Students are allowed to pick one experiment from the lot.
To generate the data set use random number generator function.
Strictly follow the instructions as printed on the cover page of answer script for breakup of marks
Marks distribution: Procedure + Conduction + Viva: 15 + 70 + 15 (100). Change of experiment is allowed only once and marks allotted to the procedure

MICROPROCESSOR AND MICROCONTROLLER LABORATORY
[As per Choice Based Credit System (CBCS) scheme]
(Effective from the academic year 2017 -2018)
SEMESTER – IV

Subject Code	17CSL48	IA Marks	40
Number of Lecture Hours/Week	01 I + 02 P	Exam Marks	60
Total Number of Lecture Hours	40	Exam Hours	03

CREDITS – 02

Description

Demonstration and Explanation hardware components and Faculty in-charge should explain 8086 architecture, pin diagram in one slot. The second slot, the Faculty in-charge should explain instruction set types/category etc. Students have to prepare a write-up on the same and include it in the Lab record and to be evaluated.

Laboratory Session-1: Write-up on Microprocessors, 8086 Functional block diagram, Pin diagram and description. The same information is also taught in theory class; this helps the students to understand better.

Laboratory Session-2: Write-up on Instruction group, Timing diagrams, etc. The same information is also taught in theory class; this helps the students to understand better.

Note: These TWO Laboratory sessions are used to fill the gap between theory classes and practical sessions. Both sessions are evaluated as lab experiments for 20 marks.

Experiments

- Develop and execute the following programs using 8086 Assembly Language. Any suitable assembler like MASM/TASM/8086 kit or any equivalent software may be used.
- Program should have suitable comments.
- The board layout and the circuit diagram of the interface are to be provided to the student during the examination.
- Software Required: Open source ARM Development platform, KEIL IDE and Proteus for simulation

SOFTWARE PROGRAMS: PART A

1. Design and develop an assembly language program to search a key element "X" in a list of 'n' 16-bit numbers. Adopt Binary search algorithm in your program for searching.
2. Design and develop an assembly program to sort a given set of 'n' 16-bit numbers in ascending order. Adopt Bubble Sort algorithm to sort given elements.
3. Develop an assembly language program to reverse a given string and verify whether it is a palindrome or not. Display the appropriate message.
4. Develop an assembly language program to compute nCr using recursive procedure. Assume that 'n' and 'r' are non-negative integers.
5. Design and develop an assembly language program to read the current time and Date from the system and display it in the standard format on the screen.
6. To write and simulate ARM assembly language programs for data transfer, arithmetic and logical operations (Demonstrate with the help of a suitable program).
7. To write and simulate C Programs for ARM microprocessor using KEIL (Demonstrate with the help of a suitable program)

   Note : To use KEIL one may refer the book: Insider's Guide to the ARM7 based microcontrollers, Hitex Ltd.,1st edition, 2005

HARDWARE PROGRAMS: PART B

8. a. Design and develop an assembly program to demonstrate BCD Up-Down Counter (00-99) on the Logic Controller Interface.
   b. Design and develop an assembly program to read the status of two 8-bit inputs (X & Y) from the Logic Controller Interface and display X*Y.
9. Design and develop an assembly program to display messages "FIRE" and "HELP" alternately with flickering effects on a 7-segment display interface for a suitable period of time. Ensure a flashing rate that makes it easy to read both the messages (Examiner does not specify these delay values nor is it necessary for the student to compute these values).
10. Design and develop an assembly program to drive a Stepper Motor interface and rotate the motor in specified direction (clockwise or counter-clockwise) by N steps (Direction and N are specified by the examiner). Introduce suitable delay between successive steps. (Any arbitrary value for the delay may be assumed by the student).
11. Design and develop an assembly language program to
    a. Generate the Sine Wave using DAC interface (The output of the DAC is to be displayed on the CRO).
    b. Generate a Half Rectified Sine waveform using the DAC interface. (The output of the DAC is to be displayed on the CRO).
12. To interface LCD with ARM processor-- ARM7TDMI/LPC2148. Write and execute programs in C language for displaying text messages and numbers on LCD
13. To interface Stepper motor with ARM processor-- ARM7TDMI/LPC2148. Write a program to rotate stepper motor

Study Experiments:

1. Interfacing of temperature sensor with ARM freedom board (or any other ARM microprocessor board) and display temperature on LCD
2. To design ARM cortex based automatic number plate recognition system
3. To design ARM based power saving system

Course Outcomes: After studying this course, students will be able to

- Summarize 80x86 instruction sets and comprehend the knowledge of how assembly language works.
- Design and develop assembly programs using 80x86 assembly language instructions
- Infer functioning of hardware devices and interfacing them to x86 family
- Choose processors for various kinds of applications.

Conduction of Practical Examination:

- All laboratory experiments (all 7 + 6 nos) are to be included for practical examination.
- Students are allowed to pick one experiment from each of the lot.
- Strictly follow the instructions as printed on the cover page of answer script for breakup of marks
- PART –A: Procedure + Conduction + Viva: **08 + 35 +07 (50)**
- PART –B: Procedure + Conduction + Viva: **08 + 35 +07 (50)**
- Change of experiment is allowed only once and marks allotted to the procedure part to be made zero.

MANAGEMENT AND ENTREPRENEURSHIP FOR IT INDUSTRY
[As per Choice Based Credit System (CBCS) scheme]
(Effective from the academic year 2017-2018)
SEMESTER – V

Subject Code	17CS51	IA Marks	40
Number of Lecture Hours/Week	4	Exam Marks	60
Total Number of Lecture Hours	50	Exam Hours	03

CREDITS – 04

Module – 1	**Teaching Hours**
Introduction - Meaning, nature and characteristics of management, scope and Functional areas of management, goals of management, levels of management, brief overview of evolution of management theories,. Planning- Nature, importance, types of plans, steps in planning, Organizing- nature and purpose, types of Organization, Staffing- meaning, process of recruitment and selection	**10 Hours**
Module – 2	
Directing and controlling- meaning and nature of directing, leadership styles, motivation Theories, Communication- Meaning and importance, Coordination- meaning and importance, Controlling- meaning, steps in controlling, methods of establishing control.	**10 Hours**
Module – 3	
Entrepreneur – meaning of entrepreneur, characteristics of entrepreneurs, classification and types of entrepreneurs, various stages in entrepreneurial process, role of entrepreneurs in economic development, entrepreneurship in India and barriers to entrepreneurship. Identification of business opportunities, market feasibility study, technical feasibility study, financial feasibility study and social feasibility study.	**10 Hours**
Module – 4	
Preparation of project and ERP - meaning of project, project identification, project selection, project report, need and significance of project report, contents, formulation, guidelines by planning commission for project report, **Enterprise Resource Planning: Meaning and Importance- ERP** and Functional areas of Management – Marketing / Sales- Supply Chain Management – Finance and Accounting – Human Resources – Types of reports and methods of report generation	**10 Hours**
Module – 5	
Micro and Small Enterprises: Definition of micro and small enterprises, characteristics and advantages of micro and small enterprises, steps in establishing micro and small enterprises, Government of India indusial policy 2007 on micro and small enterprises, case study (Microsoft), Case study(Captain G R Gopinath),case study (N R Narayana Murthy & Infosys), **Institutional support:** MSME-DI, NSIC, SIDBI, KIADB, KSSIDC, TECSOK, KSFC, DIC and District level single window agency, **Introduction to IPR.**	**10 Hours**

Course outcomes: The students should be able to:

- Define management, organization, entrepreneur, planning, staffing, ERP and outline their importance in entrepreneurship
- Utilize the resources available effectively through ERP
- Make use of IPRs and institutional support in entrepreneurship

Question paper pattern:

The question paper will have TEN questions.
There will be TWO questions from each module.
Each question will have questions covering all the topics under a module.
The students will have to answer FIVE full questions, selecting ONE full question from each module.

Text Books:

1. Principles of Management -P. C. Tripathi, P. N. Reddy; Tata McGraw Hill, 4th / 6th Edition, 2010.
2. Dynamics of Entrepreneurial Development & Management -Vasant Desai Himalaya Publishing House.
3. Entrepreneurship Development -Small Business Enterprises -Poornima M Charantimath Pearson Education – 2006.
4. Management and Entrepreneurship - Kanishka Bedi- Oxford University Press-2017

Reference Books:

1. Management Fundamentals -Concepts, Application, Skill Development Robert Lusier – Thomson.
2. Entrepreneurship Development -S S Khanka -S Chand & Co.
3. Management -Stephen Robbins -Pearson Education /PHI -17th Edition, 2003

COMPUTER NETWORKS
[As per Choice Based Credit System (CBCS) scheme]
(Effective from the academic year 2017-2018)
SEMESTER – V

Subject Code	17CS52	IA Marks	40
Number of Lecture Hours/Week	4	Exam Marks	60
Total Number of Lecture Hours	50	Exam Hours	03

CREDITS – 04

Module – 1	**Teaching Hours**
Application Layer: Principles of Network Applications: Network Application Architectures, Processes Communicating, Transport Services Available to Applications, Transport Services Provided by the Internet, Application-Layer Protocols. The Web and HTTP: Overview of HTTP, Non-persistent and Persistent Connections, HTTP Message Format, User-Server Interaction: Cookies, Web Caching, The Conditional GET, File Transfer: FTP Commands & Replies, Electronic Mail in the Internet: SMTP, Comparison with HTTP, Mail Message Format, Mail Access Protocols, DNS; The Internet's Directory Service: Services Provided by DNS, Overview of How DNS Works, DNS Records and Messages, Peer-to-Peer Applications: P2P File Distribution, Distributed Hash Tables. **T1: Chap 2**	**10 Hours**
Module – 2	
Transport Layer : Introduction and Transport-Layer Services: Relationship Between Transport and Network Layers, Overview of the Transport Layer in the Internet, Multiplexing and Demultiplexing: Connectionless Transport: UDP,UDP Segment Structure, UDP Checksum, Principles of Reliable Data Transfer: Building a Reliable Data Transfer Protocol, Pipelined Reliable Data Transfer Protocols, Go-Back-N, Selective repeat, Connection-Oriented Transport TCP: The TCP Connection, TCP Segment Structure, Round-Trip Time Estimation and Timeout, Reliable Data Transfer, Flow Control, TCP Connection Management, Principles of Congestion Control: The Causes and the Costs of Congestion, Approaches to Congestion Control. **T1: Chap 3**	**10 Hours**
Module – 3	
The Network layer: What's Inside a Router?: Input Processing, Switching, Output Processing, Where Does Queuing Occur? Routing control plane, IPv6,A Brief foray into IP Security, Routing Algorithms: The Link-State (LS) Routing Algorithm, The Distance-Vector (DV) Routing Algorithm, Hierarchical Routing, Routing in the Internet, Intra-AS Routing in the Internet: RIP, Intra-AS Routing in the Internet: OSPF, Inter/AS Routing: BGP, Broadcast Routing Algorithms and Multicast. **T1: Chap 4: 4.3-4.7**	**10 Hours**
Module – 4	
Wireless and Mobile Networks: Cellular Internet Access: An Overview of Cellular Network Architecture, 3G Cellular Data Networks: Extending the Internet to Cellular subscribers, On to 4G:LTE,Mobility management: Principles,	**10 Hours**

Addressing, Routing to a mobile node, Mobile IP, Managing mobility in cellular Networks, Routing calls to a Mobile user, Handoffs in GSM, Wireless and Mobility: Impact on Higher-layer protocols. **T1: Chap: 6 : 6.4-6.8**	
Module – 5	
Multimedia Networking: Properties of video, properties of Audio, Types of multimedia Network Applications, Streaming stored video: UDP Streaming, HTTP Streaming, Adaptive streaming and DASH, content distribution Networks, case study: You Tube. **Network Support for Multimedia:** Quality-of-Service (QoS) Guarantees: Resource Reservation and Call Admission **T1: Chap: 7**	**10 Hours**
Course outcomes: The students should be able to:	
• Explain principles of application layer protocols • Outline transport layer services and infer UDP and TCP protocols • Classify routers, IP and Routing Algorithms in network layer • Explain the Wireless and Mobile Networks covering IEEE 802.11 Standard • Define Multimedia Networking and Network Management	
Question paper pattern: The question paper will have TEN questions. There will be TWO questions from each module. Each question will have questions covering all the topics under a module. The students will have to answer FIVE full questions, selecting ONE full question from each module.	
Text Books:	
1. James F Kurose and Keith W Ross, Computer Networking, A Top-Down Approach, Sixth edition, Pearson,2017 .	
Reference Books:	
1. Behrouz A Forouzan, Data and Communications and Networking, Fifth Edition, McGraw Hill, Indian Edition 2. Larry L Peterson and Brusce S Davie, Computer Networks, fifth edition, ELSEVIER 3. Andrew S Tanenbaum, Computer Networks, fifth edition, Pearson 4. Mayank Dave, Computer Networks, Second edition, Cengage Learning	

DATABASE MANAGEMENT SYSTEM
[As per Choice Based Credit System (CBCS) scheme]
(Effective from the academic year 2017-2018)
SEMESTER – V

Subject Code	17CS53	IA Marks	40
Number of Lecture Hours/Week	4	Exam Marks	60
Total Number of Lecture Hours	50	Exam Hours	03

CREDITS – 04

Module – 1	**Teaching Hours**
Introduction to Databases: Introduction, Characteristics of database approach, Advantages of using the DBMS approach, History of database applications. **Overview of Database Languages and Architectures:** Data Models, Schemas, and Instances. Three schema architecture and data independence, database languages, and interfaces, The Database System environment. **Conceptual Data Modelling using Entities and Relationships:** Entity types, Entity sets, attributes, roles, and structural constraints, Weak entity types, ER diagrams, examples, Specialization and Generalization. **Textbook 1:Ch 1.1 to 1.8, 2.1 to 2.6, 3.1 to 3.10**	**10 Hours**
Module – 2	
Relational Model: Relational Model Concepts, Relational Model Constraints and relational database schemas, Update operations, transactions, and dealing with constraint violations. **Relational Algebra:** Unary and Binary relational operations, additional relational operations (aggregate, grouping, etc.) Examples of Queries in relational algebra. **Mapping Conceptual Design into a Logical Design:** Relational Database Design using ER-to-Relational mapping. **SQL:** SQL data definition and data types, specifying constraints in SQL, retrieval queries in SQL, INSERT, DELETE, and UPDATE statements in SQL, Additional features of SQL. **Textbook 1: Ch4.1 to 4.5, 5.1 to 5.3, 6.1 to 6.5, 8.1; Textbook 2: 3.5**	**10 Hours**
Module – 3	
SQL : Advances Queries: More complex SQL retrieval queries, Specifying constraints as assertions and action triggers, Views in SQL, Schema change statements in SQL. **Database Application Development:** Accessing databases from applications, An introduction to JDBC, JDBC classes and interfaces, SQLJ, Stored procedures, Case study: The internet Bookshop. **Internet Applications:** The three-Tier application architecture, The presentation layer, The Middle Tier **Textbook 1: Ch7.1 to 7.4; Textbook 2: 6.1 to 6.6, 7.5 to 7.7.**	**10 Hours**
Module – 4	
Normalization: Database Design Theory – Introduction to Normalization using Functional and Multivalued Dependencies: Informal design guidelines for relation schema, Functional Dependencies, Normal Forms based on Primary Keys, Second and Third Normal Forms, Boyce-Codd Normal Form, Multivalued Dependency and Fourth Normal Form, Join Dependencies and Fifth Normal Form. **Normalization Algorithms:** Inference Rules, Equivalence, and Minimal Cover, Properties of Relational Decompositions, Algorithms for Relational Database Schema Design, Nulls, Dangling tuples, and alternate Relational Designs, Further discussion of Multivalued dependencies and 4NF, Other dependencies and Normal Forms	**10 Hours**

Textbook 1: Ch14.1 to 14.7, 15.1 to 15.6	
Module – 5	
Transaction Processing: Introduction to Transaction Processing, Transaction and System concepts, Desirable properties of Transactions, Characterizing schedules based on recoverability, Characterizing schedules based on Serializability, Transaction support in SQL. **Concurrency Control in Databases:** Two-phase locking techniques for Concurrency control, Concurrency control based on Timestamp ordering, Multiversion Concurrency control techniques, Validation Concurrency control techniques, Granularity of Data items and Multiple Granularity Locking. **Introduction to Database Recovery Protocols:** Recovery Concepts, NO-UNDO/REDO recovery based on Deferred update, Recovery techniques based on immediate update, Shadow paging, Database backup and recovery from catastrophic failures **Textbook 1: 20.1 to 20.6, 21.1 to 21.7, 22.1 to 22.4, 22.7.**	**10 Hours**
Course outcomes: The students should be able to:	
• Summarize the concepts of database objects; enforce integrity constraints on a database using RDBMS. • Use Structured Query Language (SQL) for database manipulation. • Design simple database systems • Design code for some application to interact with databases.	
Question paper pattern: The question paper will have TEN questions. There will be TWO questions from each module. Each question will have questions covering all the topics under a module. The students will have to answer FIVE full questions, selecting ONE full question from each module.	
Text Books:	
1. Fundamentals of Database Systems, Ramez Elmasri and Shamkant B. Navathe, 7th Edition, 2017, Pearson. 2. Database management systems, Ramakrishnan, and Gehrke, 3rd Edition, 2014, McGraw Hill	
Reference Books:	
1. Silberschatz Korth and Sudharshan, Database System Concepts, 6th Edition, Mc-GrawHill, 2013. 2. Coronel, Morris, and Rob, Database Principles Fundamentals of Design, Implementation and Management, Cengage Learning 2012.	

AUTOMATA THEORY AND COMPUTABILITY
[As per Choice Based Credit System (CBCS) scheme]
(Effective from the academic year 2017-2018)
SEMESTER – V

Subject Code	17CS54	IA Marks	40
Number of Lecture Hours/Week	4	Exam Marks	60
Total Number of Lecture Hours	50	Exam Hours	03

CREDITS – 04

Module – 1	**Teaching Hours**
Why study the Theory of Computation, Languages and Strings: Strings, Languages. A Language Hierarchy, Computation, **Finite State Machines (FSM)**: Deterministic FSM, Regular languages, Designing FSM, Nondeterministic FSMs, From FSMs to Operational Systems, Simulators for FSMs, Minimizing FSMs, Canonical form of Regular languages, Finite State Transducers, Bidirectional Transducers. **Textbook 1: Ch 1,2, 3,4, 5.1 to 5.10**	**10 Hours**
Module – 2	
Regular Expressions (RE): what is a RE?, Kleene's theorem, Applications of REs, Manipulating and Simplifying REs. Regular Grammars: Definition, Regular Grammars and Regular languages. Regular Languages (RL) and Non-regular Languages: How many RLs, To show that a language is regular, Closure properties of RLs, to show some languages are not RLs. **Textbook 1: Ch 6, 7, 8: 6.1 to 6.4, 7.1, 7.2, 8.1 to 8.4**	**10 Hours**
Module – 3	
Context-Free Grammars(CFG): Introduction to Rewrite Systems and Grammars, CFGs and languages, designing CFGs, simplifying CFGs, proving that a Grammar is correct, Derivation and Parse trees, Ambiguity, Normal Forms. Pushdown Automata (PDA): Definition of non-deterministic PDA, Deterministic and Non-deterministic PDAs, Non-determinism and Halting, alternative equivalent definitions of a PDA, alternatives that are not equivalent to PDA. **Textbook 1: Ch 11, 12: 11.1 to 11.8, 12.1, 12.2, 12,4, 12.5, 12.6**	**10 Hours**
Module – 4	
Context-Free and Non-Context-Free Languages: Where do the Context-Free Languages(CFL) fit, Showing a language is context-free, Pumping theorem for CFL, Important closure properties of CFLs, Deterministic CFLs. Algorithms and Decision Procedures for CFLs: Decidable questions, Un-decidable questions. Turing Machine: Turing machine model, Representation, Language acceptability by TM, design of TM, Techniques for TM construction. **Textbook 1: Ch 13: 13.1 to 13.5, Ch 14: 14.1, 14.2, Textbook 2: Ch 9.1 to 9.6**	**10 Hours**
Module – 5	
Variants of Turing Machines (TM), The model of Linear Bounded automata: Decidability: Definition of an algorithm, decidability, decidable languages, Undecidable languages, halting problem of TM, Post correspondence problem. Complexity: Growth rate of functions, the classes of P and NP, Quantum Computation: quantum computers, Church-Turing thesis. **Textbook 2: Ch 9.7 to 9.8, 10.1 to 10.7, 12.1, 12.2, 12.8, 12.8.1, 12.8.2**	**10 Hours**
Course outcomes: The students should be able to:	
• Tell the core concepts in automata theory and Theory of Computation	

- Explain how to translate between different models of Computation (e.g., Deterministic and Non-deterministic and Software models).
- Interpret Grammars and Automata (recognizers) for different language classes and become knowledgeable about restricted models of Computation (Regular, Context Free) and their relative powers.
- Develop skills in formal reasoning and reduction of a problem to a formal model, with an emphasis on semantic precision and conciseness.
- Classify a problem with respect to different models of Computation.

Question paper pattern:

The question paper will have TEN questions.
There will be TWO questions from each module.
Each question will have questions covering all the topics under a module.
The students will have to answer FIVE full questions, selecting ONE full question from each module.

Text Books:

1. Elaine Rich, Automata, Computability and Complexity, 1st Edition, Pearson Education,2012/2013
2. K L P Mishra, N Chandrasekaran , 3rd Edition, Theory of Computer Science, PhI, 2012.

Reference Books:

1. John E Hopcroft, Rajeev Motwani, Jeffery D Ullman, Introduction to AutomataTheory, Languages, and Computation, 3rd Edition, Pearson Education, 2013
2. Michael Sipser : Introduction to the Theory of Computation, 3rd edition, Cengage learning,2013
3. John C Martin, Introduction to Languages and The Theory of Computation, 3rd Edition, Tata McGraw –Hill Publishing Company Limited, 2013
4. Peter Linz, "An Introduction to Formal Languages and Automata", 3rd Edition, Narosa Publishers, 1998
5. Basavaraj S. Anami, Karibasappa K G, Formal Languages and Automata theory, Wiley India, 2012
6. C K Nagpal, Formal Languages and Automata Theory, Oxford University press, 2012.

OBJECT ORIENTED MODELING AND DESIGN
[As per Choice Based Credit System (CBCS) scheme]
(Effective from the academic year 2017-2018)
SEMESTER – V

Subject Code	17CS551	IA Marks	40
Number of Lecture Hours/Week	3	Exam Marks	60
Total Number of Lecture Hours	40	Exam Hours	03

CREDITS – 03

Module – 1	**Teaching Hours**
Introduction, Modelling Concepts and Class Modelling: What is Object orientation? What is OO development? OO Themes; Evidence for usefulness of OO development; OO modelling history. Modelling as Design technique: Modelling; abstraction; The Three models. Class Modelling: Object and Class Concept; Link and associations concepts; Generalization and Inheritance; A sample class model; Navigation of class models; Advanced Class Modelling, Advanced object and class concepts; Association ends; N-ary associations; Aggregation; Abstract classes; Multiple inheritance; Metadata; Reification; Constraints; Derived Data; Packages. **Text Book-1: Ch 1, 2, 3 and 4**	**8 Hours**
Module – 2	
UseCase Modelling and Detailed Requirements: Overview; Detailed object-oriented Requirements definitions; System Processes-A use case/Scenario view; Identifying Input and outputs-The System sequence diagram; Identifying Object Behaviour-The state chart Diagram; Integrated Object-oriented Models. **Text Book-2:Chapter- 6:Page 210 to 250**	**8 Hours**
Module – 3	
Process Overview, System Conception and Domain Analysis: Process Overview: Development stages; Development life Cycle; System Conception: Devising a system concept; elaborating a concept; preparing a problem statement. Domain Analysis: Overview of analysis; Domain Class model: Domain state model; Domain interaction model; Iterating the analysis. **Text Book-1:Chapter- 10,11,and 12**	**8 Hours**
Module – 4	
Use case Realization :The Design Discipline within up iterations: Object Oriented Design-The Bridge between Requirements and Implementation; Design Classes and Design within Class Diagrams; Interaction Diagrams-Realizing Use Case and defining methods; Designing with Communication Diagrams; Updating the Design Class Diagram; Package Diagrams-Structuring the Major Components; Implementation Issues for Three-Layer Design. **Text Book-2: Chapter 8: page 292 to 346**	**8 Hours**
Module – 5	
Design Patterns: Introduction; what is a design pattern?, Describing design patterns, the catalogue of design patterns, Organizing the catalogue, How design patterns solve design problems, how to select a design patterns, how to use a design pattern; Creational patterns: prototype and singleton (only); structural patterns adaptor and proxy (only). **Text Book-3: Ch-1: 1.1, 1.3, 1.4, 1.5, 1.6, 1.7, 1.8,Ch-3,Ch-4.**	**8 Hours**
Course outcomes: The students should be able to:	

- Describe the concepts of object-oriented and basic class modelling.
- Draw class diagrams, sequence diagrams and interaction diagrams to solve problems.
- Choose and apply a befitting design pattern for the given problem.

Question paper pattern:

The question paper will have TEN questions.
There will be TWO questions from each module.
Each question will have questions covering all the topics under a module.
The students will have to answer FIVE full questions, selecting ONE full question from each module.

Text Books:

1. Michael Blaha, James Rumbaugh: Object Oriented Modelling and Design with UML,2nd Edition, Pearson Education,2005
2. Satzinger, Jackson and Burd: Object-Oriented Analysis & Design with the Unified Process, Cengage Learning, 2005.
3. Erich Gamma, Richard Helm, Ralph Johnson and john Vlissides: Design Patterns – Elements of Reusable Object-Oriented Software, Pearson Education,2007.

Reference Books:

1. Grady Booch et. al.: Object-Oriented Analysis and Design with Applications,3rd Edition,Pearson Education,2007.
2. 2.Frank Buschmann, RegineMeunier, Hans Rohnert, Peter Sommerlad, Michel Stal: Pattern –Oriented Software Architecture. A system of patterns , Volume 1, John Wiley and Sons.2007.
3. 3. Booch, Jacobson, Rambaugh : Object-Oriented Analysis and Design with Applications, 3rd edition, pearson, Reprint 2013

INTRODUCTION TO SOFTWARE TESTING
[As per Choice Based Credit System (CBCS) scheme]
(Effective from the academic year 2017-2018)
SEMESTER – V

Subject Code	17CS552	IA Marks	40
Number of Lecture Hours/Week	3	Exam Marks	60
Total Number of Lecture Hours	40	Exam Hours	03

CREDITS – 03

Module – 1	**Teaching Hours**
Basics of Software Testing: Basic definitions, Software Quality , Requirements, Behaviour and Correctness, Correctness versus Reliability, Testing and Debugging, Test cases, Insights from a Venn diagram, Identifying test cases, Test-generation Strategies, Test Metrics, Error and fault taxonomies , Levels of testing, Testing and Verification, Static Testing. **Textbook 3: Ch 1:1.2 - 1.5, 3; Textbook 1: Ch 1**	**8 Hours**
Module – 2	
Problem Statements: Generalized pseudo code, the triangle problem, the NextDate function, the commission problem, the SATM (Simple Automatic Teller Machine) problem, the currency converter, Saturn windshield wiper **Functional Testing:** Boundary value analysis, Robustness testing, Worst-case testing, Robust Worst testing for triangle problem, NextDate problem and commission problem, Equivalence classes, Equivalence test cases for the triangle problem, NextDate function, and the commission problem, Guidelines and observations, Decision tables, Test cases for the triangle problem, NextDate function, and the commission problem, Guidelines and observations. **Textbook 1: Ch 2, 5, 6 & 7, Textbook 2: Ch 3**	**8 Hours**
Module – 3	
Fault Based Testing: Overview, Assumptions in fault based testing, Mutation analysis, Fault-based adequacy criteria, Variations on mutation analysis. **Structural Testing:** Overview, Statement testing, Branch testing, Condition testing, Path testing: DD paths, Test coverage metrics, Basis path testing, guidelines and observations, Data –Flow testing: Definition-Use testing, Slice-based testing, Guidelines and observations**.** **T2:Chapter 16, 12 T1:Chapter 9 & 10**	**8 Hours**
Module – 4	
Test Execution: Overview of test execution, from test case specification to test cases, Scaffolding, Generic versus specific scaffolding, Test oracles, Self-checks as oracles, Capture and replay **Process Framework :**Basic principles: Sensitivity, redundancy, restriction, partition, visibility, Feedback, the quality process, Planning and monitoring, Quality goals, Dependability properties ,Analysis Testing, Improving the process, Organizational factors. **Planning and Monitoring the Process:** Quality and process, Test and analysis strategies and plans, Risk planning, monitoring the process, Improving the process, the quality team. **T2: Chapter 17, 20.**	**8 Hours**
Module – 5	
Integration and Component-Based Software Testing: Overview, Integration testing strategies, Testing components and assemblies. System, Acceptance and	**8 Hours**

Regression Testing: Overview, System testing, Acceptance testing, Usability, Regression testing, Regression test selection techniques, Test case prioritization and selective execution. **Levels of Testing, Integration Testing:** Traditional view of testing levels, Alternative life-cycle models, The SATM system, Separating integration and system testing, A closer look at the SATM system, Decomposition-based, call graph-based, Path-based integrations**.** **T2: Chapter 21 & 22, T1 : Chapter 12 & 13**	

Course outcomes: The students should be able to:

- Identify test cases for any given problem.
- Compare the different testing techniques.
- Classify the problems according to a suitable testing model.
- Apply the appropriate technique for the design of flow graph.
- Create appropriate document for the software artefact.

Question paper pattern:

The question paper will have TEN questions.
There will be TWO questions from each module.
Each question will have questions covering all the topics under a module.
The students will have to answer FIVE full questions, selecting ONE full question from each module.

Text Books:

1. Paul C. Jorgensen: Software Testing, A Craftsman's Approach, 3rd Edition, Auerbach Publications, 2008.
2. Mauro Pezze, Michal Young: Software Testing and Analysis – Process, Principles and Techniques, Wiley India, 2009.
3. Aditya P Mathur: Foundations of Software Testing, Pearson Education, 2008.

Reference Books:

1. Software testing Principles and Practices – Gopalaswamy Ramesh, Srinivasan Desikan, 2 nd Edition, Pearson, 2007.
2. Software Testing – Ron Patton, 2nd edition, Pearson Education, 2004.
3. The Craft of Software Testing – Brian Marrick, Pearson Education, 1995.
4. Anirban Basu, Software Quality Assurance, Testing and Metrics, PHI, 2015
5. Naresh Chauhan, Software Testing, Oxford University press.

ADVANCED JAVA AND J2EE
[As per Choice Based Credit System (CBCS) scheme]
(Effective from the academic year 2017-2018)
SEMESTER – V

Subject Code	17CS553	IA Marks	40
Number of Lecture Hours/Week	3	Exam Marks	60
Total Number of Lecture Hours	40	Exam Hours	03

CREDITS – 03

Module – 1	**Teaching Hours**
Enumerations, Autoboxing and Annotations(metadata): Enumerations, Enumeration fundamentals, the values() and valueOf() Methods, java enumerations are class types, enumerations Inherits Enum, example, type wrappers, Autoboxing, Autoboxing and Methods, Autoboxing/Unboxing occurs in Expressions, Autoboxing/Unboxing, Boolean and character values, Autoboxing/Unboxing helps prevent errors, A word of Warning. Annotations, Annotation basics, specifying retention policy, Obtaining Annotations at run time by use of reflection, Annotated element Interface, Using Default values, Marker Annotations, Single Member annotations, Built-In annotations.	**8 Hours**
Module – 2	
The collections and Framework: Collections Overview, Recent Changes to Collections, The Collection Interfaces, The Collection Classes, Accessing a collection Via an Iterator, Storing User Defined Classes in Collections, The Random Access Interface, Working With Maps, Comparators, The Collection Algorithms, Why Generic Collections?, The legacy Classes and Interfaces, Parting Thoughts on Collections.	**8 Hours**
Module – 3	
String Handling **:**The String Constructors, String Length, Special String Operations, String Literals, String Concatenation, String Concatenation with Other Data Types, String Conversion and toString( ) Character Extraction, charAt( ), getChars( ), getBytes( ) toCharArray(), String Comparison, equals( ) and equalsIgnoreCase( ), regionMatches( ) startsWith( ) and endsWith( ), equals( ) Versus == , compareTo( ) Searching Strings, Modifying a String, substring( ), concat( ), replace( ), trim( ), Data Conversion Using valueOf( ), Changing the Case of Characters Within a String, Additional String Methods, StringBuffer , StringBuffer Constructors, length( ) and capacity( ), ensureCapacity( ), setLength( ), charAt( ) and setCharAt( ), getChars( ),append( ), insert( ), reverse( ), delete( ) and deleteCharAt( ), replace( ), substring( ), Additional StringBuffer Methods, StringBuilder **Text Book 1: Ch 15**	**8 Hours**
Module – 4	
Background; The Life Cycle of a Servlet; Using Tomcat for Servlet Development; A simple Servlet; The Servlet API; The Javax.servlet Package; Reading Servlet Parameter; The Javax.servlet.http package; Handling HTTP Requests and Responses; Using Cookies; Session Tracking. Java Server Pages (JSP): JSP, JSP Tags, Tomcat, Request String, User Sessions, Cookies, Session Objects	**8 Hours**

Text Book 1: Ch 31 Text Book 2: Ch 11	
Module – 5	
The Concept of JDBC; JDBC Driver Types; JDBC Packages; A Brief Overview of the JDBC process; Database Connection; Associating the JDBC/ODBC Bridge with the Database; Statement Objects; ResultSet; Transaction Processing; Metadata, Data types; Exceptions. **Text Book 2: Ch 06**	**8 Hours**

Course outcomes: The students should be able to:

- Interpret the need for advanced Java concepts like enumerations and collections in developing modular and efficient programs
- Build client-server applications and TCP/IP socket programs
- Illustrate database access and details for managing information using the JDBC API
- Describe how servlets fit into Java-based web application architecture
- Develop reusable software components using Java Beans

Question paper pattern:

The question paper will have TEN questions.
There will be TWO questions from each module.
Each question will have questions covering all the topics under a module.
The students will have to answer FIVE full questions, selecting ONE full question from each module.

Text Books:

1. Herbert Schildt: JAVA the Complete Reference, 7th/9th Edition, Tata McGraw Hill, 2007.
2. Jim Keogh: J2EE-TheCompleteReference, McGraw Hill, 2007.

Reference Books:

1. Y. Daniel Liang: Introduction to JAVA Programming, 7thEdition, Pearson Education, 2007.
2. Stephanie Bodoff et al: The J2EE Tutorial, 2nd Edition, Pearson Education,2004.
3. Uttam K Roy, Advanced JAVA programming, Oxford University press, 2015.

ADVANCED ALGORITHMS
[As per Choice Based Credit System (CBCS) scheme]
(Effective from the academic year 2017-2018)
SEMESTER – V

Subject Code	17CS554	IA Marks	40
Number of Lecture Hours/Week	3	Exam Marks	60
Total Number of Lecture Hours	40	Exam Hours	03

CREDITS – 03

Module – 1	**Teaching Hours**
Analysis Techniques: Growth functions, Recurrences and solution of recurrence equations; Amortized analysis: Aggregate, Accounting, and Potential methods, String Matching Algorithms: Naive Algorithm; Robin-Karp Algorithm, String matching with Finite Automata, Knuth-Morris-Pratt and Boyer-Moore Algorithms	**8 Hours**
Module – 2	
Number Theoretic Algorithms: Elementary notions, GCD, Modular arithmetic, Solving modular linear equations, The Chinese remainder theorem, Powers of an element RSA Cryptosystem, Primality testing, Integer factorization, - Huffman Codes, Polynomials. FFT-Huffman codes: Concepts, construction, Proof correctness of Huffman's algorithm; Representation of polynomials	**8 Hours**
Module – 3	
DFT and FFT efficient implementation of FFT, Graph Algorithms, Bellman-Ford Algorithm Shortest paths in a DAG, Johnson's Algorithm for sparse graphs, Flow networks and the Ford-Fulkerson Algorithm, Maximum bipartite matching.	**8 Hours**
Module – 4	
Computational Geometry-I: Geometric data structures using, C, Vectors, Points, Polygons, Edges Geometric objects in space; Finding the intersection of a line and a triangle, Finding star-shaped polygons using incremental insertion.	**8 Hours**
Module – 5	
Computational Geometry-II: Clipping: Cyrus-Beck and Sutherland-Hodman Algorithms; Triangulating, monotonic polygons; Convex hulls, Gift wrapping and Graham Scan; Removing hidden surfaces	**8 Hours**

Course outcomes: The students should be able to:

- Explain the principles of algorithms analysis approaches
- Apply different theoretic based strategies to solve problems
- Illustrate the complex signals and data flow in networks with usage of tools
- Describe the computational geometry criteria.

Question paper pattern:
The question paper will have TEN questions.
There will be TWO questions from each module.
Each question will have questions covering all the topics under a module.
The students will have to answer FIVE full questions, selecting ONE full question from each module.

Text Books:

1. Thomas H. Cormen et al: Introduction to Algorithms, Prentice Hall India, 1990
2. Michael J. Laszlo: Computational Geometry and Computer Graphics in C' Prentice Hall India, 1996

Reference Books:

1. E. Horowitz, S. Sahni and S. Rajasekaran, Fundamentals of Computer Algorithms, University Press, Second edition, 2007
2. Kenneth A Berman & Jerome L Paul, Algorithms, Cengage Learning, First Indian reprint, 2008

PROGRAMMING IN JAVA
[As per Choice Based Credit System (CBCS) scheme]
(Effective from the academic year 2017 -2018)
SEMESTER – V

Subject Code	17CS561	IA Marks	40
Number of Lecture Hours/Week	3	Exam Marks	60
Total Number of Lecture Hours	40	Exam Hours	03

CREDITS – 03

Module – 1	**Teaching Hours**
An Overview of Java: Object-Oriented Programming, A First Simple Program, A Second Short Program, Two Control Statements, Using Blocks of Code, Lexical Issues, The Java Class Libraries, Data Types, Variables, and Arrays: Java Is a Strongly Typed Language, The Primitive Types, Integers, Floating-Point Types, Characters, Booleans, A Closer Look at Literals, Variables, Type Conversion and Casting, Automatic Type Promotion in Expressions, Arrays, A Few Words About Strings **Text book 1: Ch 2, Ch 3**	**8 Hours**
Module – 2	
Operators: Arithmetic Operators, The Bitwise Operators, Relational Operators, Boolean Logical Operators, The Assignment Operator, The ? Operator, Operator Precedence, Using Parentheses, Control Statements: Java's Selection Statements, Iteration Statements, Jump Statements. **Text book 1: Ch 4, Ch 5**	**8 Hours**
Module – 3	
Introducing Classes: Class Fundamentals, Declaring Objects, Assigning Object Reference Variables, Introducing Methods, Constructors, The this Keyword, Garbage Collection, The finalize( ) Method, A Stack Class, A Closer Look at Methods and Classes: Overloading Methods, Using Objects as Parameters, A Closer Look at Argument Passing, Returning Objects, Recursion, Introducing Access Control, Understanding static, Introducing final, Arrays Revisited, Inheritance: Inheritance, Using super, Creating a Multilevel Hierarchy, When Constructors Are Called, Method Overriding, Dynamic Method Dispatch, Using Abstract Classes, Using final with Inheritance, The Object Class. **Text book 1: Ch 6, Ch 7.1-7.9, Ch 8.**	**8 Hours**
Module – 4	
Packages and Interfaces: Packages, Access Protection, Importing Packages, Interfaces, Exception Handling: Exception-Handling Fundamentals, Exception Types, Uncaught Exceptions, Using try and catch, Multiple catch Clauses, Nested try Statements, throw, throws, finally, Java's Built-in Exceptions, Creating Your Own Exception Subclasses, Chained Exceptions, Using Exceptions. **Text book 1: Ch 9, Ch 10**	**8 Hours**
Module – 5	
Enumerations, Type Wrappers, I/O, Applets, and Other Topics: I/O Basics, Reading Console Input, Writing Console Output, The PrintWriter Class, Reading and Writing Files, Applet Fundamentals, The transient and volatile Modifiers, Using instanceof, strictfp, Native Methods, Using assert, Static Import, Invoking Overloaded Constructors Through this( ), String Handling: The String	**8 Hours**

Constructors, String Length, Special String Operations, Character Extraction, String Comparison, Searching Strings, Modifying a String, Data Conversion Using valueOf( ), Changing the Case of Characters Within a String , Additional String Methods, StringBuffer, StringBuilder. **Text book 1: Ch 12.1,12.2, Ch 13, Ch 15**	

Course outcomes: The students should be able to:

- Explain the object-oriented concepts and JAVA.
- Develop computer programs to solve real world problems in Java.
- Develop simple GUI interfaces for a computer program to interact with users

Question paper pattern:

The question paper will have TEN questions.
There will be TWO questions from each module.
Each question will have questions covering all the topics under a module.
The students will have to answer FIVE full questions, selecting ONE full question from each module.

Text Books:

1. Herbert Schildt, Java The Complete Reference, 7th Edition, Tata McGraw Hill, 2007. (Chapters 2, 3, 4, 5, 6,7, 8, 9,10, 12,13,15)

Reference Books:

1. Mahesh Bhave and Sunil Patekar, "Programming with Java", First Edition, Pearson Education,2008, ISBN:9788131720806.
2. Rajkumar Buyya,S Thamarasi selvi, xingchen chu, Object oriented Programming with java, Tata McGraw Hill education private limited.
3. E Balagurusamy, Programming with Java A primer, Tata McGraw Hill companies.
4. Anita Seth and B L Juneja, JAVA One step Ahead, Oxford University Press, 2017.

ARTIFICIAL INTELLIGENCE
[As per Choice Based Credit System (CBCS) scheme]
(Effective from the academic year 2017 -2018)
SEMESTER – V

Subject Code	17CS562	IA Marks	40
Number of Lecture Hours/Week	3	Exam Marks	60
Total Number of Lecture Hours	40	Exam Hours	03

CREDITS – 03

Module – 1	**Teaching Hours**
What is artificial intelligence?, Problems, Problem Spaces and search, Heuristic search technique **TextBook1: Ch 1, 2 and 3**	**8 Hours**
Module – 2	
Knowledge Representation Issues, Using Predicate Logic, Representing knowledge using Rules, **TextBoook1: Ch 4, 5 and 6.**	**8 Hours**
Module – 3	
Symbolic Reasoning under Uncertainty, Statistical reasoning, Weak Slot and Filter Structures. **TextBoook1: Ch 7, 8 and 9.**	**8 Hours**
Module – 4	
Strong slot-and-filler structures, Game Playing. **TextBoook1: Ch 10 and 12**	**8 Hours**
Module – 5	
Natural Language Processing, Learning, Expert Systems. **TextBook1: Ch 15,17 and 20**	**8 Hours**

Course outcomes: The students should be able to:

- Identify the AI based problems
- Apply techniques to solve the AI problems
- Define learning and explain various learning techniques
- Discuss expert systems

Question paper pattern:
The question paper will have TEN questions.
There will be TWO questions from each module.
Each question will have questions covering all the topics under a module.
The students will have to answer FIVE full questions, selecting ONE full question from each module.

Text Books:

1. E. Rich , K. Knight & S. B. Nair - Artificial Intelligence, 3/e, McGraw Hill.

Reference Books:

1. Artificial Intelligence: A Modern Approach, Stuart Rusell, Peter Norving, Pearson Education 2nd Edition.
1. Dan W. Patterson, Introduction to Artificial Intelligence and Expert Systems – Prentice Hal of India.
2. G. Luger, "Artificial Intelligence: Structures and Strategies for complex problem

Solving", Fourth Edition, Pearson Education, 2002.
3. Artificial Intelligence and Expert Systems Development by D W Rolston-Mc Graw hill.
4. N.P. Padhy "Artificial Intelligence and Intelligent Systems" , Oxford University Press-2015

EMBEDDED SYSTEMS
[As per Choice Based Credit System (CBCS) scheme]
(Effective from the academic year 2017 -2018)
SEMESTER – V

Subject Code	17CS563	IA Marks	40
Number of Lecture Hours/Week	3	Exam Marks	60
Total Number of Lecture Hours	40	Exam Hours	03

CREDITS – 03

Module – 1	**Teaching Hours**
Introduction to embedded systems: Embedded systems, Processor embedded into a system, Embedded hardware units and device in a system, Embedded software in a system, Examples of embedded systems, Design process in embedded system, Formalization of system design, Design process and design examples, Classification of embedded systems, skills required for an embedded system designer.	**8 Hours**
Module – 2	
Devices and communication buses for devices network: IO types and example, Serial communication devices, Parallel device ports, Sophisticated interfacing features in device ports, Wireless devices, Timer and counting devices, Watchdog timer, Real time clock, Networked embedded systems, Serial bus communication protocols, Parallel bus device protocols-parallel communication internet using ISA, PCI, PCI-X and advanced buses, Internet enabled systems-network protocols, Wireless and mobile system protocols.	**8 Hours**
Module – 3	
Device drivers and interrupts and service mechanism: Programming-I/O busy-wait approach without interrupt service mechanism, ISR concept, Interrupt sources, Interrupt servicing (Handling) Mechanism, Multiple interrupts, Context and the periods for context switching, interrupt latency and deadline, Classification of processors interrupt service mechanism from Context-saving angle, Direct memory access, Device driver programming.	**8 Hours**
Module – 4	
Inter process communication and synchronization of processes, Threads and tasks: Multiple process in an application, Multiple threads in an application, Tasks, Task states, Task and Data, Clear-cut distinction between functions. ISRS and tasks by their characteristics, concept and semaphores, Shared data, Inter-process communication, Signal function, Semaphore functions, Message Queue functions, Mailbox functions, Pipe functions, Socket functions, RPC functions.	**8 Hours**
Module – 5	
Real-time operating systems: OS Services, Process management, Timer functions, Event functions, Memory management, Device, file and IO subsystems management, Interrupt routines in RTOS environment and handling of interrupt source calls, Real-time operating systems, Basic design using an RTOS, RTOS task scheduling models, interrupt latency and response of the tasks as performance metrics, OS security issues. Introduction to embedded software development process and tools, Host and target machines, Linking and location software.	**8 Hours**
Course outcomes: The students should be able to:	
• Distinguish the characteristics of embedded computer systems.	

- Identify the various vulnerabilities of embedded computer systems.
- Design and develop modules using RTOS.
- Explain RPC, threads and tasks

Question paper pattern:

The question paper will have TEN questions.
There will be TWO questions from each module.
Each question will have questions covering all the topics under a module.
The students will have to answer FIVE full questions, selecting ONE full question from each module.

Text Books:

1. Raj Kamal, "Embedded Systems: Architecture, Programming, and Design" 2nd / 3rd edition , Tata McGraw hill-2013.

Reference Books:

1. Marilyn Wolf, "Computer as Components, Principles of Embedded Computing System Design" 3rd edition, Elsevier-2014.

DOT NET FRAMEWORK FOR APPLICATION DEVELOPMENT
[As per Choice Based Credit System (CBCS) scheme]
(Effective from the academic year 2017 -2018)
SEMESTER – V

Subject Code	17CS564	IA Marks	40
Number of Lecture Hours/Week	3	Exam Marks	60
Total Number of Lecture Hours	40	Exam Hours	03

CREDITS – 03

Module – 1	**Teaching Hours**
Introducing Microsoft Visual C# and Microsoft Visual Studio 2015: Welcome to C#, Working with variables, operators and expressions, Writing methods and applying scope, Using decision statements, Using compound assignment and iteration statements, Managing errors and exceptions **T1: Chapter 1 – Chapter 6**	**8 Hours**
Module – 2	
Understanding the C# object model: Creating and Managing classes and objects, Understanding values and references, Creating value types with enumerations and structures, Using arrays **Textbook 1: Ch 7 to 10**	**8 Hours**
Module – 3	
Understanding parameter arrays, Working with inheritance, Creating interfaces and defining abstract classes, Using garbage collection and resource management **Textbook 1: Ch 11 to 14**	**8 Hours**
Module – 4	
Defining Extensible Types with C#: Implementing properties to access fields, Using indexers, Introducing generics, Using collections **Textbook 1: Ch 15 to 18**	**8 Hours**
Module – 5	
Enumerating Collections, Decoupling application logic and handling events, Querying in-memory data by using query expressions, Operator overloading **Textbook 1: Ch 19 to 22**	**8 Hours**

Course outcomes: The students should be able to:

- Build applications on Visual Studio .NET platform by understanding the syntax and semantics of C#
- Demonstrate Object Oriented Programming concepts in C# programming language
- Design custom interfaces for applications and leverage the available built-in interfaces in building complex applications.
- Illustrate the use of generics and collections in C#
- Compose queries to query in-memory data and define own operator behaviour

Question paper pattern:
The question paper will have TEN questions.
There will be TWO questions from each module.
Each question will have questions covering all the topics under a module.
The students will have to answer FIVE full questions, selecting ONE full question from each module.

Text Books:

1. John Sharp, Microsoft Visual C# Step by Step, 8th Edition, PHI Learning Pvt. Ltd. 2016

Reference Books:

1. Christian Nagel, "C# 6 and .NET Core 1.0", 1st Edition, Wiley India Pvt Ltd, 2016. Andrew Stellman and Jennifer Greene, "Head First C#", 3rd Edition, O'Reilly Publications, 2013.
2. Mark Michaelis, "Essential C# 6.0", 5th Edition, Pearson Education India, 2016.
3. Andrew Troelsen, "Prof C# 5.0 and the .NET 4.5 Framework", 6th Edition, Apress and Dreamtech Press, 2012.

CLOUD COMPUTING
[As per Choice Based Credit System (CBCS) scheme]
(Effective from the academic year 2017 -2018)
SEMESTER – V

Subject Code	17CS565	IA Marks	40
Number of Lecture Hours/Week	3	Exam Marks	60
Total Number of Lecture Hours	40	Exam Hours	03

CREDITS – 03

Module – 1	**Teaching Hours**
Introduction ,Cloud Computing at a Glance, The Vision of Cloud Computing, Defining a Cloud, A Closer Look, Cloud Computing Reference Model, Characteristics and Benefits, Challenges Ahead, Historical Developments, Distributed Systems, Virtualization, Web 2.0, Service-Oriented Computing, Utility-Oriented Computing, Building Cloud Computing Environments, Application Development, Infrastructure and System Development, Computing Platforms and Technologies, Amazon Web Services (AWS), Google AppEngine, Microsoft Azure, Hadoop, Force.com and Salesforce.com, Manjrasoft Aneka Virtualization, Introduction, Characteristics of Virtualized, Environments Taxonomy of Virtualization Techniques, Execution Virtualization, Other Types of Virtualization, Virtualization and Cloud Computing, Pros and Cons of Virtualization, Technology	**8 Hours**
Module – 2	
Cloud Computing Architecture, Introduction, Cloud Reference Model, Architecture, Infrastructure / Hardware as a Service, Platform as a Service, Software as a Service, Types of Clouds, Public Clouds, Private Clouds, Hybrid Clouds, Community Clouds, Economics of the Cloud, Open Challenges, Cloud Definition, Cloud Interoperability and Standards Scalability and Fault Tolerance Security, Trust, and Privacy Organizational Aspects Aneka: Cloud Application Platform, Framework Overview, Anatomy of the Aneka Container, From the Ground Up: Platform Abstraction Layer, Fabric Services, foundation Services, Application Services, Building Aneka Clouds, Infrastructure Organization, Logical Organization, Private Cloud Deployment Mode, Public Cloud Deployment Mode, Hybrid Cloud Deployment Mode, Cloud Programming and Management, Aneka SDK, Management Tools	**8 Hours**
Module – 3	
Concurrent Computing: Thread Programming, Introducing Parallelism for Single Machine Computation, Programming Applications with Threads, What is a Thread?, Thread APIs, Techniques for Parallel Computation with Threads, Multithreading with Aneka, Introducing the Thread Programming Model, Aneka Thread vs. Common Threads, Programming Applications with Aneka Threads, Aneka Threads Application Model, Domain Decomposition: Matrix Multiplication, Functional Decomposition: Sine, Cosine, and Tangent. High-Throughput Computing: Task Programming, Task Computing, Characterizing a Task, Computing Categories, Frameworks for Task Computing, Task-based Application Models, Embarrassingly Parallel Applications, Parameter Sweep Applications, MPI Applications, Workflow Applications with Task Dependencies, Aneka Task-Based Programming, Task Programming	**8 Hours**

Model, Developing Applications with the Task Model, Developing Parameter Sweep Application, Managing Workflows.	
Module – 4	
Data Intensive Computing: Map-Reduce Programming, What is Data-Intensive Computing?, Characterizing Data-Intensive Computations, Challenges Ahead, Historical Perspective, Technologies for Data-Intensive Computing, Storage Systems, Programming Platforms, Aneka MapReduce Programming, Introducing the MapReduce Programming Model, Example Application	**8 Hours**
Module – 5	
Cloud Platforms in Industry, Amazon Web Services, Compute Services, Storage Services, Communication Services, Additional Services, Google AppEngine, Architecture and Core Concepts, Application Life-Cycle, Cost Model, Observations, Microsoft Azure, Azure Core Concepts, SQL Azure, Windows Azure Platform Appliance. Cloud Applications Scientific Applications, Healthcare: ECG Analysis in the Cloud, , Social Networking, Media Applications, Multiplayer Online Gaming.	**8 Hours**
Course outcomes: The students should be able to:	
• Explain the concepts and terminologies of cloud computing • Demonstrate cloud frameworks and technologies • Define data intensive computing • Demonstrate cloud applications	
Question paper pattern: The question paper will have ten questions. There will be 2 questions from each module. Each question will have questions covering all the topics under a module. The students will have to answer 5 full questions, selecting one full question from each module.	
Text Books: 1. Rajkumar Buyya, Christian Vecchiola, and Thamarai Selvi Mastering Cloud. Computing McGraw Hill Education	
Reference Books:	
NIL	

COMPUTER NETWORK LABORATORY
[As per Choice Based Credit System (CBCS) scheme]
(Effective from the academic year 2017-2018)
SEMESTER – V

Subject Code	17CSL57	IA Marks	40
Number of Lecture Hours/Week	01I + 02P	Exam Marks	60
Total Number of Lecture Hours	40	Exam Hours	03

CREDITS – 02

Description (If any):

For the experiments below modify the topology and parameters set for the experiment and take multiple rounds of reading and analyze the results available in log files. Plot necessary graphs and conclude. Use NS2/NS3.

Lab Experiments:

PART A

1. Implement three nodes point – to – point network with duplex links between them. Set the queue size, vary the bandwidth and find the number of packets dropped.
2. Implement transmission of ping messages/trace route over a network topology consisting of 6 nodes and find the number of packets dropped due to congestion.
3. Implement an Ethernet LAN using n nodes and set multiple traffic nodes and plot congestion window for different source / destination.
4. Implement simple ESS and with transmitting nodes in wire-less LAN by simulation and determine the performance with respect to transmission of packets.
5. Implement and study the performance of GSM on NS2/NS3 (Using MAC layer) or equivalent environment.
6. Implement and study the performance of CDMA on NS2/NS3 (Using stack called Call net) or equivalent environment.

PART B

Implement the following in Java:

7. Write a program for error detecting code using CRC-CCITT (16- bits).
8. Write a program to find the shortest path between vertices using bellman-ford algorithm.
9. Using TCP/IP sockets, write a client – server program to make the client send the file name and to make the server send back the contents of the requested file if present.
10. Write a program on datagram socket for client/server to display the messages on client side, typed at the server side.
11. Write a program for simple RSA algorithm to encrypt and decrypt the data.
12. Write a program for congestion control using leaky bucket algorithm.

Study Experiment / Project:

NIL

Course outcomes: The students should be able to:

- Analyze and Compare various networking protocols.
- Demonstrate the working of different concepts of networking.
- Implement and analyze networking protocols in NS2 / NS3

Conduction of Practical Examination:

1. All laboratory experiments are to be included for practical examination.
2. Students are allowed to pick one experiment from part A and part B with lot.
3. Strictly follow the instructions as printed on the cover page of answer script

4. Marks distribution: Procedure + Conduction + Viva: 100

Part A: 8+35+7 =50

Part B: 8+35+7 =50

5. Change of experiment is allowed only once and marks allotted to the procedure part to be made zero.

DBMS LABORATORY WITH MINI PROJECT
[As per Choice Based Credit System (CBCS) scheme]
(Effective from the academic year 2017-2018)
SEMESTER – V

Subject Code	17CSL58	IA Marks	40
Number of Lecture Hours/Week	01I + 02P	Exam Marks	60
Total Number of Lecture Hours	40	Exam Hours	03

CREDITS – 02

Description (If any):

PART-A: SQL Programming (Max. Exam Mks. 50)

- Design, develop, and implement the specified queries for the following problems using Oracle, MySQL, MS SQL Server, or any other DBMS under LINUX/Windows environment.
- Create Schema and insert at least 5 records for each table. Add appropriate database constraints.

PART-B: Mini Project (Max. Exam Mks. 30)

- Use Java, C#, PHP, Python, or any other similar front-end tool. All applications must be demonstrated on desktop/laptop as a stand-alone or web based application (Mobile apps on Android/IOS are not permitted.)

Lab Experiments:

Part A: SQL Programming

1 Consider the following schema for a Library Database:
BOOK(Book_id, Title, Publisher_Name, Pub_Year)
BOOK_AUTHORS(Book_id, Author_Name)
PUBLISHER(Name, Address, Phone)
BOOK_COPIES(Book_id, Branch_id, No-of_Copies)
BOOK_LENDING(Book_id, Branch_id, Card_No, Date_Out, Due_Date)
LIBRARY_BRANCH(Branch_id, Branch_Name, Address)
Write SQL queries to

1. Retrieve details of all books in the library – id, title, name of publisher, authors, number of copies in each branch, etc.
2. Get the particulars of borrowers who have borrowed more than 3 books, but from Jan 2017 to Jun 2017.
3. Delete a book in BOOK table. Update the contents of other tables to reflect this data manipulation operation.
4. Partition the BOOK table based on year of publication. Demonstrate its working with a simple query.
5. Create a view of all books and its number of copies that are currently available in the Library.

2 Consider the following schema for Order Database:
SALESMAN(Salesman_id, Name, City, Commission)
CUSTOMER(Customer_id, Cust_Name, City, Grade, Salesman_id)
ORDERS(Ord_No, Purchase_Amt, Ord_Date, Customer_id, Salesman_id)
Write SQL queries to

1. Count the customers with grades above Bangalore's average.
2. Find the name and numbers of all salesman who had more than one customer.
3. List all the salesman and indicate those who have and don't have customers in their cities (Use UNION operation.)
4. Create a view that finds the salesman who has the customer with the highest order of a day.

	5. Demonstrate the DELETE operation by removing salesman with id 1000. All his orders must also be deleted.
3	Consider the schema for Movie Database: ACTOR(Act_id, Act_Name, Act_Gender) DIRECTOR(Dir_id, Dir_Name, Dir_Phone) MOVIES(Mov_id, Mov_Title, Mov_Year, Mov_Lang, Dir_id) MOVIE_CAST(Act_id, Mov_id, Role) RATING(Mov_id, Rev_Stars) Write SQL queries to 1. List the titles of all movies directed by 'Hitchcock'. 2. Find the movie names where one or more actors acted in two or more movies. 3. List all actors who acted in a movie before 2000 and also in a movie after 2015 (use JOIN operation). 4. Find the title of movies and number of stars for each movie that has at least one rating and find the highest number of stars that movie received. Sort the result by movie title. 5. Update rating of all movies directed by 'Steven Spielberg' to 5.
4	Consider the schema for College Database: STUDENT(USN, SName, Address, Phone, Gender) SEMSEC(SSID, Sem, Sec) CLASS(USN, SSID) SUBJECT(Subcode, Title, Sem, Credits) IAMARKS(USN, Subcode, SSID, Test1, Test2, Test3, FinalIA) Write SQL queries to 1. List all the student details studying in fourth semester 'C' section. 2. Compute the total number of male and female students in each semester and in each section. 3. Create a view of Test1 marks of student USN '1BI17CS101' in all subjects. 4. Calculate the FinalIA (average of best two test marks) and update the corresponding table for all students. 5. Categorize students based on the following criterion: If FinalIA = 17 to 20 then CAT = 'Outstanding' If FinalIA = 12 to 16 then CAT = 'Average' If FinalIA< 12 then CAT = 'Weak' Give these details only for 8th semester A, B, and C section students.
5	Consider the schema for Company Database: EMPLOYEE(SSN, Name, Address, Sex, Salary, SuperSSN, DNo) DEPARTMENT(DNo, DName, MgrSSN, MgrStartDate) DLOCATION(DNo,DLoc) PROJECT(PNo, PName, PLocation, DNo) WORKS_ON(SSN, PNo, Hours) Write SQL queries to 1. Make a list of all project numbers for projects that involve an employee whose last name is 'Scott', either as a worker or as a manager of the department that controls the project. 2. Show the resulting salaries if every employee working on the 'IoT' project is given a 10 percent raise. 3. Find the sum of the salaries of all employees of the 'Accounts' department, as well as the maximum salary, the minimum salary, and the average salary in this department

	4. Retrieve the name of each employee who works on all the projects controlledby department number 5 (use NOT EXISTS operator). 5. For each department that has more than five employees, retrieve the department number and the number of its employees who are making more than Rs. 6,00,000.
Part B: Mini project	
• For any problem selected, write the ER Diagram, apply ER-mapping rules, normalize the relations, and follow the application development process. • Make sure that the application should have five or more tables, at least one trigger and one stored procedure, using suitable frontend tool. • Indicative areas include; health care, education, industry, transport, supply chain, etc.	
Course outcomes: The students should be able to:	
• Use Structured Query Language (SQL) for database Creation and manipulation. • Demonstrate the working of different concepts of DBMS • Implement and test the project developed for an application.	
Conduction of Practical Examination: 1. All laboratory experiments from part A are to be included for practical examination. 2. Mini project has to be evaluated for 40 Marks. 3. Report should be prepared in a standard format prescribed for project work. 4. Students are allowed to pick one experiment from the lot. 5. Strictly follow the instructions as printed on the cover page of answer script. 6. Marks distribution: a) Part A: Procedure + Conduction + Viva: **09 + 42 +09 =60 Marks** 7. Part B: Demonstration + Report + Viva voce = **20+14+06 = 40** Marks 8. Change of experiment is allowed only once and marks allotted to the procedure part to be made zero.	

CRYPTOGRAPHY, NETWORK SECURITY AND CYBER LAW
[As per Choice Based Credit System (CBCS) scheme]
(Effective from the academic year 2017 - 2018)
SEMESTER – VI

Subject Code	17CS61	IA Marks	40
Number of Lecture Hours/Week	4	Exam Marks	60
Total Number of Lecture Hours	50	Exam Hours	03

CREDITS – 04

Module – 1	**Teaching Hours**
Introduction - Cyber Attacks, Defence Strategies and Techniques, Guiding Principles, Mathematical Background for Cryptography - Modulo Arithmetic's, The Greatest Comma Divisor, Useful Algebraic Structures, Chinese Remainder Theorem, Basics of Cryptography - Preliminaries, Elementary Substitution Ciphers, Elementary Transport Ciphers, Other Cipher Properties, Secret Key Cryptography – Product Ciphers, DES Construction.	**10 Hours**
Module – 2	
Public Key Cryptography and RSA – RSA Operations, Why Does RSA Work?, Performance, Applications, Practical Issues, Public Key Cryptography Standard (PKCS), Cryptographic Hash - Introduction, Properties, Construction, Applications and Performance, The Birthday Attack, Discrete Logarithm and its Applications - Introduction, Diffie-Hellman Key Exchange, Other Applications.	**10 Hours**
Module – 3	
Key Management - Introduction, Digital Certificates, Public Key Infrastructure, Identity–based Encryption, Authentication–I - One way Authentication, Mutual Authentication, Dictionary Attacks, Authentication – II – Centalised Authentication, The Needham-Schroeder Protocol, Kerberos, Biometrics, IPSec-Security at the Network Layer – Security at Different layers: Pros and Cons, IPSec in Action, Internet Key Exchange (IKE) Protocol, Security Policy and IPSEC, Virtual Private Networks, Security at the Transport Layer - Introduction, SSL Handshake Protocol, SSL Record Layer Protocol, OpenSSL.	**10 Hours**
Module – 4	
IEEE 802.11 Wireless LAN Security - Background, Authentication, Confidentiality and Integrity, Viruses, Worms, and Other Malware, Firewalls – Basics, Practical Issues, Intrusion Prevention and Detection - Introduction, Prevention Versus Detection, Types of Instruction Detection Systems, DDoS Attacks Prevention/Detection, Web Service Security – Motivation, Technologies for Web Services, WS- Security, SAML, Other Standards.	**10 Hours**
Module – 5	
IT act aim and objectives, Scope of the act, Major Concepts, Important provisions, Attribution, acknowledgement, and dispatch of electronic records, Secure electronic records and secure digital signatures, Regulation of certifying authorities: Appointment of Controller and Other officers, Digital Signature certificates, Duties of Subscribers, Penalties and adjudication, The cyber regulations appellate tribunal, Offences, Network service providers not to be liable in certain cases, Miscellaneous Provisions.	**10 Hours**

Course outcomes: The students should be able to:

- Discuss the cryptography and its need to various applications
- Design and Develop simple cryptography algorithms

- Understand the cyber security and need cyber Law

Question paper pattern:

The question paper will have TEN questions.
There will be TWO questions from each module.
Each question will have questions covering all the topics under a module.
The students will have to answer FIVE full questions, selecting ONE full question from each module.

Text Books:

1. Cryptography, Network Security and Cyber Laws – Bernard Menezes, Cengage Learning, 2010 edition (Chapters-1,3,4,5,6,7,8,9,10,11,12,13,14,15,19(19.1-19.5),21(21.1-21.2),22(22.1-22.4),25

Reference Books:

1. Cryptography and Network Security- Behrouz A Forouzan, DebdeepMukhopadhyay, Mc-GrawHill, 3rd Edition, 2015
2. Cryptography and Network Security- William Stallings, Pearson Education, 7th Edition
3. Cyber Law simplified- VivekSood, Mc-GrawHill, 11th reprint , 2013
4. Cyber security and Cyber Laws, Alfred Basta, Nadine Basta, Mary brown, ravindrakumar, Cengage learning

COMPUTER GRAPHICS AND VISUALIZATION
[As per Choice Based Credit System (CBCS) scheme]
(Effective from the academic year 2017 - 2018)
SEMESTER – VI

Subject Code	17CS62	IA Marks	40
Number of Lecture Hours/Week	4	Exam Marks	60
Total Number of Lecture Hours	50	Exam Hours	03

CREDITS – 04

Module – 1	**Teaching Hours**
Overview: Computer Graphics and OpenGL: Computer Graphics:Basics of computer graphics, Application of Computer Graphics, Video Display Devices: Random Scan and Raster Scan displays, color CRT monitors, Flat panel displays. Raster-scan systems: video controller, raster scan Display processor, graphics workstations and viewing systems, Input devices, graphics networks, graphics on the internet, graphics software. OpenGL: Introduction to OpenGL ,coordinate reference frames, specifying two-dimensional world coordinate reference frames in OpenGL, OpenGL point functions, OpenGL line functions, point attributes, line attributes, curve attributes, OpenGL point attribute functions, OpenGL line attribute functions, Line drawing algorithms(DDA, Bresenham's), circle generation algorithms(Bresenham's). **Text-1:Chapter -1: 1-1 to 1-9,2-1 to 2-9 (Excluding 2-5),3-1 to 3-5,3-9,3-20**	**10 Hours**
Module – 2	
Fill area Primitives, 2D Geometric Transformations and 2D viewing: Fill area Primitives: Polygon fill-areas, OpenGL polygon fill area functions, fill area attributes, general scan line polygon fill algorithm, OpenGL fill-area attribute functions. 2DGeometric Transformations: Basic 2D Geometric Transformations, matrix representations and homogeneous coordinates. Inverse transformations, 2DComposite transformations, other 2D transformations, raster methods for geometric transformations, OpenGL raster transformations, OpenGL geometric transformations function, 2D viewing: 2D viewing pipeline, OpenGL 2D viewing functions. **Text-1:Chapter 3-14 to 3-16,4-9,4-10,4-14,5-1 to 5-7,5-17,6-1,6-4**	**10 Hours**
Module – 3	
Clipping,3D Geometric Transformations, Color and Illumination Models: Clipping: clipping window, normalization and viewport transformations, clipping algorithms,2D point clipping, 2D line clipping algorithms: cohen-sutherland line clipping only -polygon fill area clipping: Sutherland-Hodgeman polygon clipping algorithm only.3DGeometric Transformations: 3D translation, rotation, scaling, composite 3D transformations, other 3D transformations, affine transformations, OpenGL geometric transformations functions. Color Models: Properties of light, color models, RGB and CMY color models. Illumination Models: Light sources, basic illumination models-Ambient light, diffuse reflection, specular and phong model, Corresponding openGL functions. **Text-1:Chapter :6-2 to 6-08 (Excluding 6-4),5-9 to 5-17(Excluding 5-15),12-1,12-2,12-4,12-6,10-1,10-3**	**10 Hours**
Module – 4	
3D Viewing and Visible Surface Detection: 3DViewing:3D viewing concepts, 3D viewing pipeline, 3D viewing coordinate parameters , Transformation from	**10 Hours**

world to viewing coordinates, Projection transformation, orthogonal projections, perspective projections, The viewport transformation and 3D screen coordinates. OpenGL 3D viewing functions. Visible Surface Detection Methods: Classification of visible surface Detection algorithms, back face detection, depth buffer method and OpenGL visibility detection functions. **Text-1:Chapter: 7-1 to 7-10(Excluding 7-7), 9-1 to 9-3, 9-14**	
Module – 5	
Input& interaction, Curves and Computer Animation: Input and Interaction: Input devices, clients and servers, Display Lists, Display Lists and Modelling, Programming Event Driven Input, Menus Picking, Building Interactive Models, Animating Interactive programs, Design of Interactive programs, Logic operations .Curved surfaces, quadric surfaces, OpenGL Quadric-Surface and Cubic-Surface Functions, Bezier Spline Curves, Bezier surfaces, OpenGL curve functions. Corresponding openGL functions. **Text-1:Chapter :8-3 to 8-6 (Excluding 8-5),8-9,8-10,8-11,3-8,8-18,13-11,3-2,13-3,13-4,13-10** **Text-2:Chapter 3: 3-1 to 3.11: Input& interaction**	**10 Hours**
Course outcomes: The students should be able to:	
• Design and implement algorithms for 2D graphics primitives and attributes. • Illustrate Geometric transformations on both 2D and 3D objects. • Understand the concepts of clipping and visible surface detection in 2D and 3D viewing, and Illumination Models. • Discussabout suitable hardware and software for developing graphics packages using OpenGL.	
Question paper pattern: The question paper will have TEN questions. There will be TWO questions from each module. Each question will have questions covering all the topics under a module. The students will have to answer FIVE full questions, selecting ONE full question from each module.	
Text Books:	
1. Donald Hearn & Pauline Baker: Computer Graphics with OpenGL Version,3rd/ 4thEdition, Pearson Education,2011 2. Edward Angel: Interactive Computer Graphics- A Top Down approach with OpenGL, 5th edition. Pearson Education, 2008	
Reference Books:	
1. James D Foley, Andries Van Dam, Steven K Feiner, John F Huges Computer graphics with OpenGL: pearson education 2. Xiang, Plastock : Computer Graphics , sham's outline series, 2nd edition, TMG. 3. Kelvin Sung, Peter Shirley, steven Baer : Interactive Computer Graphics, concepts and applications, Cengage Learning 4. M MRaiker, Computer Graphics using OpenGL, Filip learning/Elsevier	

SYSTEM SOFTWARE AND COMPILER DESIGN
[As per Choice Based Credit System (CBCS) scheme]
(Effective from the academic year 2017 - 2018)
SEMESTER – VI

Subject Code	17CS63	IA Marks	40
Number of Lecture Hours/Week	4	Exam Marks	60
Total Number of Lecture Hours	50	Exam Hours	03

CREDITS – 04

Module – 1	**Teaching Hours**
Introduction to System Software, Machine Architecture of SIC and SIC/XE. **Assemblers:** Basic assembler functions, machine dependent assembler features, machine independent assembler features, assembler design options. **Macroprocessors:** Basicmacro processor functions, **Text book 1: Chapter 1: 1.1,1.2,1.3.1,1.3.2, Chapter2 : 2.1-2.4,Chapter4: 4.1.1,4.1.2**	**10 Hours**
Module – 2	
Loaders and Linkers: Basic Loader Functions**,** Machine Dependent Loader Features, Machine Independent Loader Features, Loader Design Options, Implementation Examples. **Text book 1 : Chapter 3 ,3.1 -3.5**	**10 Hours**
Module – 3	
Introduction: Language Processors, The structure of a compiler, The evaluation of programming languages, The science of building compiler, Applications of compiler technology, Programming language basics **Lexical Analysis:** The role of lexical analyzer, Input buffering, Specifications of token, recognition of tokens, lexical analyzer generator, Finite automate. **Text book 2:Chapter 1 1.1-1.6 Chapter 3 3.1 – 3.6**	**10 Hours**
Module – 4	
Syntax Analysis: Introduction, Role Of Parsers, Context Free Grammars, Writing a grammar, Top Down Parsers, Bottom-Up Parsers, Operator-Precedence Parsing **Text book 2: Chapter 4 4.1 4.2 4.3 4.4 4.5 4.6 Text book 1 : 5.1.3**	**10 Hours**
Module – 5	
Syntax Directed Translation, Intermediate code generation, Code generation **Text book 2: Chapter 5.1, 5.2, 5.3, 6.1, 6.2, 8.1, 8.2**	**10 Hours**

Course outcomes: The students should be able to:

- Illustrate system software such as assemblers, loaders, linkers and macroprocessors
- Design and develop lexical analyzers, parsers and code generators
- Discuss about lex and yacc tools for implementing different concepts of system software

Question paper pattern:
The question paper will have TEN questions.
There will be TWO questions from each module.
Each question will have questions covering all the topics under a module.
The students will have to answer FIVE full questions, selecting ONE full question from each module.

Text Books:

1. System Software by Leland. L. Beck, D Manjula, 3rd edition, 2012

2. Compilers-Principles, Techniques and Tools by Alfred V Aho, Monica S. Lam, Ravi Sethi, Jeffrey D. Ullman. Pearson, 2nd edition, 2007

Reference Books:

1. Systems programming – Srimanta Pal , Oxford university press, 2016
2. System programming and Compiler Design, K C Louden, Cengage Learning
3. System software and operating system by D. M. Dhamdhere TMG
4. Compiler Design, K Muneeswaran, Oxford University Press 2013.

OPERATING SYSTEMS
[As per Choice Based Credit System (CBCS) scheme]
(Effective from the academic year 2017 - 2018)
SEMESTER – VI

Subject Code	17CS64	IA Marks	40
Number of Lecture Hours/Week	4	Exam Marks	60
Total Number of Lecture Hours	50	Exam Hours	03

CREDITS – 04

Module – 1	**Teaching Hours**
Introduction to operating systems, System structures: What operating systems do; Computer System organization; Computer System architecture; Operating System structure; Operating System operations; Process management; Memory management; Storage management; Protection and Security; Distributed system; Special-purpose systems; Computing environments. Operating System Services; User - Operating System interface; System calls; Types of system calls; System programs; Operating system design and implementation; Operating System structure; Virtual machines; Operating System generation; System boot. **Process Management** Process concept; Process scheduling; Operations on processes; Inter process communication	**10 Hours**
Module – 2	
Multi-threaded Programming: Overview; Multithreading models; Thread Libraries; Threading issues. Process Scheduling: Basic concepts; Scheduling Criteria; Scheduling Algorithms; Multiple-processor scheduling; Thread scheduling. **Process Synchronization:** Synchronization: The critical section problem; Peterson's solution; Synchronization hardware; Semaphores; Classical problems of synchronization; Monitors.	**10 Hours**
Module – 3	
Deadlocks : Deadlocks; System model; Deadlock characterization; Methods for handling deadlocks; Deadlock prevention; Deadlock avoidance; Deadlock detection and recovery from deadlock. **Memory Management:** Memory management strategies: Background; Swapping; Contiguous memory allocation; Paging; Structure of page table; Segmentation.	**10 Hours**
Module – 4	
Virtual Memory Management: Background; Demand paging; Copy-on-write; Page replacement; Allocation of frames; Thrashing. **File System, Implementation of File System:** File system: File concept; Access methods; Directory structure; File system mounting; File sharing; Protection: Implementing File system: File system structure; File system implementation; Directory implementation; Allocation methods; Free space management.	**10 Hours**
Module – 5	
Secondary Storage Structures, Protection: Mass storage structures; Disk structure; Disk attachment; Disk scheduling; Disk management; Swap space management. Protection: Goals of protection, Principles of protection, Domain of protection, Access matrix, Implementation of access matrix, Access control, Revocation of access rights, Capability- Based systems. **Case Study: The Linux Operating System:** Linux history; Design principles; Kernel modules; Process management; Scheduling; Memory Management; File systems, Input and output;	**10 Hours**

Inter-process communication.	

Course outcomes: The students should be able to:

- Demonstrate need for OS and different types of OS
- Discuss suitable techniques for management of different resources
- Illustrate processor, memory, storage and file system commands
- Explain the different concepts of OS in platform of usage through case studies

Question paper pattern:

The question paper will have TEN questions.
There will be TWO questions from each module.
Each question will have questions covering all the topics under a module.
The students will have to answer FIVE full questions, selecting ONE full question from each module.

Text Books:

1. Abraham Silberschatz, Peter Baer Galvin, Greg Gagne, Operating System Principles 7th edition, Wiley-India, 2006.

Reference Books

1. Ann McHoes Ida M Fylnn, Understanding Operating System, Cengage Learning, 6th Edition
2. D.M Dhamdhere, Operating Systems: A Concept Based Approach 3rd Ed, McGraw-Hill, 2013.
3. P.C.P. Bhatt, An Introduction to Operating Systems: Concepts and Practice 4th Edition, PHI(EEE), 2014.
4. William Stallings Operating Systems: Internals and Design Principles, 6th Edition, Pearson.

DATA MINING AND DATA WAREHOUSING
[As per Choice Based Credit System (CBCS) scheme]
(Effective from the academic year 2017 - 2018)
SEMESTER – VI

Subject Code	17CS651	IA Marks	40
Number of Lecture Hours/Week	3	Exam Marks	60
Total Number of Lecture Hours	40	Exam Hours	03

CREDITS – 03

Module – 1	**Teaching Hours**
Data Warehousing&modeling: Basic Concepts: Data Warehousing: A multitier Architecture, Data warehouse models: Enterprise warehouse,Data mart and virtual warehouse, Extraction, Transformation and loading, Data Cube: A multidimensional data model, Stars, Snowflakes and Fact constellations: Schemas for multidimensional Data models, Dimensions: The role of concept Hierarchies, Measures: Their Categorization and computation, Typical OLAP Operations.	**8 Hours**
Module – 2	
Data warehouse implementation& Data mining: Efficient Data Cube computation: An overview, Indexing OLAP Data: Bitmap index and join index, Efficient processing of OLAP Queries, OLAP server Architecture ROLAP versus MOLAP Versus HOLAP.**:** Introduction: What is data mining, Challenges, Data Mining Tasks, Data: Types of Data, Data Quality, Data Preprocessing, Measures of Similarity and Dissimilarity,	**8 Hours**
Module – 3	
Association Analysis: Association Analysis: Problem Definition, Frequent Item set Generation, Rule generation. Alternative Methods for Generating Frequent Item sets, FP-Growth Algorithm, Evaluation of Association Patterns.	**8 Hours**
Module – 4	
Classification : Decision Trees Induction,Method for Comparing Classifiers, Rule Based Classifiers, Nearest Neighbor Classifiers,Bayesian Classifiers.	**8 Hours**
Module – 5	
Clustering Analysis: Overview, K-Means, Agglomerative Hierarchical Clustering, DBSCAN, Cluster Evaluation, Density-Based Clustering, Graph-Based Clustering, Scalable Clustering Algorithms.	**8 Hours**

Course outcomes: The students should be able to:

- Understands data mining problems and implement the data warehouse
- Demonstrate the association rules for a given data pattern.
- Discuss between classification and clustering solution.

Question paper pattern:
The question paper will have TEN questions.
There will be TWO questions from each module.
Each question will have questions covering all the topics under a module.
The students will have to answer FIVE full questions, selecting ONE full question from each module.

Text Books:

1. Pang-Ning Tan, Michael Steinbach, Vipin Kumar: Introduction to Data Mining,

Pearson, First impression,2014.
2. Jiawei Han, MichelineKamber, Jian Pei: Data Mining -Concepts and Techniques, 3rd Edition,Morgan Kaufmann Publisher, 2012.

Reference Books:

1. Sam Anahory, Dennis Murray: Data Warehousing in the Real World, Pearson,Tenth Impression,2012.
2. Michael.J.Berry,Gordon.S.Linoff: Mastering Data Mining , Wiley Edition, second edtion,2012.

SOFTWARE ARCHITECTURE AND DESIGN PATTERNS
[As per Choice Based Credit System (CBCS) scheme]
(Effective from the academic year 2017 - 2018)
SEMESTER – VI

Subject Code	17CS652	IA Marks	40
Number of Lecture Hours/Week	3	Exam Marks	60
Total Number of Lecture Hours	40	Exam Hours	03

CREDITS – 03

Module – 1	**Teaching Hours**
Introduction: what is a design pattern? describing design patterns, the catalog of design pattern, organizing the catalog, how design patterns solve design problems, how to select a design pattern, how to use a design pattern. What is object-oriented development? , key concepts of object oriented design other related concepts, benefits and drawbacks of the paradigm	**8 Hours**
Module – 2	
Analysis a System: overview of the analysis phase, stage 1: gathering the requirements functional requirements specification, defining conceptual classes and relationships, using the knowledge of the domain. Design and Implementation, discussions and further reading.	**8 Hours**
Module – 3	
Design Pattern Catalog: Structural patterns, Adapter, bridge, composite, decorator, facade, flyweight, proxy.	**8 Hours**
Module – 4	
Interactive systems and the MVC architecture:Introduction , The MVC architectural pattern, analyzing a simple drawing program , designing the system, designing of the subsystems, getting into implementation , implementing undo operation , drawing incomplete items, adding a new feature , pattern based solutions.	**8 Hours**
Module – 5	
Designing with Distributed Objects: Client server system, java remote method invocation, implementing an object oriented system on the web (discussions and further reading) a note on input and output, selection statements, loops arrays.	**8 Hours**

Course outcomes: The students should be able to:

- Design and implement codes with higher performance and lower complexity
- Demonstrate code qualities needed to keep code flexible
- Illustrate design principles and be able to assess the quality of a design with respect to these principles.
- Explain principles in the design of object oriented systems.
- Understand a range of design patterns.
- Discuss suitable patterns in specific contexts

Question paper pattern:
The question paper will have TEN questions.
There will be TWO questions from each module.
Each question will have questions covering all the topics under a module.
The students will have to answer FIVE full questions, selecting ONE full question from each module.

Text Books:

1. Object-oriented analysis, design and implementation, brahma dathan, sarnathrammath, universities press,2013
2. Design patterns, erich gamma, Richard helan, Ralph johman , john vlissides ,PEARSON Publication,2013.

Reference Books:

1. Frank Bachmann, ReginеMeunier, Hans Rohnert “Pattern Oriented Software Architecture” –Volume 1, 1996.
2. William J Brown et al., "Anti-Patterns: Refactoring Software, Architectures and Projects in Crisis", John Wiley, 1998.

OPERATIONS RESEARCH
[As per Choice Based Credit System (CBCS) scheme]
(Effective from the academic year 2017 - 2018)
SEMESTER – VI

Subject Code	17CS653	IA Marks	40
Number of Lecture Hours/Week	3	Exam Marks	60
Total Number of Lecture Hours	40	Exam Hours	03

CREDITS – 03

Module – 1	**Teaching Hours**
Introduction, Linear Programming: Introduction: The origin, natureand impact of OR; Defining the problem and gathering data; Formulating amathematical model; Deriving solutions from the model; Testing the model;Preparing to apply the model; Implementation . **Introduction to Linear Programming Problem (LPP):** Prototype example, Assumptions of LPP, Formulation of LPP and Graphical method various examples.	**8 Hours**
Module – 2	
Simplex Method – 1: The essence of the simplex method; Setting up the simplex method; Types of variables, Algebraof the simplex method; the simplex method in tabular form; Tie breaking inthe simplex method, Big M method, Two phase method.	**8 Hours**
Module – 3	
Simplex Method – 2: Duality Theory - The essence of duality theory, Primaldual relationship, conversion of primal to dual problem and vice versa. The dual simplex method.	**8 Hours**
Module – 4	
Transportation and Assignment Problems: The transportation problem, Initial Basic Feasible Solution (IBFS) by North West Corner Rule method, Matrix Minima Method, Vogel's Approximation Method. Optimal solution by Modified Distribution Method (MODI). The Assignment problem; A Hungarian algorithm for the assignment problem. Minimization and Maximization varieties in transportation and assignment problems.	**8 Hours**
Module – 5	
Game Theory: Game Theory: The formulation of twopersons, zero sum games; saddle point, maximin and minimax principle, Solving simple games- a prototype example;Games with mixed strategies; Graphical solution procedure. **Metaheuristics:** The nature of Metaheuristics, Tabu Search, SimulatedAnnealing, Genetic Algorithms.	**8 Hours**

Course outcomes: The students should be able to:

- Explain optimization techniques for various problems.
- Understand the given problem as transportation and assignment problem and solve.
- Illustrate game theory for decision support system.

Question paper pattern:
The question paper will have TEN questions.
There will be TWO questions from each module.
Each question will have questions covering all the topics under a module.
The students will have to answer FIVE full questions, selecting ONE full question from each module.

Text Books:
1. D.S. Hira and P.K. Gupta, Operations Research, (Revised Edition), Published by S. Chand & Company Ltd, 2014
Reference Books:
1. S Kalavathy, Operation Research, Vikas Publishing House Pvt Limited, 01-Aug-2002 2. S D Sharma, Operation Research,KedarNath Ram Nath Publishers.

DISTRIBUTED COMPUTING SYSTEM
[As per Choice Based Credit System (CBCS) scheme]
(Effective from the academic year 2017 - 2018)
SEMESTER – VI

Subject Code	17CS654	IA Marks	40
Number of Lecture Hours/Week	3	Exam Marks	60
Total Number of Lecture Hours	40	Exam Hours	03

CREDITS – 03

Module – 1	**Teaching Hours**
Characterization of Distributed Systems: Introduction, Examples of DS, Resource sharing and the Web, Challenges **System Models:** Architectural Models, Fundamental Models	**8 Hours**
Module – 2	
Inter Process Communication: Introduction, API for Internet Protocols, External Data Representation and Marshalling, Client – Server Communication, Group Communication **Distributed Objects and RMI:** Introduction, Communication between Distributed Objects, RPC, Events and Notifications	**8 Hours**
Module – 3	
Operating System Support: Introduction, The OS layer, Protection, Processes and Threads, Communication and Invocation , Operating system architecture **Distributed File Systems:** Introduction, File Service architecture, Sun Network File System	**8 Hours**
Module – 4	
Time and Global States: Introduction, Clocks, events and process status, Synchronizing physical clocks, Logical time and logical clocks, Global states **Coordination and Agreement:** Introduction, Distributed mutual exclusion, Elections	**8 Hours**
Module – 5	
Distributed Transactions: Introduction, Flat and nested distributed transactions, Atomic commit protocols, Concurrency control in distributed transactions, distributed deadlocks	**8 Hours**

Course outcomes: The students should be able to:

- Explain the characteristics of a distributed system along with its and design challenges
- Illustrate the mechanism of IPC between distributed objects
- Describe the distributed file service architecture and the important characteristics of SUN NFS.
- Discuss concurrency control algorithms applied in distributed transactions

Question paper pattern:
The question paper will have TEN questions.
There will be TWO questions from each module.
Each question will have questions covering all the topics under a module.
The students will have to answer FIVE full questions, selecting ONE full question from each module.

Text Books:

1. George Coulouris, Jean Dollimore and Tim Kindberg: Distributed Systems – Concepts and Design, 5th Edition, Pearson Publications, 2009

Reference Books:

1. Andrew S Tanenbaum: Distributed Operating Systems, 3rd edition, Pearson publication, 2007
2. Ajay D. Kshemkalyani and MukeshSinghal, Distributed Computing: Principles, Algorithms and Systems, Cambridge University Press, 2008
3. SunitaMahajan, Seema Shan, " Distributed Computing", Oxford University Press,2015

MOBILE APPLICATION DEVELOPMENT
[As per Choice Based Credit System (CBCS) scheme]
(Effective from the academic year 2017 -2018)
SEMESTER – VI

Subject Code	17CS661	IA Marks	40
Number of Lecture Hours/Week	3	Exam Marks	60
Total Number of Lecture Hours	40	Exam Hours	03

CREDITS – 03

Module – 1	**Teaching Hours**
Get started, Build your first app, Activities, Testing, debugging and using support libraries	**8 Hours**
Module – 2	
User Interaction, Delightful user experience, Testing your UI	**8 Hours**
Module – 3	
Background Tasks, Triggering, scheduling and optimizing background tasks	**8 Hours**
Module – 4	
All about data, Preferences and Settings, Storing data using SQLite, Sharing data with content providers, Loading data using Loaders	**8 Hours**
Module – 5	
Permissions, Performance and Security, Firebase and AdMob, Publish	**8 Hours**

Course outcomes: The students should be able to:

- Design and Develop Android application by setting up Android development environment
- Implement adaptive, responsive user interfaces that work across a wide range of devices.
- Explainlong running tasks and background work in Android applications
- Demonstrate methods in storing, sharing and retrieving data in Android applications
- Discuss the performance of android applications and understand the role of permissions and security
- Describe the steps involved in publishing Android application to share with the world

Question paper pattern:
The question paper will have TEN questions.
There will be TWO questions from each module.
Each question will have questions covering all the topics under a module.
The students will have to answer FIVE full questions, selecting ONE full question from each module.

Text Books:

1. Google Developer Training, "Android Developer Fundamentals Course – Concept Reference", Google Developer Training Team, 2017. https://www.gitbook.com/book/google-developer-training/android-developer-fundamentals-course-concepts/details (Download pdf file from the above link)

Reference Books:

1. Erik Hellman, "Android Programming – Pushing the Limits", 1st Edition, Wiley India Pvt Ltd, 2014.
2. Dawn Griffiths and David Griffiths, "Head First Android Development", 1st Edition, O'Reilly SPD Publishers, 2015.
3. J F DiMarzio, "Beginning Android Programming with Android Studio", 4th Edition,

Wiley India Pvt Ltd, 2016. ISBN-13: 978-8126565580
4. AnubhavPradhan, Anil V Deshpande, " Composing Mobile Apps" using Android, Wiley 2014, ISBN: 978-81-265-4660-2

BIG DATA ANALYTICS
[As per Choice Based Credit System (CBCS) scheme]
(Effective from the academic year 2017 -2018)
SEMESTER – VI

Subject Code	17CS662	IA Marks	40
Number of Lecture Hours/Week	4	Exam Marks	60
Total Number of Lecture Hours	40	Exam Hours	03

CREDITS – 03

Module – 1	**Teaching Hours**
Introduction to Data Analytics and Decision Making: Introduction, Overview of the Book, The Methods, The Software, Modeling and Models, Graphical Models, Algebraic Models, Spreadsheet Models, Seven-Step ModelingProcess.**Describing the Distribution of a Single Variable**:Introduction,Basic Concepts, Populations and Samples, Data Sets,Variables,and Observations, Types of Data, Descriptive Measures for Categorical Variables, Descriptive Measures for Numerical Variables, Numerical Summary Measures, Numerical Summary Measures with StatTools,Charts for Numerical Variables, Time Series Data, Outliers and Missing Values,Outliers,Missing Values, Excel Tables for Filtering,Sorting,and Summarizing. **Finding Relationships among Variables**: Introduction, Relationships among Categorical Variables, Relationships among Categorical Variables and a Numerical Variable, Stacked and Unstacked Formats, Relationships among Numerical Variables, Scatterplots, Correlation and Covariance, Pivot Tables.	**08 Hours**
Module – 2	
Probability and Probability Distributions:Introduction,Probability Essentials, Rule of Complements, Addition Rule, Conditional Probability and the Multiplication Rule, Probabilistic Independence, Equally Likely Events, Subjective Versus Objective Probabilities, Probability Distribution of a Single Random Variable, Summary Measures of a Probability Distribution, Conditional Mean and Variance, Introduction to Simulation. **Normal,Binormal,Poisson,and Exponential Distributions**:Introduction,The Normal Distribution, Continuous Distributions and Density Functions, The Normal Density,Standardizing:Z-Values,Normal Tables and Z-Values, Normal Calculations in Excel, Empirical Rules Revisited, Weighted Sums of Normal Random Variables, Applications of the Normal Random Distribution, The Binomial Distribution, Mean and Standard Deviation of the Binomial Distribution, The Binomial Distribution in the Context of Sampling, The Normal Approximation to the Binomial, Applications of the Binomial Distribution, The Poisson and Exponential Distributions, The Poisson Distribution, The Exponential Distribution.	**08 Hours**
Module – 3	
Decision Making under Uncertainty:Introduction,Elements of Decision Analysis, Payoff Tables, Possible Decision Criteria, Expected Monetary Value(EMY),Sensitivity Analysis, Decision Trees, Risk Profiles, The Precision Tree Add-In,Bayes' Rule, Multistage Decision Problems and the Value of Information, The Value of Information, Risk Aversion and Expected Utility, Utility Functions, Exponential Utility, Certainty Equivalents, Is Expected Utility	**08 Hours**

Maximization Used? **Sampling and Sampling Distributions**: Introduction, Sampling Terminology, Methods for Selecting Random Samples, Simple Random Sampling, Systematic Sampling, Stratified Sampling, Cluster Sampling, Multistage Sampling Schemes, Introduction to Estimation, Sources of Estimation Error, Key Terms in Sampling, Sampling Distribution of the Sample Mean, The Central Limit Theorem, Sample Size Selection, Summary of Key Ideas for Simple Random Sampling.	
Module – 4	
Confidence Interval Estimation: Introduction, Sampling Distributions, The t Distribution, Other Sampling Distributions, Confidence Interval for a Mean, Confidence Interval for a Total, Confidence Interval for a Proportion, Confidence Interval for a Standard Deviation, Confidence Interval for the Difference between Means, Independent Samples, Paired Samples, Confidence Interval for the Difference between Proportions, Sample Size Selection, Sample Size Selection for Estimation of the Mean, Sample Size Selection for Estimation of Other Parameters. **Hypothesis Testing**:Introduction,Concepts in Hypothesis Testing, Null and Alternative Hypothesis, One-Tailed Versus Two-Tailed Tests, Types of Errors, Significance Level and Rejection Region, Significance from p-values, Type II Errors and Power, Hypothesis Tests and Confidence Intervals, Practical versus Statistical Significance, Hypothesis Tests for a Population Mean, Hypothesis Tests for Other Parameters, Hypothesis Tests for a Population Proportion, Hypothesis Tests for Differences between Population Means, Hypothesis Test for Equal Population Variances, Hypothesis Tests for Difference between Population Proportions, Tests for Normality, Chi-Square Test for Independence.	**08 Hours**
Module – 5	
Regression Analysis: Estimating Relationships: Introduction, Scatterplots : Graphing Relationships, Linear versus Nonlinear Relationships,Outliers,Unequal Variance, No Relationship,Correlations:Indications of Linear Relationships, Simple Linear Regression, Least Squares Estimation, Standard Error of Estimate, The Percentage of Variation Explained:R-Square,Multiple Regression, Interpretation of Regression Coefficients, Interpretation of Standard Error of Estimate and R-Square, Modeling Possibilities, Dummy Variables, Interaction Variables, Nonlinear Transformations, Validation of the Fit. **Regression Analysis**: Statistical Inference:Introduction,The Statistical Model, Inferences About the Regression Coefficients, Sampling Distribution of the Regression Coefficients, Hypothesis Tests for the Regression Coefficients and p-Values, A Test for the Overall Fit: The ANOVA Table,Multicollinearity,Include/Exclude Decisions, Stepwise Regression,Outliers,Violations of Regression Assumptions,Nonconstant Error Variance,Nonnormality of Residuals,Autocorrelated Residuals ,Prediction.	**08 Hours**
Course outcomes: The students should be able to:	
• Explain the importance of data and data analysis • Interpret the probabilistic models for data • Illustrate hypothesis, uncertainty principle • Demonstrate the regression analysis	
Question paper pattern: The question paper will have ten questions. There will be 2 questions from each module.	

Each question will have questions covering all the topics under a module. The students will have to answer 5 full questions, selecting one full question from each module.
Text Books:
1. S C Albright and W L Winston, Business analytics: data analysis and decision making, 5/e Cenage Learning
Reference Books:

WIRELESS NETWORKS AND MOBILE COMPUTING
[As per Choice Based Credit System (CBCS) scheme]
(Effective from the academic year 2017 -2018)
SEMESTER – VI

Subject Code	17CS663	IA Marks	40
Number of Lecture Hours/Week	3	Exam Marks	60
Total Number of Lecture Hours	40	Exam Hours	03

CREDITS – 03

Module – 1	**Teaching Hours**
Mobile Communication, Mobile Computing, Mobile Computing Architecture, Mobile Devices Mobile System Networks, Data Dissemination, Mobility Management, Security Cellular Networks and Frequency Reuse, Mobile Smartphone, Smart Mobiles, and Systems Handheld Pocket Computers, Handheld Devices, Smart Systems, Limitations of Mobile Devices Automotive Systems	**8 Hours**
Module – 2	
GSM-Services and System Architecture, Radio Interfaces of GSM, Protocols of GSM Localization, Call Handling Handover, Security, New Data Services, General Packet Radio Service High-speed Circuit Switched Data, DECT, Modulation, Multiplexing, Controlling the Medium Access Spread Spectrum, Frequency Hopping Spread Spectrum (FHSS),Coding Methods, Code Division Multiple Access, IMT-2000 3G Wireless Communication Standards, WCDMA 3G Communications Standards ,CDMMA2000 3G Communication Standards, I-mode, OFDM, High Speed Packet Access (HSPA) 3G Network Long-term Evolution, WiMaxRel 1.0 IEEE 802.16e, Broadband Wireless Access,4G Networks, Mobile Satellite Communication Networks	**8 Hours**
Module – 3	
IP and Mobile IP Network Layers, Packet Delivery and Handover Management Location Management, Registration, Tunnelling and Encapsulation, Route Optimization Dynamic Host Configuration Protocol, VoIP, IPsec Conventional TCP/IP Transport Layer Protocols, Indirect TCP, Snooping TCP Mobile TCP, Other Methods of Mobile TCP-layer Transmission ,TCP over 2.5G/3G Mobile Networks	**8 Hours**
Module – 4	
Data Organization, Database Transactional Models – ACID Rules, Query Processing Data Recovery Process, Database Hoarding Techniques , Data Caching, Client-Server Computing for Mobile Computing and Adaptation Adaptation Software for Mobile Computing, Power-Aware Mobile Computing, Context-aware Mobile Computing	**8 Hours**
Module – 5	
Communication Asymmetry, Classification of Data-delivery Mechanisms, Data Dissemination Broadcast Models, Selective Tuning and Indexing techniques, Digital Audio Broadcasting (DAB), Digital Video Broadcasting Synchronization, Synchronization Software for Mobile Devices, Synchronization Software for Mobile Devices SyncML-Synchronization Language for Mobile Computing,Sync4J (Funambol), Synchronized Multimedia Markup Language (SMIL)	**8 Hours**
Course outcomes: The students should be able to:	

- Understand the various mobile communication systems.
- Describe various multiplexing systems used in mobile computing.
- Explain the use and importance of data synchronization in mobile computing

Question paper pattern:

The question paper will have TEN questions.
There will be TWO questions from each module.
Each question will have questions covering all the topics under a module.
The students will have to answer FIVE full questions, selecting ONE full question from each module.

Text Books:

1. Raj kamal: Mobile Computing, 2ND EDITION, Oxford University Press, 2007/2012
2. MartynMallik: Mobile and Wireless Design Essentials, Wiley India, 2003

Reference Books:

1. Ashok Talukder, RoopaYavagal, Hasan Ahmed: Mobile Computing, Technology, Applications and Service Creation, 2nd Edition, Tata McGraw Hill, 2010.
2. ItiSahaMisra: Wireless Communications and Networks, 3G and Beyond, Tata McGraw Hill, 2009.

PYTHON APPLICATION PROGRAMMING
[As per Choice Based Credit System (CBCS) scheme]
(Effective from the academic year 2017 -2018)
SEMESTER – VI

Subject Code	17CS664	IA Marks	40
Number of Lecture Hours/Week	3	Exam Marks	60
Total Number of Lecture Hours	40	Exam Hours	03

CREDITS – 03

Module – 1	**Teaching Hours**
Why should you learn to write programs, Variables, expressions and statements, Conditional execution, Functions	**8 Hours**
Module – 2	
Iteration, Strings, Files	**8 Hours**
Module – 3	
Lists, Dictionaries, Tuples, Regular Expressions	**8 Hours**
Module – 4	
Classes and objects, Classes and functions, Classes and methods	**8 Hours**
Module – 5	
Networked programs, Using Web Services, Using databases and SQL	**8 Hours**

Course outcomes: The students should be able to:

- Understand Python syntax and semantics and be fluent in the use of Python flow control and functions.
- Demonstrate proficiency in handling Strings and File Systems.
- Implement Python Programs using core data structures like Lists, Dictionaries and use Regular Expressions.
- Interpret the concepts of Object-Oriented Programming as used in Python.
- Implement exemplary applications related to Network Programming, Web Services and Databases in Python.

Question paper pattern:
The question paper will have TEN questions.
There will be TWO questions from each module.
Each question will have questions covering all the topics under a module.
The students will have to answer FIVE full questions, selecting ONE full question from each module.

Text Books:

1. Charles R. Severance, "Python for Everybody: Exploring Data Using Python 3", 1st Edition, CreateSpace Independent Publishing Platform, 2016. (http://do1.dr-chuck.com/pythonlearn/EN_us/pythonlearn.pdf) (Chapters 1 – 13, 15)
2. Allen B. Downey, "Think Python: How to Think Like a Computer Scientist", 2nd Edition, Green Tea Press, 2015. (http://greenteapress.com/thinkpython2/thinkpython2.pdf) (Chapters 15, 16, 17)(Download pdf files from the above links)

Reference Books:

1. Charles Dierbach, "Introduction to Computer Science Using Python", 1st Edition, Wiley India Pvt Ltd. ISBN-13: 978-8126556014
2. Mark Lutz, "Programming Python", 4th Edition, O'Reilly Media, 2011.ISBN-13: 978-9350232873

3. Wesley J Chun, “Core Python Applications Programming”, 3rd Edition,Pearson Education India, 2015. ISBN-13: 978-9332555365
4. Roberto Tamassia, Michael H Goldwasser, Michael T Goodrich, “Data Structures and Algorithms in Python”,1st Edition, Wiley India Pvt Ltd, 2016. ISBN-13: 978-8126562176
5. ReemaThareja, “Python Programming using problem solving approach”, Oxford university press, 2017

SERVICE ORIENTED ARCHITECTURE
[As per Choice Based Credit System (CBCS) scheme]
(Effective from the academic year 2017 -2018)
SEMESTER – VI

Subject Code	17CS665	IA Marks	40
Number of Lecture Hours/Week	3	Exam Marks	60
Total Number of Lecture Hours	40	Exam Hours	03

CREDITS – 03

Module – 1	**Teaching Hours**
SOA BASICS:Software Architecture;Need for Software Architecture, Objectives of Software Architecture, Types of IT Architecture, Architecture Patterns and Styles, **Service oriented Architecture;**Service Orientation in Daily Life, Evolution of SOA, Drives for SOA, Dimension of SOA, Key components, perspective of SOA, **Enterprise-wide SOA;** Considerations for Enterprise-Wide SOA, Strawman Architecture For Enterprise-Wide-SOA-Enterprise, SOA-Layers, Application Development Process, SOA Methodology For Enterprise **Text 1: Ch2: 2.1 – 2.4; Ch3:3.1-3.7; Ch4: 4.1 – 4.5**	**8 Hours**
Module – 2	
Enterprise Applications;Architecture Considerations, Solution Architecture for enterprise application, **Software platforms for enterprise Applications;**Package Application Platforms, Enterprise Application Platforms, **Service-oriented-Enterprise Applications;** Considerations for Service-Oriented Enterprise Applications, Patterns for SOA, Pattern-Based Architecture for Service-Oriented Enterprise Application(java reference model only).Composite Applications, SOA programming models. **Text 1: Ch5:5.1, 5.2, 6.1, 6.2**(PageNo 74-81)**, 7.1 – 7.5**	**8 Hours**
Module – 3	
SOA ANALYSIS AND DESIGN;Need For Models, Principles of Service Design, Design of Activity Services, Design of Datasevices, Design of Client services and Design of business process services, **Technologies of SOA;**Technologies For Service Enablement, Technologies For Service Integration, Technologies for Service orchestration. **Text 1: Ch 8: 8.1 – 8.6, 9.1 – 9.3**	**8 Hours**
Module – 4	
Business case for SOA; Stakeholder OBJECTIVES, Benefits of SOA, Cost Savings, Return on Investment, SOA Governance, **Security and implementation;** SOA Governance, SOA Security, approach for enterprise wide SOA implementation,**Trends in SOA;** Technologies in Relation to SOA, Advances in SOA. **Text 1: Ch 10: 10.1 -10.4, Ch 11: 11.1 to 11.3, Ch12:12.2, 12.3**	**8 Hours**
Module – 5	
SOA Technologies-PoC;Loan Management System(LMS), PoC-Requirements Architectures of LMS **SOA based integration;**integrating existing application, **SOA best practices,** Basic SOA using REST. Role of WSDL,SOAP and JAVA/XML Mapping in SOA. **Text 1:Page No 245-248; ReferenceBook:Chapter3; Text 1:Page No 307-310** **Text 2: Ch 3, Ch4**	**8 Hours**
Course outcomes: The students should be able to:	

- Understand the different IT architectures
- Explain SOA based applications
- Illustrate web service and realization of SOA
- DiscussRESTful services

Question paper pattern:

The question paper will have TEN questions.
There will be TWO questions from each module.
Each question will have questions covering all the topics under a module.
The students will have to answer FIVE full questions, selecting ONE full question from each module.

Text Books:

1. Shankar Kambhampaly, "Service–Oriented Architecture for Enterprise Applications",Wiley Second Edition, 2014.
2. Mark D. Hansen, "SOA using Java Web Services", Practice Hall, 2007.

Reference Books:

1. WaseemRoshen, "SOA-Based Enterprise Integration", Tata McGraw-HILL, 2009.

MULTI-CORE ARCHITECTURE AND PROGRAMMING
[As per Choice Based Credit System (CBCS) scheme]
(Effective from the academic year 2017 -2018)
SEMESTER – VI

Subject Code	17CS666	IA Marks	40
Number of Lecture Hours/Week	3	Exam Marks	60
Total Number of Lecture Hours	40	Exam Hours	03

CREDITS – 03

Module – 1	**Teaching Hours**
Introduction to Multi-core Architecture Motivation for Concurrency in software, Parallel Computing Platforms, Parallel Computing in Microprocessors, Differentiating Multi-core Architectures from Hyper- Threading Technology, Multi-threading on Single-Core versus Multi-Core Platforms Understanding Performance, Amdahl's Law, Growing Returns: Gustafson's Law. **System Overview of Threading** : Defining Threads, System View of Threads, Threading above the Operating System, Threads inside the OS, Threads inside the Hardware, What Happens When a Thread Is Created, Application Programming Models and Threading, Virtual Environment: VMs and Platforms, Runtime Virtualization, System Virtualization.	**8 Hours**
Module – 2	
Fundamental Concepts of Parallel Programming : Designing for Threads, Task Decomposition, Data Decomposition, Data Flow Decomposition, Implications of Different Decompositions, Challenges You'll Face, Parallel Programming Patterns, A Motivating Problem: Error Diffusion, Analysis of the Error Diffusion Algorithm, An Alternate Approach: Parallel Error Diffusion, Other Alternatives. **Threading and Parallel Programming Constructs:** Synchronization, Critical Sections, Deadlock, Synchronization Primitives, Semaphores, Locks, Condition Variables, Messages, Flow Control- based Concepts, Fence, Barrier, Implementation-dependent Threading Features	**8 Hours**
Module – 3	
Threading APIs : ThreadingAPls for Microsoft Windows, Win32/MFC Thread APls, Threading APls for Microsoft. NET Framework, Creating Threads, Managing Threads, Thread Pools, Thread Synchronization, POSIX Threads, Creating Threads, Managing Threads, Thread Synchronization, Signaling, Compilation and Linking.	**8 Hours**
Module – 4	
OpenMP: A Portable Solution for Threading : Challenges in Threading a Loop, Loop-carried Dependence, Data-race Conditions, Managing Shared and Private Data, Loop Scheduling and Portioning, Effective Use of Reductions, Minimizing Threading Overhead, Work-sharing Sections, Performance-oriented Programming, Using Barrier and No wait, Interleaving Single-thread and Multi-thread Execution, Data Copy-in and Copy-out, Protecting Updates of Shared Variables, Intel Task queuing Extension to OpenMP, OpenMP Library Functions, OpenMP Environment Variables, Compilation, Debugging, performance	**8 Hours**
Module – 5	
Solutions to Common Parallel Programming Problems : Too Many Threads, Data Races, Deadlocks, and Live Locks, Deadlock, Heavily Contended Locks,	**8 Hours**

Priority Inversion, Solutions for Heavily Contended Locks, Non-blocking Algorithms, ABA Problem, Cache Line Ping-ponging, Memory Reclamation Problem, Recommendations, Thread-safe Functions and Libraries, Memory Issues, Bandwidth, Working in the Cache, Memory Contention, Cache-related Issues, False Sharing, Memory Consistency, Current IA-32 Architecture, Itanium Architecture, High-level Languages, Avoiding Pipeline Stalls on IA-32,Data Organization for High Performance.	
Course outcomes: The students should be able to:	
• Identify the issues involved in multicore architectures • Explain fundamental concepts of parallel programming and its design issues • Solve the issues related to multiprocessing and suggest solutions • Discuss salient features of different multicore architectures and how they exploit parallelism • Illustrate OpenMP and programming concept	
Question paper pattern: The question paper will have TEN questions. There will be TWO questions from each module. Each question will have questions covering all the topics under a module. The students will have to answer FIVE full questions, selecting ONE full question from each module.	
Text Books:	
1. Multicore Programming , Increased Performance through Software Multi-threading by ShameemAkhter and Jason Roberts , Intel Press , 2006	
Reference Books:	
NIL	

SYSTEM SOFTWARE AND OPERATING SYSTEM LABORATORY
[As per Choice Based Credit System (CBCS) scheme]
(Effective from the academic year 2017 - 2018)
SEMESTER – VI

Subject Code	17CSL67	IA Marks	40
Number of Lecture Hours/Week	01I + 02P	Exam Marks	60
Total Number of Lecture Hours	40	Exam Hours	03

CREDITS – 02

Description (If any):

Exercises to be prepared with minimum three files (Where ever necessary):

i. Header file.
ii. Implementation file.
iii. Application file where main function will be present.

The idea behind using three files is to differentiate between the developer and user sides. In the developer side, all the three files could be made visible. For the user side only header file and application files could be made visible, which means that the object code of the implementation file could be given to the user along with the interface given in the header file, hiding the source file, if required. Avoid I/O operations (printf/scanf) and use ***data input file*** where ever it is possible

Lab Experiments:

1.
   a) Write a LEX program to recognize valid ***arithmetic expression.*** Identifiers in the expression could be only integers and operators could be + and *. Count the identifiers & operators present and print them separately.

   b) Write YACC program to evaluate ***arithmetic expression*** involving operators: +, -, *, and /

2. Develop, Implement and Execute a program using YACC tool to recognize all strings ending with ***b*** preceded by ***na's*** using the grammar $a^n b$ (note: input ***n*** value)

3. Design, develop and implement YACC/C program to construct ***Predictive / LL(1) Parsing Table*** for the grammar rules: $A \rightarrow aBa$, $B \rightarrow bB \mid \varepsilon$. Use this table to parse the sentence: ***abba$***

4. Design, develop and implement YACC/C program to demonstrate ***Shift Reduce Parsing*** techniquefor the grammar rules: $E \rightarrow E+T \mid T$, $T \rightarrow T*F \mid F$, $F \rightarrow (E) \mid id$ and parse the sentence: ***id + id * id***.
5. Design, develop and implement a C/Java program to generate the machine code using ***Triples*** for the statement ***A = -B * (C +D)*** whose intermediate code in three-address form:

   T1 = -B
   T2 = C + D
   T3 = T1 + T2
   A = T3

6. a) Write a LEX program to eliminate ***comment lines*** in a ***C*** program and copy the

resulting program into a separate file.

b) Write YACC program to recognize valid ***identifier, operators and keywords*** in the given text (*C program*) file.

7. Design, develop and implement a C/C++/Java program to simulate the working of Shortest remaining time and Round Robin (RR) scheduling algorithms. Experiment with different quantum sizes for RR algorithm.
8. Design, develop and implement a C/C++/Java program to implement Banker's algorithm. Assume suitable input required to demonstrate the results.
9. Design, develop and implement a C/C++/Java program to implement page replacement algorithms LRU and FIFO. Assume suitable input required to demonstrate the results.

Study Experiment / Project:

NIL

Course outcomes: The students should be able to:

- Implement and demonstrate Lexer's and Parser's
- Implement different algorithms required for management, scheduling, allocation and communication used in operating system.

Conduction of Practical Examination:

- All laboratory experiments are to be included for practical examination.
- Students are allowed to pick one experiment from the lot.
- Strictly follow the instructions as printed on the cover page of answer script
- Marks distribution: Procedure + Conduction + Viva:**15 + 70 +15 (100)**
- **Change of experiment is allowed only once and marks allotted to the procedure part to be made zero**

COMPUTER GRAPHICS LABORATORY WITH MINI PROJECT
[As per Choice Based Credit System (CBCS) scheme]
(Effective from the academic year 2017 - 2018)
SEMESTER – VI

Subject Code	17CSL68	IA Marks	40
Number of Lecture Hours/Week	01I + 02P	Exam Marks	60
Total Number of Lecture Hours	40	Exam Hours	03

CREDITS – 02

Description (If any):

--

Lab Experiments:

PART A

Design, develop, and implement the following programs using OpenGL API

1. Implement Brenham's line drawing algorithm for all types of slope.
   Refer:Text-1: Chapter 3.5
   Refer:Text-2: Chapter 8
2. Create and rotate a triangle about the origin and a fixed point.
   Refer:Text-1: Chapter 5-4
3. Draw a colour cube and spin it using OpenGL transformation matrices.
   Refer:Text-2: Modelling a Coloured Cube
4. Draw a color cube and allow the user to move the camera suitably to experiment with perspective viewing.
   Refer:Text-2: Topic: Positioning of Camera
5. Clip a lines using Cohen-Sutherland algorithm
   Refer:Text-1: Chapter 6.7
   Refer:Text-2: Chapter 8
6. To draw a simple shaded scene consisting of a tea pot on a table. Define suitably the position and properties of the light source along with the properties of the surfaces of the solid object used in the scene.
   Refer:Text-2: Topic: Lighting and Shading
7. Design, develop and implement recursively subdivide a tetrahedron to form 3D sierpinski gasket. The number of recursive steps is to be specified by the user.
   Refer: Text-2: Topic:sierpinski gasket.
8. Develop a menu driven program to animate a flag using Bezier Curve algorithm
   Refer: Text-1: Chapter 8-10
9. Develop a menu driven program to fill the polygon using scan line algorithm

Project:

PART –B (MINI-PROJECT) :

Student should develop mini project on the topics mentioned below or similar applications using Open GL API. Consider all types of attributes like color, thickness, styles, font, background, speed etc., while doing mini project.

(**During the practical exam: the students should demonstrate and answer Viva-Voce**)

Sample Topics:

Simulation of concepts of OS, Data structures, algorithms etc.

Course outcomes: The students should be able to:

- Apply the concepts of computer graphics
- Implement computer graphics applications using OpenGL
- Implement real world problems using OpenGL

Conduction of Practical Examination:

1. All laboratory experiments from part A are to be included for practical examination.
2. Mini project has to be evaluated for 40 Marks.
3. Report should be prepared in a standard format prescribed for project work.
4. Students are allowed to pick one experiment from the lot.
5. Strictly follow the instructions as printed on the cover page of answer script.
6. Marks distribution:
   a) Part A: Procedure + Conduction + Viva: **09 + 42 +09 =60 Marks**
   b) Part B: Demonstration + Report + Viva voce = **20+14+06 = 40 Marks**
7. Change of experiment is allowed only once and marks allotted to the procedure part to be made zero.

Reference books:

1. Donald Hearn & Pauline Baker: Computer Graphics-OpenGL Version,3rd Edition, Pearson Education,2011
2. Edward Angel: Interactive computer graphics- A Top Down approach with OpenGL, 5th edition. Pearson Education, 2011
3. M MRaikar, Computer Graphics using OpenGL, Fillip Learning / Elsevier, Bangalore / New Delhi (2013)

WEB TECHNOLOGY AND ITS APPLICATIONS
[As per Choice Based Credit System (CBCS) scheme]
(Effective from the academic year 2017 - 2018)
SEMESTER – VII

Subject Code	**17CS71**	IA Marks	40
Number of Lecture Hours/Week	04	Exam Marks	60
Total Number of Lecture Hours	50	Exam Hours	03

CREDITS – 04

Module – 1	**Teaching Hours**
Introduction to HTML, What is HTML and Where did it come from?, HTML Syntax, Semantic Markup, Structure of HTML Documents, Quick Tour of HTML Elements, HTML5 Semantic Structure Elements, Introduction to CSS, What is CSS, CSS Syntax, Location of Styles, Selectors, The Cascade: How Styles Interact, The Box Model, CSS Text Styling.	**10 Hours**
Module – 2	
HTML Tables and Forms, Introducing Tables, Styling Tables, Introducing Forms, Form Control Elements, Table and Form Accessibility, Microformats, Advanced CSS: Layout, Normal Flow, Positioning Elements, Floating Elements, Constructing Multicolumn Layouts, Approaches to CSS Layout, Responsive Design, CSS Frameworks.	**10 Hours**
Module – 3	
JavaScript: Client-Side Scripting, What is JavaScript and What can it do?, JavaScript Design Principles, Where does JavaScript Go?, Syntax, JavaScript Objects, The Document Object Model (DOM), JavaScript Events, Forms, Introduction to Server-Side Development with PHP, What is Server-Side Development, A Web Server's Responsibilities, Quick Tour of PHP, Program Control, Functions	**10 Hours**
Module – 4	
PHP Arrays and Superglobals, Arrays, $_GET and $_POST Superglobal Arrays, $_SERVER Array, $_Files Array, Reading/Writing Files, PHP Classes and Objects, Object-Oriented Overview, Classes and Objects in PHP, Object Oriented Design, Error Handling and Validation, What are Errors and Exceptions?, PHP Error Reporting, PHP Error and Exception Handling	**10 Hours**
Module – 5	
Managing State, The Problem of State in Web Applications, Passing Information via Query Strings, Passing Information via the URL Path, Cookies, Serialization, Session State, HTML5 Web Storage, Caching, Advanced JavaScript and jQuery, JavaScript Pseudo-Classes, jQuery Foundations, AJAX, Asynchronous File Transmission, Animation, Backbone MVC Frameworks, XML Processing and Web Services, XML Processing, JSON, Overview of Web Services.	**10 Hours**

Course Outcomes: After studying this course, students will be able to

- Define HTML and CSS syntax and semantics to build web pages.
- Understand the concepts of Construct , visually format tables and forms using HTML using CSS
- Develop Client-Side Scripts using JavaScript and Server-Side Scripts using PHP to generate and display the contents dynamically.
- List the principles of object oriented development using PHP
- Illustrate JavaScript frameworks like jQuery and Backbone which facilitates

developer to focus on core features.

Question paper pattern:

The question paper will have ten questions.
There will be 2 questions from each module.
Each question will have questions covering all the topics under a module.
The students will have to answer 5 full questions, selecting one full question from each module.

Text Books:

1. Randy Connolly, Ricardo Hoar, **"Fundamentals of Web Development",** 1st Edition, Pearson Education India. (**ISBN:**978-9332575271)

Reference Books:

1) Robin Nixon, **"Learning PHP, MySQL &JavaScript with jQuery, CSS and HTML5",** 4th Edition, O'Reilly Publications, 2015. (**ISBN:**978-9352130153)
2) Luke Welling, Laura Thomson, **"PHP and MySQL Web Development",** 5th Edition, Pearson Education, 2016. (**ISBN:**978-9332582736)
3) Nicholas C Zakas, **"Professional JavaScript for Web Developers",** 3rd Edition, Wrox/Wiley India, 2012. (**ISBN:**978-8126535088)
4) David Sawyer Mcfarland, **"JavaScript & jQuery: The Missing Manual",** 1st Edition, O'Reilly/Shroff Publishers & Distributors Pvt Ltd, 2014 (**ISBN:**978-9351108078)
5) Zak Ruvalcaba Anne Boehm, **"Murach's HTML5 and CSS3"**, 3rd Edition, Murachs/Shroff Publishers & Distributors Pvt Ltd, 2016. (**ISBN:**978-9352133246)

ADVANCED COMPUTER ARCHITECTURES
[As per Choice Based Credit System (CBCS) scheme]
(Effective from the academic year 2017 - 2018)
SEMESTER – VII

Subject Code	17CS72	IA Marks	40
Number of Lecture Hours/Week	4	Exam Marks	60
Total Number of Lecture Hours	50	Exam Hours	03

CREDITS – 04

Module – 1	**Teaching Hours**
Theory of Parallelism: Parallel Computer Models, The State of Computing, Multiprocessors and Multicomputer ,Multivector and SIMD Computers ,PRAM and VLSI Models, Program and Network Properties ,Conditions of Parallelism, Program Partitioning and Scheduling, Program Flow Mechanisms, System Interconnect Architectures, Principles of Scalable Performance, Performance Metrics and Measures, Parallel Processing Applications, Speedup Performance Laws, Scalability Analysis and Approaches.	**10 Hours**
Module – 2	
Hardware Technologies: Processors and Memory Hierarchy, Advanced Processor Technology, Superscalar and Vector Processors, Memory Hierarchy Technology, Virtual Memory Technology.	**10 Hours**
Module – 3	
Bus, Cache, and Shared Memory ,Bus Systems ,Cache Memory Organizations ,Shared Memory Organizations ,Sequential and Weak Consistency Models ,Pipelining and Superscalar Techniques ,Linear Pipeline Processors ,Nonlinear Pipeline Processors ,Instruction Pipeline Design ,Arithmetic Pipeline Design (Upto 6.4).	**10 Hours**
Module – 4	
Parallel and Scalable Architectures: Multiprocessors and Multicomputers ,Multiprocessor System Interconnects, Cache Coherence and Synchronization Mechanisms, Three Generations of Multicomputers ,Message-Passing Mechanisms ,Multivector and SIMD Computers ,Vector Processing Principles ,Multivector Multiprocessors ,Compound Vector Processing ,SIMD Computer Organizations (Upto 8.4),Scalable, Multithreaded, and Dataflow Architectures, Latency-Hiding Techniques, Principles of Multithreading, Fine-Grain Multicomputers, Scalable and Multithreaded Architectures, Dataflow and Hybrid Architectures.	**10 Hours**
Module – 5	
Software for parallel programming: Parallel Models, Languages, and Compilers ,Parallel Programming Models, Parallel Languages and Compilers ,Dependence Analysis of Data Arrays ,Parallel Program Development and Environments, Synchronization and Multiprocessing Modes. Instruction and System Level Parallelism, Instruction Level Parallelism ,Computer Architecture ,Contents, Basic Design Issues ,Problem Definition ,Model of a Typical Processor ,Compiler-detected Instruction Level Parallelism ,Operand Forwarding ,Reorder Buffer, Register Renaming ,Tomasulo's Algorithm ,Branch Prediction, Limitations in Exploiting Instruction Level Parallelism ,Thread Level Parallelism.	**10 Hours**
Course outcomes: The students should be able to:	

- Understand the concepts of parallel computing and hardware technologies
- Illustrate and contrast the parallel architectures
- Recall parallel programming concepts

Question paper pattern

The question paper will have ten questions.
There will be 2 questions from each module.
Each question will have questions covering all the topics under a module.
The students will have to answer 5 full questions, selecting one full question from each module.

Text Books:

1. Kai Hwang and Naresh Jotwani, Advanced Computer Architecture (SIE): Parallelism, Scalability, Programmability, McGraw Hill Education 3/e. 2015

Reference Books:

1. John L. Hennessy and David A. Patterson, Computer Architecture: A quantitative approach, 5th edition, Morgan Kaufmann Elseveir, 2013

MACHINE LEARNING
[As per Choice Based Credit System (CBCS) scheme]
(Effective from the academic year 2017 - 2018)
SEMESTER – VII

Subject Code	17CS73	IA Marks	40
Number of Lecture Hours/Week	03	Exam Marks	60
Total Number of Lecture Hours	50	Exam Hours	03

CREDITS – 04

Module – 1	**Teaching Hours**
Introduction: Well posed learning problems, Designing a Learning system, Perspective and Issues in Machine Learning. **Concept Learning:** Concept learning task, Concept learning as search, Find-S algorithm, Version space, Candidate Elimination algorithm, Inductive Bias. **Text Book1, Sections: 1.1 – 1.3, 2.1-2.5, 2.7**	**10 Hours**
Module – 2	
Decision Tree Learning: Decision tree representation, Appropriate problems for decision tree learning, Basic decision tree learning algorithm, hypothesis space search in decision tree learning, Inductive bias in decision tree learning, Issues in decision tree learning. **Text Book1, Sections: 3.1-3.7**	**10 Hours**
Module – 3	
Artificial Neural Networks: Introduction, Neural Network representation, Appropriate problems, Perceptrons, Backpropagation algorithm. **Text book 1, Sections: 4.1 – 4.6**	**08 Hours**
Module – 4	
Bayesian Learning: Introduction, Bayes theorem, Bayes theorem and concept learning, ML and LS error hypothesis, ML for predicting probabilities, MDL principle, Naive Bayes classifier, Bayesian belief networks, EM algorithm **Text book 1, Sections: 6.1 – 6.6, 6.9, 6.11, 6.12**	**10 Hours**
Module – 5	
Evaluating Hypothesis: Motivation, Estimating hypothesis accuracy, Basics of sampling theorem, General approach for deriving confidence intervals, Difference in error of two hypothesis, Comparing learning algorithms. **Instance Based Learning:** Introduction, k-nearest neighbor learning, locally weighted regression, radial basis function, cased-based reasoning, **Reinforcement Learning:** Introduction, Learning Task, Q Learning **Text book 1, Sections: 5.1-5.6, 8.1-8.5, 13.1-13.3**	**12 Hours**

Course Outcomes: After studying this course, students will be able to

- Recall the problems for machine learning. And select the either supervised, unsupersvised or reinforcement learning.
- Understand theory of probability and statistics related to machine learning
- Illustrate concept learning, ANN, Bayes classifier, k nearest neighbor, Q,

Question paper pattern:

The question paper will have ten questions.
There will be 2 questions from each module.

Each question will have questions covering all the topics under a module.
The students will have to answer 5 full questions, selecting one full question from each module.

Text Books:

1. Tom M. Mitchell, Machine Learning**,** India Edition 2013, McGraw Hill Education.

Reference Books:

1. Trevor Hastie, Robert Tibshirani, Jerome Friedman, h The Elements of Statistical Learning, 2nd edition, springer series in statistics.
2. Ethem Alpaydın, Introduction to machine learning, second edition, MIT press.

NATURAL LANGUAGE PROCESSING
[As per Choice Based Credit System (CBCS) scheme]
(Effective from the academic year 2017 - 2018)
SEMESTER – VII

Subject Code	17CS741	IA Marks	40
Number of Lecture Hours/Week	3	Exam Marks	60
Total Number of Lecture Hours	40	Exam Hours	03

CREDITS – 03

Module – 1	**Teaching Hours**
Overview and language modeling: Overview: Origins and challenges of NLP-Language and Grammar-Processing Indian Languages- NLP Applications-Information Retrieval. Language Modeling: Various Grammar- based Language Models-Statistical Language Model.	**8 Hours**
Module – 2	
Word level and syntactic analysis: Word Level Analysis: Regular Expressions-Finite-State Automata-Morphological Parsing-Spelling Error Detection and correction-Words and Word classes-Part-of Speech Tagging. Syntactic Analysis: Context-free Grammar-Constituency- Parsing-Probabilistic Parsing.	**8 Hours**
Module – 3	
Extracting Relations from Text: From Word Sequences to Dependency Paths: Introduction, Subsequence Kernels for Relation Extraction, A Dependency-Path Kernel for Relation Extraction and Experimental Evaluation. **Mining Diagnostic Text Reports by Learning to Annotate Knowledge Roles:** Introduction, Domain Knowledge and Knowledge Roles, Frame Semantics and Semantic Role Labeling, Learning to Annotate Cases with Knowledge Roles and Evaluations. **A Case Study in Natural Language Based Web Search:** InFact System Overview, The GlobalSecurity.org Experience.	**8 Hours**
Module – 4	
Evaluating Self-Explanations in iSTART: Word Matching, Latent Semantic Analysis, and Topic Models: Introduction, iSTART: Feedback Systems, iSTART: Evaluation of Feedback Systems, **Textual Signatures: Identifying Text-Types Using Latent Semantic Analysis to Measure the Cohesion of Text Structures:** Introduction, Cohesion, Coh-Metrix, Approaches to Analyzing Texts, Latent Semantic Analysis, Predictions, Results of Experiments. **Automatic Document Separation: A Combination of Probabilistic Classification and Finite-State Sequence Modeling:** Introduction, Related Work, Data Preparation, Document Separation as a Sequence Mapping Problem, Results. **Evolving Explanatory Novel Patterns for Semantically-Based Text Mining:** Related Work, A Semantically Guided Model for Effective Text Mining.	**8 Hours**
Module – 5	
INFORMATION RETRIEVAL AND LEXICAL RESOURCES: Information Retrieval: Design features of Information Retrieval Systems-Classical, Non classical, Alternative Models of Information Retrieval – valuation Lexical Resources: World Net-Frame Net- Stemmers-POS Tagger- Research Corpora.	**8 Hours**

Course outcomes: The students should be able to:

- Analyze the natural language text.
- Define the importance of natural language.
- Understand the concepts Text mining.
- Illustrate information retrieval techniques.

Question paper pattern:

The question paper will have ten questions.
There will be 2 questions from each module.
Each question will have questions covering all the topics under a module.
The students will have to answer 5 full questions, selecting one full question from each module.

Text Books:

1. Tanveer Siddiqui, U.S. Tiwary, "Natural Language Processing and Information Retrieval", Oxford University Press, 2008.
2. Anne Kao and Stephen R. Poteet (Eds), "Natural LanguageProcessing and Text Mining", Springer-Verlag London Limited 2007.

Reference Books:

1. Daniel Jurafsky and James H Martin, "Speech and Language Processing: Anintroduction to Natural Language Processing, Computational Linguistics and SpeechRecognition", 2nd Edition, Prentice Hall, 2008.
2. James Allen, "Natural Language Understanding", 2nd edition, Benjamin/Cummingspublishing company, 1995.
3. Gerald J. Kowalski and Mark.T. Maybury, "Information Storage and Retrieval systems", Kluwer academic Publishers, 2000.

CLOUD COMPUTING AND ITS APPLICATIONS
[As per Choice Based Credit System (CBCS) scheme]
(Effective from the academic year 2017 - 2018)
SEMESTER – VII

Subject Code	17CS742	IA Marks	40
Number of Lecture Hours/Week	3	Exam Marks	60
Total Number of Lecture Hours	40	Exam Hours	03

CREDITS – 03

Module – 1	**Teaching Hours**
Introduction ,Cloud Computing at a Glance, The Vision of Cloud Computing, Defining a Cloud, A Closer Look, Cloud Computing Reference Model, Characteristics and Benefits, Challenges Ahead, Historical Developments, Distributed Systems, Virtualization, Web 2.0, Service-Oriented Computing, Utility-Oriented Computing, Building Cloud Computing Environments, Application Development, Infrastructure and System Development, Computing Platforms and Technologies, Amazon Web Services (AWS), Google AppEngine, Microsoft Azure, Hadoop, Force.com and Salesforce.com, Manjrasoft Aneka Virtualization, Introduction, Characteristics of Virtualized, Environments Taxonomy of Virtualization Techniques, Execution Virtualization, Other Types of Virtualization, Virtualization and Cloud Computing, Pros and Cons of Virtualization, Technology Examples Xen: Paravirtualization, VMware: Full Virtualization, Microsoft Hyper-V	**8 Hours**
Module – 2	
Cloud Computing Architecture, Introduction, Cloud Reference Model, Architecture, Infrastructure / Hardware as a Service, Platform as a Service, Software as a Service, Types of Clouds, Public Clouds, Private Clouds, Hybrid Clouds, Community Clouds, Economics of the Cloud, Open Challenges, Cloud Definition, Cloud Interoperability and Standards Scalability and Fault Tolerance Security, Trust, and Privacy Organizational Aspects Aneka: Cloud Application Platform, Framework Overview, Anatomy of the Aneka Container, From the Ground Up: Platform Abstraction Layer, Fabric Services, foundation Services, Application Services, Building Aneka Clouds, Infrastructure Organization, Logical Organization, Private Cloud Deployment Mode, Public Cloud Deployment Mode, Hybrid Cloud Deployment Mode, Cloud Programming and Management, Aneka SDK, Management Tools	**8 Hours**
Module – 3	
Concurrent Computing: Thread Programming, Introducing Parallelism for Single Machine Computation, Programming Applications with Threads, What is a Thread?, Thread APIs, Techniques for Parallel Computation with Threads, Multithreading with Aneka, Introducing the Thread Programming Model, Aneka Thread vs. Common Threads, Programming Applications with Aneka Threads, Aneka Threads Application Model, Domain Decomposition: Matrix Multiplication, Functional Decomposition: Sine, Cosine, and Tangent. High-Throughput Computing: Task Programming, Task Computing, Characterizing a Task, Computing Categories, Frameworks for Task Computing, Task-based Application Models, Embarrassingly Parallel Applications,	**8 Hours**

Parameter Sweep Applications, MPI Applications, Workflow Applications with Task Dependencies, Aneka Task-Based Programming, Task Programming Model, Developing Applications with the Task Model, Developing Parameter Sweep Application, Managing Workflows.	
Module – 4	
Data Intensive Computing: Map-Reduce Programming, What is Data-Intensive Computing?, Characterizing Data-Intensive Computations, Challenges Ahead, Historical Perspective, Technologies for Data-Intensive Computing, Storage Systems, Programming Platforms, Aneka MapReduce Programming, Introducing the MapReduce Programming Model, Example Application	**8 Hours**
Module – 5	
Cloud Platforms in Industry, Amazon Web Services, Compute Services, Storage Services, Communication Services, Additional Services, Google AppEngine, Architecture and Core Concepts, Application Life-Cycle, Cost Model, Observations, Microsoft Azure, Azure Core Concepts, SQL Azure, Windows Azure Platform Appliance. Cloud Applications Scientific Applications, Healthcare: ECG Analysis in the Cloud, Biology: Protein Structure Prediction, Biology: Gene Expression Data Analysis for Cancer Diagnosis, Geoscience: Satellite Image Processing, Business and Consumer Applications, CRM and ERP, Productivity, Social Networking, Media Applications, Multiplayer Online Gaming.	**8 Hours**
Course outcomes: The students should be able to:	
• Understand the concepts of cloud computing, virtualization and classify services of cloud computing • Illustrate architecture and programming in cloud • Define the platforms for development of cloud applications and List the application of cloud.	
Question paper pattern: The question paper will have ten questions. There will be 2 questions from each module. Each question will have questions covering all the topics under a module. The students will have to answer 5 full questions, selecting one full question from each module.	
Text Books: 1. Rajkumar Buyya, Christian Vecchiola, and Thamarai Selvi Mastering Cloud. Computing McGraw Hill Education	
Reference Books:	
1. Dan C. Marinescu, Cloud Computing Theory and Practice, Morgan Kaufmann, Elsevier 2013.	

INFORMATION AND NETWORK SECURITY
[As per Choice Based Credit System (CBCS) scheme]
(Effective from the academic year 2017 - 2018)
SEMESTER – VII

Subject Code	17CS743	IA Marks	40
Number of Lecture Hours/Week	3	Exam Marks	60
Total Number of Lecture Hours	40	Exam Hours	03

CREDITS – 03

Module – 1	**Teaching Hours**
Introduction. How to Speak Crypto. Classic Crypto. Simple Substitution Cipher. Cryptanalysis of a Simple Substitution. Definition of Secure. Double Transposition Cipher. One-time Pad. Project VENONA. Codebook Cipher. Ciphers of the Election of 1876. Modern Crypto History. Taxonomy of Cryptography. Taxonomy of Cryptanalysis.	**8 Hours**
Module – 2.	
What is a Hash Function? The Birthday Problem.Non-cryptographic Hashes. Tiger Hash. HMAC. Uses of Hash Functions. Online Bids. Spam Reduction. Other Crypto-Related Topics. Secret Sharing. Key Escrow. Random Numbers. Texas Hold 'em Poker. Generating Random Bits. Information Hiding.	**8 Hours**
Module – 3	
Random number generation Providing freshness Fundamentals of entity authentication Passwords Dynamic password schemes Zero-knowledge mechanisms Further reading Cryptographic Protocols Protocol basics From objectives to a protocol Analysing a simple protocol Authentication and key establishment protocols	**8 Hours**
Module – 4	
Key management fundamentals Key lengths and lifetimes Key generation Key establishment Key storage Key usage Governing key management Public-Key Management Certification of public keys The certificate lifecycle Public-key management models Alternative approaches	**8 Hours**
Module – 5	
Cryptographic Applications Cryptography on the Internet Cryptography for wireless local area networks Cryptography for mobile telecommunications Cryptography for secure payment card transactions Cryptography for video broadcasting Cryptography for identity cards Cryptography for home users	**8 Hours**

Course outcomes: The students should be able to:

- Analyze the Digitals security lapses
- Illustrate the need of key management

Question paper pattern:
The question paper will have ten questions.
There will be 2 questions from each module.
Each question will have questions covering all the topics under a module.
The students will have to answer 5 full questions, selecting one full question from each module.

Text Books:

1. Information Security: Principles and Practice, 2nd Edition by Mark Stamp Wiley
2. Everyday Cryptography: Fundamental Principles and Applications Keith M. Martin Oxford Scholarship Online: December 2013

Reference Books:

1. Applied Cryptography Protocols, Algorithms, and Source Code in C by Bruce Schneier

UNIX SYSTEM PROGRAMMING
[As per Choice Based Credit System (CBCS) scheme]
(Effective from the academic year 2017 - 2018)
SEMESTER – VII

Subject Code	17CS744	IA Marks	40
Number of Lecture Hours/Week	3	Exam Marks	60
Total Number of Lecture Hours	40	Exam Hours	03

CREDITS – 03

Module – 1	**Teaching Hours**
Introduction: UNIX and ANSI Standards: The ANSI C Standard, The ANSI/ISO C++ Standards, Difference between ANSI C and C++, The POSIX Standards, The POSIX.1 FIPS Standard, The X/Open Standards. UNIX and POSIX APIs: The POSIX APIs, The UNIX and POSIX Development Environment, API Common Characteristics.	**8 Hours**
Module – 2	
UNIX Files and APIs: File Types, The UNIX and POSIX File System, The UNIX and POSIX File Attributes, Inodes in UNIX System V, Application Program Interface to Files, UNIX Kernel Support for Files, Relationship of C Stream Pointers and File Descriptors, Directory Files, Hard and Symbolic Links. UNIX File APIs: General File APIs, File and Record Locking, Directory File APIs, Device File APIs, FIFO File APIs, Symbolic Link File APIs.	**8 Hours**
Module – 3	
UNIX Processes and Process Control: The Environment of a UNIX Process: Introduction, main function, Process Termination, Command-Line Arguments, Environment List, Memory Layout of a C Program, Shared Libraries, Memory Allocation, Environment Variables, setjmp and longjmp Functions, getrlimit, setrlimit Functions, UNIX Kernel Support for Processes. Process Control: Introduction, Process Identifiers, fork, vfork, exit, wait, waitpid, wait3, wait4 Functions, Race Conditions, exec Functions, Changing User IDs and Group IDs, Interpreter Files, system Function, Process Accounting, User Identification, Process Times, I/O Redirection. Process Relationships: Introduction, Terminal Logins, Network Logins, Process Groups, Sessions, Controlling Terminal, tcgetpgrp and tcsetpgrp Functions, Job Control, Shell Execution of Programs, Orphaned Process Groups.	**8 Hours**
Module – 4	
Signals and Daemon Processes: Signals: The UNIX Kernel Support for Signals, signal, Signal Mask, sigaction, The SIGCHLD Signal and the waitpid Function, The sigsetjmp and siglongjmp Functions, Kill, Alarm, Interval Timers, POSIX.lb Timers. Daemon Processes: Introduction, Daemon Characteristics, Coding Rules, Error Logging, Client-Server Model.	**8 Hours**
Module – 5	
Interprocess Communication : Overview of IPC Methods, Pipes, popen, pclose Functions, Coprocesses, FIFOs, System V IPC, Message Queues, Semaphores. Shared Memory, Client-Server Properties, Stream Pipes, Passing File Descriptors, An Open Server-Version 1, Client-Server Connection Functions.	**8 Hours**

Course outcomes: The students should be able to:

- Understand the working of Unix Systems
- Illustrate the application/service over a UNIX system.

Question paper pattern:
The question paper will have ten questions.
There will be 2 questions from each module.
Each question will have questions covering all the topics under a module.
The students will have to answer 5 full questions, selecting one full question from each module.

Text Books:

1. Unix System Programming Using C++ - Terrence Chan, PHI, 1999.
2. Advanced Programming in the UNIX Environment - W.Richard Stevens, Stephen A. Rago, 3nd Edition, Pearson Education / PHI, 2005.

Reference Books:

1. Advanced Unix Programming- Marc J. Rochkind, 2nd Edition, Pearson Education, 2005.
2. The Design of the UNIX Operating System - Maurice.J.Bach, Pearson Education / PHI, 1987.
3. Unix Internals - Uresh Vahalia, Pearson Education, 2001.

SOFT AND EVOLUTIONARY COMPUTING
[As per Choice Based Credit System (CBCS) scheme]
(Effective from the academic year 2017 - 2018)
SEMESTER – VII

Subject Code	17CS751	IA Marks	40
Number of Lecture Hours/Week	3	Exam Marks	60
Total Number of Lecture Hours	40	Exam Hours	03

CREDITS – 03

Module – 1	**Teaching Hours**
Introduction to soft computing: ANN, FS,GA, SI, ES, Comparing among intelligent systems ANN: introduction, biological inspiration, BNN&ANN, classification, first Generation NN, perceptron, illustrative problems **Text Book 1: Chapter1: 1.1-1.8, Chapter2: 2.1-2.6**	**8 Hours**
Module – 2	
Adaline, Medaline, ANN: (2nd generation), introduction, BPN, KNN,HNN, BAM, RBF,SVM and illustrative problems **Text Book 1: Chapter2: 3.1,3.2,3.3,3.6,3.7,3.10,3.11**	**8 Hours**
Module – 3	
Fuzzy logic: introduction, human learning ability, undecidability, probability theory, classical set and fuzzy set, fuzzy set operations, fuzzy relations, fuzzy compositions, natural language and fuzzy interpretations, structure of fuzzy inference system, illustrative problems **Text Book 1: Chapter 5**	**8 Hours**
Module – 4	
Introduction to GA, GA, procedures, working of GA, GA applications, applicability, evolutionary programming, working of EP, GA based Machine learning classifier system, illustrative problems **Text Book 1: Chapter 7**	**8 Hours**
Module – 5	
Swarm Intelligent system: Introduction, Background of SI, Ant colony system Working of ACO, Particle swarm Intelligence(PSO). **Text Book 1: 8.1-8.4, 8.7**	**8 Hours**

Course outcomes: The students should be able to:

- Understand soft computing techniques
- Apply the learned techniques to solve realistic problems
- Differentiate soft computing with hard computing techniques

Question paper pattern:
The question paper will have ten questions.
There will be 2 questions from each module.
Each question will have questions covering all the topics under a module.
The students will have to answer 5 full questions, selecting one full question from each module.

Text Books:

1. Soft computing : N. P Padhy and S P Simon , Oxford University Press 2015

Reference Books:

1. Principles of Soft Computing, Shivanandam, Deepa S. N Wiley India, 2011.

COMPUTER VISION AND ROBOTICS
[As per Choice Based Credit System (CBCS) scheme]
(Effective from the academic year 2017 - 2018)
SEMESTER – VII

Subject Code	17CS752	IA Marks	40
Number of Lecture Hours/Week	3	Exam Marks	60
Total Number of Lecture Hours	40	Exam Hours	03

CREDITS – 03

Module – 1	**Teaching Hours**
CAMERAS: Pinhole Cameras**, Radiometry – Measuring Light:** Light in Space, Light Surfaces, Important Special Cases, **Sources, Shadows, And Shading:** Qualitative Radiometry, Sources and Their Effects, Local Shading Models, Application: Photometric Stereo, Interreflections: Global Shading Models, **Color:** The Physics of Color, Human Color Perception, Representing Color, A Model for Image Color, Surface Color from Image Color.	**8 Hours**
Module – 2	
Linear Filters: Linear Filters and Convolution, Shift Invariant Linear Systems, Spatial Frequency and Fourier Transforms, Sampling and Aliasing, Filters as Templates, **Edge Detection:** Noise, Estimating Derivatives, Detecting Edges, **Texture:** Representing Texture, Analysis (and Synthesis) Using Oriented Pyramids, Application: Synthesis by Sampling Local Models, Shape from Texture.	**8 Hours**
Module – 3	
The Geometry of Multiple Views: Two Views, **Stereopsis:** Reconstruction, Human Stereposis, Binocular Fusion, Using More Cameras, **Segmentation by Clustering:** What Is Segmentation?, Human Vision: Grouping and Getstalt, Applications: Shot Boundary Detection and Background Subtraction, Image Segmentation by Clustering Pixels, Segmentation by Graph-Theoretic Clustering,	**8 Hours**
Module – 4	
Segmentation by Fitting a Model: The Hough Transform, Fitting Lines, Fitting Curves, Fitting as a Probabilistic Inference Problem, Robustness, **Segmentation and Fitting Using Probabilistic Methods:** Missing Data Problems, Fitting, and Segmentation, The EM Algorithm in Practice, **Tracking With Linear Dynamic Models:** Tracking as an Abstract Inference Problem, Linear Dynamic Models, Kalman Filtering, Data Association, Applications and Examples**.**	**8 Hours**
Module – 5	
Geometric Camera Models: Elements of Analytical Euclidean Geometry, Camera Parameters and the Perspective Projection, Affine Cameras and Affine Projection Equations, **Geometric Camera Calibration:** Least-Squares Parameter Estimation, A Linear Approach to Camera Calibration, Taking Radial Distortion into Account, Analytical Photogrammetry, An Application: Mobile Robot Localization, **Model- Based Vision:** Initial Assumptions, Obtaining Hypotheses by Pose Consistency, Obtaining Hypotheses by pose Clustering, Obtaining Hypotheses Using Invariants, Verification, Application: Registration In Medical Imaging Systems, Curved Surfaces and Alignment.	**8 Hours**

Course outcomes: The students should be able to:

- Implement fundamental image processing techniques required for computer vision
- Perform shape analysis

- Implement boundary tracking techniques
- Apply chain codes and other region descriptors
- Apply Hough Transform for line, circle, and ellipse detections.
- Apply 3D vision techniques.
- Implement motion related techniques.
- Develop applications using computer vision techniques.

Question paper pattern:

The question paper will have ten questions.
There will be 2 questions from each module.
Each question will have questions covering all the topics under a module.
The students will have to answer 5 full questions, selecting one full question from each module.

Text Books:

1. David A. Forsyth and Jean Ponce: Computer Vision – A Modern Approach, PHI Learning (Indian Edition), 2009.

Reference Books:

2. E. R. Davies: Computer and Machine Vision – Theory, Algorithms and Practicalities, Elsevier (Academic Press), 4th edition, 2013.

DIGITAL IMAGE PROCESSING
[As per Choice Based Credit System (CBCS) scheme]
(Effective from the academic year 2017 - 2018)
SEMESTER – VII

Subject Code	17CS753	IA Marks	40
Number of Lecture Hours/Week	3	Exam Marks	60
Total Number of Lecture Hours	40	Exam Hours	03

CREDITS – 03

Module – 1	**Teaching Hours**
Introduction Fundamental Steps in Digital Image Processing, Components of an Image Processing System, Sampling and Quantization, Representing Digital Images (Data structure), Some Basic Relationships Between Pixels- Neighbors and Connectivity of pixels in image, Applications of Image Processing: Medical imaging, Robot vision, Character recognition, Remote Sensing.	**8 Hours**
Module – 2	
Image Enhancement In The Spatial Domain: Some Basic Gray Level Transformations, Histogram Processing, Enhancement Using Arithmetic/Logic Operations, Basics of Spatial Filtering, Smoothing Spatial Filters, Sharpening Spatial Filters, Combining Spatial Enhancement Methods.	**8 Hours**
Module – 3	
Image Enhancement In Frequency Domain: Introduction, Fourier Transform, Discrete Fourier Transform (DFT), properties of DFT , Discrete Cosine Transform (DCT), Image filtering in frequency domain.	**8 Hours**
Module – 4	
Image Segmentation: Introduction, Detection of isolated points, line detection, Edge detection, Edge linking, Region based segmentation- Region growing, split and merge technique, local processing, regional processing, Hough transform, Segmentation using Threshold.	**8 Hours**
Module – 5	
Image Compression: Introduction, coding Redundancy , Inter-pixel redundancy, image compression model, Lossy and Lossless compression, Huffman Coding, Arithmetic Coding, LZW coding, Transform Coding, Sub-image size selection, blocking, DCT implementation using FFT, Run length coding.	**8 Hours**

Course outcomes: The students should be able to:

- Explain fundamentals of image processing
- Compare transformation algorithms
- Contrast enhancement, segmentation and compression techniques

Question paper pattern:
The question paper will have ten questions.
There will be 2 questions from each module.
Each question will have questions covering all the topics under a module.
The students will have to answer 5 full questions, selecting one full question from each module.

Text Books:

1. Rafael C G., Woods R E. and Eddins S L, Digital Image Processing, Prentice Hall, 3rd edition, 2008.

Reference Books:

1. Milan Sonka,"Image Processing, analysis and Machine Vision", Thomson Press India

Ltd, Fourth Edition.
2. Fundamentals of Digital Image Processing- Anil K. Jain, 2nd Edition, Prentice Hall of India.
3. S. Sridhar , Digital Image Processing, Oxford University Press, 2nd Ed, 2016.

STORAGE AREA NETWORKS
[As per Choice Based Credit System (CBCS) scheme]
(Effective from the academic year 2017 - 2018)
SEMESTER – VII

Subject Code	17CS754	IA Marks	40
Number of Lecture Hours/Week	3	Exam Marks	60
Total Number of Lecture Hours	40	Exam Hours	03

CREDITS – 03

Module – 1	**Teaching Hours**
Storage System Introduction to evolution of storage architecture, key data center elements, virtualization, and cloud computing. Key data center elements – Host (or compute), connectivity, storage, and application in both classic and virtual environments. RAID implementations, techniques, and levels along with the impact of RAID on application performance.Components of intelligent storage systems and virtual storage provisioning and intelligent storage system implementations.	**8 Hours**
Module – 2	
Storage Networking Technologies and Virtualization Fibre Channel SAN components, connectivity options, and topologies including access protection mechanism 'zoning", FC protocol stack, addressing and operations, SAN-based virtualization and VSAN technology, iSCSI and FCIP protocols for storage access over IP network, Converged protocol FCoE and its components, Network Attached Storage (NAS) - components, protocol and operations, File level storage virtualization, Object based storage and unified storage platform.	**8 Hours**
Module – 3	
Backup, Archive, and Replication This unit focuses on information availability and business continuity solutions in both virtualized and non-virtualized environments. Business continuity terminologies, planning and solutions, Clustering and multipathing architecture to avoid single points of failure, Backup and recovery - methods, targets and topologies, Data deduplication and backup in virtualized environment, Fixed content and data archive, Local replication in classic and virtual environments, Remote replication in classic and virtual environments, Three-site remote replication and continuous data protection	**8 Hours**
Module – 4	
Cloud Computing Characteristics and benefits This unit focuses on the business drivers, definition, essential characteristics, and phases of journey to the Cloud. ,Business drivers for Cloud computing, Definition of Cloud computing, Characteristics of Cloud computing, Steps involved in transitioning from Classic data center to Cloud computing environment Services and deployment models, Cloud infrastructure components, Cloud migration considerations	**8 Hours**
Module – 5	
Securing and Managing Storage Infrastructure This chapter focuses on framework and domains of storage security along with covering security. implementation at storage networking. Security threats, and countermeasures in various domains Security solutions for FC-SAN, IP-SAN and NAS environments, Security in virtualized and cloud environments, Monitoring and managing various information infrastructure components in classic and virtual environments, Information lifecycle management (ILM) and storage tiering,	**8 Hours**

Cloud service management activities	
Course outcomes: The students should be able to:	
• Identify key challenges in managing information and analyze different storage networking technologies and virtualization • Explain components and the implementation of NAS • Describe CAS architecture and types of archives and forms of virtualization • Illustrate the storage infrastructure and management activities	
Question paper pattern: The question paper will have ten questions. There will be 2 questions from each module. Each question will have questions covering all the topics under a module. The students will have to answer 5 full questions, selecting one full question from each module.	
Text Books:	
1. Information Storage and Management,Author :EMC Education Services, Publisher: Wiley ISBN: 9781118094839 2. Storage Virtualization, Author: Clark Tom, Publisher: Addison Wesley Publishing Company ISBN : 9780321262516	
Reference Books:	
NIL	

MACHINE LEARNING LABORATORY
[As per Choice Based Credit System (CBCS) scheme]
(Effective from the academic year 2017 - 2018)
SEMESTER – VII

Subject Code	17CSL76	IA Marks	40
Number of Lecture Hours/Week	01I + 02P	Exam Marks	60
Total Number of Lecture Hours	40	Exam Hours	03

CREDITS – 02

Description (If any):

1. The programs can be implemented in either JAVA or Python.
2. For Problems 1 to 6 and 10, programs are to be developed without using the built-in classes or APIs of Java/Python.
3. Data sets can be taken from standard repositories (https://archive.ics.uci.edu/ml/datasets.html) or constructed by the students.

Lab Experiments:

1. Implement and demonstratethe **FIND-Salgorithm** for finding the most specific hypothesis based on a given set of training data samples. Read the training data from a .CSV file.
2. For a given set of training data examples stored in a .CSV file, implement and demonstrate the **Candidate-Elimination algorithm**to output a description of the set of all hypotheses consistent with the training examples.
3. Write a program to demonstrate the working of the decision tree based **ID3 algorithm**. Use an appropriate data set for building the decision tree and apply this knowledge toclassify a new sample.
4. Build an Artificial Neural Network by implementing the **Backpropagation algorithm** and test the same using appropriate data sets.
5. Write a program to implement the **naïve Bayesian classifier** for a sample training data set stored as a .CSV file. Compute the accuracy of the classifier, considering few test data sets.
6. Assuming a set of documents that need to be classified, use the **naïve Bayesian Classifier** model to perform this task. Built-in Java classes/API can be used to write the program. Calculate the accuracy, precision, and recall for your data set.
7. Write a program to construct a**Bayesian network** considering medical data. Use this model to demonstrate the diagnosis of heart patients using standard Heart Disease Data Set. You can use Java/Python ML library classes/API.
8. Apply **EM algorithm** to cluster a set of data stored in a .CSV file. Use the same data set for clustering using ***k*-Means algorithm**. Compare the results of these two algorithms and comment on the quality of clustering. You can add Java/Python ML library classes/API in the program.
9. Write a program to implement ***k*-Nearest Neighbour algorithm** to classify the iris data set. Print both correct and wrong predictions. Java/Python ML library classes can be used for this problem.
10. Implement the non-parametric **Locally Weighted Regressionalgorithm** in order to fit data points. Select appropriate data set for your experiment and draw graphs.

Study Experiment / Project:

NIL

Course outcomes: The students should be able to:

1. Understand the implementation procedures for the machine learning algorithms.

2. Design Java/Python programs for various Learning algorithms.
3. Apply appropriate data sets to the Machine Learning algorithms.
4. Identify and apply Machine Learning algorithms to solve real world problems.

Conduction of Practical Examination:

- All laboratory experiments are to be included for practical examination.
- Students are allowed to pick one experiment from the lot.
- Strictly follow the instructions as printed on the cover page of answer script
- Marks distribution: Procedure + Conduction + Viva:**15 + 70 +15 (100)**

Change of experiment is allowed only once and marks allotted to the procedure part to be made zero.

WEB TECHNOLOGY LABORATORY WITH MINI PROJECT
[As per Choice Based Credit System (CBCS) scheme]
(Effective from the academic year 2017 - 2018)
SEMESTER – VII

Subject Code	17CSL77	IA Marks	40
Number of Lecture Hours/Week	01I + 02P	Exam Marks	60
Total Number of Lecture Hours	40	Exam Hours	03

CREDITS – 02

Description (If any):

NIL

Lab Experiments:

PART A

1. Write a JavaScript to design a simple calculator to perform the following operations: sum, product, difference and quotient.
2. Write a JavaScript that calculates the squares and cubes of the numbers from 0 to 10 and outputs HTML text that displays the resulting values in an HTML table format.
3. Write a JavaScript code that displays text “TEXT-GROWING” with increasing font size in the interval of 100ms in RED COLOR, when the font size reaches 50pt it displays “TEXT-SHRINKING” in BLUE color. Then the font size decreases to 5pt.
4. Develop and demonstrate a HTML5 file that includes JavaScript script that uses functions for the following problems:
   a. Parameter: A string
   b. Output: The position in the string of the left-most vowel
   c. Parameter: A number
   d. Output: The number with its digits in the reverse order
5. Design an XML document to store information about a student in an engineering college affiliated to VTU. The information must include USN, Name, and Name of the College, Branch, Year of Joining, and email id. Make up sample data for 3 students. Create a CSS style sheet and use it to display the document.
6. Write a PHP program to keep track of the number of visitors visiting the web page and to display this count of visitors, with proper headings.
7. Write a PHP program to display a digital clock which displays the current time of the server.
8. Write the PHP programs to do the following:
   a. Implement simple calculator operations.
   b. Find the transpose of a matrix.
   c. Multiplication of two matrices.
   d. Addition of two matrices.

9. Write a PHP program named states.py that declares a variable states with value "Mississippi Alabama Texas Massachusetts Kansas". write a PHP program that does the following:
   a. Search for a word in variable states that ends in xas. Store this word in element 0 of a list named statesList.

b. Search for a word in states that begins with k and ends in s. Perform a case-insensitive comparison. [Note: Passing re.Ias a second parameter to method compile performs a case-insensitive comparison.] Store this word in element1 of statesList.
c. Search for a word in states that begins with M and ends in s. Store this word in element 2 of the list.
d. Search for a word in states that ends in a. Store this word in element 3 of the list.

10. Write a PHP program to sort the student records which are stored in the database using selection sort.

Study Experiment / Project:

Develop a web application project using the languages and concepts learnt in the theory and exercises listed in part A with a good look and feel effects. You can use any web technologies and frameworks and databases.

Note:

1. In the examination each student picks one question from part A.
2. A team of two or three students must develop the mini project. However during the examination, each student must demonstrate the project individually.
3. The team must submit a brief project report (15-20 pages) that must include the following
    a. Introduction
    b. Requirement Analysis
    c. Software Requirement Specification
    d. Analysis and Design
    e. Implementation
    f. Testing

Course outcomes: The students should be able to:

- Design and develop dynamic web pages with good aesthetic sense of designing and latest technical know-how's.
- Understand the concepts of Web Application Terminologies, Internet Tools other web services.
- Recall how to link and publish web sites

Conduction of Practical Examination:

1. All laboratory experiments from part A are to be included for practical examination.
2. Mini project has to be evaluated for 40 Marks.
3. Report should be prepared in a standard format prescribed for project work.
4. Students are allowed to pick one experiment from the lot.
5. Strictly follow the instructions as printed on the cover page of answer script.
6. Marks distribution:
    a) Part A: Procedure + Conduction + Viva: **09 + 42 +09 =60 Marks**
    b) Part B: Demonstration + Report + Viva voce **20+14+06 = 40** Marks

Change of experiment is allowed only once and marks allotted to the procedure part to be made zero.

INTERNET OF THINGS TECHNOLOGY
[As per Choice Based Credit System (CBCS) scheme]
(Effective from the academic year 2017 - 2018)
SEMESTER – VIII

Subject Code	**17CS81**	IA Marks	40
Number of Lecture Hours/Week	04	Exam Marks	60
Total Number of Lecture Hours	50	Exam Hours	03

CREDITS – 04

Module – 1	**Teaching Hours**
What is IoT, Genesis of IoT, IoT and Digitization, IoT Impact, Convergence of IT and IoT, IoT Challenges, IoT Network Architecture and Design, Drivers Behind New Network Architectures, Comparing IoT Architectures, A Simplified IoT Architecture, The Core IoT Functional Stack, IoT Data Management and Compute Stack.	**10 Hours**
Module – 2	
Smart Objects: The "Things" in IoT, Sensors, Actuators, and Smart Objects, Sensor Networks, Connecting Smart Objects, Communications Criteria, IoT Access Technologies.	**10 Hours**
Module – 3	
IP as the IoT Network Layer, The Business Case for IP, The need for Optimization, Optimizing IP for IoT, Profiles and Compliances, Application Protocols for IoT, The Transport Layer, IoT Application Transport Methods.	**10 Hours**
Module – 4	
Data and Analytics for IoT, An Introduction to Data Analytics for IoT, Machine Learning, Big Data Analytics Tools and Technology, Edge Streaming Analytics, Network Analytics, Securing IoT, A Brief History of OT Security, Common Challenges in OT Security, How IT and OT Security Practices and Systems Vary, Formal Risk Analysis Structures: OCTAVE and FAIR, The Phased Application of Security in an Operational Environment	**10 Hours**
Module – 5	
IoT Physical Devices and Endpoints - Arduino UNO: Introduction to Arduino, Arduino UNO, Installing the Software, Fundamentals of Arduino Programming. IoT Physical Devices and Endpoints - RaspberryPi: Introduction to RaspberryPi, About the RaspberryPi Board: Hardware Layout, Operating Systems on RaspberryPi, Configuring RaspberryPi, Programming RaspberryPi with Python, Wireless Temperature Monitoring System Using Pi, DS18B20 Temperature Sensor, Connecting Raspberry Pi via SSH, Accessing Temperature from DS18B20 sensors, Remote access to RaspberryPi, Smart and Connected Cities, An IoT Strategy for Smarter Cities, Smart City IoT Architecture, Smart City Security Architecture, Smart City Use-Case Examples.	**10 Hours**

Course Outcomes: After studying this course, students will be able to

- Interpret the impact and challenges posed by IoT networks leading to new architectural models.
- Compare and contrast the deployment of smart objects and the technologies to connect them to network.

- Appraise the role of IoT protocols for efficient network communication.
- Elaborate the need for Data Analytics and Security in IoT.
- Illustrate different sensor technologies for sensing real world entities and identify the applications of IoT in Industry.

Question paper pattern:

The question paper will have ten questions.
There will be 2 questions from each module.
Each question will have questions covering all the topics under a module.
The students will have to answer 5 full questions, selecting one full question from each module.

Text Books:

1. David Hanes, Gonzalo Salgueiro, Patrick Grossetete, Robert Barton, Jerome Henry,**"IoT Fundamentals: Networking Technologies, Protocols, and Use Cases for the Internet of Things",** 1st Edition, Pearson Education (Cisco Press Indian Reprint). (**ISBN:** 978-9386873743)
2. Srinivasa K G, **"Internet of Things",**CENGAGE Leaning India, 2017

Reference Books:

1. Vijay Madisetti and ArshdeepBahga, **"Internet of Things (A Hands-on-Approach)",** 1st Edition, VPT, 2014. (**ISBN:** 978-8173719547)
2. Raj Kamal, **"Internet of Things: Architecture and Design Principles",** 1st Edition, McGraw Hill Education, 2017. (**ISBN:** 978-9352605224)

BIG DATA ANALYTICS
[As per Choice Based Credit System (CBCS) scheme]
(Effective from the academic year 2017 - 2018)
SEMESTER – VIII

Subject Code	17CS82	IA Marks	40
Number of Lecture Hours/Week	4	Exam Marks	60
Total Number of Lecture Hours	50	Exam Hours	03

CREDITS – 04

Module – 1	**Teaching Hours**
Hadoop Distributed File System Basics, Running Example Programs and Benchmarks, Hadoop MapReduce Framework, MapReduce Programming	**10 Hours**
Module – 2	
Essential Hadoop Tools, Hadoop YARN Applications, Managing Hadoop with Apache Ambari, Basic Hadoop Administration Procedures	**10 Hours**
Module – 3	
Business Intelligence Concepts and Application, Data Warehousing, Data Mining, Data Visualization	**10 Hours**
Module – 4	
Decision Trees, Regression, Artificial Neural Networks, Cluster Analysis, Association Rule Mining	**10 Hours**
Module – 5	
Text Mining, Naïve-Bayes Analysis, Support Vector Machines, Web Mining, Social Network Analysis	**10 Hours**

Course outcomes: The students should be able to:

- Explain the concepts of HDFS and MapReduce framework
- Investigate Hadoop related tools for Big Data Analytics and perform basic Hadoop Administration
- Recognize the role of Business Intelligence, Data warehousing and Visualization in decision making
- Infer the importance of core data mining techniques for data analytics
- Compare and contrast different Text Mining Techniques

Question paper pattern:
The question paper will have ten questions.
There will be 2 questions from each module.
Each question will have questions covering all the topics under a module.
The students will have to answer 5 full questions, selecting one full question from each module.

Text Books:

1. Douglas Eadline,**"Hadoop 2 Quick-Start Guide: Learn the Essentials of Big Data Computing in the Apache Hadoop 2 Ecosystem",** 1st Edition, Pearson Education, 2016. ISBN-13: 978-9332570351
2. Anil Maheshwari, **"Data Analytics",** 1st Edition, McGraw Hill Education, 2017. ISBN-13: 978-9352604180

Reference Books:

1) Tom White, **"Hadoop: The Definitive Guide",** 4th Edition, O'Reilly Media, 2015.ISBN-13: 978-9352130672
2) Boris Lublinsky, Kevin T.Smith, Alexey Yakubovich,**"Professional Hadoop**

Solutions", 1st Edition, Wrox Press, 2014ISBN-13: 978-8126551071
3) Eric Sammer,**"Hadoop Operations: A Guide for Developers and Administrators",**1st Edition, O'Reilly Media, 2012.ISBN-13: 978-9350239261

HIGH PERFORMANCE COMPUTING
[As per Choice Based Credit System (CBCS) scheme]
(Effective from the academic year 2017 - 2018)
SEMESTER – VIII

Subject Code	17CS831	IA Marks	40
Number of Lecture Hours/Week	3	Exam Marks	60
Total Number of Lecture Hours	40	Exam Hours	03

CREDITS – 03

Module – 1	**Teaching Hours**
Introduction: Computational Science and Engineering: Computational Science and Engineering Applications; characteristics and requirements, Review of Computational Complexity, Performance: metrics and measurements, Granularity and Partitioning, Locality: temporal/spatial/stream/kernel, Basic methods for parallel programming, Real-world case studies (drawn from multi-scale, multi-discipline applications)	**08 Hours**
Module – 2	
High-End Computer Systems : Memory Hierarchies, Multi-core Processors: Homogeneous and Heterogeneous, Shared-memory Symmetric Multiprocessors, Vector Computers, Distributed Memory Computers, Supercomputers and Petascale Systems, Application Accelerators / Reconfigurable Computing, Novel computers: Stream, multithreaded, and purpose-built	**08 Hours**
Module – 3	
Parallel Algorithms: Parallel models: ideal and real frameworks, Basic Techniques: Balanced Trees, Pointer Jumping, Divide and Conquer, Partitioning, Regular Algorithms: Matrix operations and Linear Algebra, Irregular Algorithms: Lists, Trees, Graphs, Randomization: Parallel Pseudo-Random Number Generators, Sorting, Monte Carlo techniques	**08 Hours**
Module – 4	
Parallel Programming: Revealing concurrency in applications, Task and Functional Parallelism, Task Scheduling, Synchronization Methods, Parallel Primitives (collective operations), SPMD Programming (threads, OpenMP, MPI), I/O and File Systems, Parallel Matlabs (Parallel Matlab, Star-P, Matlab MPI), Partitioning Global Address Space (PGAS) languages (UPC, Titanium, Global Arrays)	**08 Hours**
Module – 5	
Achieving Performance: Measuring performance, Identifying performance bottlenecks, Restructuring applications for deep memory hierarchies, Partitioning applications for heterogeneous resources, using existing libraries, tools, and frameworks	**08 Hours**

Course outcomes: The students should be able to:

- Illustrate the key factors affecting performance of CSE applications
- Illusrate mapping of applications to high-performance computing systems
- Apply hardware/software co-design for achieving performance on real-world applications

Question paper pattern:
The question paper will have ten questions.
There will be 2 questions from each module.

Each question will have questions covering all the topics under a module.
The students will have to answer 5 full questions, selecting one full question from each module.

Text Books:

1. Introduction to Parallel Computing, AnanthGrama, Anshul Gupta, George Karypis, and Vipin Kumar, 2nd edition, Addison-Welsey, 2003.
2. Petascale Computing: Algorithms and Applications, David A. Bader (Ed.), Chapman & Hall/CRC Computational Science Series, 2007

Reference Books:

1. Grama, A. Gupta, G. Karypis, V. Kumar, An Introduction to Parallel Computing, Design and Analysis of Algorithms: 2/e, Addison-Wesley, 2003.
2. G.E. Karniadakis, R.M. Kirby II, Parallel Scientific Computing in C++ and MPI: A Seamless Approach to Parallel Algorithms and their Implementation, Cambridge University Press,2003.
3. Wilkinson and M. Allen, Parallel Programming: Techniques and Applications Using Networked Workstations and Parallel Computers, 2/E, Prentice Hall, 2005.
4. M.J. Quinn, Parallel Programming in C with MPI and OpenMP, McGraw-Hill, 2004.
5. G.S. Almasi and A. Gottlieb, Highly Parallel Computing, 2/E, Addison-Wesley, 1994.
6. David Culler Jaswinder Pal Singh,"Parallel Computer Architecture: A hardware/Software Approach", Morgan Kaufmann, 1999.
7. Kai Hwang, "Scalable Parallel Computing", McGraw Hill 1998.

USER INTERFACE DESIGN
[As per Choice Based Credit System (CBCS) scheme]
(Effective from the academic year 2017-18)
SEMESTER – VIII

Subject Code	17CS832	IA Marks	40
Number of Lecture Hours/Week	03	Exam Marks	60
Total Number of Lecture Hours	40	Exam Hours	03

CREDITS – 03

Course Objectives: This course will enable students

- To study the concept of menus, windows, interfaces.
- To study about business functions.
- To study the characteristics and components of windows and the various controls for the windows.
- To study about various problems in window design with text, graphics.
- To study the testing methods.

Module –1	**Teaching Hours**
The User Interface-Introduction, Overview, The importance of user interface – Defining the user interface, The importance of Good design, Characteristics of graphical and web user interfaces, Principles of user interface design.	**08 Hours**
Module –2	
The User Interface Design process- Obstacles, Usability, Human characteristics in Design, Human Interaction speeds, Business functions-Business definition and requirement analysis, Basic business functions, Design standards.	**08 Hours**
Module –3	
System menus and navigation schemes- Structures of menus, Functions of menus, Contents of menus, Formatting of menus, Phrasing the menu**,** Selecting menu choices, Navigating menus, Kinds of graphical menus.	**08 Hours**
Module–4	
Windows **-** Characteristics, Components of window, Window presentation styles, Types of window, Window management, Organizing window functions, Window operations, Web systems, Characteristics of device based controls.	**08 Hours**
Module–5	
Screen based controls- Operable control, Text control, Selection control, Custom control, Presentation control, Windows Tests-prototypes, kinds of tests.	**08 Hours**

Course outcomes: The Students should be able to:

- Design the User Interface, design, menu creation ,windows creation and connection between menus and windows.

Question paper pattern:
The question paper will have ten questions.
There will be 2 questions from each module.
Each question will have questions covering all the topics under a module.
The students will have to answer 5 full questions, selecting one full question from each module.

Text Book:

1. Wilbert O. Galitz, "The Essential Guide to User Interface Design", John Wiley & Sons, Second Edition 2002.

Reference Books:

1. Ben Sheiderman, “Design the User Interface”, Pearson Education, 1998.
2. Alan Cooper, ”The Essential of User Interface Design”, Wiley- Dream Tech Ltd.,2002

NETWORK MANAGEMENT [As per Choice Based Credit System (CBCS) scheme] (Effective from the academic year 2017 - 2018) SEMESTER – VIII			
Subject Code	17CS833	IA Marks	40
Number of Lecture Hours/Week	3	Exam Marks	60
Total Number of Lecture Hours	40	Exam Hours	03
CREDITS – 03			

Module – 1	**Teaching Hours**
Introduction: Analogy of Telephone Network Management, Data and Telecommunication Network Distributed computing Environments, TCP/IP-Based Networks: The Internet and Intranets, Communications Protocols and Standards- Communication Architectures, Protocol Layers and Services; Case Histories of Networking and Management – The Importance of topology , Filtering Does Not Reduce Load on Node, Some Common Network Problems; Challenges of Information Technology Managers, Network Management: Goals, Organization, and Functions- Goal of Network Management, Network Provisioning, Network Operations and the NOC, Network Installation and Maintenance; Network and System Management, Network Management System platform, Current Status and Future of Network Management.	**8 Hours**
Module – 2	
Basic Foundations: Standards, Models, and Language: Network Management Standards, Network Management Model, Organization Model, Information Model – Management Information Trees, Managed Object Perspectives, Communication Model; ASN.1- Terminology, Symbols, and Conventions, Objects and Data Types, Object Names, An Example of ASN.1 from ISO 8824; Encoding Structure; Macros, Functional Model.	**8 Hours**
Module – 3	
SNMPv1 Network Management: Managed Network: The History of SNMP Management, Internet Organizations and standards, Internet Documents, The SNMP Model, The Organization Model, System Overview. The Information Model – Introduction, The Structure of Management Information, Managed Objects, Management Information Base. The SNMP Communication Model – The SNMP Architecture, Administrative Model, SNMP Specifications, SNMP Operations, SNMP MIB Group, Functional Model SNMP Management – RMON: Remote Monitoring, RMON SMI and MIB, RMONI1- RMON1 Textual Conventions, RMON1 Groups and Functions, Relationship Between Control and Data Tables, RMON1 Common and Ethernet Groups, RMON Token Ring Extension Groups, RMON2 – The RMON2 Management Information Base, RMON2 Conformance Specifications.	**8 Hours**
Module – 4	
Broadband Access Networks, Broadband Access Technology; HFCT Technology: The Broadband LAN, The Cable Modem, The Cable Modem Termination System, The HFC Plant, The RF Spectrum for Cable Modem; Data Over Cable, Reference Architecture; HFC Management – Cable Modem and CMTS Management, HFC Link Management, RF Spectrum Management, DSL Technology; Asymmetric Digital Subscriber Line Technology – Role of the	**8 Hours**

ADSL Access Network in an Overall Network, ADSL Architecture, ADSL Channeling Schemes, ADSL Encoding Schemes; ADSL Management – ADSL Network Management Elements, ADSL Configuration Management, ADSL Fault Management, ADSL Performance Management, SNMP-Based ADSL Line MIB, MIB Integration with Interfaces Groups in MIB-2, ADSL Configuration Profiles	
Module – 5	
Network Management Applications: Configuration Management- Network Provisioning, Inventory Management, Network Topology, Fault Management- Fault Detection, Fault Location and Isolation 24 Techniques, Performance Management – Performance Metrics, Data Monitoring, Problem Isolation, Performance Statistics; Event Correlation Techniques – Rule-Based Reasoning, Model-Based Reasoning, CaseBased Reasoning, Codebook correlation Model, State Transition Graph Model, Finite State Machine Model, Security Management – Policies and Procedures, Security Breaches and the Resources Needed to Prevent Them, Firewalls, Cryptography, Authentication and Authorization, Client/Server Authentication Systems, Messages Transfer Security, Protection of Networks from Virus Attacks, Accounting Management, Report Management, Policy- Based Management, Service Level Management.	**8 Hours**
Course outcomes: The students should be able to:	
• Analyze the issues and challenges pertaining to management of emerging network technologies such as wired/wireless networks and high-speed internets. • Apply network management standards to manage practical networks • Formulate possible approaches for managing OSI network model. • Infer SNMP for managing the network • Infer RMON for monitoring the behavior of the network • Identify the various components of network and formulate the scheme for the managing them	
Question paper pattern: The question paper will have ten questions. There will be 2 questions from each module. Each question will have questions covering all the topics under a module. The students will have to answer 5 full questions, selecting one full question from each module.	
Text Books:	
1. Mani Subramanian: Network Management- Principles and Practice, 2nd Pearson Education, 2010.	
Reference Books:	
1. J. Richard Burke: Network management Concepts and Practices: a Hands-On Approach, PHI, 2008.	

SYSTEM MODELLING AND SIMULATION
[As per Choice Based Credit System (CBCS) scheme]
(Effective from the academic year 2017 - 2018)
SEMESTER – VIII

Subject Code	17CS834	IA Marks	40
Number of Lecture Hours/Week	3	Exam Marks	60
Total Number of Lecture Hours	40	Exam Hours	03

CREDITS – 03

Module – 1	**Teaching Hours**
Introduction: When simulation is the appropriate tool and when it is not appropriate, Advantages and disadvantages of Simulation; Areas of application, Systems and system environment; Components of a system; Discrete and continuous systems, Model of a system; Types of Models, Discrete-Event System Simulation Simulation examples: Simulation of queuing systems. **General Principles, Simulation Software:**Concepts in Discrete-Event Simulation. The Event-Scheduling / Time-Advance Algorithm, Manual simulation Using Event Scheduling	**08 Hours**
Module – 2	
Statistical Models in Simulation :Review of terminology and concepts, Useful statistical models,Discrete distributions. Continuous distributions,Poisson process, Empirical distributions. **Queuing Models:**Characteristics of queuing systems,Queuing notation,Long-run measures of performance of queuing systems,Long-run measures of performance of queuing systems cont…,Steady-state behavior of M/G/1 queue, Networks of queues,	**08 Hours**
Module – 3	
Random-NumberGeneration: Properties of random numbers; Generation of pseudo-random numbers, Techniques for generating random numbers,Tests for Random Numbers, **Random-Variate Generation:** ,Inverse transform technique Acceptance-Rejection technique.	**08 Hours**
Module – 4	
Input Modeling: Data Collection; Identifying the distribution with data, Parameter estimation, Goodness of Fit Tests, Fitting a non-stationary Poisson process, Selecting input models without data, Multivariate and Time-Series input models. **Estimation of Absolute Performance:** Types of simulations with respect to output analysis ,Stochastic nature of output data, Measures of performance and their estimation, **Contd..**	**08 Hours**
Module – 5	
Measures of performance and their estimation,Output analysis for terminating simulations Continued..,Output analysis for steady-state simulations. **Verification, Calibration And Validation:** Optimization: Model building, verification and validation, Verification of simulation models, Verification of simulation models,Calibration and validation of models, Optimization via Simulation.	**08 Hours**
Course outcomes: The students should be able to:	

- Explain the system concept and apply functional modeling method to model the activities of a static system
- Describe the behavior of a dynamic system and create an analogous model for a dynamic system;
- Illustrate the operation of a dynamic system and make improvement according to the simulation results.

Question paper pattern:

The question paper will have ten questions.
There will be 2 questions from each module.
Each question will have questions covering all the topics under a module.
The students will have to answer 5 full questions, selecting one full question from each module.

Text Books:

1. Jerry Banks, John S. Carson II, Barry L. Nelson, David M. Nicol: Discrete-Event System Simulation, 5 th Edition, Pearson Education, 2010.

Reference Books:

1. Lawrence M. Leemis, Stephen K. Park: Discrete – Event Simulation: A First Course, Pearson Education, 2006.
2. Averill M. Law: Simulation Modeling and Analysis, 4 th Edition, Tata McGraw-Hill, 2007

INTERNSHIP / PROFESSIONAL PRACTISE
[As per Choice Based Credit System (CBCS) scheme]
(Effective from the academic year 2017 -2018)
SEMESTER – VIII

Subject Code	17CS84	IA Marks	50
Duration	4 weeks	Exam Marks	50
		Exam Hours	03

CREDITS – 02

Description (If any):

With reference to the above subject, this is to inform that the following are the guidelines to be followed for the Internship Programme and the earlier circular as cited in ref (i) is hereby withdrawn:

1) As per the 15OB.9 the Internship Programme duration is of Eight weeks. However it has been reduced to Four weeks and it should be carried out between (VI and VII Semester) Vacation and/or (VII and VIII Semester) Vacation.

2) The internship can be carried out in any Industry/R and D Organization/Research Institute/ Educational institute of repute.

3) The Institutions may also suggest the students to enrol for the Internshala platform for free internships as there is a MoU with the AICTE for the beneficial of the affiliated Institutions (https://internshala.com/)

4) The Examination of Internship will be carried out in line with the University Project Viva-voce examination.

5) (a) The Department/college shall nominate staff member/s to facilitate, guide and supervise students under internship. (b) The Internal Guide has to visit place of internship at least once during the student's internship.

6) The students shall report the progress of the internship to the guide in regular intervals and seek his/her advice.

7) After the completion of Internship, students shall submit a report with completion and attendance certificates to the Head of the Department with the approval of both internal and external guides.

8) The Examination of Internship will be carried out in line with the University Project Viva-voce examination.

9) There will be 50 marks for CIE (Seminar: 25, Internship report: 25) and 50 marks for Viva – Voce conducted during SEE. The minimum requirement of CIE marks shall be 50% of the maximum marks.

10) The internal guide shall award the marks for seminar and internship report after evaluation. He/she will also be the internal examiner for Viva – Voce conducted during SEE.

11) The external guide from the industry shall be an examiner for the viva voce on Internship. Viva-Voce on internship shall be conducted at the college and the date of Viva-Voce shall be fixed in consultation with the external Guide. The Examiners shall jointly award the Viva - Voce marks.

12) In case the external Guide expresses his inability to conduct viva voce, the Chief Superintendent of the institution shall appoint a senior faculty of the Department to conduct viva-voce along with the internal guide. The same shall be informed in writing to the concerned Chairperson, Board of Examiners (BOE).

13) The students are permitted to carry out the internship anywhere in India or abroad. The University will not provide any kind of financial assistance to any student for carrying out the Internship.

Course outcomes: The students should be able to:

1. Adapt easily to the industry environment
2. Take part in team work
3. Make use of modern tools
4. Decide upon project planning and financing.
5. Adapt ethical values.
6. Motivate for lifelong learning

PROJECT WORK PHASE II
[As per Choice Based Credit System (CBCS) scheme]
(Effective from the academic year 2017 -2018)
SEMESTER – VIII

Subject Code	17CSP85	IA Marks	100
Number of Lecture Hours/Week	06	Exam Marks	100
Total Number of Lecture Hours	--	Exam Hours	03

CREDITS – 06

Description (If any):

- Project: Carried out at the Institution or at an Industry.
- Project work shall preferably be batch wise, the strength of each batch shall not exceed maximum of four students
- Viva-voce examination in project work shall be conducted batch-wise.
- For Project Phase –I and Project seminar and Project Phase –II, the CIE shall be 100 respectively.
- The CIE marks in the case of projects in the final year shall be based on the evaluation at the end of VIII semester by a committee consisting of the Head of the concerned Department and two senior faculty members of the Department, one of whom shall be the project guide.
- Minimum requirement of CIE marks for Project work shall be 50% of the maximum marks.
- Students failing to secure a minimum of 50% of the CIE marks in Project work shall not be eligible for the Project examination conducted by the University and they shall be considered as failed in that/those Course/s. However, they can appear for University examinations conducted in other Courses of the same semester and backlog Courses if any. Students after satisfying the prescribed minimum CIE marks in the Course/s when offered during subsequent semester shall appear for SEE.
- Improvement of CIE marks shall not be allowed in Project where the student has already secured the minimum required marks
- For a pass in a Project/Viva-voce examination, a student shall secure a minimum of 40% of the maximum marks prescribed for the University Examination. The Minimum Passing Grade in a Course is ‘E’.
- The student who desires to reject the results of a semester shall reject performance in all the Courses of the semester, irrespective of whether the student has passed or failed in any Course. However, the rejection of performance of VIII semester project shall not be permitted

Course outcomes: The students should be able to:

1. Identify a issue and derive problem related to society, environment, economics, energy and technology
2. Formulate and Analyze the problem and determine the scope of the solution chosen
3. Determine , dissect, and estimate the parameters, required in the solution.
4. Evaluate the solution by considering the standard data / Objective function and by using appropriate performance metrics.
5. Compile the report and take part in present / publishing the finding in a reputed conference / publications
6. Attempt to obtain ownership of the solution / product developed.

SEMINAR
[As per Choice Based Credit System (CBCS) scheme]
(Effective from the academic year 2017 -2018)
SEMESTER – VIII

Subject Code	17CSS86	IA Marks	100
Number of Lecture Hours/Week	04	Exam Marks	--
Total Number of Lecture Hours	--	Exam Hours	--

CREDITS – 01

Description:

- Seminar: Deliverable at the Institution under the supervision of a Faculty.
- Seminar is one of the head of passing. i) Each candidate shall deliver seminar as per the Scheme of Teaching and Examination on the topics chosen from the relevant fields for about 30 minutes. ii) The Head of the Department shall make arrangements for conducting seminars through concerned faculty members of the Department. The committee constituted for the purpose by the Head of the Department shall award the CIE marks for the seminar. The committee shall consist of three faculty from the Department and the senior most acting as the Chairman/Chairperson. [To be read along with 17 OB 8.6]
- For Technical seminar, the CIE marks shall be 100.
- The CIE marks in the case of projects and seminars in the final year shall be based on the evaluation at the end of VIII semester by a committee consisting of the Head of the concerned Department and two senior faculty members of the Department, one of whom shall be the project / seminar guide.
- For seminar, the minimum requirement of CIE marks shall be 40% of the maximum marks.
- If any student fails to secure a minimum of 40% of the maximum CIE marks in seminar/ fails to deliver the seminar, he/she shall be considered as failed in that Course and shall not be eligible for the award of degree. However, the student shall become eligible for the award of degree after satisfying the requirements prescribed for seminar during the subsequent semester/s.
- Improvement of CIE marks shall not be allowed in Seminar where the student has already secured the minimum required marks.
- Seminar topics must be from recent advancements in the domain.
- Each candidate must submit three copies of the report to the department. One for the candidate, one for the guide and one for the department.

Course outcomes: The students should be able to:

- Survey the changes in the technologies relevant to the topic selected
- Discuss the technology and interpret the impact on the society, environment and domain.
- Compile report of the study and present to the audience, following the ethics.

VISVESVARAYA TECHNOLOGICAL UNIVERSITY, BELAGAVI
Scheme of Teaching and Examination 2017-2018
Choice Based Credit System (CBCS)

B.E: ELECTRICAL AND ELECTRONICS ENGINEERING
CHOICE BASED CREDIT SYSTEM (CBCS)

III SEMESTER

Sl. No	Course Code	Title	Teaching Department	Teaching Hours /Week		Examination				Credits
				Theory	Practical/ Drawing	Duration in hours	SEE Marks	CIE Marks	Total Marks	
1	17MAT31	Engineering Mathematics-III (Core)	Mathematics	04		03	60	40	100	4
2	17EE32	Electric Circuit Analysis (Core)	**EEE**	04		03	60	40	100	4
3	17EE33	Transformers and Generators (Core)	**EEE**	04		03	60	40	100	4
4	17EE34	Analog Electronic Circuits (Core)	**EEE**	04		03	60	40	100	4
5	17EE35	Digital System Design (Core)	**EEE**	04		03	60	40	100	3
6	17EE36	Electrical and Electronic Measurements (Foundation course)	**EEE**	03		03	60	40	100	4
7	17EEL37	Electrical Machines Laboratory -1	**EEE**	01- Hour Instruction 02- Hour Practical		03	60	40	100	2
8	17EEL38	Electronics Laboratory	**EEE**	01-Hour Instruction 02-Hour Practical		03	60	40	100	2
9	17KL/CPH39/49	Kannada/Constitution of India, Professional Ethics and Human Rights	Humanities	01		01	30	20	50	01
TOTAL				**Theory: 24hours Practical: 06 hours**		**25**	**510**	**340**	**850**	**28**

1. Kannada/Constitution of India, Professional Ethics and Human Rights: 50 % of the programs of the Institution have to teach Kannada/Constitution of India, Professional Ethics and Human Rights in cycle based concept during III and IV semesters.

2. Audit Course:
(i) *All lateral entry students (except B.Sc candidates) have to register for Additional Mathematics – I, which is 03 contact hours per week.

1	17MATDIP31	Additional Mathematics –I	Maths	03		03	60	--	60	--

(ii) Language English (Audit Course) be compulsorily studied by all lateral entry students (except B.Sc candidates)

VISVESVARAYA TECHNOLOGICAL UNIVERSITY, BELAGAVI
Scheme of Teaching and Examination 2017-2018
Choice Based Credit System (CBCS)

B.E: ELECTRICAL AND ELECTRONICS ENGINEERING
CHOICE BASED CREDIT SYSTEM (CBCS)

IV SEMESTER

Sl. No	Course Code	Title	Teaching Department	Teaching Hours /Week		Examination				Credits
				Theory	Practical/ Drawing	Duration in hours	SEE Marks	CIE Marks	Total Marks	
1	17MAT41	Engineering Mathematics-IV (Core)	Mathematics	04		03	60	40	100	4
2	17EE42	Power Generation and Economics (Core)	EEE	04		03	60	40	100	3
3	17EE43	Transmission and Distribution (Core)	EEE	04		03	60	40	100	4
4	17EE44	Electric Motors (Core)	EEE	04		03	60	40	100	4
5	17EE45	Electromagnetic Field Theory (Core)	EEE	04		03	60	40	100	4
6	17EE46	Operational Amplifiers and Linear ICs (Foundation course)	EEE	03		03	60	40	100	4
7	17EEL47	Electrical Machines Laboratory -2	EEE	01-Hour Instruction 02-Hour Practical		03	60	40	100	2
8	17EEL48	Op- amp and Linear ICs Laboratory	EEE	01-Hour Instruction 02-Hour Practical		03	60	40	100	2
9	17KL/CPH39/49	Kannada/Constitution of India, Professional Ethics and Human Rights	Humanities	01		01	30	20	50	01
			TOTAL	**Theory: 24hours Practical: 06 hours**		**25**	**510**	**340**	**850**	**28**

1. Kannada/Constitution of India, Professional Ethics and Human Rights: 50 % of the programs of the Institution have to teach Kannada/Constitution of India, Professional Ethics and Human Rights in cycle based concept during III and IV semesters.

2.Audit Course:
(i) *All lateral entry students (except B.Sc candidates) have to register for Additional Mathematics – II, which is 03 contact hours per week.

1	17MATDIP41	Additional Mathematics –II	Maths	03		03	60	--	60	--

(ii) Language English (Audit Course) be compulsorily studied by all lateral entry students (except B.Sc candidates)

VISVESVARAYA TECHNOLOGICAL UNIVERSITY, BELAGAVI
Scheme of Teaching and Examination 2017-2018
Choice Based Credit System (CBCS)
B.E: ELECTRICAL AND ELECTRONICS ENGINEERING
CHOICE BASED CREDIT SYSTEM (CBCS)

V SEMESTER

Sl. No	Course Code	Title	Teaching Department	Teaching Hours /Week		Examination				Credits
				Theory	Practical/ Drawing	Duration in hours	SEE Marks	CIE Marks	Total Marks	
1	17EE51	Management and Entrepreneurship	EEE	04		03	60	40	100	4
2	17EE52	Microcontroller(Core)	EEE	04		03	60	40	100	4
3	17EE53	Power Electronics(Core)	EEE	04		03	60	40	100	4
4	17EE54	Signals and Systems(Core)	EEE	04		03	60	40	100	4
5	17EE55X	Professional Elective – I	EEE	03		03	60	40	100	3
6	17EE56Y	Open Elective - I	EEE	03		03	60	40	100	3
7	17EEL57	Microcontroller Laboratory	EEE	01-Hour Instruction 02-Hour Practical		03	60	40	100	2
8	17EEL58	Power Electronics Laboratory	EEE	01- Hour Instruction 02- Hour Practical		03	60	40	100	2
			TOTAL	**Theory: 22hours Practical: 06 hours**		**24**	**480**	**320**	**800**	**26**

Professional Elective-1			**Open Elective – 1*** (List offered by EEE Board only)**	
17EE551	Introduction to Nuclear Power		17EE561	Electronic Communication systems
17EE552	Electrical Engineering Materials		17EE562	Programmable Logic controllers
17EE553	Estimating and Costing		17EE563	Renewable Energy Systems
17EE554	Special Electrical Machines		17EE564	Business Communication

***Students can select any one of the open electives offered by any Department (Please refer to consolidated list of VTU for open electives).
Selection of an open elective is not allowed, if:
· The candidate has no pre – requisite knowledge.
· The candidate has studied similar content course during previous semesters.
· The syllabus content of the selected open elective is similar to that of Departmental core course(s) or to be studied Professional elective(s).
Registration to open electives shall be documented under the guidance of Programme Coordinator and Adviser.

VISVESVARAYA TECHNOLOGICAL UNIVERSITY, BELAGAVI
Scheme of Teaching and Examination 2017-2018
Choice Based Credit System (CBCS)
B.E: ELECTRICAL AND ELECTRONICS ENGINEERING
CHOICE BASED CREDIT SYSTEM (CBCS)

VI SEMESTER

Sl. No	Course Code	Title	Teaching Department	Teaching Hours /Week		Examination				Credits
				Theory	Practical/ Drawing	Duration in hours	SEE Marks	CIE Marks	Total Marks	
1	17EE61	Control Systems(Core)	EEE	04		03	60	40	100	4
2	17EE62	Power System Analysis – 1(Core)	EEE	04		03	60	40	100	4
3	17EE63	Digital Signal Processing(Core)	EEE	04		03	60	40	100	4
4	17EE64	Electrical Machine Design(Core)	EEE	04		03	60	40	100	4
5	17EE65X	Professional Elective – II	EEE	03		03	60	40	100	3
6	17EE66Y	Open Elective - II	EEE	03		03	60	40	100	3
7	17EEL67	Control System Laboratory	EEE	01- Hour Instruction 02- Hour Practical		03	60	40	100	2
8	17EEL68	Digital Signal Processing Laboratory	EEE	01- Hour Instruction 02- Hour Practical		03	60	40	100	2
			TOTAL	**Theory:22hours Practical: 06 hours**		Core Course	**480**	**320**	**800**	**26**

Professional Elective-2			**Open Elective – 2*** (List offered by EEE** Board **only)**	
17EE651	Computer Aided Electrical Drawing		17EE661	Artificial Neural Networks and Fuzzy logic
17EE652	Advanced Power Electronics		17EE662	Sensors and Transducers
17EE653	Energy Audit and Demand side Management		17EE663	Batteries and Fuel Cells for Commercial, Military and Space Applications
17EE654	Solar and Wind Energy		17EE664	Industrial Servo Control Systems

***Students can select any one of the open electives offered by any Department (Please refer to consolidated list of VTU for open electives).
Selection of an open elective is not allowed, if:
· The candidate has no pre – requisite knowledge.
· The candidate has studied similar content course during previous semesters.
· The syllabus content of the selected open elective is similar to that of Departmental core course(s) or to be studied as Professional elective(s).
. A similar course, under any category, is prescribed in the higher semesters.

Registration to open electives shall be documented under the guidance of Programme Coordinator and Adviser.

VISVESVARAYA TECHNOLOGICAL UNIVERSITY, BELAGAVI
Scheme of Teaching and Examination 2017-2018
Choice Based Credit System (CBCS)

B.E: ELECTRICAL AND ELECTRONICS ENGINEERING
CHOICE BASED CREDIT SYSTEM (CBCS)

VII SEMESTER

Sl. No	Course Code	Title	Teaching Department	Teaching Hours /Week		Examination				Credits
				Theory	Practical/ Drawing	Duration in hours	SEE Marks	CIE Marks	Total Marks	
1	17EE71	Power System Analysis – 2(Core)	EEE	04		03	60	40	100	4
2	17EE72	Power System Protection(Core)	EEE	04		03	60	40	100	4
3	17EE73	High Voltage Engineering(Core)	EEE	04		03	60	40	100	4
4	17EE74X	Professional Elective – III	EEE	03		03	60	40	100	3
5	17EE75Y	Professional Elective – IV	EEE	03		03	60	40	100	3
6	17EEL76	Power system Simulation Laboratory	EEE	01-Hour Instruction 02-Hour Practical		03	60	40	100	2
7	17EEL77	Rely and High Voltage Laboratory	EEE	01-Hour Instruction 02-Hour Practical		03	60	40	100	2
8	17EEP78	Project Work Phase–I + Project work Seminar	EEE		03	--	--	100	100	2
TOTAL				**Theory:18 hours Practical and Project: 09 hours**		**21**	**420**	**380**	**800**	**24**

Professional Elective-3		**Professional Elective-4**	
17EE741	Advanced Control Systems	17EE751	FACTs and HVDC Transmission
17EE742	Utilization of Electrical Power	17EE752	Testing and Commissioning of Power System Apparatus
17EE743	Carbon Capture and Storage	17EE753	Spacecraft Power Technologies
17EE744	Power System Planning	17EE754	Industrial Heating

1. **Project Phase – I and Project Seminar:** Comprises of Literature Survey, Problem identification, Objectives and Methodology. CIE marks shall be based on the report covering Literature Survey, Problem identification, Objectives and Methodology and Seminar presentation skill.

VISVESVARAYA TECHNOLOGICAL UNIVERSITY, BELAGAVI
Scheme of Teaching and Examination 2017-2018
Choice Based Credit System (CBCS)

B.E: ELECTRICAL AND ELECTRONICS ENGINEERING
CHOICE BASED CREDIT SYSTEM (CBCS)

VIII SEMESTER

Sl. No	Course Code	Title	Teaching Department	Teaching Hours /Week		Examination				Credits
				Theory	Practical/ Drawing	Duration in hours	SEE Marks	CIE Marks	Total Marks	
1	17EE81	Power System Operation and Control (Core)	EEE	4	-	3	60	40	100	4
2	17EE82	Industrial Drives and Applications(Core)	EEE	4	-	3	60	40	100	4
3	17EE83X	Professional Elective-5	EEE	3	-	3	60	40	100	3
4	17EE84	Internship/ Professional Practice (Core)	EEE	Industry Oriented		3	50	50	100	2
5	17EEP85	Project Work-II(Core)	EEE	-	6	3	100	100	200	6
6	17EES86	Seminar (Core)	EEE	-	4	-	-	100	100	1
TOTAL				**Theory: 11 hours Project and Seminar: 10 hours**		**15**	**330**	**370**	**700**	**20**

Professional Elective -5	
17EE831	Smart Grid
17EE832	Operation and Maintenance of Solar Electric Systems
17EE833	Integration of Distributed Generation
17EE834	Power System in Emergencies

1. Internship/ Professional Practice: 4 Weeks internship to be completed between the (VI and VII semester vacation) and/or (VII and VIII semester vacation) period.

III SEMESTER DETAILED SYLLABUS

ENGINEERING MATHEMATICS –III (Core Course)
B.E., III Semester, Electrical and Electronics Engineering [As per Choice Based Credit System (CBCS) scheme]

Course Code	17MAT31	CIE Marks	40
Number of Lecture Hours/Week	04	SEE Marks	60
Total Number of Lecture Hours	50	Exam Hours	03
Credits - 04			

Course objectives:

- The objectives of this course is to introduce students to the mostly used analytical and numerical methods in the different engineering fields by making them to learn Fourier series, Fourier transforms and Z-transforms, statistical methods , numerical methods to solve algebraic and transcendental equations, vector integration and calculus of variations. ■

Module-1	**Teaching Hours**
Fourier Series: Periodic functions, Dirichlet's condition, Fourier Series of periodic functions with period 2π and with arbitrary period 2c. Fourier series of even and odd functions. Half range Fourier Series, practical harmonic analysis-Illustrative examples from engineering field.	**10**
Revised Bloom's Taxonomy Level L_1 – Remembering, L_2 – Understanding, L_4 – Analysing.	
Module-2	
Fourier Transforms: Infinite Fourier transforms, Fourier sine and cosine transforms. Inverse Fourier transform. **Z-transform:** Difference equations, basic definition, z-transform-definition, Standard z-transforms, Damping rule, Shifting rule, Initial value and final value theorems (without proof) and problems, Inverse z-transform. Applications of z-transforms to solve difference equations. ■	**10**
Revised Bloom's Taxonomy Level L_2 – Understanding, L_3 – Applying, L_4 – Analysing.	
Module-3	
Statistical Methods: Review of measures of central tendency and dispersion. Correlation-Karl Pearson's coefficient of correlation-problems. Regression analysis- lines of regression (without proof) –problems Curve Fitting: Curve fitting by the method of least squares- fitting of the curves of the form, Numerical Methods: Numerical solution of algebraic and transcendental equations by Regula-Falsi Method and Newton-Raphson method.	**10**
Revised Bloom's Taxonomy Level L_3 – Applying.	
Module-4	
Finite differences: Forward and backward differences, Newton's forward and backward interpolation formulae. Divided differences- Newton's divided difference formula. Lagrange's interpolation formula and inverse interpolation formula (all formulae without proof)-Problems. **Numerical integration:** Simpson's $(1/3)^{th}$ and $(3/8)^{th}$ rules, Weddle's rule (without proof) – Problems. ■	**10**
Revised Bloom's Taxonomy Level L_3 – Applying.	
Module-5	
Vector integration: Line integrals-definition and problems, surface and volume integrals-definition, Green's theorem in a plane, Stokes and Gauss-divergence theorem(without proof) and problems. **Calculus of Variations:** Variation of function and Functional, variational problems. Euler's equation, Geodesics, hanging chain, problems. ■	**10**
Revised Bloom's Taxonomy Level L_3 – Applying, L_4 – Analysing. L_2 – Understanding, L_4 – Analysing.	

B.E ELECTRICAL AND ELECTRONICS ENGINEERING(EEE)
CHOICE BASED CREDIT SYSTEM (CBCS)
SEMESTER - III

17MAT31 ENGINEERING MATHEMATICS –III (Core Subject) (continued)

Course outcomes:

At the end of the course the student will be able to:

- Know the use of periodic signals and Fourier series to analyze circuits and system communications.
- Explain the general linear system theory for continuous-time signals and digital signal processing using the Fourier Transform and z-transform.
- Employ appropriate numerical methods to solve algebraic and transcendental equations.
- Apply Green's Theorem, Divergence Theorem and Stokes' theorem in various applications in the field of electro-magnetic and gravitational fields and fluid flow problems.
- Determine the extremals of functional and solve the simple problems of the calculus of variations. ■

Graduate Attributes (As per NBA)

Engineering Knowledge, Problem Analysis, Life-Long Learning, Accomplishment of Complex Problems.

Question paper pattern:

- The question paper will have ten full questions carrying equal marks. Each full question consisting of 16 marks.
- There will be two full questions (with a maximum of four sub questions) from each module.
- Each full question will have sub question covering all the topics under a module.

Text Books

1	Higher Engineering Mathematics	B.S. Grewal	Khanna Publishers	43rd Edition, 2015
2	Advanced Engineering Mathematics	E. Kreyszig	John Wiley & Sons	10thEdition, 2015

Reference books

3	A Text Book of Engineering Mathematics	N.P.Bali and Manish Goyal	Laxmi Publishers	7th Edition, 2010
4	Higher Engineering Mathematics	B.V.Ramana	Tata McGraw-Hill	2006
5	Higher Engineering Mathematics	H. K.DassEr. RajnishVerma	S.Chand	First Edition,2011

Web links and Video Lectures:

1. http://nptel.ac.in/courses.php?disciplineID=111
2. http://wwww.khanacademy.org/
3. http://www.class-central.com/subject/math

B.E ELECTRICAL AND ELECTRONICS ENGINEERING(EEE)
CHOICE BASED CREDIT SYSTEM (CBCS)
SEMESTER - III

ELECTRIC CIRCUIT ANALYSIS (Core Subject)

Subject Code	17EE32	CIE Marks	40
Number of Lecture Hours/Week	04	SEE Marks	60
Total Number of Lecture Hours	50	Exam Hours	03

Credits - 04

Course objectives:

- To familiarize the basic laws, source transformations, theorems and the methods of analysing electrical circuits.
- To explain the use of network theorems and the concept of resonance.
- To familiarize the analysis of three-phase circuits, two port networks and networks with non-sinusoidal inputs.
- To explain the importance of initial conditions, their evaluation and transient analysis of R-L and R-C circuits.
- To impart basic knowledge on network analysis using Laplace transforms.

Module-1	**Teaching Hours**
Basic Concepts: Active and passive elements, Concept of ideal and practical sources. Source transformation and Source shifting, Concept of Super-Mesh and Super node analysis. Analysis of networks by (i) Network reduction method including star – delta transformation, (ii) Mesh and Node voltage methods for ac and dc circuits with independent and dependent sources. Duality. ■	**10**
Revised Bloom's Taxonomy Level: L_1 – Remembering, L_2 – Understanding, L_3 – Applying, L_4 – Analysing.	
Module-2	
Network Theorems: Super Position Theorem, Reciprocity theorem, Thevenin's Theorem, and Norton's Theorem. Analysis of networks, with and without dependent ac and dc sources. ■	**10**
Revised Bloom's Taxonomy Level: L_1 – Remembering, L_2 – Understanding, L_3 – Applying, L_4 – Analysing.	
Module-3	
Resonant Circuits: Analysis of simple series RLC and parallel RLC circuits under resonances. Problems on Resonant frequency, Bandwidth and Quality factor at resonance **Transient Analysis:** Transient analysis of RL and RC circuits under dc and ac excitations: Behaviour of circuit elements under switching action $(t = 0 \text{ and } t = \infty)$, Evaluation of initial conditions. ■	**10**
Revised Bloom's Taxonomy Level: L_2 – Understanding, L_3 – Applying, L_4 – Analysing, L_5 – Evaluating.	
Module-4	
Laplace Transformation: Laplace transformation (LT), LT of Impulse, Step, Ramp, Sinusoidal signals and shifted functions. Waveform synthesis. Initial and Final value theorems. ■	**10**
Revised Bloom's Taxonomy Level: L_1 – Remembering, L_2 – Understanding, L_3 – Applying, L_4 – Analysing.	
Module-5	
Unbalanced Three phase systems: Analysis of three phase systems, calculation of real and reactive powers. **Two Port networks:** Definition,Open circuit impedance, Short circuit admittance and Transmission parameters and their evaluation for simple circuits.	**10**

Course outcomes:

At the end of the course the student will be able to:

- Understand the basic concepts, basic laws and methods of analysis of DC and AC networks.
- Reduce the complexity of network using source shifting, source transformation and network reduction using transformations.
- Solve complex electric circuits using network theorems.
- Discuss resonance in series and parallel circuits.
- Discus the importance of initial conditions and their evaluation.
- Synthesize typical waveforms using Laplace transformation.
- Solve unbalanced three phase systems.
- Evaluate the performance of two port networks ■

Graduate Attributes (As per NBA)

Engineering Knowledge, Problem analysis.

Question paper pattern:

- The question paper will have ten questions.
- Each full question is for 20 marks.
- There will be 2full questions (with a maximum of four sub questions in one full question) from each module.
- Each full question with sub questions will cover the contents under a module.
- Students will have to answer 5 full questions, selecting one full question from each module. ■

Text Books

1	Engineering Circuit Analysis	William H Hayt et al	Mc Graw Hill	8th Edition,2014
2	Network Analysis	M.E. Vanvalkenburg	Pearson	3rd Edition,2014
3	Fundamentals of Electric Circuits	Charles K Alexander Matthew N O Sadiku	Mc Graw Hill	5th Edition,2013

Reference Books

4	Engineering Circuit Analysis	J David Irwin et al	Wiley India	10th Edition,2014
5	Electric Circuits	Mahmood Nahvi	Mc Graw Hill	5th Edition,2009
6	Introduction to Electric Circuits	Richard C Dorf and James A Svoboda	Wiley	9th Edition,2015
7	Circuit Analysis; Theory and Practice	Allan H Robbins Wilhelm C Miller	Cengage	5th Edition,2013

B.E ELECTRICAL AND ELECTRONICS ENGINEERING(EEE)
CHOICE BASED CREDIT SYSTEM (CBCS)
SEMESTER - III

TRANSFORMERS AND GENERATORS (Core Course)

Subject Code	17EE33	CIE Marks	40
Number of Lecture Hours/Week	04	SEE Marks	60
Total Number of Lecture Hours	50	Exam Hours	03

Credits - 04

Course objectives:

- To understand the concepts of transformers and their analysis.
- To suggest a suitable three phase transformer connection for a particular operation.
- To understand the concepts of generator and to evaluate their performance.
- To explain the requirement for the parallel operation of transformers and synchronous generators. ■

Module-1	**Teaching Hours**
Single phase Transformers: Operation of practical transformer under no - load and on - load with phasor diagrams. **Equivalent** circuit, Open circuit and Short circuit tests, calculation of equivalent circuit parameters and predetermination of efficiency- commercial and all-day. Voltage regulation and its significance. **Three-phase Transformers:** Introduction, Constructional features of three-phase transformers. Choice between single unit three-phase transformer and a bank of three single-phase transformers. Transformer connection for three phase operation – star/star, delta/delta, star/delta, zigzag/star and V/V, choice of connection. Phase conversion - Scott connection for three-phase to two-phase conversion. Labelling of three-phase transformer terminals, vector groups. ■	**10**
Revised Bloom's Taxonomy Level: L_1 – Remembering, L_2 – Understanding, L_3 – Applying, L_4 – Analysing.	
Module-2	
(Transformers contd): Polarity test, Sumpner's test. **Parallel Operation of Transformers:** Necessity of Parallel operation, conditions for parallel operation – Single phase and three phase. Load sharing in case of similar and dissimilar transformers. **Autotransformers and Tap changing transformers:** Introduction to auto transformer - copper economy, equivalent circuit, no load and on load tap changing transformers	**10**
Revised Bloom's Taxonomy Level: L_1 – RememberingL_2 – Understanding, L_3 – Applying, L_4 – Analysing.	
Module-3	
(Transformers continued) Tertiary winding Transformers: Necessity of tertiary winding, equivalent circuit and voltage regulation, tertiary winding in star/star transformers, rating of tertiary winding. **Direct current Generator:** Armature reaction, Commutation and associated problems, **Synchronous generators:** Armature windings, winding factors, e.m.f equation. Harmonics – causes, reduction and elimination. Armature reaction, Synchronous reactance, Equivalent circuit. ■	**10**
Revised Bloom's Taxonomy Level: L_1 – Remembering, L_2 – Understanding, L_3 – Applying, L_4 – Analysing,	
Module-4	

Synchronous generators (continuation): Generator load characteristic. Voltage regulation, excitation control for constant terminal voltage. Generator input and output. Parallel operation of generators and load sharing. Synchronous generator on infinite bus-bars – General load diagram, Electrical load diagram and V – curves. Power angle characteristic and synchronizing power. Effects of saliency, two-reaction theory, Direct and Quadrature reactance, power angle diagram, reluctance power, slip test. ■	**10**
Revised Bloom's Taxonomy Level	L_1 – Remembering, L_2 – Understanding, L_3 – Applying, L_4 – Analysing.
Module-5	
Synchronous generators (continuation): Open circuit and short circuit characteristics, Assessment of reactance- short circuit ratio, synchronous reactance, adjusted synchronous reactance and Potier reactance. Voltage regulation by EMF, MMF, ZPF methods. **Performance of synchronous generators:** Capability curve for large turbo generators and salient pole generators. Starting, synchronizing and control. Hunting and dampers. ■	**10**
Revised Bloom's Taxonomy Level	L_1 – Remembering, L_2 – Understanding, L_3 – Applying, L_4 – Analysing.

Course outcomes:

At the end of the course the student will be able to:

- Explain the construction and operation and performance of single phase and three phase transformers.
- Explain the use of auto transformer, tap changing and tertiary winding transformer and need of operating transformers in parallel.
- Explain the armature reaction and commutation and their effects in a DC generators.
- Explain the construction, operation and performance of Synchronous machines.

Graduate Attributes (As per NBA)

Engineering Knowledge, Problem analysis.

Question paper pattern:

- The question paper will have ten questions.
- Each full question is for 16 marks.
- There will be 2full questions (with a maximum of four sub questions in one full question) from each module.
- Each full question with sub questions will cover the contents under a module.
- Students will have to answer 5 full questions, selecting one full question from each module. ■

Text Books

1	Electric Machines	D. P. Kothari, et al	McGraw Hill	4th Edition, 2011
2	Performance and Design of A.C. Machines	M. G. Say	CBS Publishers	3rd Edition, 2002

Reference Books

3	Principles of Electric Machines and power Electronics	P.C.Sen	Wiley	2nd Edition, 2013
4	Electric Machines	MulukuntlaS.Sarma,at el	Cengage	1st Edition, 2009
5	Electrical Machines, Drives and Power systems	Theodore Wildi	Pearson	6th Edition, 2014
6	Electrical Machines	M.V. Deshpande	PHI	1st Edition, 2013
7	Electrical Machines	Abhijit Chakrabarti et al	McGraw Hill	1st Edition, 2015
8	A Textbook of Electrical Machines	K.R.SiddapuraD.B.Raval	Vikas	1st Edition, 2014

B.E ELECTRICAL AND ELECTRONICS ENGINEERING (EEE)
CHOICE BASED CREDIT SYSTEM (CBCS)
SEMESTER - III

ANALOG ELECTRONIC CIRCUITS (Core Course)

Subject Code	17EE34	CIE Marks	40
Number of Lecture Hours/Week	04	SEE Marks	60
Total Number of Lecture Hours	50	Exam Hours	03

Credits - 04

Course objectives:

- Provide the knowledge for the analysis of diode and transistor circuits.
- Develop skills to design the electronic circuits like amplifiers and oscillators.

Module-1	**Teaching Hours**
Diode Circuits: Diode clipping and clamping circuits. **Transistor biasing and stabilization**: Operating point, analysis and design of fixed bias circuit, self-bias circuit, Emitter stabilized bias circuit, voltage divider bias circuit, stability factor of different biasing circuits. Problems. Transistor switching circuits,. ■	**10**
Revised Bloom's Taxonomy Level: L_1 – Remembering, L_2 – Understanding, L_3 – Applying. L_4 – Analysing	
Module-2	
Transistor at low frequencies: BJT transistor modelling, CE fixed bias configuration, voltage divider bias, emitter follower, CB configuration, collector feedback configuration, analysis using h – parameter model, relation between h – parameters model of CE, CC and CB modes, Millers theorem and its dual.	**10**
Revised Bloom's Taxonomy Level: L_2 – Understanding, L_3 – Applying, L_4 – Analysing, L_5 – Evaluating.	
Module-3	
Multistage amplifiers: Cascade and cascode connections, Darlington circuits, analysis and design. **Feedback amplifiers:** Feedback concept, different types, practical feedback circuits, analysis and design of feedback circuits. ■	**10**
Revised Bloom's Taxonomy Level: L_1 – Remembering, L_2 – Understanding, L_3 – Applying, L_4 – Analysing.	
Module-4	
Power amplifiers: Amplifier types, analysis and design of different power amplifiers, **Oscillators:** Principle of operation, analysis and derivation of frequency of oscillation of phase shift oscillator, Wien bridge oscillator, RF and crystal oscillator and frequency stability. ■	**10**
Revised Bloom's Taxonomy Level: L_1 – Remembering, L_2 – Understanding, L_3 – Applying, L_4 – Analysing.	
Module-5	
FETs: Construction, working and characteristics of JFET and MOSFET. Biasing of JFET and MOSFET. Analysis and design of JFET (only common source configuration with fixed bias) and MOSFET amplifiers ■	**10**
Revised Bloom's Taxonomy Level: L_1 – Remembering, L_2 – Understanding, L_3 – Applying, L_4 – Analysing.	

Course outcomes:

At the end of the course the student will be able to:

- Predict the output response of clipper and clamper circuits.
- Design and compare biasing circuits for transistor amplifiers
- Explain the transistor switching.
- Explain the concept of feedback, its types and design of feedback circuits
- Design and analyze the power amplifier circuits and oscillators for different frequencies.
- Perform design and analysis of FET and MOSFET amplifiers in the common source mode with fixed bias. ■

Graduate Attributes (As per NBA)

Engineering Knowledge, Problem Analysis, Modern tool usage, Ethics.

Question paper pattern:

- The question paper will have ten questions.
- Each full question is for 16 marks.
- There will be 2full questions (with a maximum of four sub questions in one full question) from each module.
- Each full question with sub questions will cover the contents under a module.
- Students will have to answer 5 full questions, selecting one full question from eachmodule. ■

Text Books

1	Electronic Devices and Circuit Theory	Robert L Boylestad Louis Nashelsky	Pearson	11th Edition, 2015
2		Millman and Halkias		
3	Electronic Devices and Circuits	David A Bell	Oxford University Press	5th Edition, 2008

Reference Books

4	Microelectronics Circuits Analysis and Design	Muhammad Rashid	Cengage Learning	2nd Edition, 2014
5	A Text Book of Electrical Technology, Electronic Devices and Circuits	B.L. Theraja, A.K. Theraja,	S. Chand	Reprint, 2013
6	Electronic Devices and Circuits	Anil K. Maini VashaAgarval	Wiley	1st Edition, 2009
7	Electronic Devices and Circuits	S.Salivahanan N.Suresh	Mc Graw Hill	3rd Edition, 2013
8	Fundamentals of Analog Circuits	Thomas L Floyd	Pearson	2nd Edition, 2012

B.E ELECTRICAL AND ELECTRONICS ENGINEERING(EEE)
CHOICE BASED CREDIT SYSTEM (CBCS)
SEMESTER - III

DIGITAL SYSTEM DESIGN(Core Course)

Subject Code	17EE35	CIE Marks	40
Number of Lecture Hours/Week	04	SEE Marks	60
Total Number of Lecture Hours	50	Exam Hours	03

Credits - 04

Course objectives:

- To impart the knowledge of combinational circuit design.
- To impart the knowledge of Sequential circuit design.
- To provide the basic knowledge about VHDL & its use.

Module-1	**Teaching Hours**
Principles of combinational logic: Definition of combinational, canonical forms, Generation of switching equations from truth tables, Karnaugh maps-3, 4 and 5 variables. Incompletely specified functions (Don't care terms). Simplifying max - term equations. Quine -McClusky minimization technique, Quine - McClusky using don't care terms, Reduced Prime Implicant tables.	**10**
Revised Bloom's Taxonomy Level: L_1 – Remembering, L_2 – Understanding, L_3 – Applying.	
Module-2	
Analysis and design of Combinational Logic: General approach, Decoders-BCD decoders, Encoders. Digital multiplexers-using multiplexers as Boolean function generators. Adders and Subtractors-Cascading full adders, Look ahead carry, Binary comparators. Design methods of building blocks of combinational logics. ■	**10**
Revised Bloom's Taxonomy Level: L_1 – Remembering, L_2 – Understanding, L_3 – Applying, L_4 – Analysing.	
Module-3	
Sequential Circuits: Basic Bistable element, Latches, SR latch, application of SR latch, A Switch debouncer, The gated SR latch. The gated D Latch, The Master-Slave Flip-Flops (Pulse-Triggered Flip-Flops): The master-slave SR Flip-Flops, The master-slave JK Flip-Flop. Characteristic equations, Registers, Counters-Binary Ripple Counter, Synchronous Binary counters, Counters based on Shift Registers, Design of a Synchronous counters, Design of a Synchronous Mod-6 counters using clocked JK Flip-Flops Design of a Synchronous Mod-6 counter using clocked D, T, or SR Flip-Flops. ■	**10**
Revised Bloom's Taxonomy Level: L_1 – Remembering, L_2 – Understanding, L_3 – Applying, L_4 – Analysing.	
Module-4	
Sequential Design: Introduction, Mealy and Moore models, State machine notation, synchronous sequential circuit analysis and design. Construction of state Diagrams, Counters Design. ■	**10**
Revised Bloom's Taxonomy Level: L_1 – Remembering, L_2 – Understanding, L_3 – Applying, L_4 – Analysing.	
Module-5	
HDL: Introduction, A brief history of HDL, Structure of HDL Module, Operators, Data types, Types of Descriptions (only VHDL), Simulation and synthesis, Brief comparison of VHDL and Verilog. **Data-Flow Descriptions**: Highlights of Data flow descriptions, Structure of data-flow description,. ■	**10**
Revised Bloom's Taxonomy Level: L_1 – Remembering, L_2 – Understanding, L_3 – Applying.	

Course outcomes:

At the end of the course the student will be able to:

- Simplify switching equations generated from truth tables.
- Design combinational logic circuits; adders, Subtractors and comparators.
- Design synchronous sequential circuits; latches, flip-flops, binary counters and Mod – 6 counters.
- Design Mealy and Moore synchronous sequential circuit models.
- Construct state diagrams for sequential circuits.
- Describe the structure of HDL module, operators,data types.
- Give Comparison between VHDL and Verilog.
- Understand the concept of data-flow description.

Graduate Attributes (As per NBA)

Engineering Knowledge,Problem Analysis,Modern tool usage,Ethics.

Question paper pattern:

- The question paper will have ten questions.
- Each full question is for 16 marks.
- There will be 2full questions (with a maximum of four sub questions in one full question) from each module.
- Each full question with sub questions will cover the contents under a module.
- Students will have to answer 5 full questions, selecting one full question from each module. ■

Text Books

1	Digital Logic Applications and	John M Yarbrough	CengageLearn	2011
2	Digital Principles and Design	Donald D Givone	McGraw Hill	1st Edition, 2002

Reference Books

3	Logic and computer design Fundamentals	M. Morries Mano and Charles Kime	Pearson Learning	4th Edition, 2014
4	Fundamentals of logic design	Charles H Roth, JR and Larry L. Kinney	Cengage Learning	6th Edition, 2013
5	Fundamentals of Digital Circuits	A. Anand Kumar	PHI	3rd Edition, 2014
6	Digital Logic Design and VHDL	A.A.Phadke, S.M.Deokar	Wiley India	1st Edition, 2009
7	Digital Circuits and Design	D.P.KothariJ.S.Dhillon	Pearson	First Print 2015
8	HDL Programming (VHDL and Verilog)	Nazeih M. Botros	Cengage Learning	1st Edition, 2011
9	Circuit Design and Simulation with VHDL	Volnei A Pedroni	PHI	2nd Edition,

B.E ELECTRICAL AND ELECTRONICS ENGINEERING(EEE)
CHOICE BASED CREDIT SYSTEM (CBCS)
SEMESTER - III

ELECTRICAL AND ELECTRONIC MEASUREMENTS (Foundation Course)

Subject Code	17EE36	CIE Marks	40
Number of Lecture Hours/Week	04	SEE Marks	60
Total Number of Lecture Hours	50	Exam Hours	03

Credits - 04

Course objectives:

- To understand the concept of units and dimensions.
- To measure resistance, inductance, capacitance by use of different bridges.
- To study the construction and working of various meters used for measurement.

Module-1		**Teaching Hours**
Units and Dimensions: Dimensional equations, problems. **Measurement of Resistance:** Wheatstone's bridge, sensitivity, limitations. Kelvin's double bridge. Earth resistance measurement by fall of potential method and by using Megger. **Measurement of Inductance and Capacitance:** Sources and detectors, Maxwell's inductance bridge, Maxwell's inductance and capacitance bridge, Hay's bridge, Anderson's bridge, Desauty's bridge, Schering bridge. Shielding of bridges. Problems. ■		**10**
Revised Bloom's Taxonomy Level	L_1 – Remembering, L_2 – Understanding, L_3 – Applying.	
Module-2		
Measurement of Power, Energy, Power factor and Frequency: Torque expression, Errors and minimization, UPF and LPF wattmeters. Measurement of real and reactive power in 3 phase circuits. Errors, adjustments and calibration of single and three phase energy meters, Problems. Construction and operation of single-phase and three phase dynamometer type power factor meter. Weston frequency meter and phase sequence indicator. ■		**10**
Revised Bloom's Taxonomy Level	L_1 – Remembering, L_2 – Understanding, L_3 – Applying, L_4 – Analysing.	
Module-3		
Extension of Instrument Ranges: Desirable features of ammeters and voltmeters.Shunts and multipliers. Construction and theory of instrument transformers, Desirable characterises, Errors of CT and PT. Turns compensation, Illustrative examples, Silsbee's method of testing CT. **Magnetic measurements:** Introduction, measurement of flux/ flux density, magnetising force and leakage factor. Hopkinson permeameter. Measurement of iron loss by wattmeter method. A brief discussion on measurement of air gap flux and field strength. ■		**10**
Revised Bloom's Taxonomy Level	L_1 – Remembering, L_2 – Understanding, L_3 – Applying, L_4 – Analysing.	
Module-4		
Electronic and digital Instruments: Introduction. Essentials of electronic instruments, Advantages of electronic instruments. True rms reading voltmeter. Electronic multimeters. Digital voltmeters (DVM) - Ramp type DVM, Integrating type DVM, Continuous – balance DVM and Successive - approximation DVM. Q meter. Principle of working of electronic energy meter (block diagram treatment), extra features offered by present day meters and their significance in billing. ■		**10**
Revised Bloom's Taxonomy Level	L_1 – Remembering, L_2 – Understanding.	

Module-5		**Teaching Hours**
Display Devices: Introduction, character formats, segment displays, Dot matrix displays, Bar graph displays. Cathode ray tubes, Light emitting diodes, Liquid crystal displays, Nixes, Incandescent, Fluorescent, Liquid vapour and Visual displays. Display multiplexing and zero suppression. **Recording Devices:** Introduction, Strip chart recorders, Galvanometer recorders, Null balance recorders, Potentiometer type recorders, Bridge type recorders, LVDT type recorders, Circular chart and xy recorders. Magnetic tape recorders, Direct recording, Frequency modulation recording, Pulse duration modulation recording, Digital tape recording, Ultraviolet recorders. Biomedical recorders, Electro Cardio Graph (ECG),Electroencephalograph, Electromyograph. Noise in reproduction. ■		**10**
Revised Bloom's Taxonomy Level	L_1 – Remembering, L_2 – Understanding.	

Course outcomes:

At the end of the course the student will be able to:

- Correct the dimensional equations of electrical parameters.
- Measure resistance, inductance and capacitance using bridges.
- Discuss adjustments, calibration and errors in energy meters.
- Explain the construction and operation of power factor meter, frequency meter and phase sequence indicator.
- Explain measurements magnetic parameters; iron loss, airgap flux and field strength.
- Explain the methods of extending the range of instruments and instrument transformers.
- Discuss electronic and digital instruments used in measurements.
- Discuss display and recording devices used in measurements.

Graduate Attributes (As per NBA)

Engineering Knowledge

Question paper pattern:

- The question paper will have ten questions.
- Each full question is for 16 marks.
- There will be 2full questions (with a maximum of four sub questions in one full question) from each module.
- Each full question with sub questions will cover the contents under a module.
- Students will have to answer 5 full questions, selecting one full question from each module.

Text Books

1	Electrical and electronic Measurements and Instrumentation	A.K. Sawhney	Dhanpat Rai and Co	10th Edition
2	A Course in Electronics and Electrical Measurements and Instrumentation	J. B. Gupta	Katson Books	2013 Edition

Reference Books

3	Electrical and electronic Measurements and Instrumentation	Er.R.K. Rajput	S Chand	5th Edition, 2012
4	Electrical Measuring Instruments and Measurements	S.C. Bhargava	BS Publications	2013
5	Modern Electronic Instrumentation and Measuring Techniques	Cooper D and A.D. Heifrick	Pearson	First Edition, 2015
6	Electronic Instrumentation and Measurements	David A Bell	Oxford University	3rd Edition, 2013
7	Electronic Instrumentation	H.S.Kalsi	Mc Graw Hill	3rd Edition,2010

B.E ELECTRICAL AND ELECTRONICS ENGINEERING(EEE)
CHOICE BASED CREDIT SYSTEM (CBCS)
SEMESTER - III

ELECTRICAL MACHINES LABORATORY - 1

Subject Code	17EEL37	CIE Marks	40
Number ofPracticalHours/Week	**03=(1 Hour Instruction + 2 Hours Laboratory**	SEE Marks	60
Total Number of PracticalHours	42	Exam Hours	03

Credits - 02

Course objectives:

- Conducting of different tests on transformers and synchronous machines and evaluation of their performance.
- Verify the parallel operation of two single phase transformers.
- Study the connection of single phase transformers for three phase operation and phase conversion.
- Study of synchronous generator connected to infinite bus.

Sl. NO	Experiments
1	Open Circuit and Short circuit tests on single phase step up or step down transformer and predetermination of (i) Efficiency and regulation (ii) Calculation of parameters of equivalent circuit.
2	Sumpner's test on similar transformers and determination of combined and individual transformer efficiency.
3	Parallel operation of two dissimilar single-phase transformers of different kVA and determination of load sharing and analytical verification given the Short circuit test data.
4	Polarity test and connection of 3 single-phase transformers in star – delta and determination of efficiency and regulation under balanced resistive load.
5	Comparison of performance of 3 single-phase transformers in delta – delta and V – V (open delta) connection under load.
6	Scott connection with balanced and unbalanced loads.
7	Separation of hysteresis and eddy current losses in single phase transformer.
8	Voltage regulation of an alternator by EMF and MMF methods.
9	Voltage regulation of an alternator by ZPF method.
10	Slip test – Measurement of direct and quadrature axis reactance and predetermination of regulation of salient pole synchronous machines.
11	Performance of synchronous generator connected to infinite bus, under constant power and variable excitation & vice - versa.
12	Power angle curve of synchronous generator.

Revised Bloom's Taxonomy Level	L_3 – Applying, L_4 – Analysing, L_5 – Evaluating, L_6 – Creating

Course outcomes:

At the end of the course the student will be able to:

- Evaluate the performance of transformers from the test data obtained.
- Connect and operate two single phase transformers of different KVA rating in parallel.
- Connect single phase transformers for three phase operation and phase conversion.
- Compute the voltage regulation of synchronous generator using the test data obtained in the laboratory.
- Evaluate the performance of synchronous generators from the test data.

- Assess the performance of synchronous generator connected to infinite bus.

Graduate Attributes (As per NBA)
Engineering Knowledge,Problem Analysis, Individual and Team work,Communication.

Conduct of Practical Examination:
1. All laboratory experiments are to be included for practical examination.
2. Breakup of marks and the instructions printed on the cover page of answer script to be strictly adhered by the examiners.
3. Students can pick one experiment from the questions lot prepared by the examiners.
4. Change of experiment is allowed only once and 15% Marks allotted to the procedure part to be made zero. ■

B.E ELECTRICAL AND ELECTRONICS ENGINEERING (EEE)
CHOICE BASED CREDIT SYSTEM (CBCS)
SEMESTER - III

ELECTRONICS LABORATORY

Subject Code	17EEL38	CIE Marks	40
Number ofPracticalHours/Week	**03=(1 Hour Instruction + 2 Hours Laboratory**	SEE Marks	60
Total Number of PracticalHours	42	Exam Hours	03

Credits - 02

Course objectives:

- To design and test half wave and full wave rectifier circuits.
- To design and test different amplifier and oscillator circuits using BJT.
- To study the simplification of Boolean expressions using logic gates.
- To realize different Adders and Subtractors circuits.
- To design and test counters and sequence generators.■

Sl. No	Experiments
1	Design and Testing of Full wave – centre tapped transformer type and Bridge type rectifier circuits with and without Capacitor filter. Determination of ripple factor, regulation and efficiency.
2	Static Transistor characteristics for CE, CB and CC modes and determination of h parameters.
3	Frequency response of single stage BJT and FET RC coupled amplifier and determination of half power points, bandwidth, input and output impedances.
4	Design and testing of BJT - RC phase shift oscillator for given frequency of oscillation.
5	Determination of gain, input and output impedance of BJT Darlington emitter follower with and without bootstrapping.
6	Simplification, realization of Boolean expressions using logic gates/Universal gates.
7	Realization of half/Full adder and Half/Full Subtractors using logic gates.
8	Realization of parallel adder/Subtractors using 7483 chip- BCD to Excess-3 code conversion and Vice - Versa.
9	Realization of Binary to Gray code conversion and vice versa.
10	Design and testing Ring counter/Johnson counter.
11	Design and testing of Sequence generator.
12	Realization of 3 bit counters as a sequential circuit and MOD – N counter design using 7476, 7490, 74192, 74193.

Revised Bloom's Taxonomy Level	L_3 – Applying, L_4 – Analysing, L_5 – Evaluating, L_6 – Creating

Course outcomes:

At the end of the course the student will be able to:

- Design and test rectifier circuits with and without capacitor filters.
- Determine h-parameter models of transistor for all modes.
- Design and test BJT and FET amplifier and oscillator circuits.
- Realize Boolean expressions, adders and subtractors using gates.

Graduate Attributes (As per NBA)

Engineering Knowledge, Problem Analysis, Individual and Team work, Communication.

Conduct of Practical Examination:

1. All laboratory experiments are to be included for practical examination.
2. Breakup of marks and the instructions printed on the cover page of answer script to be strictly adhered by the examiners.
3. Students can pick one experiment from the questions lot prepared by the examiners.
4. Change of experiment is allowed only once and 15% Marks allotted to the procedure part to be made zero. ■

****** END ******

IV SEMESTER DETAILED SYLLABUS

ENGINEERING MATHEMATICS –IV (Core Subject)
B.E., IV Semester, Electrical and Electronics Engineering [As per Choice Based Credit System (CBCS) scheme]

Course Code	17MAT41	CIE Marks	40
Number of Lecture Hours/Week	04	SEE Marks	60
Total Number of Lecture Hours	50	Exam Hours	03

Credits - 04

Course Objectives:
The purpose of this course is to make students well conversant with numerical methods to solve ordinary differential equations, complex analysis, sampling theory and joint probability distribution and stochastic processes arising in science and engineering.■

Module-1	**Teaching Hours**
Numerical Methods: Numerical solution of ordinary differential equations of first order and first degree, Taylor's series method, modified Euler's method, Runge - Kutta method of fourth order. Milne's and Adams-Bashforth predictor and corrector methods (No derivations of formulae). ■	**10**
Revised Bloom's Taxonomy Level L_2 – Understanding, L_3 – Applying.	
Module-2	
Numerical Methods: Numerical solution of second order ordinary differential equations, Runge-Kutta method and Milne's method. **Special Functions:** Series solution-Frobenious method. Series solution of Bessel's differential equation leading to $J_n(x)$-Bessel's function of first kind. Basic properties, recurrence relations and orthogonality. Series solution of Legendre's differential equation leading to $P_n(x)$-Legendre polynomials. Rodrigue's formula, problems.■	**10**
Revised Bloom's Taxonomy Level L_2 – Understanding, L_3 – Applying.	
Module-3	
Complex Variables: Review of a function of a complex variable, limits, continuity, differentiability. Analytic functions-Cauchy-Riemann equations in cartesian and polar forms. Properties and construction of analytic functions. Complex line integrals-Cauchy's theorem and Cauchy's integral formula, Residue, poles, Cauchy's Residue theorem (without proof) and problems. **Transformations:** Conformal transformations, discussion of transformations: $w = z^2, w = e^z, w = z + (1/z)(z \neq 0)$ and bilinear transformations-problems.■	**10**
Revised Bloom's Taxonomy Level L_2 – Understanding, L_3 – Applying L_4 – Analysing.	
Module-4	
Probability Distributions: Random variables (discrete and continuous),probability mass/density functions. Binomial distribution, Poisson distribution.Exponential and normal distributions, problems. **Joint probability distribution:** Joint Probability distribution for two discrete random variables, expectation, covariance, correlation coefficient. ■	**10**
Revised Bloom's Taxonomy Level L_3 – Applying.	
Module-5	
Sampling Theory: Sampling, Sampling distributions, standard error, test of hypothesis for means and proportions, confidence limits for means, student's t-distribution, Chi-square distribution as a test of goodness of fit. **Stochastic process:** Stochastic processes, probability vector, stochastic matrices, fixed points, regular stochastic matrices, Markov chains, higher transition probability-simple problems. ■	**10**
Revised Bloom's Taxonomy Level L_3 – Applying L_4 – Analysing.	

B.E ELECTRICAL AND ELECTRONICS ENGINEERING (EEE)
CHOICE BASED CREDIT SYSTEM (CBCS)
SEMESTER - IV

17MAT41 ENGINEERING MATHEMATICS – IV (Core Subject) (continued)

Course outcomes:

- Use appropriate single step and multi-step numerical methods to solve first and second order ordinary differential equations arising in flow data design problems.
- Explain the idea of analyticity, potential fields residues and poles of complex potentials in field theory and electromagnetic theory.
- Employ Bessel's functions and Legendre's polynomials for tackling problems arising in continuum mechanics, hydrodynamics and heat conduction.
- Describe random variables and probability distributions using rigorous statistical methods to analyze problems associated with optimization of digital circuits, information, coding theory and stability analysis of systems.
- Apply the knowledge of joint probability distributions and Markov chains in attempting engineering problems for feasible random events.

Graduate Attributes (As per NBA)

Engineering Knowledge, Problem Analysis, Life-Long Learning, Accomplishment of Complex Problems.

Question paper pattern:

- The question paper will have ten full questions carrying equal marks.
- Each full question consisting of 16 marks.
- There will be two full questions (with a maximum of four sub questions) from each module.
- Each full question will have sub question covering all the topics under a module.
- The students will have to answer five full questions, selecting one full question from each module.

Text Books:

1	Higher Engineering Mathematics	B.S. Grewal	Khanna Publishers	43rd Edition, 2015
2	Advanced Engineering Mathematics	E. Kreyszig	John Wiley & Sons	10th Edition, 2015

Reference books:

3	A Text Book of Engineering Mathematics	N.P.Bali and Manish Goyal	Laxmi Publishers	7th Edition, 2010
4	Higher Engineering Mathematics	B.V.Ramana	McGraw-Hill	2006
5	Higher Engineerig Mathematics	H. K. Dass and Er. RajnishVerma	S.Chand publishing	First Edition, 2011

Web links and Video Lectures

1. http://nptel.ac.in/courses.php?disciplineID=111
2. http://wwww.khanacademy.org/
3. http://www.class-central.com/subject/math

POWER GENERATION AND ECONOMICS(Core Subject)
B.E., IV Semester, Electrical and Electronics Engineering [As per Choice Based Credit System (CBCS) scheme]

Subject Code	17EE42	CIE Marks	40
Number of Lecture Hours/Week	04	SEE Marks	60
Total Number of Lecture Hours	50	Exam Hours	03

Credits - 04

Course objectives:

- Explain the arrangement and operation of hydroelectric, steam, diesel, gas turbine and nuclear power plants and working of major equipment in the plants.
- Classification of substation and explain the operation of different substation equipment.
- Explain the importance of grounding and different grounding methods used in practice.
- Explain the economics of power generation and importance of power factor.

Module-1	**Teaching Hours**
Hydroelectric Power Plants: Hydrology, run off and stream flow, hydrograph, flow duration curve, Mass curve, reservoir capacity, dam storage. Hydrological cycle, merits and demerits of hydroelectric power plants, Selection of site. General arrangement of hydel plant, elements of the plant, Classification of the plants based on water flow regulation, water head and type of load the plant has to supply. Water turbines – Pelton wheel, Francis, Kaplan and propeller turbines. Characteristic of water turbines Governing of turbines, selection of water turbines. Underground, small hydro and pumped storage plants. Choice of size and number of units, plant layout and auxiliaries. ■	**10**
Revised Bloom's Taxonomy Level: L_1 – Remembering, L_2 – Understanding.	
Module-2	
Steam Power Plants: Introduction,Efficiency of steam plants, Merits and demerits of plants, selection of site. Working of steam plant, Power plant equipment and layout, Steam turbines, Fuels and fuel handling, Fuel combustion and combustion equipment, Coal burners, Fluidized bed combustion, Combustion control, Ash handling, Dust collection, Draught systems, Feed water, Steam power plant controls, plant auxiliaries. **Diesel Power Plant:** Introduction, Merits and demerits, selection site, elements of diesel power plant, applications. **Gas Turbine Power Plant**: Introduction, Merits and demerits, selection site, Fuels for gas turbines, Elements of simple gas turbine power plant, Methods of improving thermal efficiency of a simple steam power plant, Closed cycle gas turbine power plants. Comparison of gas power plant with steam and diesel power plants. ■	**10**
Revised Bloom's Taxonomy Level: L_1 – Remembering, L_2 – Understanding.	
Module-3	
Nuclear Power Plants: Introduction, Economics of nuclear plants, Merits and demerits, selection of site, Nuclear reaction, Nuclear fission process, Nuclear chain reaction, Nuclear energy, Nuclear fuels, Nuclear plant and layout, Nuclear reactor and its control, Classification of reactors, power reactors in use, Effects of nuclear plants, Disposal of nuclear waste and effluent, shielding.■	**10**
Revised Bloom's Taxonomy Level: L_1 – Remembering, L_2 – Understanding.	
Module-4	
Substations: Introduction to Substation equipment; Transformers, High Voltage Fuses, High Voltage Circuit Breakers and Protective Relaying, High Voltage Disconnect Switches, Lightning Arresters, High Voltage Insulators and Conductors, Voltage Regulators, Storage Batteries, Reactors, Capacitors, Measuring Instruments, and power line carrier communication equipment. Classification of substations – indoor and outdoor, Selection of site for substation, Busbar arrangement schemes and single line diagrams of substations.	**10**

B.E ELECTRICAL AND ELECTRONICS ENGINEERING (EEE)
CHOICE BASED CREDIT SYSTEM (CBCS)
SEMESTER - IV

17EE42 Power Generation and Economics (Core Subject) (continued)		**Teaching Hours**
Module-4 (continued)		
Substations (continued): Interconnection of power stations. Introduction to gas insulated substation, Advantages and economics of Gas insulated substation. **Grounding:** Introduction, Difference between grounded and ungrounded system. System grounding – ungrounded, solid grounding, resistance grounding, reactance grounding, resonant grounding. Earthing transformer. Neutral grounding and neutral groundingtransformer. ■		
Revised Bloom's Taxonomy Level	L_1 – Remembering, L_2 – Understanding.	
Module-5		
Economics: Introduction, Effect of variable load on power system, classification of costs, Cost analysis. Interest and Depreciation, Methods of determination of depreciation, Economics of Power generation, different terms considered for power plants and their significance, load sharing. Choice of size and number of generating plants. Tariffs, objective, factors affecting the tariff, types. Types of consumers and their tariff. Power factor, disadvantages, causes, methods of improving power factor, Advantages of improved power factor, economics of power factor improvement and comparison of methods of improving the power factor. Choice of equipment. ■		**10**
Revised Bloom's Taxonomy Level	L_1 – Remembering, L_2 – Understanding, L_3 – Applying, L_4 – Analysing.	

Course outcomes:

At the end of the course the student will be able to:

- Describe the working of hydroelectric, steam, nuclear power plants and state functions of major equipment of the power plants.
- Classify various substations and explain the importance of grounding.
- Understand the economic aspects of power system operation and its effects.
- Explain the importance of power factor improvement.

Graduate Attributes (As per NBA)

Engineering Knowledge, Problem analysis, Engineers and Society, Environment and Sustainability.

Question paper pattern:

- The question paper will have ten questions.
- Each full question is for 16 marks.
- There will be 2full questions (with a maximum of four sub questions in one full question) from each module.
- Each full question with sub questions will cover the contents under a module.
- Students will have to answer 5 full questions, selecting one full question from eachmodule. ■

Text Books

1	Power Plant Engineering	P.K. Nag	McGrawHill	4th Edition, 2014
2	Generation of Electrical Energy	B.R.Gupta	S. Chand	2015
3	Electrical power Generation, Transmission and Distribution	S.N. Singh	PHI	2nd Edition, 2009

Reference Books

4	A Course in Power Systems	J.B. Gupta	Katson	2008
5	Electrical Power Distribution Systems	V. Kamaraju	McGrawHill	1st Edition, 2009
6	A Text Book on Power System Engineering	A.Chakrabarti, et al	DhanpathRai	2nd Edition, 2010
7	Electrical Distribution Engineering	Anthony J. Pansini	CRC Press	3rd Edition, 2006
8	Electrical Distribution Systems	Dale R PatrickEt al	CRC Press	2nd Edition, 2009

TRANSMISSION AND DISTRIBUTION (Core Subject)
B.E., IV Semester, Electrical and Electronics Engineering [As per Choice Based Credit System (CBCS) scheme]

Course Code	17EE43	CIE Marks	40
Number of Lecture Hours/Week	04	SEE Marks	60
Total Number of Lecture Hours	50	Exam Hours	03

Credits - 04

Course Objectives:

- To understand the concepts of various methods of generation of power.
- To understand the importance of HVAC, EHVAC, UHVAC and HVDC transmission.
- To design insulators for a given voltage level.
- To calculate the parameters of the transmission line for different configurations and assess the performance of the line.
- To study underground cables for power transmission and evaluate different types of distribution systems.

Module-1	**Teaching Hours**
Introduction to power system: Structure of electric power system: generation, transmission and distribution. Advantages of higher voltage transmission: HVAC, EHVAC, UHVAC and HVDC. Interconnection. Feeders, distributors and service mains. **Overhead transmission lines:** A brief introduction to types of supporting structures and line conductors-Conventional conductors; Aluminium Conductor steel reinforced (ACSR), All – aluminium alloy conductor (AAAC) and All –aluminium conductor (AAC). High temperature conductors; Thermal resistant aluminium alloy (ATI),Super thermal resistant aluminium alloy (ZTAI), Gap type thermal resistant aluminium alloy conductor steel reinforced (GTACSR), Gap type super thermal resistant aluminium alloy conductor steel reinforced (GZTACSR). Bundle conductor and its advantages. Importance of sag, Sag calculation – supports at same and different levels, effect of wind and ice. Line vibration and vibration dampers. Overhead line protection against lightening; ground wires. **Overhead line Insulators:** A brief introduction to types of insulators, material used- porcelain, toughened glass and polymer (composite). Potential distribution over a string of suspension insulators. String efficiency, Methods of increasing string efficiency. Arcing horns. ■	**10**
Revised Bloom's Taxonomy Level	L_1 – Remembering, L_2 – Understanding.
Module-2	
Line parameters: Introduction to line parameters- resistance, inductance and capacitance. Calculation of inductance of single phase and three phase lines with equilateral spacing, unsymmetrical spacing, double circuit and transposed lines. Inductance of composite – conductors, geometric mean radius (GMR) and geometric mean distance (GMD). Calculation of capacitance of single phase and three phase lines with equilateral spacing, unsymmetrical spacing, double circuit and transposed lines. Capacitance of composite – conductor, geometric mean radius (GMR) and geometric mean distance (GMD). Advantages of single circuit and double circuit lines. ■	**10**
Revised Bloom's Taxonomy Level	L_1 – Remembering, L_2 – Understanding, L_3 – Applying.
Module-3	
Performance of transmission lines: Classification of lines – short, medium and long. Current and voltage relations, line regulation and Ferranti effect in short length lines, medium length lines considering Nominal T and nominal π circuits, and long lines considering hyperbolic form equations. Equivalent circuit of a long line. ABCD constants in all cases. ■	**10**
Revised Bloom's Taxonomy Level	L_1 – Remembering, L_2 – Understanding, L_3 – Applying, L_4 – Analysing.
Module-4	
Corona: Phenomena, disruptive and visual critical voltages, corona loss. Advantages and disadvantages of corona. Methods of reducing corona.	**10**

B.E ELECTRICAL AND ELECTRONICS ENGINEERING (EEE)
CHOICE BASED CREDIT SYSTEM (CBCS)
SEMESTER -IV

17EE43 TRANSMISSION AND DISTRIBUTION (Core Subject) (continued)

Module-4 (continued)	**Teaching Hours**
Underground cable: Types of cables, constructional features, insulation resistance, thermal rating, charging current, grading of cables – capacitance and inter-sheath.Dielectric loss. Comparison between ac and dc cables. Limitations of cables.Specification of power cables. ■	
Revised Bloom's Taxonomy Level L_1 – Remembering, L_2 – Understanding, L_3 – Applying, L_4 – Analysing.	
Module-5	
Distribution: Primary AC distribution systems – Radial feeders, parallel feeders, loop feeders and interconnected network system. Secondary AC distribution systems – Three phase 4 wire system and single phase 2 wire distribution, AC distributors with concentrated and uniform loads. Effect of disconnection of neutral in a 3 phase four wire system. **Reliability and Quality of Distribution system:** Introduction, definition of reliability, failure, probability concepts, limitation of distribution systems, power quality, Reliability aids. ■	**10**
Revised Bloom's Taxonomy Level L_1 – Remembering, L_2 – Understanding, L_3 – Applying, L_4 – Analysing.	

Course Outcomes:

At the end of the course the student will be able to:

- Explain the concepts of various methods of generation of power.
- Explain the importance of HVAC, EHVAC, UHVAC and HVDC transmission.
- Design and analyze overhead transmission system for a given voltage level.
- Calculate the parameters of the transmission line for different configurations and assess the performance of line.
- Explain the use of underground cables and evaluate different types of distribution systems.

Graduate Attributes (As per NBA)

Engineering Knowledge, Problem Analysis, Design / development of solutions, Engineers and society, Ethics.

Question paper pattern:

- The question paper will have ten questions.
- Each full question is for 16 marks.
- There will be 2full questions (with a maximum of four sub questions in one full question) from each module.
- Each full question with sub questions will cover the contents under a module.
- Students will have to answer 5 full questions, selecting one full question from each module. ■

Text Books:

1	A Course in Electrical Power	Soni Gupta and Bhatnagar	DhanpatRai	-
2	Principles of Power System	V.K. Mehta, Rohit Mehta	S. Chand	1st Edition 2013
Reference Books:				
3	Power System Analysis and Design	J. Duncan Gloverat el	Cengage Learning	4th Edition 2008
4	Electrical power Generation, Transmission and Distribution	S.N. Singh	PHI	2nd Edition,2009
5	Electrical Power	S.L.Uppal	Khanna Publication	
6	Electrical power systems	C. L. Wadhwa	New Age	5th Edition, 2009
7	Electrical power systems	AshfaqHussain	CBS Publication	
8	Electric Power Distribution	A.S. Pabla	McGraw-Hill	6th Edition,2012
	For High temperature conductors refer www.jpowers.co.jp/english/product/pdf/gap_c1.pdfand Power System Analysis and Design, J. Duncan Glover at el			

ELECTRIC MOTORS (Core Subject)
B.E., IV Semester, Electrical and Electronics Engineering [As per Choice Based Credit System (CBCS) scheme]

Course Code	17EE44	CIE Marks	40
Number of Lecture Hours/Week	04	SEE Marks	60
Total Number of Lecture Hours	50	Exam Hours	03

Credits - 04

Course Objectives:

- To study the constructional features of Motors and select a suitable drive for specific application.
- To study the constructional features of Three Phase and Single phase induction Motors.
- To study different test to be conducted for the assessment of the performance characteristics of motors.
- To study the speed control of motor by a different methods.
- Explain the construction and operation of Synchronous motor and special motors.

Module-1		**Teaching Hours**
DC Motors: Classification, Back emf, Torque equation, and significance of back emf, Characteristics of shunt, series & compound motors. Speed control of shunt, series and compound motors. Application of motors. DC motor starters – 3 point and 4 point. **Losses and efficiency-** Losses in DC motors, power flow diagram, efficiency, condition for maximum efficiency. ■		**10**
Revised Bloom's Taxonomy Level	L_1 – Remembering, L_2 – Understanding, L_3 – Applying.	
Module-2		
Testing of dc motors: Direct & indirect methods of testing of DC motors-Brake test, Swinburne's test, Retardation test, Hopkinson's test, Field's test, merits and demerits of tests. **Three phase Induction motors: Review of** concept and generation of rotating magnetic field, Principle of operation, construction, classification and types; squirrel-cage, slip-ring (No question shall be set from the review portion). Slip, Torque equation, torque-slip characteristic covering motoring, generating and braking regions of operation, Maximum torque, significance of slip**.** ■		**10**
Revised Bloom's Taxonomy Level	L_1 – Remembering, L_2 – Understanding, L_3 – Applying, L_4 – Analysing.	
Module-3		
Performance of three-phase Induction Motor: Phasor diagram of induction motor on no-load and on load, equivalent circuit, losses, efficiency, No-load and blocked rotor tests. Performance of the motor from the circle diagram and equivalent circuit. Cogging and crawling. High torque rotors-double cage and deep rotor bars. Equivalent circuit and performance evaluation of double cage induction motor. Induction motor working as induction generator; standalone operation and grid connected operation**.** ■		**10**
Revised Bloom's Taxonomy Level	L_1 – Remembering, L_2 – Understanding, L_3 – Applying, L_4 – Analysing.	
Module-4		
Starting and speed Control of Three-phase Induction Motors: Need for starter. Direct on line, Star-Delta and autotransformer starting. Rotor resistance starting. Speed control by voltage, frequency, and rotor resistance methods **Single-phase Induction Motor:** Double revolving field theory and principle of operation. Construction and operation of split-phase, capacitor start, capacitor run, and shaded pole motors. Comparison of single phase motors and applications. ■		**10**
Revised Bloom's Taxonomy Level	L_1 – Remembering, L_2 – Understanding, L_3 – Applying, L_4 – Analysing.	
Module-5		
Synchronous motor: Principle of operation, phasor diagrams, torque and torque angle, Blondel diagram, effect of change in load, effect of change in excitation, V and inverted V curves.		**10**

Synchronous condenser, hunting and damping. Methods of starting synchronous motors.	

B.E ELECTRICAL AND ELECTRONICS ENGINEERING (EEE)
CHOICE BASED CREDIT SYSTEM (CBCS)
SEMESTER -IV

17EE44 ELECTRIC MOTORS (Core Subject) (continued)

Module-5 (continued)		**Teaching Hours**
Other motors: Construction and operation of Universal motor, AC servomotor, Linear induction motor and stepper motors.		
Revised Bloom's Taxonomy Level	L_1 – Remembering, L_2 – Understanding, L_3 – Applying, L_4 – Analysing.	

Course Outcomes:

At the end of the course the student will be able to:

- Explain the constructional features of Motors and select a suitable drive for specific application.
- Analyze and assess the performance characteristics of DC motors by conducting suitable tests and control the speed by suitable method.
- Explain the constructional features of Three Phase and Single phase induction Motors and assess their performance.
- Control the speed of induction motor by a suitable method.
- Explain the operation of Synchronous motor and special motors.

Graduate Attributes (As per NBA)

Engineering Knowledge,Problem Analysis,Conduct investigations of complex Problems.

Question paper pattern:

- The question paper will have ten questions.
- Each full question is for 16 marks.
- There will be 2full questions (with a maximum of four sub questions in one full question) from each module.
- Each full question with sub questions will cover the contents under a module.
- Students will have to answer 5 full questions, selecting one full question from each module.

Text Books:

1	Electric Machines	D. P. Kothari, I. J. Nagrath	McGraw Hill	4th edition, 2011
2	Theory of Alternating Current Machines	Alexander Langsdorf	McGraw Hill	2nd Edition, 2001

Reference Books:

3	Electrical Machines, Drives and Power systems	Theodore Wildi	Pearson	6th Edition, 2014
4	Electrical Machines	M.V. Deshpande	PHI Learning	2013
5	Electric Machinery and Transformers	Bhag S Guru at el	Oxford University Press	3rd Edition, 2012
6	Electric Machinery and Transformers	Irving Kosow	Pearson	2rd Edition, 2012
7	Principles of Electric Machines and power Electronics	P.C.Sen	Wiley	2nd Edition, 2013
8	Electric Machines	R.K. Srivastava	Cengage Learning	2nd Edition,2013

ELECTROMAGNETIC FIELD THEORY (Core Subject)
B.E., IV Semester, Electrical and Electronics Engineering [As per Choice Based Credit System (CBCS) scheme]

Course Code	17EE45	CIE Marks	40
Number of Lecture Hours/Week	04	SEE Marks	60
Total Number of Lecture Hours	50	Exam Hours	03

Credits - 04

Course Objectives:

- To study different coordinate systems for understanding the concept of gradient, divergence and curl of a vector.
- To study the application of Coulomb's Law and Gauss Law for electric fields produced by different charge configurations.
- To evaluate the energy and potential due to a system of charges.
- To study the behavior of electric field across a boundary between a conductor and dielectric and between two different dielectrics.
- To study the magnetic fields and magneticmaterials.
- To study the time varying fields and propagation of waves in different media.

Module-1	**Teaching Hours**
Vector Analysis: Scalars and Vectors**,** Vector algebra, Cartesian co-ordinate system, Vector components and unit vectors. Scalar field and Vector field. Dot product and Cross product, Gradient of a scalar field. Divergence and Curl of a vector field. Co – ordinate systems: cylindrical and spherical, relation between different coordinate systems. Expression for gradient, divergence and curl in rectangular, cylindrical and spherical co-ordinate systems. Problems. **Electrostatics:** Coulomb's law, Electric field intensity and its evaluation for (i) point charge (ii) line charge (iii) surface charge (iv) volume charge distributions. Electric flux density, Gauss law and its applications. Maxwell's first equation (Electrostatics). Divergence theorem. Problems. ■	**10**
Revised Bloom's Taxonomy Level: L_1 – Remembering, L_2 – Understanding, L_3 – Applying.	
Module-2	
Energy and Potential: Energy expended in moving a point charge in an electric field. The line integral. Definition of potential difference and potential. The potential field of a point charge and of a system of charges. Potential gradient. The dipole. Energy density in the electrostatic field. Problems. **Conductor and Dielectrics:** Current and current density. Continuity of current. Metallic conductors, conductor's properties and boundary conditions. Perfect dielectric materials, capacitance calculations. Parallel plate capacitor with two dielectrics with dielectric interface parallel to the conducting plates. Capacitance of two wire line. Problems. ■	**10**
Revised Bloom's Taxonomy Level: L_1 – Remembering, L_2 – Understanding, L_3 – Applying.	
Module-3	
Poisson's and Laplace equations: Derivations and problems, Uniqueness theorem. **Steady magnetic fields:** Biot - Savart's law, Ampere's circuital law. The Curl. Stokes theorem. Magnetic flux and flux density. Scalar and vector magnetic potentials. Problems.■	**10**
Revised Bloom's Taxonomy Level: L_1 – Remembering, L_2 – Understanding, L_3 – Applying.	
Module-4	
Magnetic forces: Force on a moving charge and differential current element. Force between differential current elements. Force and torque on a closed circuit. Problems. **Magnetic materials and magnetism:** Nature of magnetic materials, magnetisation and permeability. Magnetic boundary conditions. Magnetic circuit, inductance and mutual inductance. Problems.■	**10**
Revised Bloom's Taxonomy Level: L_1 – Remembering, L_2 – Understanding, L_3 – Applying.	

B.E ELECTRICAL AND ELECTRONICS ENGINEERING (EEE)
CHOICE BASED CREDIT SYSTEM (CBCS)
SEMESTER -IV

17EE45 ELECTROMAGNETIC FIELD THEORY (Core Subject) (continued)

Module-5	**Teaching Hours**
Time varying fields and Maxwell's equations: Faraday's law, Displacement current. Maxwell's equations in point form and integral form. Problems. **Uniform plane wave:** Wave propagation in free space and in dielectrics. Pointing vector and power considerations. Propagation in good conductors, skin effect. Problems. ■	**10**
Revised Bloom's Taxonomy Level	L_1 – Remembering, L_2 – Understanding, L_3 – Applying, L_4 – Analysing.

Course Outcomes:

At the end of the course the student will be able to:

- Use different coordinate systems to explain the concept of gradient, divergence and curl of a vector.
- Use Coulomb's Law and Gauss Law for the evaluation of electric fields produced by different charge configurations.
- Calculate the energy and potential due to a system of charges.
- Explain the behavior of electric field across a boundary between a conductor and dielectric and between two different dielectrics.
- Explain the behavior of magnetic fields and magnetic materials.
- Assess time varying fields and propagation of waves in different media.■

Graduate Attributes (As per NBA)

Engineering Knowledge, Problem Analysis, Conduct investigations of complex Problems.

Question paper pattern:

- The question paper will have ten questions.
- Each full question is for 16 marks.
- There will be 2full questions (with a maximum of four sub questions in one full question) from each module.
- Each full question with sub questions will cover the contents under a module.
- Students will have to answer 5 full questions, selecting one full question from each module.■

Text Books:

1	Engineering Electromagnetics	William H Hayt et al	McGraw Hill	8thEdition, 2014
2	Principles of Electromagnetics	Matthew N. O. Sadiku	Oxford	6th Edition, 2015

Reference Books:

3	Fundamentals of Engineering Electromagnetics	David K. Cheng	Pearson	2014
4	Electromagnetism -Theory (Volume -1) -Applications (Volume-2)	AshutoshPramanik	PHI Learning	2014
5	Electromagnetic Field Theory Fundamentals	Bhag Guru et al	Cambridge	2005
6	Electromagnetic Field Theory	RohitKhurana	Vikas Publishing	1st Edition,2014
7	Electromagnetics	J. A. Edminister	McGraw Hill	3rd Edition, 2010
8	Electromagnetic Field Theory and Transmission Lines	GottapuSasibhushana Rao	Wiley	1st Edition, 2013

OPERATIONAL AMPLIFIERS AND LINEAR ICs (Foundation Course)
B.E., IV Semester, Electrical and Electronics Engineering [As per Choice Based Credit System (CBCS) scheme]

Course Code	15EE46	CIE Marks	40
Number of Lecture Hours/Week	04	SEE Marks	60
Total Number of Lecture Hours	50	Exam Hours	03

Credits - 04

Course Objectives:

- To understand the basics of Linear ICs such as Op-amp, Regulator, Timer & PLL.
- To learn the designing of various circuits using linear ICs.
- To use these linear ICs for specific applications.
- To understand the concept and various types of converters.
- To use these ICs, in Hardware projects.

Module-1	**Teaching Hours**
Operational amplifiers: Introduction, Block diagram representation of a typical Op-amp, schematic symbol, characteristics of an Op-amp, ideal op-amp, equivalent circuit, ideal voltage transfer curve, open loop configuration, differential amplifier, inverting & non –inverting amplifier, Op-amp with negative feedback ; voltage series feedback amplifier-gain, input resistance, output resistance, voltage shunt feedback amplifier- gain, input resistance, output resistance. **General Linear Applications:** D.C. & A.C amplifiers, peaking amplifier, summing, scaling & averaging amplifier, inverting and non-inverting configuration, differential configuration, instrumentation amplifier.■	**10**
Revised Bloom's Taxonomy Level: L_1 – Remembering, L_2 – Understanding, L_3 – Applying, L_4 – Analysing.	
Module-2	
Active Filters: First & Second order high pass & low pass Butterworth filters, higher order filters Band pass filters, Band reject filters & all pass filters. **DC Voltage Regulators:** voltage regulator basics, voltage follower regulator, adjustable output regulator, LM317 & LM337 Integrated circuits regulators. ■	**10**
Revised Bloom's Taxonomy Level: L_1 – Remembering, L_2 – Understanding, L_3 – Applying, L_4 – Analysing.	
Module-3	
Signal generators: Triangular / rectangular wave generator, phase shift oscillator, Wien bridge oscillator, oscillator amplitude stabilization, signal generator output controls. **Comparators & Converters:** Basic comparator, zero crossing detector, inverting & non-inverting Schmitt trigger circuit, voltage to current converter with grounded load, current to voltage converter and basics of voltage to frequency and frequency to voltage converters. ■	**10**
Revised Bloom's Taxonomy Level: L_1 – Remembering, L_2 – Understanding, L_3 – Applying, L_4 – Analysing.	
Module-4	
Signal processing circuits: Precision half wave & full wave rectifiers limiting circuits, clamping circuits, peak detectors, sample & hold circuits. **A/D & D/A Converters:** Basics, R–2R D/A Converter, Integrated circuit 8-bit D/A, successive approximation ADC, linear ramp ADC, dual slope ADC, digital ramp ADC. ■	**10**
Revised Bloom's Taxonomy Level: L_1 – Remembering, L_2 – Understanding, L_3 – Applying, L_4 – Analysing.	
Module-5	
Phase Locked Loop (PLL): Basic PLL, components, performance factors, applications of PLL IC 565. **Timer:** Internal architecture of 555 timer, Mono stable, Astable multivibrators and applications. ■	**10**
Revised Bloom's Taxonomy Level: L_1 – Remembering, L_2 – Understanding, L_3 – Applying, L_4 – Analysing.	

ELECTRICAL AND ELECTRONIC MEASUREMENTS (Foundation Course)
B.E., IV Semester, Electrical and Electronics Engineering [As per Choice Based Credit System (CBCS) scheme]

17EE46 OPERATIONAL AMPLIFIERS AND LINEAR ICs (Foundation Course) (continued)

Course Outcomes:

At the end of the course the student will be able to:

- Explain the basics of linear ICs.
- Design circuits using linear ICs.
- Demonstrate the application of Linear ICs.
- Use ICs in the electronic projects.

Graduate Attributes (As per NBA)

Engineering Knowledge,Design / development of solutions,Conduct investigations of complex Problems.

Question paper pattern:

- The question paper will have ten questions.
- Each full question is for 16 marks.
- There will be 2full questions (with a maximum of four sub questions in one full question) from each module.
- Each full question with sub questions will cover the contents under a module.
- Students will have to answer 5 full questions, selecting one full question from each module.■

Text Books:

1	Op-Amps and Linear Integrated Circuits	Ramakant A Gayakwad	Pearson	4th Edition 2015
2	Operational Amplifiers and Linear ICs	David A. Bell	Oxford	3rd Edition 2011

Reference Books:

3	Linear Integrated Circuits; Analysis, Design and Applications	B. Somanthan Nair	Wiley India	2013
4	Linear Integrated Circuits	S. Salivahanan, et al	McGraw Hill	2nd Edition,2014
5	Operational Amplifiers and Linear Integrated Circuits	K. Lal Kishore	Pearson	1st Edition, 2012
6	Linear Integrated Circuits	Muhammad H Rashid	Cengage Learning	1st Edition,2014
7	Op-Amps and Linear Integrated Circuits, Concept and Application	James M Fiore	Cengage	2009

ELECTRICAL MACHINES LABORATORY - 2
B.E., IV Semester, Electrical and Electronics Engineering [As per Choice Based Credit System (CBCS) scheme]

Course Code	**17EEL47**	**CIE Marks**	**40**
Number of PracticalHours/Week	**03=(1 hour instruction and 2 hour laboratory**	**SEE Marks**	**60**
RBT levels	**L1,L2,L3**	**Exam Hours**	**03**
Credits - 02			

Course Objectives:

- To perform tests on dc machines to determine their characteristics.
- To control the speed of dc motor.
- To conduct test for pre-determination of the performance characteristics of dc machines
- To conduct load test on single phase and three phase induction motor.
- To conduct test on induction motor to determine the performance characteristics.
- To conduct test on synchronous motor to draw the performance curves. ■

Sl. No	Experiments
1	Load test on dc shunt motor to draw speed – torque and horse power – efficiency characteristics.
2	Field Test on dc series machines.
3	Speed control of dc shunt motor by armature and field control.
4	Swinburne's Test on dc motor.
5	Retardation test on dc shunt motor.
6	Regenerative test on dc shunt machines.
7	Load test on three phase induction motor.
8	No - load and Blocked rotor test on three phase induction motor to draw (i) equivalent circuit and (ii)circle diagram. Determination of performance parameters at different load conditions from (i) and (ii).
9	Load test on induction generator.
10	Load test on single phase induction motor to draw output versus torque, current, power and efficiency characteristics.
11	Conduct suitable tests to draw the equivalent circuit of single phase induction motor and determine performance parameters.
12	Conduct an experiment to draw curves of synchronous motor at no load and load conditions.

Revised Bloom's Taxonomy Level	L_3 – Applying, L_4 – Analysing, L_5 – Evaluating, L_6 – Creating

Course Outcomes:

At the end of the course the student will be able to:

- Test dc machines to determine their characteristics.
- Control the speed of dc motor.
- Pre-determine the performance characteristics of dc machines by conducting suitable tests.
- Perform load test on single phase and three phase induction motor to assess its performance.
- Conduct test on induction motor to pre-determine the performance characteristics.
- Conduct test on synchronous motor to draw the performance curves.

Graduate Attributes (As per NBA)

Engineering Knowledge, Individual and Team work, Communication.

Conduct of Practical Examination:

1. All laboratory experiments are to be included for practical examination.
2. Breakup of marks and the instructions printed on the cover page of answer script to be strictly adhered by the examiners.
3. Students can pick one experiment from the questions lot prepared by the examiners.
4. Change of experiment is allowed only once and 15% Marks allotted to the procedure part to be made zero. ■

OP- AMP AND LINEAR ICS LABORATORY
B.E., IV Semester, Electrical and Electronics Engineering [As per Choice Based Credit System (CBCS) scheme]

Course Code	**17EEL48**	**CIE Marks**	**40**
Number of PracticalHours/Week	**03=(1 hour instruction and 2 hour laboratory**	**SEE Marks**	**60**
RBT levels	**L1,L2,L3**	**Exam Hours**	**03**
Credits - 02			

Course Objectives:

- To conduct different experiments using OP-Amps
- To conduct experiments using Linear IC's

a) Study of pin details, specifications, application features of IC741 (LM741) and IC555 (Timer) through corresponding datasheets (Datasheets are instruction manuals for electronic components. They explain exactly what a component does and how to use it.).
b) Comparison of output performance quantity of an Operational Amplifier obtained by rigging up the circuit with the ideal value of
(i) A Non – Inverting Amplifier ($V_{out} = AV_{in}$) (ii) An Inverting Amplifier ($V_{out} = -AV_{in}$) (iii) A Difference Amplifier ($V_{out} = -A(V_p - V_n)$) (iv) A Difference Amplifier with floating inputs ($V_{out} = AV_{in}$) (v) A Non – Inverting Amplifier with negative feedback (ii) An Inverting Amplifier with negative feedback (vi) A Differential Amplifier with a negative feedback (vii) A Differential Amplifier with negative feedback and equalised amplifications.
(viii) A Voltage follower (ix) A differential – in differential –out amplifier (x) An instrumentation amplifier
c) Plot of input and output transfer characteristics to analyse and conclude that op-amps are rarely used in open-loop.
d) Testing of op – amp.

To be covered in 03 Laboratory classes.

Sl. No	Experiments
1	Design and verify a precision full wave rectifier. Determine the performance parameters.
2	Design and realize to analyse the frequency response of an op – amp amplifier under inverting and non - inverting configuration for a given gain.
3	Design and verify the output waveform of an op – amp RC phase shift oscillator for a desired frequency.
4	Design and realize Schmitt trigger circuit using an op – amp for desired upper trip point (UTP) and lower trip point (LTP).
5	Verify the operation of an op – amp as (a) voltage comparator circuit and (b) zero crossing detector.
6	Design and verify the operation of op – amp as an (a) adder (b) subtractor (c) integrator and (d) differentiator.
7	Design and realize an op – amp based first order Butterworth (a) low pass (b) high pass and (c) band pass filters for a given cut off frequency/frequencies to verify the frequency response characteristic.
8	Design and realize an op – amp based function generator to generate sine, square and triangular waves of desired frequency.
9	Design and realization of R-2R ladder DAC.
10	Realization of Two bit Flash ADC
11	Design and verify an IC 555 timer based pulse generator for the specified pulse.
12	Designing of Fixed voltage power supply (voltage regulator) using IC regulators 78 series and 79 series.

Revised Bloom's Taxonomy Level	L_3 – Applying, L_4 – Analysing, L_5 – Evaluating, L_6 – Creating

Course Outcomes:

At the end of the course the student will be able to:

- To conduct experiment to determine the characteristic parameters of OP-Amp
- To design test the OP-Amp as Amplifier, adder, subtractor, differentiator and integrator

B.E ELECTRICAL AND ELECTRONICS ENGINEERING(EEE)
CHOICE BASED CREDIT SYSTEM (CBCS)
SEMESTER - IV

17EEL48 OP- AMP AND LINEAR ICS LABORATORY (continued)

Course Outcomes (continued):

- To design test the OP-Amp as oscillators and filters
- Design and study of Linear IC's as multivibrator power supplies.

Graduate Attributes (As per NBA)

Engineering Knowledge, Individual and Team work, Communication.

Conduct of Practical Examination:

1. All laboratory experiments are to be included for practical examination.
2. Breakup of marks and the instructions printed on the cover page of answer script to be strictly adhered by the examiners.
3. Students can pick one experiment from the questions lot prepared by the examiners.
4. Change of experiment is allowed only once and 15% Marks allotted to the procedure part to be made zero.

**** END ****

V SEMESTER DETAILED SYLLABUS

MANAGEMENT AND ENTREPRENEURSHIP (Core Course)
B.E., V Semester, Electrical and Electronics Engineering [As per Choice Based Credit System (CBCS) scheme]

Course Code	17EE51	CIE Marks	40
Number of Lecture Hours/Week	04	SEE Marks	60
Total Number of Lecture Hours	50	Exam Hours	03

Credits – 04

Course objectives:

- To introduce the field of management, task of the manager, importance of planning and types of planning, staff recruitment and selection process.
- To discuss the ways in which work is allocation, structure of organizations, modes of communication and importance of managerial control in business.
- To explain need of coordination between the manager and staff, the social responsibility of business and leadership.
- To explain the role and importance of the entrepreneur in economic development and the concepts of entrepreneurship.
- To explain various types of entrepreneurs and their functions, the myths of entrepreneurship and the factors required for capacity building for entrepreneurs
- To discuss the importance of Small Scale Industries and the related terms and problems involved.
- To discuss methods for generating new business ideas and business opportunities in India and the importance of business plan.
- To introduce the concepts of project management and discuss capitol building process.
- To explain project feasibility study and project appraisal and discuss project financing
- To discuss about different institutions at state and central levels supporting business enterprises. ■

Module-1		**Teaching Hours**
Management: Definition, Importance – Nature and Characteristics of Management, Management Functions, Roles of Manager, Levels of Management, Managerial Skills, Management & Administration, Management as a Science, Art &Profession**.** **Planning:** Nature, Importance and Purpose Of Planning, Types of Plans, Steps in Planning, Limitations of Planning, Decision Making – Meaning, Types of Decisions- Steps in Decision Making.■		**10**
Revised Bloom's Taxonomy Level	L_1 – Remembering, L_2 – Understanding, L_4 – Analysing.	
Module-2		
Organizing and Staffing: Meaning, Nature and Characteristics of Organization – Process of Organization, Principles of Organization, Departmentalization, Committees – meaning, Types of Committees, Centralization Versus Decentralization of Authority and Responsibility, Span of Control (Definition only), Nature and Importance of Staffing, Process of Selection and Recruitment. **Directing and Controlling:** Meaning and Nature of Directing-Leadership Styles, Motivation Theories Communication – Meaning and Importance, Coordination- Meaning and Importance, Techniques of Coordination. Controlling – Meaning, Steps in Controlling.■		**10**
Revised Bloom's Taxonomy Level	L_2 – Understanding, L_3 – Applying, L_4 – Analysing.	
Module-3		
Social Responsibilities of Business: Meaning of Social Responsibility, Social Responsibilities of Business towards Different Groups, Social Audit, Business Ethics and Corporate Governance. **Entrepreneurship**: Definition of Entrepreneur, Importance of Entrepreneurship, concepts of Entrepreneurship, Characteristics of successful Entrepreneur, Classification of Entrepreneurs, Intrapreneur – An Emerging Class, Comparison between Entrepreneur and Intrapreneur, Myths of Entrepreneurship, Entrepreneurial Development models, Entrepreneurial development cycle, Problems faced by Entrepreneurs and capacity building for Entrepreneurship. ■		**10**
Revised Bloom's Taxonomy Level	L_3 – Applying.	

B.E ELECTRICAL AND ELECTRONICS ENGINEERING(EEE)
CHOICE BASED CREDIT SYSTEM (CBCS)
SEMESTER – V

17EE51 MANAGEMENT AND ENTREPRENEURSHIP (Core Course) (continued)

Module-4	**Teaching Hours**
Modern Small Business Enterprises: Role of Small Scale Industries, Concepts and definitions of SSI Enterprises, Government policy and development of the Small Scale sector in India, Growth and Performance of Small Scale Industries in India, Sickness in SSI sector, Problems for Small Scale Industries, Impact of Globalization on SSI, Impact of WTO/GATT on SSIs, Ancillary Industry and Tiny Industry (Definition only). **Institutional Support for Business Enterprises:** Introduction, Policies & Schemes of Central–Level Institutions, State-Level Institutions.■	**10**
Revised Bloom's Taxonomy Level L_3 – Applying.	
Module-5	
Project Management: Meaning of Project, Project Objectives & Characteristics, Project Identification-Meaning & Importance; Project Life Cycle, Project Scheduling, Capital Budgeting, Generating an Investment Project Proposal, Project Report-Need and Significance of Report, Contents, Formulation, Project Analysis-Market, Technical, Financial, Economic, Ecological, Project Evaluation and Selection, Project Financing, Project Implementation Phase, Human & Administrative aspects of Project Management, Prerequisites for Successful Project Implementation. New Control Techniques- PERT and CPM, Steps involved in developing the network, Uses and Limitations of PERT and CPM **.**■	**10**
Revised Bloom's Taxonomy Level L_3 – Applying, L_4 – Analysing. L_2 – Understanding, L_4 – Analysing.	

Course outcomes:

At the end of the course the student will be able to:

- Explain the field of management, task of the manager, planning and the need of proper staff, recruitment and selection process.
- Discuss work allocation, the structure of organization, the modes of communication and importance of managerial control in business.
- To explain need of coordination between the manager and staff in exercising the authority and delegating duties.
- To explain the social responsibility of business and leadership
- Explain the concepts of entrepreneurship and the role and importance of the entrepreneur in economic development.
- Show an understanding of the role and importance of Small Scale Industries, business plan and its presentation.
- Discuss the concepts of project management, capitol building process, project feasibility study, project appraisal and project financing.
- Discuss the state /central level institutions / agencies supporting business enterprises.■

Graduate Attributes (As per NBA)

Engineering Knowledge, Problem Analysis, Life-Long Learning, Accomplishment of Complex Problems.

Question paper pattern:

- The question paper will have ten full questions carrying equal marks. Each full question consisting of 16 marks.
- There will be two full questions (with a maximum of four sub questions) from each module.
- Each full question will have sub question covering all the topics under a module.
- The students will have to answer five full questions, selecting one full question from each module. ■

B.E ELECTRICAL AND ELECTRONICS ENGINEERING(EEE) CHOICE BASED CREDIT SYSTEM (CBCS) SEMESTER – V				
17EE51 MANAGEMENT AND ENTREPRENEURSHIP (Core Course) (continued)				
Textbooks				
1	Principles of Management	P.C.Tripathi, P.N.Reddy	McGraw Hill,	6th Edition, 2017
2	Entrepreneurship Development And Small Business Enterprises	Poornima M.Charanthimath	Pearson	2nd Edition,2014
Reference Books				
1	Dynamics of Entrepreneurial Development and Management	Vasant Desai	Himalaya Publishing House	2007
2	Essentials of Management: An International, Innovation and Leadership perspective	Harold Koontz, Heinz Weihrich	McGraw Hill	10th Edition 2016

MICROCONTROLLER (Core Course)
B.E., V Semester, Electrical and Electronics Engineering [As per Choice Based Credit System (CBCS) scheme]

Course Code	17EE52	CIE Marks	40
Number of Lecture Hours/Week	04	SEE Marks	60
Total Number of Lecture Hours	50	Exam Hours	03
Credits – 04			

Course objectives:

- To explain the internal organization and working of Computers, microcontrollers and embedded processors.
- Compare and contrast the various members of the 8051 family.
- To explain the registers of the 8051 microcontroller, manipulation of data using registers and MOV instructions.
- To explain in detail the execution of 8051 Assembly language instructions and data types
- To explain loop, conditional and unconditional jump and call, handling and manipulation of I/O instructions.
- To explain different addressing modes of 8051, arithmetic, logic instructions, and programs.
- To explain develop 8051C programs for time delay, I/O operations, I/O bit manipulation,logic, arithmetic operations and data conversion. ■

Module-1		**Teaching Hours**
8051 Microcontroller Basics: Inside the Computer, Microcontrollers and Embedded Processors, Block Diagram of 8051, PSW and Flag Bits, 8051 Register Banks and Stack, Internal Memory Organization of 8051, IO Port Usage in 8051, Types of Special Function Registers and their uses in 8051, Pins Of 8051. Memory Address Decoding, 8031/51 Interfacing With External ROM And RAM.8051 Addressing Modes. ■		**10**
Revised Bloom's Taxonomy Level	L_1 – Remembering, L_2 – Understanding, L_3 – Applying, L_4 – Analysing.	
Module-2		
Assembly programming and instruction of 8051: Introduction to 8051 assembly programming, Assembling and running an 8051 program, Data types and Assembler directives, Arithmetic, logic instructions and programs, Jump, loop and call instructions, IO port programming. ■		**10**
Revised Bloom's Taxonomy Level	L_1 – Remembering, L_2 – Understanding, L_3 – Applying, L_4 – Analysing.	
Module-3		
8051 programming in C: Data types and time delay in 8051C, IO programming in 8051C, Logic operations in 8051 C, Data conversion program in 8051 C, Accessing code ROM space in 8051C, Data serialization using 8051C **8051 Timer programming in Assembly and C:** Programming 8051 timers, Counter programming, Programming timers 0 and 1 in 8051 C.■		**10**
Revised Bloom's Taxonomy Level	L_2 – Understanding, L_3 – Applying,L_4 – Analysing, L_5 – Evaluating.	
Module-4		
8051 serial port programming in assembly and C: Basics of serial communication, 8051 connection to RS232, 8051 serial port programming in assembly, serial port programming in 8051 C. **8051 Interrupt programming in assembly and C:** 8051 interrupts, Programming timer, external hardware, serial communication interrupt, Interrupt priority in 8051/52, Interrupt programming in C. ■		**10**
Revised Bloom's Taxonomy Level	L_1 – Remembering, L_2 – Understanding, L_3 – Applying, L_4 – Analysing.	

B.E ELECTRICAL AND ELECTRONICS ENGINEERING(EEE)
CHOICE BASED CREDIT SYSTEM (CBCS)
SEMESTER – V

17EE52 MICROCONTROLLER (Core Course) (continued)

Module-5		**Teaching Hours**
Interfacing: LCD interfacing, Keyboard interfacing. **ADC, DAC and sensor interfacing:** ADC 0808 interfacing to 8051, Serial ADC Max1112 ADC interfacing to 8051, DAC interfacing, Sensor interfacing and signal conditioning. **Motor control: Relay, PWM, DC and stepper motor:** Relays and opt isolators, stepper motor interfacing, DC motor interfacing and PWM. **8051 interfacing with 8255:** Programming the 8255, 8255 interfacing, C programming for 8255.		**10**
Revised Bloom's Taxonomy Level	L_1 – Remembering, L_2 – Understanding, L_3 – Applying, L_4 – Analysing.	

Course outcomes:

At the end of the course the student will be able to:

- Discuss the history of the 8051 and features of other 8051 family members and the internal architecture of the 8051.
- Explains the use of an 8051 assembler, the stack and the flag register, loop, jump, and call instructions.
- Discuss 8051 addressing modes, accessing data and I/O port programming, arithmetic, logic instructions, and programs.
- Develop 8051C programs for time delay, I/O operations, I/O bit manipulation, logic and arithmetic operations, data conversion and data serialization
- Discuss the hardware connection of the 8051 chip, its timers, serial data communication and its interfacing of 8051to the RS232.

Graduate Attributes (As per NBA)

Engineering Knowledge, Problem analysis.

Question paper pattern:

- The question paper will have ten full questions carrying equal marks. Each full question consisting of 16 marks.
- There will be two full questions (with a maximum of four sub questions) from each module.
- Each full question will have sub question covering all the topics under a module.

Textbook

1	The 8051 Microcontroller and Embedded Systems Using Assembly and C	Muhammad Ali Mazadi	Pearson	2nd Edition, 2008.

Reference Books

1	The 8051 Microcontroller	Kenneth Ayala	Cengage Learning	3rd Edition, 2005
2	The 8051 Microcontroller and Embedded Systems	Manish K Patel	McGraw Hill	2014
3	Microcontrollers: Architecture, Programming, Interfacing and System Design	Raj Kamal	Pearson	1st Edition, 2012

POWER ELECTRONICS (Core Course)
B.E., V Semester, Electrical and Electronics Engineering [As per Choice Based Credit System (CBCS) scheme]

Course Code	17EE53	CIE Marks	40
Number of Lecture Hours/Week	04	SEE Marks	60
Total Number of Lecture Hours	50	Exam Hours	03

Credits – 04

Course objectives:

- To give an overview of applications power electronics, different types of power semiconductor devices, their switching characteristics.
- To explain power diode characteristics, types, their operation and the effects of power diodes on RL circuits.
- To explain the techniques for design and analysis of single phase diode rectifier circuits.
- To explain different power transistors, their steady state and switching characteristics and imitations.
- To explain different types of Thyristors, their gate characteristics and gate control requirements.
- To explain the design, analysis techniques, performance parameters and characteristics of controlled rectifiers, DC- DC, DC -AC converters and Voltage controllers.■

Module-1		**Teaching Hours**
Introduction: Applications of Power Electronics, Types of Power Electronic Circuits, Peripheral Effects, Characteristics and Specifications of Switches. **Power Diodes:** Introduction, Diode Characteristics, Reverse Recovery Characteristics, Power Diode Types, Silicon Carbide Diodes, Silicon Carbide Schottky Diodes, Diode Switched *RL* Load, Freewheeling Diodes with Switched RLLoad. **Diode Rectifiers:**Introduction, Single-Phase Full-Wave Rectifiers, Single-Phase Full-Wave Rectifier with RL Load, Single-Phase Full-Wave Rectifier with a Highly Inductive Load.■		**10**
Revised Bloom's Taxonomy Level	L_1 – Remembering,L_2 – Understanding,L_3 – Applying,L_4 – Analysing	
Module-2		
Power Transistors: Introduction, Power MOSFETs – Steady State Characteristics, Switching Characteristics Bipolar Junction Transistors – Steady State Characteristics, Switching Characteristics, Switching Limits, IGBTs, MOSFET Gate Drive, BJT Base Drive, Isolation of Gate and Base Drives, Pulse transformers and Opto-couplers.■		**10**
Revised Bloom's Taxonomy Level	L_1 – Remembering,L_2 – Understanding,L_3 – Applying,L_4 – Analysing	
Module-3		
Thyristors: Introduction, Thyristor Characteristics, Two-Transistor Model of Thyristor, Thyristor Turn-On, Thyristor Turn-Off, A brief study on Thyristor Types, Series Operation of Thyristors, Parallel Operation of Thyristors, *di/dt*Protection, *dv/dt*Protection, DIACs, Thyristor Firing Circuits, Unijunction Transistor.■		**10**
Revised Bloom's Taxonomy Level	L_1 – Remembering,L_2 – Understanding,L_3 – Applying,L_4 – Analysing	
Module-4		
Controlled Rectifiers: Introduction, Single-Phase Full Converters, Single-Phase Dual Converters, Three- Phase Full Converters, Three-Phase Dual Converters, **AC Voltage Controllers:** Introduction, Single-Phase Full-Wave Controllers with Resistive Loads, Single-Phase Full-Wave Controllers with Inductive Loads, Three-Phase Full-Wave Controllers. ■		**10**
Revised Bloom's Taxonomy Level	L_1 – Remembering, L_2 – Understanding, L_3 – Applying, L_4 – Analysing.	

B.E ELECTRICAL AND ELECTRONICS ENGINEERING(EEE)
CHOICE BASED CREDIT SYSTEM (CBCS)
SEMESTER – V

17EE53 POWER ELECTRONICS (Core Course) (continued)

Module-5		**Teaching Hours**
DC-DC Converters: Introduction, principle of step down and step up chopper with RL load, performance parameters, DC-DC converter classification**.** **DC-AC converters**: Introduction, principle of operation single phase bridge inverters, three phase bridge inverters, voltage control of single phase inverters, Harmonic reductions, Current source inverters.■		**10**
Revised Bloom's Taxonomy Level	L_1 – Remembering, L_2 – Understanding, L_3 – Applying, L_4 – Analysing.	

Course outcomes:

At the end of the course the student will be able to:

- Explain application area of power electronics, types of power electronic circuits and switches their characteristics and specifications.
- Explain types of power diodes, their characteristics, and the effects of power diodes on RL circuits.
- Explain the techniques for design, operation and analysis of single phase diode rectifier circuits.
- Explain steady state, switching characteristics and gate control requirements of different power transistors and their limitations.
- Discuss different types of Thyristors, their operation, gate characteristics and gate control requirements.
- Explain designing, analysis techniques and characteristics of thyristor controlled rectifiers.
- Discuss the principle of operation of single phase and three phase DC - DC, DC –AC converters and AC voltage controllers.■

Graduate Attributes (As per NBA)

Engineering Knowledge, Problem analysis.

Question paper pattern:

- The question paper will have ten questions.
- Each full question is for 16 marks.
- There will be 2full questions (with a maximum of four sub questions in one full question) from each module.
- Each full question with sub questions will cover the contents under a module.
- Students will have to answer 5 full questions, selecting one full question from each module. ■

Textbook

1	Power Electronics: Circuits Devices and Applications	Mohammad H Rashid,	Pearson	4th Edition, 2014

Reference Books

1	Power Electronics: Converters, Applications and Design	Ned Mohan et al	Wiley	3rd Edition, 2014
2	Power Electronics	Daniel W Hart	McGraw Hill	1st Edition, 2011
3	Elements of Power Electronics	Philip T Krein	Oxford	Indian Edition, 2008

SIGNALS AND SYSTEMS (Core Course)
B.E., V Semester, Electrical and Electronics Engineering [As per Choice Based Credit System (CBCS) scheme]

Course Code	17EE54	CIE Marks	40
Number of Lecture Hours/Week	04	SEE Marks	60
Total Number of Lecture Hours	50	Exam Hours	03

Credits – 04

Course objectives:

- To discuss arising of signals in different systems.
- To classify the signals and define certain elementary signals.
- To explain basic operations on signals and properties of systems.
- To explain the use of convolution integral and convolution summation in analyzing the response of linear time invariant systems in continuous and discrete time domains.
- To explain the properties of linear time invariant systems in terms of impulse response description.
- To explain determination of response of a given linear time invariant system and to provide a block diagram representation to it.
- To explain Fourier transform representation of continuous time and discrete time non –periodic signals and the properties of Fourier Transforms.
- To explain the applications of Fourier transform representation to study signals and linear time invariant systems.
- To explain the use of Z-transform in the complex exponential representation of discrete time signals and the analysis of systems.

Module-1		**Teaching Hours**
Introduction: Definitions of signals and a system, classification of signals, basic operations on signals. Elementary signals viewed as interconnections of operations, properties of systems.		**10**
Revised Bloom's Taxonomy Level	L_1 – Remembering, L_2 – Understanding, L_3 – Applying, L – 4 Analysing, L_5 – Evaluating.	
Module-2		
Time – Domain Representations For LTI Systems: Convolution, impulse response, properties, solution of differential and difference equations, block diagram representation.		**10**
Revised Bloom's Taxonomy Level	L_1 – Remembering, L_2 – Understanding, L_3 – Applying, L_4 – Analysing, L_5 – Evaluating.	
Module-3		
The Continuous-Time Fourier Transform: Representation of a non -periodic signals: continuous-time Fourier transform (FT), Properties of continuous-time Fourier transform, Applications. Frequency response of LTI systems, Solutions of differential equations		**10**
Revised Bloom's Taxonomy Level	L_1 – Remembering, L_2 – Understanding, L_3 – Applying, L_4 – Analysing, L_5 – Evaluating.	
Module-4		
The Discrete-Time Fourier Transform: Representations of non-periodic signals: The discrete-time Fourier transform (DTFT), Properties of DTFT and applications. Frequency response of LTI system, Solutions of differential equations.		**10**
Revised Bloom's Taxonomy Level	L_1 – Remembering, L_2 – Understanding, L_3 – Applying, L_4 – Analysing, L_5 – Evaluating..	
Module-5		
Z- Transforms: Introduction, Z-transform, properties of ROC, properties of Z-transforms, inversion of Z-transform methods - power series and partial expansion, Transforms analysis of LTI systems, transfer function, stability and causality, unilateral Z-transform and its application to solve difference equations.		**10**
Revised Bloom's Taxonomy Level	L_1 – Remembering, L_2 – Understanding, L_3 – Applying, L_4 – Analysing, L_5 – Evaluating.	

B.E ELECTRICAL AND ELECTRONICS ENGINEERING(EEE)
CHOICE BASED CREDIT SYSTEM (CBCS)
SEMESTER – V

17EE54 SIGNALS AND SYSTEMS (Core Subject) (continued)

Course outcomes:

At the end of the course the student will be able to:

- Classify the signals and systems.
- Explain basic operations on signals and properties of systems.
- Use convolution in both continuous and discrete domain for the analysis of systems given the impulse response of a system.
- Evaluate response of a given linear time invariant system.
- Provide block diagram representation of a linear time invariant system.
- Apply continuous time Fourier transform representation to study signals and linear time invariant systems.
- Apply discrete time Fourier transform representation to study signals and linear time invariant systems. Use Z-transform and properties of Z transform for the analysis of discrete time systems. ■

Graduate Attributes (As per NBA)

Engineering Knowledge, Problem Analysis, Modern tool usage, Ethics.

Question paper pattern:

- The question paper will have ten questions.
- Each full question is for 16 marks.
- There will be 2full questions (with a maximum of four sub questions in one full question) from each module.
- Each full question with sub questions will cover the contents under a module.
- Students will have to answer 5 full questions, selecting one full question from each module. ■

Textbook

1	Signals and Systems	Simon Haykin, Berry Van Veen	Wiley	2nd Edition,2002

Reference Books

2	Fundamentals of Signals and Systems	Michael J. Roberts, Govind K Sharma	McGraw Hill	2nd Edition 2010
3	Signals and Systems	NagoorKani	McGraw Hill	1st Edition 2010
4	Signals and Systems A Primer with MATLAB	Matthew N.O. Sadiku Warsame H. Ali	CRC Press	1st Edition, 2016
5	Signals and Systems	Anand Kumar	PHI	3rd Edition, 2015

INTRODUCTION TO NUCLEAR POWER (PROFESSIONAL ELECTIVE)

B.E., V Semester, Electrical and Electronics Engineering [As per Choice Based Credit System (CBCS) scheme]

Course Code	17EE551	CIE Marks	40
Number of Lecture Hours/Week	03	SEE Marks	60
Total Number of Lecture Hours	40	Exam Hours	03

Credits – 03

Course objectives:

- To explain the fission process in nuclear materials and how the nuclear reactors work and the basic components of nuclear reactors and their types.
- Explanation about cooling of reactors, features of coolant, different types of coolants used in the reactors and the losses of cooling.
- Discussion on loss of cooling accidents in different reactors.
- Discussion on postulated severe accidents in water cooled reactors and other reactors and cooling of reactor during removal and processing.
- Discussion on cooling and disposing the nuclear waste and prospect of fusion energy in the future. ■

Module-1	**Teaching Hours**
The Earth and Nuclear Power: Sources and Resources: Introduction, Earth's Internal Heat Generation, The Earth's Energy Flow, The Fission Process, Thermal Energy Resources. **How Reactors Work:** Introduction, The Fission Process, Basic Components of a Nuclear Reactor, Thermal Reactors, Fast Reactors. ■	**08**
Revised Bloom's Taxonomy Level: L_1 – Remembering, L_2 – Understanding, L_3 – Applying.	
Module-2	
Cooling Reactors: Introduction, General Features of a Reactor Coolant, Principles of Heat Transfer, Gaseous Coolants, Liquid Coolants, Boiling Coolants. **Loss of Cooling:** Introduction, The Electric Kettle, Pressurized-Water Reactor, Boiling-Water Reactor, CANDU Reactor, Gas-Cooled Reactors, Sodium- Cooled Fast Reactor. ■	**08**
Revised Bloom's Taxonomy Level: L_1 – Remembering, L_2 – Understanding, L_3 – Applying, L_4 – Analysing.	
Module-3	
Loss-of-Cooling Accidents: Introduction, Incidents in light Water-Cooled Reactors, Heavy Water-Moderated Reactors, Gas-Cooled Reactors, Liquid Metal-Cooled Fast Reactors.	**08**
Revised Bloom's Taxonomy Level: L_1 – Remembering, L_2 – Understanding, L_3 – Applying, L_4 – Analysing.	
Module-4	
Postulated Severe Accidents Introduction: Introduction, Postulated Severe Accidents in Water-Cooled Reactors, Specific Phenomena relating to Severe Accidents, Severe Accidents in other Reactor Types, Fission Product Dispersion following Containment Failure. **Cooling during Fuel Removal and Processing**: Introduction, Refuelling, Spent Fuel Storage and Transport, Reprocessing Plant. ■	**08**
Revised Bloom's Taxonomy Level: L_1 – Remembering, L_2 – Understanding, L_3 – Applying, L_4 – Analysing.	
Module-5	
Cooling and Disposing of the Waste: Introduction, Classification of Waste Products, Fission Products and Their Biological Significance, Options for Nuclear Waste Disposal, Long-Term Storage and Disposal of Spent Nuclear Fuel, Storage and Disposal of Fission Products from Reprocessing Plants, Disposal of other Materials. **Fusion Energy -Prospect for the Future:** Introduction, The Fusion Process, Confinement, Current Technical Position, Conclusions. ■	**08**
Revised Bloom's Taxonomy Level: L_1 – Remembering, L_2 – Understanding, L_3 – Applying.	

B.E ELECTRICAL AND ELECTRONICS ENGINEERING(EEE)
CHOICE BASED CREDIT SYSTEM (CBCS)
SEMESTER –V

17EE551 INTRODUCTION TO NUCLEAR POWER (Professional Elective) (continued)

Course outcomes:

At the end of the course the student will be able to:

- Explain the fission process in nuclear materials, basic components of nuclear reactors, types of nuclear reactors and their working.
- Discuss different types of coolants, their features, and cooling of reactors,
- Discuss loss of cooling accidents in different reactors.
- Discuss postulated severe accidents in reactors and cooling of reactor during removal of spent fuel.
- Discuss cooling and disposing the nuclear waste and prospect of fusion energy in the future.■

Graduate Attributes (As per NBA)

Engineering Knowledge, Design/ Development of Solutions, The Engineer and Society, Environment and Sustainability, Ethics, Project Management and Finance.

Question paper pattern:

- The question paper will have ten questions.
- Each full question is for 16 marks.
- There will be 2full questions (with a maximum of four sub questions in one full question) from each module.
- Each full question with sub questions will cover the contents under a module.
- Students will have to answer 5 full questions, selecting one full question from each module. ■

Textbook

1	Introduction to Nuclear Power	Geoffrey F. Hewitt	Taylor & Francis	1st Edition, 2000

Reference Books

1	Nuclear Reactor Engineering	G.Vaidyanathan	S.Chand	1st Edition, 2013
2	Introduction to Nuclear Engineering	John R Lamarsh Anthony J Baratta	Pearson	3rd Edition, 2016

ELECTRICAL ENGINEERING MATERIALS (Professional Elective)
B.E., V Semester, Electrical and Electronics Engineering [As per Choice Based Credit System (CBCS) scheme]

Course Code	17EE552	CIE Marks	40
Number of Lecture Hours/Week	03	SEE Marks	60
Total Number of Lecture Hours	40	Exam Hours	03

Credits – 03

Course objectives:

- To impart the knowledge of conducting, dielectric, insulating and magnetic materials and their applications.
- To impart the knowledge of superconducting materials and their applications

Module-1	**Teaching Hours**
Introduction to Electrical and Electronic Materials: Importance of materials, Classification of electrical and electronic materials, Scope of electrical and electronic materials, Requirement of Engineering materials, Operational requirements of electrical and electronic materials, Classification of solids on the basis of energy gap, Products – working principle and materials, Types of engineering materials, Levels of material structure. Spintronics and Spintronic materials, Ferromagnetic semiconductors, Left handed materials. **Conductors:** Conductor materials, Factors affecting conductivity, Thermal conductivity, Heating effect of current, Thermoelectric effect, Seebeck effect, Thomson effect, Wiedemann – Franz law and Lorentz relation, Problems .	**08**
Revised Bloom's Taxonomy Level: L_1 – Remembering, L_2 – Understanding.	
Module-2	
Conductive Materials and Applications: Mechanically processed forms of electrical materials, Types of conducting materials, Low resistivity materials, High resistivity materials, Contact materials, Fusible materials, Filament materials, Carbon as filamentary and brush material, Material for conductors, cables, wires, solder, sheathing and sealing. **Dielectrics:** Introduction to dielectric materials, classification of dielectric materials, Dielectric constant, Dielectric strength and Dielectric loss. Polarization, Mechanisms of polarization, Comparison of different polarization process, Factors affecting polarization, Spontaneous polarization, Behaviour of polarization under impulse and frequency switching, Decay and build-up of polarization under ac field, Complex dielectric constant.	**08**
Revised Bloom's Taxonomy Level: L_1 – Remembering, L_2 – Understanding.	
Module-3	
Insulating Materials: Insulating materials and applications – Ceramic, Mica, Porcelain, Glass, Micanite and Glass bonded mica. Polymeric materials – Bakelite, Polyethylene. Natural and synthetic rubber. Paper. Choice of solid insulating material for different applications, Liquid insulating materials – Requirements, Transformer oil, Bubble theory, Aging of mineral insulating oils. Gaseous insulating Materials – Air, Nitrogen, Vacuum. **Magnetic Materials:** Origin of permanent magnetic dipole, Magnetic terminology, Relation between relative permeability and magnetic susceptibility. Classification of magnetic materials, Diamagnetic, Paramagnetism, Ferromagnetism, Antiferromagnetism and the corresponding materials. Ferrimagnetism and ferrites – properties and applications, Soft and hard ferrites. Curie temperature, Laws of magnetic materials. Magnetization curve, Initial and maximum permeability. Hysteresis loop and loss, Eddy current loss.	**08**
Revised Bloom's Taxonomy Level: L_1 – Remembering, L_2 – Understanding.	
Module-4	
Magnetic Materials (continued): Types of magnetic materials, Soft and hard magnetic materials, High energy magnetic materials, Commercial grade soft and hard magnetic materials. **Superconductive Materials:** Concept of superconductors, Meaning of phenomenon of superconductivity, Properties of superconductors, Types of superconductors, Critical magnetic field	**08**

B.E ELECTRICAL AND ELECTRONICS ENGINEERING(EEE)
CHOICE BASED CREDIT SYSTEM (CBCS)
SEMESTER – V

17EE552 ELECTRICAL ENGINEERING MATERIALS (Professional Elective) (continued)

Module-4 (continued)		**Teaching Hours**
Superconductive Materials (continued):and critical temperature, Effects of Isotopic mass on critical temperature, Silsbee rule, Depth of penetration and coherence length. Ideal and Hard superconductors, Mechanism of super conduction, London's theory for Type I superconductors, GLAG theory for Type I superconductors, BCS theory, Applications and limitations. Applications of high temperature superconductors, Superconducting solenoids and magnets, MRI for medical diagnostics.■		
Revised Bloom's Taxonomy Level	L_1 – Remembering, L_2 – Understanding.	
Module-5		
Plastics: Introduction, Thermoplastics, Rubbers, Thermosets, DC and AC properties, Mechanical properties and processing of plastic. **Materials for Opto – Electronic Devices:** Introduction, Optical phenomena, Reflection, Refraction, Transmittivity, Scattering, Optical absorption, Optical properties of non-metals, Optical properties of metals, Optical properties of semiconductors, Optical properties of insulators. Luminescence, Opto – Electronic devices, Photoconductivity, Photoconductive cell. ■		**08**
Revised Bloom's Taxonomy Level	L_1 – Remembering, L_2 – Understanding.	

Course outcomes:

At the end of the course the student will be able to:

- Discuss electrical and electronics materials, their importance, classification and operational requirement
- Discuss conducting materials used in engineering, their properties and classification.
- Discuss dielectric materials used in engineering, their properties and classification.
- Discuss insulating materials used in engineering, their properties and classification.
- Discuss magnetic materials used in engineering, their properties and classification
- Explain the phenomenon superconductivity, super conducting materials and their application in engineering.
- Explain the plastic and its properties and applications.
- Discuss materials used for Opto electronic devices.■

Graduate Attributes (As per NBA)

Engineering Knowledge

Question paper pattern:

- The question paper will have ten questions.
- Each full question is for 16 marks.
- There will be 2full questions (with a maximum of four sub questions in one full question) from each module.
- Each full question with sub questions will cover the contents under a module.
- Students will have to answer 5 full questions, selecting one full question from each module.■

Textbook

1	Advanced Electrical and Electronics Materials; Processes and Applications	K.M. Gupta Nishu Gupta	Wiley	First Edition, 2015

Reference Books

1	Electronic Engineering Materials	R.K. Shukla Archana Singh	McGraw Hill	2012
2	Electrical Properties of Materials	L Solymar et al	Oxford	9th Edition, 2014
3	Electrical Engineering Materials	A.J. Dekker	Pearson	2016
4	Principle of Electronic Materials and Devices	S.O. Kasap	McGraw Hill	3rd Edition 2010

ELECTRICAL ESTMATION AND COSTING (Professional Elective)
B.E., V Semester, Electrical and Electronics Engineering [As per Choice Based Credit System (CBCS) scheme]

CourseCode	17EE553	CIE Marks	40
Number of Lecture Hours/Week	03	SEE Marks	60
Total Number of Lecture Hours	40	Exam Hours	03

Credits - 03

Course objectives:

- To discuss the purpose of estimation and costing.
- To discuss market survey, estimates, purchase enquiries, tenders, comparative statement and payment of bills and Indian electricity act and some of the rules.
- To discuss distribution of energy in a building, wiring and methods of wiring, cables used in internal wiring, wiring accessories, fittings and fuses.
- To discuss design of lighting points and its number, total load, sub-circuits, size of conductor.
- To discuss different types of service mains and estimation of power circuits.
- To discuss estimation of overhead transmission and distribution system and its components.
  To discuss main components of a substation, their graphical representation and preparation of single line diagram of a substation. ■

Module-1	**Teaching Hours**
Principles of Estimation: Introduction to Estimation and Costing, Electrical Schedule, Catalogues, Market Survey and Source Selection, Recording of Estimates, Determination of Required Quantity of Material, LabourConditions, Determination of Cost Material and Labour, Contingencies, Overhead Charges, Profit, Purchase System, Purchase Enquiry and Selection of Appropriate Purchase Mode, Comparative Statement, Purchase Orders, Payment Of Bills, Tender Form, General Idea about IE Rule, Indian Electricity(IE) Act and IE Rules -29,30,45,46,47,50,51,54,55,77 and79.■	**08**
Revised Bloom's Taxonomy Level L_1 – Remembering, L_2 – Understanding.	
Module-2	
Wiring: Introduction, Distribution of energy in a Building, PVC Casing and Capping, Conduit Wiring, Desirabilities of Wiring. Types of cables used in Internal Wiring, Multi Strand Cables, Voltage Grading and Specification of Cables **Wiring (continued):** Main Switch and Distribution Board, Conduits and its accessories and Fittings. Lighting Accessories and Fittings, Types of Fuses, Size of Fuse, Fuse Units, Earthing Conductor. **Internal Wiring:** General rules for wiring, Design of Lighting Points (Refer to Seventh Chapter of the Textbook), Number of Points, Determination of Total Load, Number of Sub –Circuits, Ratings Main Switch and Distribution Board and Size of Conductor. Current Density, Layout. ..■	**08**
Revised Bloom's Taxonomy Level L_1 – Remembering, L_2 – Understanding, L_3 – Applying, L_4 – Analysing.	
Module-3	
Service Mains: Introduction, Types, Estimation of Underground and Overhead Service Connections. **Design and Estimation of Power Circuits:** Introduction, Important Considerations Regarding Motor Installation Wiring, Input Power, Input Current to Motors, Rating of Cables, Rating of Fuse, Size of Condit, Distribution Board Main Switch and Starter. ■	**08**
Revised Bloom's Taxonomy Level L_1 – Remembering, L_2 – Understanding, L_3 – Applying, L_4 – Analysing.	
Module-4	

Estimation of Overhead Transmission and Distribution Lines: (Review of Line Supports, Conductor Materials, Size of Conductor for Overhead Transmission Line, Types of Insulators)[No Question Shall be Set From the Review Portion]. Cross Arms, Pole Brackets and Clamps, Guys and Stays, Conductors Configuration Spacing and Clearances, Span Lengths, Lightning Arrestors, Phase Plates, Danger Plates, Anti Climbing Devices, Bird Guards, Beads of Jumpers, Muffs, Points to be Considered at the Time of Erection of Overhead Lines, Erection of Supports, Setting of Stays, Fixing of Cross Arms, Fixing of Insulators, Conductor Erection.	**08**

B.E ELECTRICAL AND ELECTRONICS ENGINEERING(EEE)
CHOICE BASED CREDIT SYSTEM (CBCS)
SEMESTER -V

17EE553 ELECTRICAL ESTMATION AND COSTING (Professional Elective) (continued)

Module-4 (continued)		**Teaching Hours**
Estimation of Overhead Transmission and Distribution Lines (continued): Repairing and Jointing of Conductors, Dead End Clamps, Positioning of Conductors and Attachment to Insulators, Jumpers, Tee-Offs, Earthing of Transmission Lines, Guarding of Overhead Lines, Clearances of Conductor From Ground, Spacing Between Conductors, Important Specifications. ■		
Revised Bloom's Taxonomy Level	L_1 – Remembering, L_2 – Understanding. L_3 – Applying, L_4 – Analysing	
Module-5		
Estimation of Substations: Main Electrical connection, Graphical Symbols for Various Types of Apparatus and Circuit Elements on Substation main Connection Diagram, Single Line Diagram of Typical Substations, Equipmentfor Substation, Substation Auxiliaries Supply, Substation Earthing.■		**08**
Revised Bloom's Taxonomy Level	L_1 – Remembering, L_2 – Understanding.	

Course outcomes:

At the end of the course the student will be able to:

- Explain the purpose of estimation and costing.
- Discuss market survey, estimates, purchase enquiries, preparation of tenders, comparative statements and payment of bills.
- Discuss Indian Electricity act and Indian Electricity rules.
- Discuss distribution of energy in a building, wiring and methods of wiring, cables used in internal wiring, wiring accessories and fittings, fuses and types of fuses.
- Discuss design of lighting points and its number, total load, sub-circuits, size of conductor.
- Discuss types of service mainsand estimation of service mains and power circuits.
- Discuss estimation of overhead transmission and distribution system and its components.
- Discuss main components of a substation, preparation of single line diagram of a substation and earthing of a substation.■

Graduate Attributes (As per NBA)

Engineering Knowledge,

Question paper pattern:

- The question paper will have ten questions.
- Each full question is for 16 marks.
- There will be 2full questions (with a maximum of four sub questions in one full question) from each module.
- Each full question with sub questions will cover the contents under a module.
- Students will have to answer 5 full questions, selecting one full question from each module. ■

Textbook

1	A Course in Electrical Installation Estimating and Costing	J. B. Gupta	Katson Books,	9th Edition, 2012

SPECIAL ELECTRICAL MACHINES (Professional Elective)
B.E., V Semester, Electrical and Electronics Engineering [As per Choice Based Credit System (CBCS) scheme]

Course Code	17EE554	CIE Marks	40
Number of Lecture Hours/Week	03	SEE Marks	60
Total Number of Lecture Hours	40	Exam Hours	03

Credits – 03

Course objectives:

- To impart knowledge on the Construction, principle of operation, control and performance of stepping motors.
- To impart knowledge on the Construction, principle of operation, control and performance of switched reluctance motors and permanent magnet brushless D.C. motors.
- To impart knowledge on the Construction, principle of operation and performance of permanent magnet synchronous motors and synchronous reluctance motor.
- To impart knowledge on single phase special machines and servo motors.
- To impart knowledge on Linear electrical machine and permanent magnet axial flux machines.

Module-1		**Teaching Hours**
Stepper Motor: Introduction, Variable Reluctance Stepper Motor, Permanent Magnet Stepper Motor, Hybrid Stepper Motor, Other Types of Stepper Motor, Windings in Stepper Motors, Torque Equation, Characteristics of Stepper Motor, Open – loop Control of Stepper Motor, Closed – loop Control of Stepper Motor, Microprocessor – Based Control of Stepper Motor, Applications of Stepper Motor. ■		**08**
Revised Bloom's Taxonomy Level	L_1 – Remembering, L_2 – Understanding.	
Module-2		
Switched Reluctance Motor (SRM): Construction, Principle of Working, Basics of SRM Analysis, Constraints on Pole Arc and Tooth Arc, Torque Equation and Characteristics, Power Converter Circuits, Control of SRM, Rotor Position Sensors, Current Regulators, Microprocessor – Based Control of SRM, Sensorless Control of SRM. **Permanent Magnet DC Motor and Brushless Permanent Magnet DC Motor:** Permanent Magnet DC (PMDC) motor, Brushless Permanent Magnet DC (BLDC) Motors. ■		**08**
Revised Bloom's Taxonomy Level	L_1 – Remembering, L_2 – Understanding.	
Module-3		
Permanent Magnet Synchronous Motor (PMSM): Construction, Principle of Operation, EMF Equation, Torque Equation, Phasor Diagram, Circle Diagram, Comparison of Conventional and PMSM, Control of PMSM, Applications. **Synchronous Reluctance Motor (SyRM):** Constructional of SyRM, Working, Phasor Diagram and Torque Equation, Control of SyRM, Advantages and Applications. ■		**08**
Revised Bloom's Taxonomy Level	L_1 – Remembering, L_2 – Understanding.	
Module-4		
Single Phase Special Electrical Machines: AC series Motor, Repulsion Motor, Hysteresis Motor, Single Phase Reluctance Motor, Universal Motor. **Servo Motors:** DC Servo Motors, AC Servo Motors. ■		**08**
Revised Bloom's Taxonomy Level	L_1 – Remembering, L_2 – Understanding.	
Module-5		
Linear Electric Machines: Linear Induction Motor, Linear Synchronous Motor, DC Linear Motor, Linear Reluctance Motor, Linear Levitation Machines. **Permanent Magnet Axial Flux (PMAF) Machines:** Comparison of Permanent Radial and Axial Flux Machines, Construction of PMAF Machines, Armature Windings, torque and EMF Equations of PMAF, Phasor Diagram, Output Equation, Pulsating Torque And its Minimisation, Control and Applications of PMAF. ■		**08**
Revised Bloom's Taxonomy Level	L_1 – Remembering, L_2 – Understanding.	

B.E ELECTRICAL AND ELECTRONICS ENGINEERING(EEE)
CHOICE BASED CREDIT SYSTEM (CBCS)
SEMESTER – V

17EE554 SPECIAL ELECTRICAL MACHINES (Professional Elective) (continued)

Course outcomes:

At the end of the course the student will be able to:

- Explain the performance and control of stepper motors, and their applications.
- Explain theory of operation and control of switched reluctance motor and permanent magnet brushless D.C. motors.
- Explain theory of operation and control of permanent magnet synchronous motors and synchronous reluctance motor.
- Explain operation of single phase special machines and servo motors.
- Explain operation of linear electrical machine and permanent magnet axial flux machines.

Graduate Attributes (As per NBA):

Engineering Knowledge, Problem analysis.

Question paper pattern:

- The question paper will have ten questions.
- Each full question is for 16 marks.
- There will be 2full questions (with a maximum of four sub questions in one full question) from each module.
- Each full question with sub questions will cover the contents under a module.

Textbook

1	Special Electrical Machines	E.G. Janardanan	PHI	1st Edition 2014.

Reference Books

1	Special Electrical Machines	K Venkataratham	University Press	2009
2	Brushless Permanent Magnet and Reluctance Motor Drives	T J E Miller	Clerendon Press, Oxford	1989
3	Permanent Magnet and Brushless DC Motors	Kenjo T and Nagamori S	Clerendon Press, Oxford	1985
4	Stepping Motors and their Microprocessor Control	KenjoT	Clerendon Press Oxford	1984
5	Switched Reluctance Motor Drives Modeling, Simulation Design and Applications	Krishan R	CRC	2001

ELECTRONIC COMMUNICATION SYSTEMS(Open Elective)
B.E., V Semester, Electrical and Electronics Engineering [As per Choice Based Credit System (CBCS) scheme]

Course Code	17EE561	CIE Marks	40
Number of Lecture Hours/Week	03	SEE Marks	60
Total Number of Lecture Hours	40	Exam Hours	03

Credits - 03

Course objectives:

- To explain elements of communication system, noise and its effects.
- To describe the theory of amplitude, angle, pulse and digital modulation techniques
- To explain principles of radio communication, transmitters and receivers
- To explain basics of Television Broadcasting
- To explain basic principles of radar systems.
- To discuss multiplexing used in broadband communications.
- To explain the basic routing process used for long-distance telephony
- To explain fiber optic technology used for communication and its components and systems and their installation.
- To discuss basics of information theory, coding and data communication.

Module-1		**Teaching Hours**
Introduction to Communication: Elements of a Communication System, Need for Modulation, Electromagnetic Spectrum and Typical Applications, Terminologies in Communication Systems, Basics of Signal Representation and Analysis. **Noise:** External Noise, internal Noise, Noise Calculations, Noise Figure, Noise Temperature. **Amplitude Modulation Techniques:** Elements of Analog Communication, Theory of Amplitude Modulation Techniques, Generation of Amplitude Modulated Signals. ■		**08**
Revised Bloom's Taxonomy Level	L_1 – Remembering, L_2 – Understanding, L_3 – Applying, L_4 – Analysing.	
Module-2		
Angle Modulation Techniques: Theory of Angle Modulation Techniques, Practical Issues in Frequency Modulation, Generation of Frequency Modulation. **Pulse Modulation Techniques:** Introduction, Pulse Analog Modulation Techniques, Pulse Digital Modulation Techniques. **Digital Modulation Techniques:** Introduction, Basic Digital Modulation Schemes, M-ary Digital Modulation Techniques.		**08**
Revised Bloom's Taxonomy Level	L_1 – Remembering, L_2 – Understanding, L_3 – Applying, L_4 – Analysing.	
Module-3		
Radio Transmitters and Receivers: Introduction lo Radio Communication, Radio Transmitters, Receiver Types, AM Receivers, FM Receivers, Single- and Independent-Sideband Receivers. **Television Broadcasting:** Requirements and Standards, Black-and-White Transmission, Black-and-White Reception, Colour Transmission and Reception.		**08**
Revised Bloom's Taxonomy Level	L_1 – Remembering, L_2 – Understanding, L_3 – Applying, L_4 – Analysing.	
Module-4		
Radar Systems: Basic Principles, Pulsed Systems, Other Radar Systems. **Broadband Communication Systems:** Multiplexing, Short-and Medium-Haul Systems, Long-Haul Systems, Elements of Long-Distance Telephony. ■		**08**
Revised Bloom's Taxonomy Level	L_1 – Remembering, L_2 – Understanding, L_3 – Applying, L_4 – Analysing	

B.E ELECTRICAL AND ELECTRONICS ENGINEERING(EEE)
CHOICE BASED CREDIT SYSTEM (CBCS)
SEMESTER – V

17EE561 ELECTRONIC COMMUNICATION SYSTEMS(Open Elective) (continued)

Module-5	**Teaching Hours**
Introduction to Fiber Optic Technology: History of Fiber Optics, Need of Optical Fibers, Introduction to Light, The Optical Fiber and Fiber Cables, Fiber Optic Components and Systems, Installation, Testing, and Repair. **Information Theory, Coding and Data Communication:** Information Theory, Digital Codes, Error Detection and Correction, Fundamentals of Data Communication System, Data Sets and Interconnection Requirements, Network and Control Considerations.■	**08**
Revised Bloom's Taxonomy Level L_1 – Remembering, L_2 – Understanding, L_3 – Applying, L_4 – Analysing	

Course outcomes:

At the end of the course the student will be able to:

- Understand communication systems and its terminologies.
- Explain noise, computation of noise level in communication systems.
- Describe the theory of amplitude, angle, pulse and digital modulation techniques
- Explain principles of radio communication, transmitters and receivers
- Show understanding of the basic TV system and process transmission and reception
- Explain basic principles of radar systems and multiplexing broadband communication systems.
- Show understanding of fiber optic technology.
- Show understanding of information theory, coding and data communication

Graduate Attributes (As per NBA)

Engineering Knowledge, Problem Analysis, Design/ Development of Solutions, Conduct investigations,

Life-long Learning.

Question paper pattern:

- The question paper will have ten questions.
- Each full question is for 16 marks.
- There will be 2full questions (with a maximum of four sub questions in one full question) from each module.
- Each full question with sub questions will cover the contents under a module.
- Students will have to answer 5 full questions, selecting one full question from each module.

Textbook

1	Electronic Communication Systems	George Kennedy	McGraw Hill	5th Edition, 2011

Reference Books

1	Electronic Communications Systems: Fundamentals Through Advanced	Wayne Tomasi	Pearson	5th Edition, 2009
2	Communication Systems	V. Chandrasekar	Oxford	1st Edition, 2012
3	Communication Systems	P Ramakrishna Rao	McGraw Hill	1st Edition, 2013

PROGRAMMABLE LOGIC CONTROLLERS (Open Elective)
B.E., V Semester, Electrical and Electronics Engineering [As per Choice Based Credit System (CBCS) scheme]

Course Code	17EE562	CIE Marks	40
Number of Lecture Hours/Week	03	SEE Marks	60
Total Number of Lecture Hours	40	Exam Hours	03

Credits - 03

Course objectives:

- To explain advantages and disadvantages, main parts and their functions, basic sequence of operation of PLC.
- To describe the hardware components: I/O modules, CPU, memory devices, other support devices and the functions of PLC memory map.
- To describe program scan sequence, the communication of information to the PLC using different languages, internal relay instruction.
- To explain identification of common operating modes found in PLCs, writing and entering the ladder logic programs.
- To define the functions of Relays, Contactors, Motor Starters, Switches, Sensors, Output Control Devices, Seal-In Circuits and Latching Relays.
- To explain conversion of relay schematics into PLC ladder logic programs and writing PLC programs directly from narrative descriptions.
- To explain the functions of PLC counter instructions, applying combinations of counters and timers to control systems.
- To describe the function of selectable timed interrupt and fault routine files and use of temporary end instruction.
- To explain the execution of data transfer instructions, interruption of data transfer and data compare instructions.
- To explain the basic operation of PLC closed-loop control system, various forms of mechanical sequencers and their operations.
- To describe the operation of bit and word shift registers and develop programs that use shift registers.
- To discuss the operation of various processes, structures of control systems and the method of communication between different industrial processes. ■

Module-1		**Teaching Hours**
Programmable Logic Controllers: Introduction, Parts of a PLC, Principles of Operation, Modifying the Operation, PLCs versus Computers, PLC Size and Application. **PLC Hardware Components:** The I/O Section, Discrete I/O Modules, Analog I/O Modules, Special I/O Modules, I/O Specifications, The Central Processing Unit (CPU), Memory Design, Memory Types, Programming Terminal Devices, Recording and Retrieving Data, Human Machine Interfaces (HMIs). **Basics of PLC Programming:** Processor Memory Organization, Program Scan, PLC Programming Languages, Relay-Type Instructions, Instruction Addressing, Branch Instructions, Internal Relay Instructions, Programming Examine If Closed and Examine If Open Instructions, Entering the Ladder Diagram, Modes of Operation ■		**08**
Revised Bloom's Taxonomy Level	L_1 – Remembering, L_2 – Understanding,	
Module-2		
Developing Fundamental PLC Wiring Diagrams and Ladder Logic Programs: Electromagnetic Control Relays, Contactors, Motor Starters, Manually Operated Switches, Mechanically Operated Switches, Sensors, Output Control Devices, Seal-In Circuits, Latching Relays, Converting Relay Schematics into PLC Ladder Programs, Writing a Ladder Logic Program Directly from a Narrative Description. **Programming Timers:** Mechanical Timing Relays, Timer Instructions, On-Delay Timer Instruction, Off-Delay Timer Instruction, Retentive Timer, Cascading Timers.■		**08**
Revised Bloom's Taxonomy Level	L_1 – Remembering, L_2 – Understanding,.	

B.E ELECTRICAL AND ELECTRONICS ENGINEERING(EEE)
CHOICE BASED CREDIT SYSTEM (CBCS)
SEMESTER - V

17EE562 PROGRAMMABLE LOGIC CONTROLLERS (Open Elective) (continued)

Module-3		**Teaching Hours**
Programming Counters: Counter Instructions, Up-Counter, Down-Counter, Cascading Counters, Incremental Encoder-Counter Applications, Combining Counter and Timer Functions. **Program Control Instructions:** Master Control Reset Instruction, Jump Instruction, Subroutine Functions, Immediate Input and Immediate Output Instructions, Forcing External I/O Addresses, Safety Circuitry, Selectable Timed Interrupt, Fault Routine, Temporary End Instruction, Suspend Instruction. ■		**08**
Revised Bloom's Taxonomy Level	L_1 – Remembering, L_2 – Understanding,.	
Module-4		
Data Manipulation Instructions: Data Manipulation, Data Transfer Operations, Data Compare Instructions, Data Manipulation Programs, Numerical Data I/O Interfaces, Closed-Loop Control. **Math Instructions:** Math Instructions, Addition Instruction, Subtraction Instruction, Multiplication Instruction, Division Instruction, Other Word-Level Math Instructions, File Arithmetic Operations. ■		**08**
Revised Bloom's Taxonomy Level	L_1 – Remembering, L_2 – Understanding.	
Module-5		
Sequencer and Shift Register Instructions: Mechanical Sequencers, Sequencer Instructions, Sequencer Programs, Bit Shift Registers, Word Shift Operations. **Process Control, Network Systems, and SCADA:** Types of Processes, Structure of Control Systems, On/Off Control, PID Control, Motion Control, Data Communications, Supervisory Control and Data Acquisition (SCADA). ■		**08**
Revised Bloom's Taxonomy Level	L_1 – Remembering, L_2 – Understanding.	

Course outcomes:

At the end of the course the student will be able to:

- Discuss history of PLC, its sequence of operation, advantages and disadvantages, main parts and their functions.
- Describe the hardware components of PLC: I/O modules, CPU, memory devices, other support devices, operating modes and PLC programming.
- Describe field devices Relays, Contactors, Motor Starters, Switches, Sensors, Output Control Devices, Seal-In Circuits, and Latching Relays commonly used with I/O module.
- Convert relay schematics and narrative descriptions into PLC ladder logic programs
- Analyze PLC timer and counter ladder logic programs
- Describe the operation of different program control instructions
- Discuss the execution of data transfer instructions, data compare instructions and the basic operation of PLC closed-loop control system.
- Describe the operation of mechanical sequencers, bit and word shift registers, processes and structure of control systems and communication between the processes. ■

Graduate Attributes (As per NBA)

Engineering Knowledge

Question paper pattern:

- The question paper will have ten questions.
- Each full question is for 16 marks.
- There will be 2full questions (with a maximum of four sub questions in one full question) from each module.
- Each full question with sub questions will cover the contents under a module.

Students will have to answer 5 full questions, selecting one full question from each module.

B.E ELECTRICAL AND ELECTRONICS ENGINEERING(EEE) CHOICE BASED CREDIT SYSTEM (CBCS) SEMESTER - V				
17EE562 PROGRAMMABLE LOGIC CONTROLLERS (Open Elective) (continued)				
Textbook				
1	Programmable Logic Controllers	Frank D Petruzella	McGraw Hill,	4th Edition, 2011
Reference Book				
1	Programmable Logic Controllers an Engineer's Guide,	E A Parr	Newnes	3rd Edition, 2013
2	Introduction Programmable Logic Controllers	Gary Dunning	Cengage	3rd Edition, 2006

RENEWABLE ENERGY RESOURCES(Open Elective)
B.E., V Semester, Electrical and Electronics Engineering [As per Choice Based Credit System (CBCS) scheme]

Course Code	17EE563	CIE Marks	40
Number of Lecture Hours/Week	03	SEE Marks	60
Total Number of Lecture Hours	40	Exam Hours	03

Credits - 03

Course objectives:

- To discuss causes of energy scarcity and its solution, energy resources and availability of renewable energy.
- To explain sun – earth geometric relationship, Earth – Sun Angles and their Relationships
- To discuss about solar energy reaching the Earth's surface and solar thermal energy applications.
- To discuss types of solar collectors, their configurations and their applications
- To explain the components of a solar cell system, equivalent circuit of a solar cell, its characteristics and applications.
- To discus benefits of hydrogen energy, production of hydrogen energy, storage its advantages and disadvantages.
- To discuss wind turbines, wind resources, site selection for wind turbine
- To discuss geothermal systems, their classification and geothermal based electric power generation
- To discuss waste recovery management systems, advantages and disadvantages
- To discuss biomass production, types of biomass gasifiers, properties of producer gas.
- To discuss biogas, its composition, production, benefits.
- To discuss tidal energy resources, energy availability, power generation.
- To explain motion in the sea wave, power associated with sea wave and energy availability and the devices for harnessing wave energy.
- To discuss principles of ocean thermal energy conversion and production of electricity.

Module-1	**Teaching Hours**
Introduction: Causes of Energy Scarcity, Solution to Energy Scarcity, Factors Affecting Energy Resource Development, Energy Resources and Classification, Renewable Energy – Worldwide Renewable Energy Availability, Renewable Energy in India. **Energy from Sun:** Sun- earth Geometric Relationship, Layer of the Sun, Earth – Sun Angles and their Relationships, Solar Energy Reaching the Earth's Surface, Solar Thermal Energy Applications.	**08**
Revised Bloom's Taxonomy Level L_1 – Remembering, L_2 – Understanding, L_3 – Applying.	
Module-2	
Solar Thermal Energy Collectors: Types of Solar Collectors, Configurations of Certain Practical Solar Thermal Collectors, Material Aspects ofSolar Collectors, Concentrating Collectors, Parabolic Dish – Stirling Engine System, Working of Stirling or Brayton Heat Engine, Solar Collector Systems into Building Services, Solar Water Heating Systems, Passive Solar Water Heating Systems, Applications of Solar Water Heating Systems, Active Solar Space Cooling, Solar Air Heating, Solar Dryers, Crop Drying, Space Cooing, Solar Cookers, Solar pond. **Solar Cells:** Components of Solar Cell System, Elements of Silicon Solar Cell, Solar Cell materials, Practical Solar Cells, I – V Characteristics of Solar Cells, Efficiency of Solar Cells, Photovoltaic Panels, Applications of Solar Cell Systems.	**08**
Revised Bloom's Taxonomy Level L_1 – Remembering, L_2 – Understanding, L_3 – Applying, L_4 – Analysing.	
Module-3	

Hydrogen Energy: Benefits of Hydrogen Energy, Hydrogen Production Technologies, Hydrogen Energy Storage, Use of Hydrogen Energy, Advantages and Disadvantages of Hydrogen Energy, Problems Associated with Hydrogen Energy. **Wind Energy:** Windmills, Wind Turbines, Wind Resources, Wind Turbine Site Selection. **Geothermal Energy:** Geothermal Systems, Classifications, Geothermal Resource Utilization, Resource Exploration, Geothermal Based Electric Power Generation, Associated Problems, environmental Effects.	**08**

B.E ELECTRICAL AND ELECTRONICS ENGINEERING(EEE)
CHOICE BASED CREDIT SYSTEM (CBCS)
SEMESTER - V

17EE563 RENEWABLE ENERGY RESOURCES(Open Elective) (continued)

Module-3 (continued)		**Teaching Hours**
Solid waste and Agricultural Refuse: Waste is Wealth, Key Issues, Waste Recovery Management Scheme, Advantages and Disadvantages of Waste Recycling, Sources and Types of Waste, Recycling of Plastics. ■		
Revised Bloom's Taxonomy Level	L_1 – Remembering, L_2 – Understanding, L_3 – Applying, L_4 – Analysing.	
Module-4		
Biomass Energy: Biomass Production, Energy Plantation,Biomass Gasification, Theory of Gasification, Gasifier and Their Classifications, Chemistry of Reaction Process in Gasification, Updraft, Downdraft and Cross-draft Gasifiers, Fluidized Bed Gasification, Use of Biomass Gasifier, Gasifier Biomass Feed Characteristics, Applications of Biomass Gasifier, Cooling and Cleaning of Gasifiers. **Biogas Energy:** Introduction, Biogas and its Composition, Anaerobic Digestion, Biogas Production, Benefits of Biogas, Factors Affecting the Selection of a Particular Model of a Biogas Plant, Biogas Plant Feeds and their Characteristics. **Tidal Energy:**Introduction, Tidal Energy Resource, Tidal Energy Availability, Tidal Power Generation in India, Leading Country in Tidal Power Plant Installation, Energy Availability in Tides, Tidal Power Basin, Turbines for Tidal Power, Advantages and Disadvantages of Tidal Power, Problems Faced in Exploiting Tidal Energy. ■		**08**
Revised Bloom's Taxonomy Level	L_1 – Remembering, L_2 – Understanding, L_3 – Applying, L_4 – Analysing.	
Module-5		
Sea Wave Energy: Introduction, Motion in the sea Waves, Power Associated with Sea Waves, Wave Energy Availability, Devices for Harnessing Wave Energy, Advantages and Disadvantages of Wave Power. **Ocean Thermal Energy:**Introduction,Principles of Ocean Thermal Energy Conversion (OTEC), Ocean Thermal Energy Conversion plants, Basic Rankine Cycle and its Working, Closed Cycle, Open Cycle and Hybrid Cycle, Carnot Cycle, Application of OTEC in Addition to Produce Electricity, Advantages, Disadvantages and Benefits of OTEC. ■		**08**
Revised Bloom's Taxonomy Level	L_1 – Remembering, L_2 – Understanding, L_3 – Applying.	

Course outcomes:

At the end of the course the student will be able to:

- Discuss causes of energy scarcity and its solution, energy resources and availability of renewable energy.
- Discuss energy from sun, energy reaching the Earth's surface and solar thermal energy applications.
- Discuss types of solar collectors, their configurations, solar cell system, its characteristics and their applications.
- Discus generation of energy from hydrogen, wind, geothermal system, solid waste and agriculture refuse.
- Discuss production of energy from biomass, biogas.
- Discuss tidal energy resources, energy availability and power generation.

- Discuss power generation sea wave energy and ocean thermal energy. ■

Graduate Attributes (As per NBA)

Engineering Knowledge,Problem Analysis,Modern tool usage,Ethics.

Question paper pattern:

- The question paper will have ten questions.
- Each full question is for 16 marks.
- There will be 2full questions (with a maximum of four sub questions in one full question) from each module.
- Each full question with sub questions will cover the contents under a module.

B.E ELECTRICAL AND ELECTRONICS ENGINEERING(EEE)
CHOICE BASED CREDIT SYSTEM (CBCS)
SEMESTER - V

17EE563 RENEWABLE ENERGY RESOURCES(Open Elective) (continued)

Textbook

1	Nonconventional Energy Resources	ShobhNath Singh	Pearson	1st Edition, 2015

Reference Books

1	Nonconventional Energy Resources	B.H. Khan	McGraw Hill	3rd Edition,
2	Renewable Energy; Power for a sustainable Future	Godfrey Boyle	Oxford	3rd Edition, 2012
3	Renewable Energy Sources: Their Impact on global Warming and Pollution	TasneemAbbasi S.A. Abbasi	PHI	1st Edition, 2011

BUSINESS COMMUNICATION (Open Elective)
B.E., V Semester, Electrical and Electronics Engineering [As per Choice Based Credit System (CBCS) scheme]

Course Code	17EE564	CIE Marks	40
Number of Lecture Hours/Week	03	SEE Marks	60
Total Number of Lecture Hours	40	Exam Hours	03

Credits - 03

Course objectives:

- To discuss analysing audiences, and choose the most effective structure and style for delivering strategically sound written and spoken messages.
- To discuss how to organize the talk, handling audience response.
- To discuss how to communicate with managers, co-workers, customers and suppliers.
- To discuss how engineers can use written and oral skills, computer, graphics and other engineering tools to communicate with other engineers and management.■

Module-1	**Teaching Hours**
Analyse Communication Purpose and Audience: How to Learn, How Engineers Are Persuaded, Speak or Write: Select the Right Communication Channel, Consider Your Communication Purpose and Audience. **Projecting the Image of the Engineering Profession:** Overcome Anxiety, Primary Impact: Nonverbal Body Language, Secondary Impact: Control Vocal Quality, Volume, And Pace, Optimize Presentation Environment. **Presentation Aids: Engineering:** The Real da Vinci Code, Speaking Visually—Guidelines for Using Presentation Aids, Choosing among Options, Creating Visuals with Impact, Delivering with Visuals. ■	**08**
Revised Bloom's Taxonomy Level: L_1 – Remembering, L_2 – Understanding, L_3 – Applying.	
Module-2	
Organize Your Talk: Planning Your Talk, Conducting an Audience Analysis: 39Questions, Organizing Your Talking Seven Easy Stages, Getting Attention and Keeping Interest, Five Minutes Early – Time Management for Your Presentation, Delivering Your Introduction, Presenting Your Conclusion. **Handling Audience Response:** Create the Environment, Handle with C.A.R.E, Deal with Hostile Questions, Deal with Other Types of Questions, Control the Q&A Session, Thinking on Your Feet. **Organizing for Emphasis:** Make our Bottom Line the Top Line, Purpose Statement and Blueprints, Open Long Reports with a Summary, Use More Topic Sentences, Develop Headings, Structure Vertical Lists. ■	**08**
Revised Bloom's Taxonomy Level: L_1 – Remembering, L_2 – Understanding, L_3 – Applying, L_4 – Analysing.	
Module-3	
Write As If Talking to Your Engineering Associates: Use Personal Pronouns, Relyon Everyday Words, Use Short Spoken Transitions, Keep Sentences Short, Reach Out to Your Engineering Readers by Asking Questions, 5Whys-ATechnique for Engineering Problem Solving. **Trim Your Expressions:** Introduction, Prune Wordy Expressions, Use Strong Verbs, Cut Doublings and Noun Strings, Eliminate Unnecessary Determiners and Modifiers, Change Phrases into Single Words, Change Unnecessary Clauses into Phrases or Single Words, Avoid Over using "Itis" and "Thereis", Eight Steps for Lean Writing. **Write Actively—Engineering is about Actions:** Active Voice:"Albert Einstein Wrote the Theory of Relativity", How to Recognize the Passive Voice, How to Write Actively – Use Three Cures, Write Passively for Good Reasons Only, Theory of Completed Staff Work. ■	**08**
Revised Bloom's Taxonomy Level: L_1 – Remembering, L_2 – Understanding, L_3 – Applying, L_4 – Analysing.	
Module-4	
Every day Engineering Communications -E-Mails, Phone Calls, and Memos: Effective E-mail Writing: Seven Things to Remember, How to Be Productive on the Phone, "Memos Solve Problems".	**08**

B.E ELECTRICAL AND ELECTRONICS ENGINEERING(EEE)
CHOICE BASED CREDIT SYSTEM (CBCS)
SEMESTER -V

17EE564 BUSINESS COMMUNICATION (Open Elective) (continued)

Module-4 (continued)		**Teaching Hours**
Visuals for Engineering Presentation - Engineers Think in Pictures: Optimize Slide Layout, Display Engineering Data Effectively, How to Develop Effective Graphics. **Write Winning Grant Proposals:** Know Your Audience, Understand Your Goal and Marketing Strategy, Select the Correct Writing Style, Organize Your Proposal around the FourPs, A Brief Checklist before Submitting Your Proposal. ■		
Revised Bloom's Taxonomy Level	L_1 – Remembering, L_2 – Understanding.	

Module-5

How to Effectively Prepare Engineering Reports: Writing an Effective Progress Report, Develop Informative Design Reports. **Listening Interactive Communication about Engineering Risk:** Listening – A Forgotten Risk Communication Skill Listening – Harder Than Speaking and Writing, How to Listen to Voice of Customers about Risk, Listen Attentively: Understanding What Drives Perceived Risk, Thirteen Questions about Risk Communication. ■		**08**
Revised Bloom's Taxonomy Level	L_1 – Remembering, L_2 – Understanding.	

Course outcomes:

At the end of the course the student will be able to:

- Apply business communication strategies and principles to prepare effective communication for domestic and international business situations.
- Utilize analytical and problem solving skills appropriate to business communication.
- Participate in team activities that lead to the development of collaborative work skills.
- Select appropriate organizational formats and channels used in developing and presenting business messages.
- Compose and revise accurate business documents using computer technology.
- Communicate via electronic mail, Internet, and other technologies.
- Deliver an effective oral business presentation. ■

Graduate Attributes (As per NBA)

Engineering Knowledge

Question paper pattern:

- The question paper will have ten questions.
- Each full question is for 16 marks.
- There will be 2full questions (with a maximum of four sub questions in one full question) from each module.
- Each full question with sub questions will cover the contents under a module.
- Students will have to answer 5 full questions, selecting one full question from each module. ■

Text Book

1	What Every Engineer Should Know AboutBusinessCommunication	John X. Wang	CRC	2008

MICROCONTROLLER LABORATORY - 1
B.E., V Semester, Electrical and Electronics Engineering [As per Choice Based Credit System (CBCS) scheme]

Course Code	**17EEL57**	**CIE Marks**	**40**
Number of Practical Hours/Week	**03=(1 Hour Instruction + 2 Hours Laboratory)**	**SEE Marks**	**60**
RBT levels	**L1,L2,L3**	**Exam Hours**	**03**
Credits - 02			

Course objectives:

- To explain writing assembly language programs for data transfer, arithmetic, Boolean and logical instructions.
- To explain writing assembly language programs for code conversions.
- To explain writing assembly language programs using subroutines for generation of delays, counters, configuration of SFRs for serial communication and timers.
- To perform interfacing of stepper motor and dc motor for controlling the speed.
- To explain generation of different waveforms using DAC interface.

Sl. NO	Experiments
Note: For the experiments 1 to 6, 8051 assembly programming is to be used.	
1	Data transfer – Program for block data movement, sorting, exchanging, finding largest element in an array.
2	Arithmetic instructions: Addition, subtraction, multiplication and division. Square and cube operations for 16 bit numbers.
3	Counters
4	Boolean and logical instructions (bit manipulation).
5	Conditional call and return instructions.
6	Code conversion programs – BCD to ASCII, ASCII to BCD, ASCII to decimal, Decimal to ASCII, Hexa decimal to and Decimal to Hexa.
7	Programs to generate delay, Programs using serial port and on-chip timer/counters.
Note: Single chip solution for interfacing 8051 is to be with C Programs for the following experiments.	
8	Stepper motor interface.
9	DC motor interface for direction and speed control using PWM.
10	Alphanumerical LCD panel interface.
11	Generate different waveforms: Sine, Square, Triangular, Ramp using DAC interface.
12	External ADC and Temperature control interface.
13	Elevator interface.
Revised Bloom's Taxonomy Level	L_1 – Remembering, L_2 – Understanding, L_3 – Applying, L_4 – Analysing, L_5 – Evaluating, L_6 – Creating.

Course outcomes:

At the end of the course the student will be able to:

- Write assembly language programs for data transfer, arithmetic, Boolean and logical instructions.
- Write ALP for code conversions.
- Write ALP using subroutines for generation of delays, counters, configuration of SFRs for serial communication and timers.
- Perform interfacing of stepper motor and dc motor for controlling the speed.

- Generate different waveforms using DAC interface.

- Work with a small team to carryout experiments using microcontroller concepts and prepare reports that present lab work.■

Graduate Attributes (As per NBA)
Engineering Knowledge, Problem Analysis, Individual and Team work, Modern tool usage, Communication.

B.E ELECTRICAL AND ELECTRONICS ENGINEERING(EEE)
CHOICE BASED CREDIT SYSTEM (CBCS)
SEMESTER -V

17EEL57 MICROCONTROLLER LABORATORY – 1(continued)

Conduct of Practical Examination:
1. All laboratory experiments are to be included for practical examination.
2. Breakup of marks and the instructions printed on the cover page of answer script to be strictly adhered by the examiners.
3. Students can pick one experiment from the questions lot prepared by the examiners.
4. Change of experiment is allowed only once and 15% Marks allotted to the procedure part to be made zero. ■

Learning beyond the syllabus: To acquire a wide variety of skills and to develop society friendly applications mini projects can be practiced by referring to "Microcontroller Based Projects" Second Edition, An EFY (Electronics For You) Enterprise Pvt Ltd, 2013.

POWER ELECTRONICS LABORATORY
B.E., V Semester, Electrical and Electronics Engineering [As per Choice Based Credit System (CBCS) scheme]

Course Code	**17EEL58**	**CIE Marks**	**40**
Number of Practical Hours/Week	**03=(1 Hour Instruction + 2 Hours Laboratory)**	**SEE Marks**	**60**
RBT levels	**L1,L2,L3**	**Exam Hours**	**03**
Credits - 02			

Course objectives:

- To conduct experiments on semiconductor devices to obtain their static characteristics.
- To study different methods of triggering the SCR
- To study the performance of single phase controlled full wave rectifier and AC voltage controller with R and RL loads.
- To control the speed of a dc motor, universal motor and stepper motors.
- To study single phase full bridge inverter connected to resistive load.
- To study commutation of SCR. ■

Sl. No	Experiments
1	Static Characteristics of SCR.
2	Static Characteristics of MOSFET and IGBT.
3	Characteristic of TRIAC.
4	SCR turn on circuit using synchronized UJT relaxation oscillator.
5	SCR digital triggering circuit for a single phase controlled rectifier and ac voltage regulator.
6	Single phase controlled full wave rectifier with R and R –L loads.
7	AC voltage controller using TRIAC and DIAC combination connected to R and RL loads.
8	Speed control of dc motor using single semi converter.
9	Speed control of stepper motor.
10	Speed control of universal motor using ac voltage regulator.
11	Speed control of a separately excited D.C. Motor using an IGBT or MOSFET chopper.
12	Design of Snubber circuit.
Revised Bloom's Taxonomy Level	L_3 – Applying, L_4 – Analysing, L_5 – Evaluating, L_6 – Creating

Course outcomes:

At the end of the course the student will be able to:

- Obtain static characteristics of semiconductor devices to discuss their performance.
- Trigger the SCR by different methods
- Verify the performance of single phase controlled full wave rectifier and AC voltage controller with R and RL loads.
- Control the speed of a dc motor, universal motor and stepper motors.
- Verify the performance of single phase full bridge inverter connected to resistive load.
- Perform commutation of SCR by different methods. ■

Graduate Attributes (As per NBA)

Engineering Knowledge, Problem Analysis, Individual and Team work, Communication.

Conduct of Practical Examination:

1. All laboratory experiments are to be included for practical examination.
2. Breakup of marks and the instructions printed on the cover page of answer script to be strictly adhered by the examiners.
3. Students can pick one experiment from the questions lot prepared by the examiners.
4. Change of experiment is allowed only once and 15% Marks allotted to the procedure part to be made zero. ■

****** END ******

VI SEMESTER DETAILED SYLLABUS

CONTROL SYSTEMS (Core Subject)
B.E., VI Semester, Electrical and Electronics Engineering [As per Choice Based Credit System (CBCS) scheme]

Course Code	17EE61	CIE Marks	40
Number of Lecture Hours/Week	04	SEE Marks	60
Total Number of Lecture Hours	50	Exam Hours	03

Credits - 04

Course objectives:

- To define a control system
- To explain the necessity of feedback and types of feedback control systems.
- To introduce the concept of transfer function and its application to the modeling of linear systems.
- To demonstrate mathematical modeling of control systems.
- To obtain transfer function of systems through block diagram manipulation and reduction
- To use Mason's gain formula for finding transfer function of a system
- To discuss transient and steady state time response of a simple control system.
- To discuss the stability of linear time invariant systems and Routh - Hurwitz criterion
- To investigate the trajectories of the roots of the characteristic equation when a system parameter is varied.
- To conduct the control system analysis in the frequency domain.
- To analyze stability of a control system using Nyquist plot.
- To discuss stability analysis using Bode plots.
- To determine the controller or compensator configuration and parameter values relative to how it is connected to the controlled process given the design specifications.

Module-1		**Teaching Hours**
Introduction to control systems: Introduction, classification of control systems. **Mathematical models of physical systems:** Modelling of mechanical system elements, electrical systems, Analogous systems, Transfer function, Single input single output systems, Procedure for deriving transfer functions, servomotors, synchros, gear trains. ■		**10**
Revised Bloom's Taxonomy Level	L_1 – Remembering, L_2 – Understanding, L_3 – Applying, L_4 – Analysing.	
Module-2		
Block diagram: Block diagram of a closed loop system, procedure for drawing block diagram and block diagram reduction to find transfer function. **Signal flow graphs:** Construction of signal flow graphs, basic properties of signal flow graph, signal flow graph algebra, construction of signal flow graph for control systems.		**10**
Revised Bloom's Taxonomy Level	L_1 – Remembering, L_2 – Understanding, L_3 – Applying, L_4 – Analysing.	
Module-3		
Time Domain Analysis: Standard test signals, time response of first order systems, time response of second order systems, steady state errors and error constants, types of control systems. **Routh Stability criterion:** BIBO stability, Necessary conditions for stability, Routh stability criterion, difficulties in formulation of Routh table, application of Routh stability criterion to linear feedback systems, relative stability analysis. ■		**10**
Revised Bloom's Taxonomy Level	L_2 – Understanding, L_3 – Applying, L_4 – Analysing, L_5 – Evaluating.	
Module-4		
Root locus technique: Introduction, root locus concepts, construction of root loci, rules for the construction of root locus. **Frequency Response analysis:** Co-relation between time and frequency response – 2nd order systems only. **Bode plots:** Basic factors G(iw)/H(jw), General procedure for constructing bode plots, computation of gain margin and phase margin.		**10**
Revised Bloom's Taxonomy Level	L_1 – Remembering, L_2 – Understanding, L_3 – Applying, L_4 – Analysing.	

B.E ELECTRICAL AND ELECTRONICS ENGINEERING(EEE)
CHOICE BASED CREDIT SYSTEM (CBCS)
SEMESTER - VI

17EE61 CONTROL SYSTEMS (Core Subject) (continued)

Module-5	**Teaching Hours**
Nyquist plot: Principle of argument, Nyquist stability criterion, assessment of relative stability using Nyquist criterion. **Design of Control Systems:** Introduction, Design with the PD Controller, Design with the PI Controller, Design with the PID Controller, Design with Phase-Lead Controller, Design with Phase - Lag Controller, Design with Lead-Lag Controller. ■	**10**
Revised Bloom's Taxonomy Level L_1 – Remembering, L_2 – Understanding, L_3 – Applying, L_4 – Analysing.	

Course outcomes:

At the end of the course the student will be able to:

- Discuss the effects of feedback and types of feedback control systems.
- Evaluate the transfer function of a linear time invariant system.
- Evaluate the stability of linear time invariant systems.
- Apply block diagram manipulation and signal flow graph methods to obtain transfer function of systems.
- Demonstrate the knowledge of mathematical modeling of control systems and components
- Determine transient and steady state time response of a simple control system.
- Investigate the performance of a given system in time and frequency domains.
- Discuss stability analysis using Root locus, Bode plots and Nyquist plots.
- Determine the controller or compensator configuration and parameter values relative to how it is connec ted to the controlled process given the design specifications.

Graduate Attributes (As per NBA)

Engineering Knowledge, Problem analysis, Modern Tool Usage, Life-long Learning.

Question paper pattern:

- The question paper will have ten full questions carrying equal marks. Each full question consisting of 16 marks.
- There will be two full questions (with a maximum of four sub questions) from each module.
- Each full question will have sub question covering all the topics under a module.

Textbook

1	Control Systems	Anand Kumar	PHI	2nd Edition, 2014

ReferenceBooks

1	Automatic Control Systems	FaridGolnaraghi, Benjamin C. Kuo	Wiley	9th Edition, 2010
2	Control Systems Engineering	Norman S. Nise	Wiley	4th Edition, 2004
3	Modern Control Systems	Richard C Dorf et al	Pearson	11th Edition, 2008
4	Control Systems, Principles and Design	M.Gopal	McGaw Hill	4th Edition, 2012
5	Control Systems Engineering	S. Salivahanan et al	Pearson	1st Edition, 2015

POWER SYSTEM ANALYSIS – 1 (Core Subject)
B.E., VI Semester, Electrical and Electronics Engineering [As per Choice Based Credit System (CBCS) scheme]

Course Code	17EE62	CIE Marks	40
Number of Lecture Hours/Week	04	SEE Marks	60
Total Number of Lecture Hours	50	Exam Hours	03

Credits - 04

Course objectives:

- To introduce the per unit system and explain its advantages and computation.
- To explain the concept of one line diagram and its implementation in problems.
- To explain the necessity and conduction of short circuit analysis.
- To explain analysis of three phase symmetrical faults on synchronous machine and simple power systems.
- To discuss selection of circuit breaker.
- To explain symmetrical components, their advantages and the calculation of symmetrical components of voltages and currents in un-balanced three phase circuits.
- To explain the concept of sequence impedance and its analysis in three phase unbalanced circuits.
- To explain the concept of sequence networks and sequence impedances of an unloaded synchronous generator, transformers and transmission lines.
- To explain the analysis of synchronous machine and simple power systems for different unsymmetrical faults using symmetrical components.
- To discuss the dynamics of synchronous machine and derive the power angle equation for a synchronous machine
- Discuss stability and types of stability for a power system and the equal area criterion for the evaluation of stability of a simple system.

Module-1		**Teaching Hours**
Representation of Power System Components: Introduction, Single-phase Representation of Balanced Three Phase Networks, One-Line Diagram and Impedance or Reactance Diagram, Per Unit (PU) System, Steady State Model of Synchronous Machine, Power Transformer, Transmission of electrical Power, Representation of Loads. ■		**10**
Revised Bloom's Taxonomy Level	L_1 – Remembering, L_2 – Understanding, L_3 – Applying, L_4 – Analysing.	
Module-2		
Symmetrical Fault Analysis: Introduction, Transient on a Transmission Line, Short Circuit of a Synchronous Machine(On No Load), Short Circuit of a Loaded Synchronous Machine, Selection of Circuit Breakers.		**10**
Revised Bloom's Taxonomy Level	L_1 – Remembering, L_2 – Understanding, L_3 – Applying, L_4 – Analysing.	
Module-3		
Symmetrical Components: Introduction, Symmetrical Component Transformation, Phase Shift in Star-Delta Transformers, Sequence Impedances of Transmission Lines, Sequence Impedances and Sequence Network of Power System, Sequence Impedances and Networks of Synchronous Machine, Sequence Impedances of Transmission Lines, Sequence Impedances and Networks of Transformers, Construction of Sequence Networks of a Power System, Measurement of sequence Impedance of Synchronous Generator.		**10**
Revised Bloom's Taxonomy Level	L_2 – Understanding, L_3 – Applying, L_4 – Analysing, L_5 – Evaluating.	
Module-4		

Unsymmetrical Fault Analysis: Introduction, Symmetrical Component Analysis of Unsymmetrical Faults, Single Line-To-Ground (LG) Fault, Line-To-Line (LL) Fault, Double Line-To-Ground (LLG) Fault, Open Conductor Faults.		**10**
Revised Bloom's Taxonomy Level	L_1 – Remembering, L_2 – Understanding, L_3 – Applying, L_4 – Analysing.	

B.E ELECTRICAL AND ELECTRONICS ENGINEERING(EEE)
CHOICE BASED CREDIT SYSTEM (CBCS)
SEMESTER -VI

17EE62 POWER SYSTEM ANALYSIS – 1 (Core Subject) (continued)

Module-5		**Teaching Hours**
Power System Stability: Introduction, Dynamics of a Synchronous Machine, Power Angle Equation Salient and Non – Salient pole Synchronous Machines, Simple Systems, Steady State Stability, Transient Stability, Equal Area Criterion, Factors Affecting Transient Stability.		**10**
Revised Bloom's Taxonomy Level	L_1 – Remembering, L_2 – Understanding, L_3 – Applying, L_4 – Analysing.	

Course outcomes:

At the end of the course the student will be able to:

- Show understanding of per unit system, its advantages and computation.
- Show the concept of one line diagram and its implementation in problems
- Perform short circuit analysis on a synchronous machine and simple power system to select a circuit breaker for the system.
- Evaluate symmetrical components of voltages and currents in un-balanced three phase circuits.
- Explain the concept of sequence impedance and sequence networks of power system components and power system.
- Analyze three phase synchronous machine and simple power systems for different unsymmetrical faults using symmetrical components.

Graduate Attributes (As per NBA)

Engineering Knowledge, Problem analysis, The Engineer and Society, Ethics

Question paper pattern:

- The question paper will have ten full questions carrying equal marks. Each full question consisting of 16 marks.
- There will be two full questions (with a maximum of four sub questions) from each module.
- Each full question will have sub question covering all the topics under a module.

Textbook

1.	Modern Power System	D. P. Kothari	McGraw Hill	4th Edition, 2011

ReferenceBooks

1	Elements of Power System	William D. StevensonJr	McGraw Hill	4th Edition, 1982
2	Power System Analysis and Design	J.Duncan Glover et al	Cengage	4th Edition, 2008
3	Power System Analysis	Hadi Sadat	McGraw Hill	1st Edition, 2002

DIGITAL SIGNAL PROCESSING (Core Subject)
B.E., VI Semester, Electrical and Electronics Engineering
[As per Choice Based Credit System (CBCS) scheme]

Course Code	17EE63	CIE Marks	40
Number of Lecture Hours/Week	04	SEE Marks	60
Total Number of Lecture Hours	50	Exam Hours	03
Credits - 04			

Course objectives:

- To define Discrete Fourier transform and its properties.
- To evaluate DFT of various signals using properties of DFT.
- To explain different linear filtering techniques**.**
- To explain the evaluation of DFT and inverse DFT using fast and efficient algorithms
- To discuss impulse invariant transformation, bilinear transformation techniques and their properties.
- To design infinite impulse response Butterworth digital filters using impulse invariant and bilinear transformation techniques.
- To design infinite impulse response Chebyshev digital filters using impulse invariant and bilinear transformation techniques.
- To discuss direct, cascade, parallel and ladder methods of realizing a digital IIR filter.
- To discuss window functions used for the design of FIR filters.
- To discuss windowing technique of designing FIR filter.
- To discuss frequency sampling technique of designing FIR filter.
- To discuss direct, cascade and linear phase form of realizing a digital FIR filter. ■

Module-1		**Teaching Hours**
Discrete Fourier Transforms: Definitions, properties-linearity, shift, symmetry Properties- circular convolution – periodic convolution, use of tabular arrays, circular arrays, Stock ham's method, linear convolution – two finite duration sequence, one finite & one infinite duration, overlap add and save methods**.** ■		**10**
Revised Bloom's Taxonomy Level	L_1 – Remembering,L_2 – Understanding,L_3 – Applying,L_4 – Analysing. L_5 – Evaluating	
Module-2		
Fast Fourier Transforms Algorithms: Introduction, decimation in time algorithm, first decomposition, number of computations, continuation of decomposition, number of multiplications, computational efficiency, decimation in frequency algorithms, Inverse radix – 2 algorithms.		**10**
Revised Bloom's Taxonomy Level	L_1 – Remembering, L_2 – Understanding, L_3 – Applying, L_4 – Analysing. L_5– Evaluating	
Module-3		
Design of IIR Digital Filters: Introduction, impulse invariant transformation, bilinear transformations, All pole analog filters- Butterworth & Chebyshev filters, design of digital Butterworth filter by impulse invariant transformation and bilinear transformation, Frequency transformations.		**10**
Revised Bloom's Taxonomy Level	L1- Remembering, L2 – Understanding, L3 – Applying. L4 – Analysing. L5 – Evaluating	
Module-4		
Design of IIR Digital Filters (Continued): Design of digital Chebyshev –type 1filter by impulse invariant transformation and bilinear transformation, Frequency transformations. **Realization of IIR digital systems:** direct form, cascade form and parallel form, Ladder structures for equal degree polynomial**.**		**10**

Revised Bloom's Taxonomy Level	L_1 – Remembering, L_2 – Understanding, L_3 – Applying, L_4 – Analysing, L_5– Evaluating	

B.E ELECTRICAL AND ELECTRONICS ENGINEERING(EEE)
CHOICE BASED CREDIT SYSTEM (CBCS)
SEMESTER -VI

17EE63 DIGITAL SIGNAL PROCESSING (Core Subject) (continued)

Module-5		**Teaching Hours**
Design of FIR Digital Filters: Introduction, windowing, rectangular, modified rectangular. Hamming, Hanning, Blackman window, design of FIR digital filters by use of windows, Design of FIR digital filters-frequency sampling techniques. **Realization of FIR systems:** direct form, cascade form, linear phase form		**10**
Revised Bloom's Taxonomy Level	L_1 – Remembering, L_2 – Understanding, L_3 – Applying, L_4 – Analysing, L_5– Evaluating	

Course outcomes:

At the end of the course the student will be able to:

- Compute the DFT of various signals using its properties and linear filtering of two sequences.
- Apply fast and efficient algorithms for computing DFT and inverse DFT of a given sequence
- Design infinite impulse response Butterworth digital filters using impulse invariant / bilinear transformation technique.
- Design infinite impulse response Chebyshev digital filters using impulse invariant or bilinear transformation technique.
- Realize a digital IIR filter by direct, cascade, parallel and ladder methods of realization.
- Discuss different window functions and frequency sampling method used for design of FIR filters.
- Design FIR filters by use of window function or by frequency sampling method.
- Realize a digital FIR filter by direct, cascade, and linear phase form.

Graduate Attributes (As per NBA)

Engineering Knowledge, Problem analysis, Design/ Development of Solutions, Modern Tool Usage.

Question paper pattern:

- The question paper will have ten full questions carrying equal marks.Each full question consisting of 16 marks.
- There will be two full questions (with a maximum of four sub questions) from each module.
- Each full question will have sub question covering all the topics under a module.

Textbook

1	Introduction to Digital Signal Processing	Jhonny R. Jhonson	Pearson	1st Edition, 2016

Reference Books

1.	Digital Signal Processing – Principles, Algorithms, and Applications	Jhon G. Proakis Dimitris G. Manolakis	Pearson	4th Edition, 2007.
2.	Digital Signal Processing	A.NagoorKani	McGraw Hill	2nd Edition, 2012
3	Digital Signal Processing	Shaila D. Apte	Wiley	2nd Edition, 2009
4	Digital Signal Processing	Ashok Amberdar	Cengage	1st Edition, 2007
5	Digital Signal Processing	Tarun Kumar Rawat	Oxford	1st Edition, 2015

ELECTRICAL MACHINE DESIGN (Core Course)
B.E., VI Semester, Electrical and Electronics Engineering [As per Choice Based Credit System (CBCS) scheme]

Course Code	17EE64	CIE Marks	40
Number of Lecture Hours/Week	04	SEE Marks	60
Total Number of Lecture Hours	50	Exam Hours	03

Credits - 04

Course objectives:

- To discuss design factors, limitations in design and modern trends in design and manufacturing of electrical machines.
- To discuss the properties of electrical, magnetic and insulating materials used in the design of electrical machines.
- To derive the output equation of DC machine, single phase, three phase transformers, induction motor and synchronous machines.
- To discuss the selection of specific loadings, for various machines.
- To discuss separation of main dimensions for different electrical machines
- To discuss design of field windings for DC machines and synchronous machines.
- To evaluate the performance parameters of transformer, induction motor.
- To design of cooling tubes for the transformer for a given temperature rise.
- To explain design of rotor of squirrel cage rotor and slip ring rotor.
- To define short circuit ratio and discuss its effect on machine performance.

Module-1	**Teaching Hours**
Fundamental Aspects of Electrical Machine Design: Design of Machines, Design Factors, Limitations in design, Modern Trends in design, manufacturing Techniques. **Electrical Engineering Materials:** Desirabilities of Conducting Materials, Comparison of Aluminium and Copper wires. Ferromagnetic Materials: Soft Magnetic materials – Solid Core Materials, Electrical Sheet and Strip, Cold Rolled Grain Oriented Steel. Insulating Materials: Desirable Properties, Temperature Rise and Insulating Materials, Classification of Insulating materials based on Thermal Consideration.	**10**
Revised Bloom's Taxonomy Level: L_1 – Remembering, L_2 – Understanding, L_4 – Analysing.	
Module-2	
Design of DC Machines: Output Equation, Choice of Specific Loadings and Choice of Number of Poles, Main Dimensions of armature, Design of Armature Slot Dimensions, Commutator and Brushes. Estimation of Ampere Turns for the Magnetic Circuit. Dimensions of Yoke, Main Pole and Air Gap. Design of Shunt and Series Field Windings.	**10**
Revised Bloom's Taxonomy Level: L_1 – Remembering, L_2 – Understanding, L_3 – Applying, L_4 – Analysing.	
Module-3	
Design of Transformers: Output Equations of Single Phase and Three Phase Transformers, Choice of Specific Loadings, Expression for Volts/Turn, Determination of Main Dimensions of the Core, Estimation of Number of Turns and Conductor Cross Sectional area of Primary and Secondary Windings, No Load Current. Expression for the Leakage Reactance of core type transformer with concentric coils, and calculation of Voltage Regulation. Design of Tank and Cooling (Round and Rectangular) Tubes.	**10**
Revised Bloom's Taxonomy Level: L_1 – Remembering, L_2 – Understanding, L_3 – Applying, L_4 – Analysing.	
Module-4	
Design of Three Phase Induction Motors: Output Equation, Choice of Specific Loadings, Main Dimensions of Stator. Design of stator slots and Winding, Choice of Length Air Gap, Estimation of Number of Slots for Squirrel Cage Rotor. Design of Rotor Bars and End Ring. Design of Slip Ring rotor. Estimation of No Load Current and Leakage Reactance.	**10**

Revised Bloom's Taxonomy Level	L_1 – Remembering, L_2 – Understanding, L_3 – Applying, L_4 – Analysing.	

B.E ELECTRICAL AND ELECTRONICS ENGINEERING(EEE)
CHOICE BASED CREDIT SYSTEM (CBCS)
SEMESTER -VI

17EE64 ELECTRICAL MACHINE DESIGN (Core Course) (continued)

Module-5

Design of Three Phase Synchronous Machines: Output Equation, Choice of Specific Loadings, Short Circuit Ratio, Main Dimensions of Stator. Design of stator slots and Winding. Design of Salient and non- salient Pole Rotors. Magnetic Circuit and Field Winding.■	**10**
Revised Bloom's Taxonomy Level L_3 – Applying, L_4 – Analysing. L_2 – Understanding, L_4 – Analysing.	

Course outcomes: At the end of the course the student will be able to:

- Discuss design factors, limitations, modern trends in design, manufacturing of electrical machines and properties of materials used in the electrical machines.
- Derive the output equations of transformer, DC machines and AC machines.
- Discuss selection of specific loadings and magnetic circuits of different electrical machines
- Design the field windings of DC machine and Synchronous machine.
- Design stator and rotor circuits of a DC and AC machines.
- Estimate the number of cooling tubes, no load current and leakage reactance of core type transformer.
- Discuss short circuit ratio and its effects on performance of synchronous machines.
- Design salient pole and non-salient pole alternators for given specifications. ■

Graduate Attributes (As per NBA)
Engineering Knowledge, Problem Analysis, Design/ Development of Solutions, Ethics

.

Question paper pattern:

- The question paper will have ten full questions carrying equal marks.Each full question consisting of 16 marks.
- There will be two full questions (with a maximum of four sub questions) from each module.
- Each full question will have sub question covering all the topics under a module.

Textbook

1	A course in Electrical Machine design	A.K.Sawhney	DhanpatRai	6th Edition, 2013

Reference Books

1	Performance and Design of Alternating Current Machines	M.G. Say	CBS Publisher	3rd Edition, 2002
2	Design Data Handbook	A. Sanmugasundaram Et al	New Age International	1st Edition, 2011

COMPUTER AIDED ELECTRICAL DRAWING (PROFESSIONAL ELECTIVE)

B.E., VI Semester, Electrical and Electronics Engineering [As per Choice Based Credit System (CBCS) scheme]

Course Code	17EE651	CIE Marks	40
Number of Lecture Hours/Week	03	SEE Marks	60
Total Number of Lecture Hours	40	Exam Hours	03

Credits - 03

Course objectives:

- To discuss the terminology of DC and AC armature windings.
- To discuss design and procedure to draw armature winding diagrams for DC and AC machines.
- To discuss the substation equipment, their location in a substation and development of a layout for substation.
- To discuss different sectional views of transformers, DC machine, its parts and alternator and its parts.
- To explain development of sectional views of Transformers, DC machine and alternators using the design data, sketches.

Suitable CAD software can be used for drawings

PART - A

Module-1	**Teaching Hours**
Winding Diagrams: (a) Developed Winding Diagrams of D.C. Machines: Simplex Double Layer Lap and Wave Windings. (b) Developed Winding Diagrams of A.C. Machines: (c)Integral and Fractional Slot Double Layer Three Phase Lap and Wave Windings. (d) Single Layer Windings – Un-Bifurcated 2 and 3 Tier Windings, Mush Windings, Bifurcated 3 Tier Windings. ■	**08**
Revised Bloom's Taxonomy Level: L_1 – Remembering, L_2 – Understanding, L_3 – Applying.	
Module-2	
Single Line Diagrams: Single Line Diagrams of Generating Stations and Substations Covering Incoming Circuits, Outgoing Circuits, Busbar Arrangements (Single, Sectionalised Single, Main and Transfer, Double Bus Double Breaker, Sectionalised Double Bus, One and a Half Circuit Breaker Arrangement, Ring Main),Power Transformers, Circuit Breakers, Isolators,Earthing Switches,Instrument Transformers, Surge or Lightning Arresters, Communication Devices (Power-Line Carrier) and Line Trap.■	**08**
Revised Bloom's Taxonomy Level: L_1 – Remembering, L_2 – Understanding, L_3 – Applying, L_4 – Analysing.	

PART - B

Module-3	
Electrical Machine Assembly Drawings Using Design Data, Sketches or Both: Transformers - Sectional Views Of Single And Three Phase Core And Shell Type Transformers. ■	**08**
Revised Bloom's Taxonomy Level: L_1 – Remembering, L_2 – Understanding, L_3 – Applying, L_4 – Analysing.	
Module-4	
Electrical Machine Assembly Drawings Using Design Data, Sketches or Both:	**08**

D.C. Machine - Sectional Views of Yoke with Poles, Armature and Commutator dealt separately.		
Revised Bloom's Taxonomy Level	L_1 – Remembering, L_2 – Understanding, L_3 – Applying, L_4 – Analysing.	
Module-5		
Electrical Machine Assembly Drawings Using Design Data, Sketches or Both: Alternator – Sectional Views of Stator and Rotor dealt separately. ■		**08**
Revised Bloom's Taxonomy Level	L_1 – Remembering, L_2 – Understanding, L_3 – Applying, L_4 – Analysing.	

B.E ELECTRICAL AND ELECTRONICS ENGINEERING(EEE)
CHOICE BASED CREDIT SYSTEM (CBCS)
SEMESTER - VI

17EE651 COMPUTER AIDED ELECTRICAL DRAWING (Professional Elective) (continued)

Course Outcomes: At the end of the course the student will be able to**:**

- Discuss the terminology and types of DC and AC armature windings.
- Develop armature winding diagram for DC and AC machines
- Develop a layout for substation using the standard symbols for substation equipment. .
- Draw sectional views of core and shell types transformers using the design data
- Draw sectional views of assembled DC machine or its parts using the design data or the sketches.
- Draw sectional views of assembled alternator or its parts using the design data or the sketches. ■

Graduate Attributes (As per NBA)
Engineering Knowledge,Problem Analysis,Modern tool usage,Ethics.

Question paper pattern:

- The question paper will have two parts, PART – A and PART – B.
- Each part is for 40 marks.
- Part A is for Modules 1 and 2.
- Questions 1 and 2 of PART - A will be only on DC windings or only on AC windings. Students have to answer any one of them. The marks prescribed is 25.
- Question 3 of PART – A covering module 2 is compulsory. The marks prescribed is 15.
- Part B is for Modules 3, 4 and 5.
- Questions 4 and 5 will cover any two modules of modules 3, 4 and 5. Students have to answer any one of them. The marks prescribed is 40. ■

Reference Books

1	A course in Electrical Machine design	A. K. Sawhney	DhanpatRai	6th Edition, 2013
2	Electrical Engineering Drawing	K. L. Narang	SatyaPrakashan	2014

ADVANCED POWER ELECTRONICS (Professional Elective)
B.E., VI Semester, Electrical and Electronics Engineering [As per Choice Based Credit System (CBCS) scheme]

Course Code	17EE652	CIE Marks	40
Number of Lecture Hours/Week	03	SEE Marks	60
Total Number of Lecture Hours	40	Exam Hours	03

Credits - 03

Course objectives:

- To study switching mode regulators and Boost converters, Resonant Pulse Inverters and multilevel inverters
- To learn the techniques for design and analysis of dc –dc converters, Resonant Pulse Inverters and multilevel inverters
- To explain the operation and frequency characteristics of resonant inverters and the techniques for zero-voltage and zero-current switching
- To study the performance parameters of resonant inverters
- To explain the techniques for analyzing and design of resonant inverters
- To explain the operation and features of multilevel inverters, their advantages and disadvantages.
- To explain the control strategy to address capacitor voltage unbalancing.
- To discuss potential applications of multilevel inverters.
- To study the types and circuit topologies of power supplies and explain the operation and analysis of power supplies.
- To study the applications of power electronic devices.

Module-1		**Teaching Hours**
DC–DC Converters: Switching-Mode Regulators, Comparison of Regulators, Multi-output Boost Converter, Diode Rectifier-Fed Boost Converter, Averaging Models of Converters, State–Space Analysis of Regulators, Design Considerations for Input Filter and Converters, Drive IC for Converters.		**08**
Revised Bloom's Taxonomy Level	L_1 – Remembering, L_2 – Understanding, L_4 – Analysing.	
Module-2		
Resonant Pulse Inverters: Introduction. Series Resonant Inverters, Frequency Response of Series Inverters, Parallel Resonant Inverters, Voltage Controlled Resonant Inverters, Class E Resonant Inverter, Class E Resonant Rectifier, Zero – Current Switching (ZCS) Resonant Converters, Zero Voltage Switching Resonant Converters (ZVS), Comparison between ZCS and ZVS Resonant Converters, Two Quadrant ZVS Resonant Converters, Resonant DC – Link Inverters.		**08**
Revised Bloom's Taxonomy Level	L_1 – Remembering, L_2 – Understanding, L_4 – Analysing.	
Module-3		
Multilevel Inverters: Introduction, Multilevel Concept, Types of Multilevel Inverters, Diode – Clamped Multilevel Inverter, Flying - Capacitors Multilevel Inverter. Cascaded Multilevel Inverter, Applications, Features of Multilevel Inverters, Comparison of Multilevel Converters.		**08**
Revised Bloom's Taxonomy Level	L_1 – Remembering, L_2 – Understanding, L_4 – Analysing.	
Module-4		
Power Supplies: Introduction, DC Power Supplies, AC Power Supplies, Multistage Conversions, Control Circuits, Magnetic Design Considerations.		**08**
Revised Bloom's Taxonomy Level	L_1 – Remembering, L_2 – Understanding. L_4 – Analysing	

B.E ELECTRICAL AND ELECTRONICS ENGINEERING(EEE)
CHOICE BASED CREDIT SYSTEM (CBCS)
SEMESTER -VI

17EE652 ADVANCED POWER ELECTRONICS (Professional Elective) (continued)

Module-5	**Teaching Hours**
Residential and Industrial Applications: Introduction, Residential Applications, Industrial Applications. **Electrical Utility Applications:** Introduction, High Voltage DC Transmission, Static VAR Compensators, Interconnection of Renewable Energy Sources and Energy Storage systems to the Utility Grid, Active Filters.	**08**
Revised Bloom's Taxonomy Level — L_1 – Remembering, L_2 – Understanding. L_4 – Analysing	

Course outcomes:

At the end of the course the student will be able to:

- Explain the types of switching – mode regulators, Resonant Pulse Inverters and multilevel inverters
- To discuss the techniques for design and analysis of dc –dc converters, Resonant Pulse Inverters and multilevel inverters
- Evaluate the performance parameters of resonant inverters
- Explain the techniques for zero-voltage and zero-current switching of resonant pulse inverters
- Explain the control strategy to address capacitor voltage unbalancing in multilevel inverters.
- Discuss the types, topologies operation and analysis of power supplies.
- Discuss residential, Industrial and Electrical utility applications of power electronic devices.

Graduate Attributes (As per NBA)

Engineering Knowledge, Problem Analysis Design/ Development of Solutions , Conduct investigations of complex problems, Ethics

Question paper pattern:

- The question paper will have ten questions.
- Each full question is for 16 marks.
- There will be 2full questions (with a maximum of four sub questions in one full question) from each module.
- Each full question with sub questions will cover the contents under a module.
- Students will have to answer 5 full questions, selecting one full question from each module.

Textbook

1	***Power Electronics: Circuits Devices and Applications,***	***Mohammad H Rashid***	***Pearson***	***4th Edition, 2014***
2	***Power Electronics Converters, Applications and Design (For Module 5: Chapters 16 and 17)***	***Ned Mohan et al***	***Wiley***	***3rd Edition, 2014***

Reference Books

1	Power Electronics	Daniel W Hart	McGraw Hill	1st Edition, 2011

ENERGY AUDIT AND DEMAND SIDE MANAGEMENT (Professional Elective)
B.E., VI Semester, Electrical and Electronics Engineering [As per Choice Based Credit System (CBCS) scheme]

Course Code	17EE653	CIE Marks	40
Number of Lecture Hours/Week	03	SEE Marks	60
Total Number of Lecture Hours	40	Exam Hours	03
Credits - 03			

Course objectives:

- To explain the importance of energy audit, its types and energy audit methodology.
- To explain the parameters required for energy audit and the working of the instruments used in the measurement of the parameters.
- To explain the energy audit of different systems and equipment and buildings
- To explain electrical load management techniques, harmonics and their effects, electricity tariffs and power factor improvement.

Module-1		**Teaching Hours**
Energy Scenarios: Energy Conservation, Energy Audit, Energy Scenarios, Energy Consumption, Energy Security, Energy Strategy, Clean Development Mechanism. **Types of Energy Audits and Energy-Audit Methodology:** Definition of Energy Audit, Place of Audit, Energy – Audit Methodology, Financial Analysis, Sensitivity Analysis, Project Financing Options, Energy Monitoring and Training. **Survey Instrumentation:** Electrical Measurement, Thermal Measurement, Light Measurement, Speed Measurement, Data Logger and Data – Acquisition System, Thermal Basis. ■		**08**
Revised Bloom's Taxonomy Level	L_1 - Remembering, L_2 - Understanding, L_3 - Applying, L_4 - Analysing.	
Module-2		
Energy Audit of Boilers: Classification of Boilers, Parts of Boiler, Efficiency of a Boiler, Role of excess Air in Boiler Efficiency, Energy Saving Methods. **Energy Audit of Furnaces:** Parts of a Furnace, classification of Furnaces, Energy saving Measures in Furnaces, Furnace Efficiency. ■		**08**
Revised Bloom's Taxonomy Level	L_1 - Remembering, L_2 - Understanding, L_3 - Applying, L_4 - Analysing ,	
Module-3		
Energy Audit of HVAC Systems: Introduction to HVAC, Components of Air – Conditioning System, Types of Air – Conditioning Systems, Human Comfort Zone and Psychrometry, Vapour – Compression Refrigeration Cycle, Energy Use Indices, Impact of Refrigerants on Environment and Global Warming, Energy – Saving Measures in HVAC, Star Rating and Labelling by BEE. **Electrical-Load Management:** Electrical Basics, Electrical Load Management, Variable- Frequency Drives, Harmonics and its Effects, Electricity Tariff, Power Factor, Transmission and Distribution Losses. ■		**08**
Revised Bloom's Taxonomy Level	L_1 - Remembering, L_2 - Understanding, L_3 - Applying, L_4 - Analysing	
Module-4		
Energy Audit of Motors: Classification of Motors, Parameters related to Motors, Efficiency of a Motor, Energy Conservation in Motors, BEE Star Rating and Labelling. **Energy Audit of Lighting Systems:**Fundamentals of Lighting, Different Lighting Systems, Ballasts, Fixtures (Luminaries), Reflectors, Lenses and Louvres, Lighting Control Systems, Lighting System Audit, Energy Saving Opportunities. ■		**08**
Revised Bloom's Taxonomy Level	L_1 - Remembering, L_2 - Understanding, L_3 - Applying, L_4 - Analysing	

B.E ELECTRICAL AND ELECTRONICS ENGINEERING(EEE)
CHOICE BASED CREDIT SYSTEM (CBCS)
SEMESTER -VI

17EE653 ENERGY AUDIT AND DEMAND SIDE MANAGEMENT (Professional Elective)(continued)

Module-5	**Teaching Hours**
Energy Audit Applied to Buildings: Energy – Saving Measures in New Buildings, Water Audit, Method of Audit, General Energy – Savings Tips Applicable to New as well as Existing Buildings. **Demand side Management:** Scope of DSM, Evolution of DSM concept, DSM planning and Implementation, Load management as a DSM strategy, Applications of Load Control, End use energy conservation, Tariff options for DSM, customer acceptance, implementation issues, Implementation strategies, DSM and Environment. **Energy Conservation:** Motivation of energy conservation, Principles of Energy conservation, Energy conservation planning, Energy conservation in industries, EC in SSI, EC in electrical generation, transmission and distribution, EC in household and commercial sectors, EC in transport, EC in agriculture, EC legislation.■	**08**
Revised Bloom's Taxonomy Level	L_1 - Remembering, L_2 - Understanding, L_3 - Applying, L_4 - Analysing

Course outcomes:

At the end of the course the student will be able to:

- Understand the need of energy audit and energy audit methodology.
- Explain audit parameters and working principles of measuring instruments used to measure the parameters.
- Conduct energy audit of boilers, furnaces, power plant, steam distribution system and compressed air systems.
- Conduct energy audit HVAC systems, motors, pumps, blowers and cooling towers.
- Explain load management techniques, effects of harmonics, electricity tariff, improvement of power factor and losses in transmission.
- Conduct energy audit of lighting systems and buildings.
- Show an understanding of demand side management and energy conservation.■

Graduate Attributes (As per NBA)

Engineering Knowledge, Problem Analysis, Conduct investigations of complex Problems, Environment and sustainability, Ethics, Individual and Team work, Communication

Question paper pattern:

- The question paper will have ten questions.
- Each full question is for 16 marks.
- There will be 2full questions (with a maximum of four sub questions in one full question) from each module.
- Each full question with sub questions will cover the contents under a module.
- Students will have to answer 5 full questions, selecting one full question from each module. ■

Textbook

1	Handbook on Energy Audit	Sonal Desai	McGraw Hill	1st Edition, 2015
2.	Generation of Electrical Energy	B R Gupta	S. Chand	1stEdition, 1983

SOLAR AND WIND ENERGY (Professional Elective)
B.E., VI Semester, Electrical and Electronics Engineering [As per Choice Based Credit System (CBCS) scheme]

Course Code	17EE654	CIE Marks	40
Number of Lecture Hours/Week	03	SEE Marks	60
Total Number of Lecture Hours	40	Exam Hours	03
Credits – 03			

Course objectives:

- To discuss the importance of energy in human life, relationship among economy and environment with energy use.
- To discuss the increasing role of renewable energy, energy management, energy audit, energy efficiency, energyintensity.
- To discuss energy consumption status in India, energy saving potential and energy conservation efforts in India.
- To explain the concept of energy storage and the principles of energy storage devices.
- To discuss the characteristics and distribution of solar radiation, measurement of components of solar radiation and analysis of collected solar radiation data.
- To explain availability of solar radiation at a location and the effect of tilting the surface of collector with respect to horizontal surface.
- To describe the process of harnessing solar energy in the form of heat and working of solar collectors.
- To discuss applications of solar energy including heating and cooling.
- To discuss the operation of solar cell and the environmental effects on electrical characteristics of solar cell
- To discuss sizing and design of typical solar PV systems and their applications.
- To discuss basic Principles of Wind Energy Conversion and to compute the power available in the wind.
- To discuss forces on the Blades, Wind Energy Conversion, collection of Wind Data, energy estimation and site selection.
- To discuss classification of WEC Systems, its advantages and disadvantages of WECS, and Types of Wind Machines (Wind Energy Collectors).
- To evaluate the performance of Wind-machines, Generating Systems.

Module-1	**Teaching Hours**
Fundamentals of Energy Science and Technology: Introduction, Energy, Economy and Social Development, Classification of Energy Sources, Importance of Non -conventional Energy Sources, Salient features of Non-conventional Energy Sources, World Energy Status, Energy Status in India. **Energy Conservation and Efficiency:** Introduction, Important Terms and Definitions, Important Aspects of Energy Conservation, Global Efforts, Achievements and Future Planning, Energy Conservation/Efficiency Scenario in India, Energy Audit, Energy Conservation Opportunities. **Energy Storage:** Introduction, Necessity of Energy Storage, Specifications of Energy Storage Devices. **Solar Energy-Basic Concepts:** Introduction, The Sun as Source of Energy, The Earth, Sun, Earth Radiation Spectrum, Extraterrestrial and Terrestrial Radiations, Spectral Power Distribution of Solar Radiation, Depletion of Solar Radiation.	**08**
Revised Bloom's Taxonomy Level L_1 – Remembering, L_2 – Understanding, L_3 – Applying.	
Module-2	
Solar Energy-Basic Concepts (continued): Measurement of Solar Radiation, Solar Radiation Data, Solar Time, Solar Radiation Geometry, Solar Day Length, Extraterrestrial Radiation on Horizontal Surface, Empirical Equations for Estimating Terrestrial Solar Radiation on Horizontal Surface, Solar Radiation on Inclined Plane Surface. **Solar Thermal Systems:** Introduction, Solar Collectors, Solar Water Heater, Solar Passive Space Heating and Cooling Systems, Solar Industrial Heating Systems, Solar Refrigeration and Air Conditioning Systems, Solar Cookers.	**08**

Revised Bloom's Taxonomy Level	L_1 – Remembering, L_2 – Understanding, L_3 – Applying, L_4 – Analysing.	

B.E ELECTRICAL AND ELECTRONICS ENGINEERING(EEE)
CHOICE BASED CREDIT SYSTEM (CBCS)
SEMESTER – VI

17EE654 SOLAR AND WIND ENERGY (Professional Elective) (continued)

Module-3		**Teaching Hours**
Solar Photovoltaic Systems: Introduction, Solar Cell Fundamentals, Solar Cell Characteristics, Solar Cell Classification, Solar Cell Technologies, Solar Cell, Module, and Array Construction, Maximizing the Solar PV Output and Load Matching. Maximum Power Point Tracker. Balance of System Components, Solar PV Systems, Solar PV Applications. ■		**08**
Revised Bloom's Taxonomy Level	L_1 – Remembering, L_2 – Understanding, L_3 – Applying, L_4 – Analysing.	
Module-4		
Wind Energy: Introduction, Basic Principles of Wind Energy Conversion, History of Wind Energy, Wind Energy Scenario – World and India. The Nature of the Wind, The Power in the Wind, Forces on the Blades, Wind Energy Conversion, Wind Data and Energy Estimation, Site Selection Considerations **Wind energy systems:** Environment and Economics Environmental benefits and problems of wind energy, Economics of wind energy, Factors influence the cost of energy generation, machine parameters, Life cycle cost analysis ■		**08**
Revised Bloom's Taxonomy Level	L_1 – Remembering, L_2 – Understanding, L_3 – Applying, L_4 – Analysing.	
Module-5		
Basic Components of a Wind Energy Conversion(WEC) System: Classification of WEC systems, Advantages and Disadvantages of WECS, Types of Wind Machines (Wind Energy Collectors), Analysis of Aerodynamic Forces Acting on the Blade, Performance of Wind- machines, Generating Systems, Energy Storage, Applications of Wind Energy, Environmental Aspects. ■		**08**
Revised Bloom's Taxonomy Level	L_1 – Remembering, L_2 – Understanding, L_3 – Applying.	

Course outcomes:
At the end of the course the student will be able to:

- Discuss the importance of energy in human life, relationship among economy and environment with energy use and the increasing role of renewable energy.
- Explain the concept of energy storage and the principles of energy storage devices.
- To discuss solar radiation on horizontal and tilted surface, its characteristics, measurement and analysis of radiation data.
- Describe the process of harnessing solar energy and its applications in heating and cooling.
- Discuss fabrication, operation of solar cell, electrical characteristics, sizing and design of solar PV systems and their applications.
- Explain basic Principles of Wind Energy Conversion, collection of wind data, energy estimation and site selection.
- Discuss the performance of Wind-machines, energy storage, applications of Wind Energy and environmental aspects.■

Graduate Attributes (As per NBA)
Engineering Knowledge, Design/ Development of Solutions, The Engineer and Society, Environment and Sustainability, Ethics, Project Management and Finance.

Question paper pattern:

- The question paper will have ten questions.
- Each full question is for 16 marks.
- There will be 2full questions (with a maximum of four sub questions in one full question) from each module.
- Each full question with sub questions will cover the contents under a module.
- Students will have to answer 5 full questions, selecting one full question from each module.

B.E ELECTRICAL AND ELECTRONICS ENGINEERING(EEE)
CHOICE BASED CREDIT SYSTEM (CBCS)
SEMESTER – VI

17EE654 SOLAR AND WIND ENERGY(Professional Elective) (continued)

Textbook

1	Non-Conventional Energy Resources	B. H. Khan	McGraw Hill	2nd Edition 2017
2	Non-Conventional Sources of Energy	Rai, G. D	Khanna Publishers	4th Edition, 2009

Reference Books

1	Non-Conventional Energy Resources	ShobhNath Singh	Pearson	1st Edition, 2015
2	Solar Energy – Principles of Thermal Collections and Storage	S.P. Sukhatme J.K.Nayak	McGraw Hill	3rd Edition, 2008
3	Wind Turbine Technology	Ahmad Hemami	Cengage	1st Edition, 2012

ARTIFICIAL NEURAL NETWORKS & FUZZY LOGIC (Open Elective)
B.E., VI Semester, Electrical and Electronics Engineering [As per Choice Based Credit System (CBCS) scheme]

Course Code	17EE661	CIE Marks	40
Number of Lecture Hours/Week	03	SEE Marks	60
Total Number of Lecture Hours	40	Exam Hours	03

Credits - 03

Course objectives:

- To expose the students to the concepts of feed forward neural networks.
- To provide adequate knowledge about feedback networks.
- To teach about the concept of fuzziness involved in various systems.
- To provide adequate knowledge about fuzzy set theory. ■

Module-1	**Teaching Hours**
Fundamentals of Neural Networks: Basic concepts of Neural networks, Human Brain, Model of an Artificial Neuron, Neural network architectures, Characteristics of Neural Networks, Learning methods, Taxonomy of Neural Network Architectures, Early Neural Network Architectures. **Back propagation Networks**: Architecture of a Back propagation network, the Perceptron Model, The solution, Single layer Artificial Neural Network, Model for Multilayer Perceptron, Back propagation Learning, Illustration, Applications.■	**08**
Revised Bloom's Taxonomy Level: L_1 – Remembering, L_2 – Understanding, L_3 – Applying.	
Module-2	
Back propagation Networks (continued): Effect of Tuning Parameters of the Back propagation Neural Network, Selection of Various Parameters in BPN, Variations of Standard Back propagation Algorithm. **Associative Memory:** Auto correlators, Hetero correlators: Kosko's Discrete BAM, Wang et al.'s Multiple Training Encoding Strategy, Exponential BAM, Associative Memory for Real-coded Pattern Pairs, Applications, Recent Trends. ■	**08**
Revised Bloom's Taxonomy Level: L_1 – Remembering, L_2 – Understanding, L_3 – Applying.	
Module-3	
Adaptive Resonance Theory: Introduction, ART l, ART 2, Applications, Sensitivities of Ordering of Data.■	**08**
Revised Bloom's Taxonomy Level: L_1 – Remembering, L_2 – Understanding, L_3 – Applying.	
Module-4	
Fuzzy Set Theory: Fuzzy versus Crisp, Crisp sets, Fuzzy Sets, Crisp Relations, FuzzyRelations. ■	**08**
Revised Bloom's Taxonomy Level: L_1 – Remembering, L_2 – Understanding. L_3 – Applying.	
Module-5	
Fuzzy Logic And Inference: Crisp Logic, Predicate Logic, Fuzzy Logic, Fuzzy Rule based System, Defuzzification Methods, Applications. **Type – 2 Fuzzy Sets**: Representation of Type – 2 Fuzzy Sets, Operations on Type – 2 Fuzzy Sets, Interval Type – 2 Fuzzy Sets.■	**08**
Revised Bloom's Taxonomy Level: L_1 – Remembering, L_2 – Understanding. L_3 – Applying.	

B.E ELECTRICAL AND ELECTRONICS ENGINEERING(EEE)
CHOICE BASED CREDIT SYSTEM (CBCS)
SEMESTER – VI

17EE661 ARTIFICIAL NEURAL NETWORKS & FUZZY LOGIC (Open Elective) (continued)

Course outcomes:

At the end of the course the student will be able to:

- Show an understanding of Organization of the Brain, Biological and Artificial Neuron Models
- Show an understanding of Back propagation network architecture, Perceptron Model, Single layer Artificial Neural Network, Model for Multilayer Perceptron, Back propagation Learning,
- Show an understanding of Back propagation training and summary of Back propagation Algorithm
- Show an understanding Bidirectional Associative Memory (BAM) Architecture
- Show an understanding adaptive resonance theory architecture and its applications
- Differentiate between crisp logic, predicate logic and fuzzy logic.
- Explain fuzzy rule based system
- Show an understanding of Defuzzification methods. ■

Graduate Attributes (As per NBA)

Engineering Knowledge

Question paper pattern:

- The question paper will have ten questions.
- Each full question is for 16 marks.
- There will be 2full questions (with a maximum of four sub questions in one full question) from each module.
- Each full question with sub questions will cover the contents under a module.
- Students will have to answer 5 full questions, selecting one full question from each module. ■

Textbook

1	Neural Networks, Fuzzy Systems and Evolutionary Algorithms: Synthesis and Applications.	S. Rajasekaran, G.A. VijayalakshmiPai	PHI Learning	2nd Edition, 2017

Reference Books

1	Neural Networks – A comprehensive foundation	Simon Haykin	Prentice Hall	3rd Edition, 2004.
2	Fuzzy Logic With Engineering Applications	Timothy J Ross	Wiley	3rd Edition, 2014
3.	Fuzzy sets and Fuzzy Logic: Theory and Applications	Klir, G.J. Yuan Bo	Prentice Hall	2005.

SENSORS AND TRANSDUCERS(Open Elective)
B.E., VI Semester, Electrical and Electronics Engineering [As per Choice Based Credit System (CBCS) scheme]

Course Code	17EE662	CIE Marks	40
Number of Lecture Hours/Week	03	SEE Marks	60
Total Number of Lecture Hours	40	Exam Hours	03

Credits – 03

Course objectives:

- To discuss need of transducers, their classification, advantages and disadvantages.
- To discuss working of different types of transducers and sensors..
- To discuss recent trends in sensor technology and their selection.
- To discuss basics of signal conditioning and signal conditioning equipment.
- To discuss configuration of Data Acquisition System and data conversion.
- To discuss the basics of Data transmission and telemetry.
- To explain measurement of various non-electrical quantities.

Module-1	**Teaching Hours**
Sensors and Transducers: Introduction, Classification of Transducers**,** Advantages and Disadvantages of Electrical Transducers, Transducers Actuating Mechanisms, Resistance Transducers, Variable Inductance Transducers, Capacitive Transducers, Piezoelectric Transducers, Hall Effect Transducers, Thermoelectric Transducers, Photoelectric Transducers. ■	**08**
Revised Bloom's Taxonomy Level L_1 – Remembering, L_2 – Understanding.	
Module-2	
Sensors and Transducers (continued): Stain Gages, Load Cells, Proximity Sensors, Pneumatic Sensors, Light Sensors, Tactile Sensors, Fiber Optic Transducers, Digital Transducers, Recent Trends – Smart Pressure Transmitters, Selection of Sensors, Rotary – Variable Differential Transformer, Synchros and Resolvers, Induction Potentiometers, Micro Electromechanical Systems. ■	**08**
Revised Bloom's Taxonomy Level L_1 – Remembering, L_2 – Understanding.	
Module-3	
Signal Condition: Introduction, Functions of Signal Conditioning Equipment, Amplification, Types of Amplifiers, Mechanical Amplifiers Fluid Amplifiers, Optical Amplifiers, Electrical and electronic Amplifiers. **Data Acquisition Systems and Conversion:** Introduction, Objectives and Configuration of Data Acquisition System, Data Acquisition Systems, Data Conversion. ■	**08**
Revised Bloom's Taxonomy Level L_1 – Remembering, L_2 – Understanding.	
Module-4	
Data Transmission and Telemetry: Data/Signal Transmission, Telemetry. **Measurement of Non – Electrical Quantities:** Pressure Measurement ■	**08**
Revised Bloom's Taxonomy Level L_1 – Remembering, L_2 – Understanding.	
Module-5	
Measurement of Non – Electrical Quantities (continued): Temperature Measurement, Flow Measurement – Introduction, Electromagnetic Flow meters, Ultrasonic Flow Meters, Thermal Metes, Wire Anemometers. Measurement of Displacement, Measurement of Velocity/ Speed, Measurement of Acceleration, Measurement of Force, Measurement of Torque, Measurement of Shaft Power, Measurement of Liquid Level, Measurement of Viscosity. ■	**08**
Revised Bloom's Taxonomy Level L_1 – Remembering, L_2 – Understanding.	

B.E ELECTRICAL AND ELECTRONICS ENGINEERING(EEE)
CHOICE BASED CREDIT SYSTEM (CBCS)
SEMESTER – VI

17EE662 SENSORS AND TRANSDUCERS(Open Elective) (continued)

Course outcomes:

At the end of the course the student will be able to:

- Discuss need of transducers, their classification, advantages and disadvantages.
- Show an understanding of working of various transducers and sensors.
- Discuss recent trends in sensor technology and their selection.
- Discuss basics of signal conditioning and signal conditioning equipment.
- Discuss configuration of Data Acquisition System and data conversion.
- Show knowledge of data transmission and telemetry.
- Explain measurement of non-electrical quantities -temperature, flow, speed, force, torque, power and viscosity. ■

Graduate Attributes (As per NBA)

Engineering Knowledge

Question paper pattern:

- The question paper will have ten questions.
- Each full question is for 16 marks.
- There will be 2full questions (with a maximum of four sub questions in one full question) from each module.
- Each full question with sub questions will cover the contents under a module.
- Students will have to answer 5 full questions, selecting one full question from each module. ■

Textbook

1	Electrical and Electronic Measurements and instrumentation	R.K Rajput	S. Chand	3rd Edition, 2013.

Reference Books

1	A Course in Electronics and Electrical Measurements and Instruments	J.B. Gupta	Katson Books	13th Edition, 2008
2	A Course in Electrical and Electronic Measurements and Instrumentation	A. K. Sawheny	DhanpatRai	2015

BATTERIES AND FUEL CELLS FOR COMMERCIAL, MILITARY AND SPACE APPLICATIONS (Open Elective)
B.E., VI Semester, Electrical and Electronics Engineering [As per Choice Based Credit System (CBCS) scheme]

Course Code	17EE663	CIE Marks	40
Number of Lecture Hours/Week	03	SEE Marks	60
Total Number of Lecture Hours	40	Exam Hours	03
Credits - 03			

Course objectives:

- To discuss the current status of various rechargeable batteries and fuel cells for various applications.
- To discuss the performance capabilities and limitations of batteries and fuel cells.
- To discuss the performance requirements for next-generation high-power rechargeable lithium-based batteries and sealed nickel-cadmium and lead-acid batteries.
- To discuss fuel cells that are best suited for applications where electrical power requirements vary between several kilowatts (kW) to a few megawatts (MW)
- To describe the high-power batteries currently used by EVs and HEVs and various next-generation rechargeable batteries best suited for all-electric cars, EVs, and HEVs.
- To discuss low-power battery configurations that are best suited for compact commercial, industrial, and medical applications.
- To identify the design aspects and performance characteristics of micro- and nano-

Module-1	**Teaching Hours**
Current Status of Rechargeable Batteries and Fuel Cells: Rechargeable Batteries, Fundamental Aspects of a Rechargeable Battery, Rechargeable Batteries Irrespective of Power Capability, Rechargeable Batteries for Commercial and Military Applications, Batteries for Low-Power Applications, Fuel Cells.	**08**
Revised Bloom's Taxonomy Level L_1 – Remembering, L_2 – Understanding, L_3 – Applying.	
Module-2	
Batteries for Aerospace and Communications Satellites: Introduction, On-board Electrical Power System, Battery Power Requirements and Associated Critical Components, Cost-Effective Design Criterion for Battery-Type Power Systems for Spacecraft, Spacecraft Power System Reliability, Ideal Batteries for Aerospace and Communications Satellites, Performance Capabilities and Battery Power Requirements for the Latest Commercial and Military Satellite Systems, Military Satellites for Communications, Surveillance, Reconnaissance, and Target Tracking, Batteries Best Suited to Power Satellite Communications Satellites.	**08**
Revised Bloom's Taxonomy Level L_1 – Remembering, L_2 – Understanding, L_3 – Applying, L_4 – Analysing.	
Module-3	
Fuel Cell Technology: Introduction, Performance Capabilities of Fuel Cells Based on Electrolytes, Low-Temperature Fuel Cells Using Various Electrolytes, Fuel Cells Using a Combination of Fuels, Fuel Cell Designs for Multiple Applications, Ion-Exchange Membrane Fuel Cells, Potential Applications of Fuel Cells, Fuel Cells for Aircraft Applications, Fuel Cells for Commercial, Military, and Space Applications, Fuel Cells Capable of Operating in Ultra-High-Temperature Environments, Fuel Cell Requirements for Electric Power Plant Applications.	**08**
Revised Bloom's Taxonomy Level L_1 – Remembering, L_2 – Understanding, L_3 – Applying, L_4 – Analysing.	
Module-4	
Batteries for Electric and Hybrid Vehicles: Introduction, Chronological Development History of Early Electric Vehicles and Their Performance Parameters, Electric and Hybrid Electric Vehicles	**08**

B.E ELECTRICAL AND ELECTRONICS ENGINEERING(EEE)
CHOICE BASED CREDIT SYSTEM (CBCS)
SEMESTER - VI

17EE663 BATTERIES & FUEL CELLS FOR COMMERCIAL, MILITARY & SPACE APPLICATIONS(Open Elective) (continued)

Module-4(continued)	**Teaching Hours**
Batteries for Electric and Hybrid Vehicles (continued): Developed Earlier by Various Companies and Their Performance Specifications, Development History of the Latest Electric and Hybrid Electric Vehicle Types and Their Performance Capabilities and Limitations, Performance Requirements of Various Rechargeable Batteries, Materials for Rechargeable Batteries, Critical Role of Rare Earth Materials in the Development of EVs and HEVs. ■	
Revised Bloom's Taxonomy Level L_1 – Remembering, L_2 – Understanding.	
Module-5	
Low-Power Rechargeable Batteries for Commercial, Space, and Medical Applications: Introduction, Low-Power Battery Configurations, Characteristics, Batteries for Miniaturized Electronic System Applications, for Embedded-System Applications, Batteries for Medical Applications, Selection Criteria for Primary and Secondary (Rechargeable) Batteries for Specific Applications. ■	**08**
Revised Bloom's Taxonomy Level L_1 – Remembering, L_2 – Understanding.	

Course outcomes:

At the end of the course the student will be able to:

- Discuss the current status, the performance capabilities and limitations of rechargeable batteries and fuel cells for various applications.
- To discuss the performance requirements for next-generation high-power rechargeable lithium-based batteries and sealed nickel-cadmium and lead-acid batteries.
- Discuss fuel cells that are best suited for applications where electrical power requirements vary between several kilowatts (kW) to a few megawatts (MW)
- Describe the high-power batteries currently used by EVs and HEVs and various next-generation rechargeable batteries best suited for all-electric cars, EVs, and HEVs.
- Discuss low-power battery configurations that are best suited for compact commercial, industrial, and medical applications.
- Explain the design aspects and performance characteristics of micro- and nano-batteries best suited for detection, sensing, and monitoring devices. ■

Graduate Attributes (As per NBA)

Engineering Knowledge

Question paper pattern:

- The question paper will have ten questions.
- Each full question is for 16 marks.
- There will be 2full questions (with a maximum of four sub questions in one full question) from each module.
- Each full question with sub questions will cover the contents under a module.
- Students will have to answer 5 full questions, selecting one full question from each module. ■

Textbook

1	Next-Generation Batteries and Fuel Cells for Commercial, Military, and Space Applications	A.R. JHA	CRC Press	1st Edition, 2012

Reference Books

1	Electrochemical Power Sources: Batteries, Fuel Cells, and Supercapacitors.	Vladimir S. Bagotsky	John Wiley	1st Edition,2015
2	Modelling and Control of Fuel Cells: Distributed Generation Applications	M. HashemNehrir Caisheng Wang	Wiley	1st Edition,2009

INDUSTRIAL SERVO CONTROL SYSTEMS(Professional Elective)
B.E., VI Semester, Electrical and Electronics Engineering [As per Choice Based Credit System (CBCS) scheme]

Course Code	17EE664	CIE Marks	40
Number of Lecture Hours/Week	03	SEE Marks	60
Total Number of Lecture Hours	40	Exam Hours	03

Credits - 03

Course objectives:

- To explain the evolution and classification of servos, with descriptions of servo drive actuators, amplifiers, feedback transducers, performance, and troubleshooting techniques.
- To discuss system analogs and vectors, with a review of differential equations.
- To discuss the concept of transfer functions for the representation of differential equations.
- To discuss mathematical equations for electric servo motors, both DC and brushless DC servo motors.
- To represent servo drive components by their transfer function, to combine the servo drive building blocks into system block diagrams.
- To determine the frequency response techniques for proper servo compensation.

Module-1	**Teaching Hours**
Servos: Introduction, Benefits of Servo Systems, Types of Servos - Evolution of Servo Drives, Classification of Drives, Components of Servos - Hydraulic/Electric Circuit Equations,Actuators—Electric,Actuators—Hydraulic,Amplifiers—Electric,Amplifiers—Hydraulic,Transducers (Feedback). ■	**08**
Revised Bloom's Taxonomy Level L_1 – Remembering, L_2 – Understanding, L_3 – Applying.	
Module-2	
Machine Servo Drives: Types of Drives, Feed Drive Performance. **Troubleshooting Techniques:** Techniques by Drive, Problems: Their Causes and Cures. **Machine Feed Drives:** Advances in Technology, Parameters for making ApplicationChoices. **Application of Industrial Servo Drives:** Introduction ,Physical System Analogs, Quantities and Vectors,Differential Equations for PhysicalSystems,Electric Servo Motor TransferFunctions and Time Constants, Transport Lag Transfer Function,Hydraulic Servo Motor Characteristics,General Transfer Characteristics.■	**08**
Revised Bloom's Taxonomy Level L_1 – Remembering, L_2 – Understanding, L_3 – Applying, L_4 – Analysing.	
Module-3	
Generalized Control Theory: Servo Block Diagrams,Frequency-Response Characteristics and Construction of Approximate (Bode) Frequency Charts,Nichols Charts, Servo Analysis Techniques,Servo Compensation. **Indexes of Performance:** Definition of Indexes of Performance for Servo Drives,Indexes of Performance for Electric and Hydraulic Drives.■	**08**
Revised Bloom's Taxonomy Level L_1 – Remembering, L_2 – Understanding, L_3 – Applying, L_4 – Analysing.	
Module-4	
Performance Criteria: Percent Regulation,Servo System Responses. **Ser Plant Compensation Techniques:** Dead-Zone Nonlinearity,Change-in-Gain Nonlinearity, Structural Resonances, Frequency Selective Feedback, Feedforward Control. **Machine Considerations:**Machine feed drive Considerations, Ball Screw Mechanical Resonances and Reflected Inertias for Machine Drives. ■	**08**
Revised Bloom's Taxonomy Level L_1 – Remembering, L_2 – Understanding.	

B.E ELECTRICAL AND ELECTRONICS ENGINEERING(EEE)
CHOICE BASED CREDIT SYSTEM (CBCS)
SEMESTER - VI

17EE664 INDUSTRIAL SERVO CONTROL SYSTEMS (Open Elective) (continued)

Module-5		**Teaching Hours**
Machine Considerations: Drive Stiffness, Drive Resolution, Drive Acceleration, Drive Speed Considerations, Drive Ratio Considerations, Drive Thrust/Torque And Friction Considerations, Drive Duty Cycles. ■		**08**
Revised Bloom's Taxonomy Level	L_1 – Remembering, L_2 – Understanding.	

Course outcomes:

At the end of the course the student will be able to:

- Explain the evolution and classification of servos, with descriptions of servo drive actuators, amplifiers, feedback transducers, performance, and troubleshooting techniques.
- Discuss system analogs and vectors, with a review of differential equations.
- Discuss the concept of transfer functions for the representation of differential equations.
- Discuss mathematical equations for electric servo motors, both DC and brushless DC servo motors.
- Represent servo drive components by their transfer function, to combine the servo drive building blocks into system block diagrams.
- Determine the frequency response techniques for proper servo compensation.
- Explain perform indices and performance criteria for servo systems.
- Discuss the mechanical considerations of servo systems. ■

Graduate Attributes (As per NBA)

Engineering Knowledge

Question paper pattern:

- The question paper will have ten questions.
- Each full question is for 16 marks.
- There will be 2full questions (with a maximum of four sub questions in one full question) from each module.
- Each full question with sub questions will cover the contents under a module.
- Students will have to answer 5 full questions, selecting one full question from each module.

Text Book

1	Industrial Servo Control SystemsFundamentals andApplications	George W. Younkin	Marcel Dekker	1st Edition, 2003

Reference Books

1	Servo Motors and Industrial Control Theory	RiazollahFiroozian	Springer	2nd Edition, 2014
2	DC SERVOS Application and Design with MATLAB	Stephen M. Tobin	CRC	1st Edition, 2011

CONTROL SYSTEM LABORATORY
B.E., VI Semester, Electrical and Electronics Engineering [As per Choice Based Credit System (CBCS) scheme]

Course Code	**17EEL67**	**CIE Marks**	**40**
Number of Practical Hours/Week	**03=(1 Hour Instruction + 2 Hours Laboratory)**	**SEE Marks**	**60**
RBT levels	**L1,L2,L3**	**Exam Hours**	**03**
Credits - 02			

Course objectives:

- To determine the time and frequency domain reposes of a given second order system using software package or discrete components.
- To design and analyze Lead, Lag and Lag – Lead compensators for given specifications.
- To draw the performance characteristics of ac and dc servomotors and synchro-transmitter receiver pair.
- To simulate the DC position and feedback control system to study the effect of P, PI, PD and PID controller and Lead compensator on the step response of the system.
- To write a script files to plot root locus, bode plot, Nyquist plots to study the stability of the system using a software package. ■

Sl. NO	Experiments
1	Experiment to draw the speed torque characteristics of (i) AC servo motor (ii) DC servo motor
2	Experiment to draw synchro pair characteristics
3	Experiment to determine frequency response of a second order system
4	(a) To design a passive RC lead compensating network for the given specifications, viz, the maximum phase lead and the frequency at which it occurs and to obtain the frequency response. (b) To determine experimentally the transfer function of the lead compensating network.
5	(a) To design a passive RC lag compensating network for the given specifications, viz, the maximum phase lag and the frequency at which it occurs and to obtain the frequency response. (b) To determine experimentally the transfer function of the lag compensating network
6	Experiment to draw the frequency response characteristics of the lag – lead compensator network and determination of its transfer function.
	Experiments 7 to 11 must be done using MATLAB/SCILAB only.
7	(a) To simulate a typical second order system and determine step response and evaluate time response specifications. (b) To evaluate the effect of additional poles and zeros on time response of second order system. (c) To evaluate the effect of pole location on stability (d) To evaluate the effect of loop gain of a negative feedback system on stability.
8	To simulate a second order system and study the effect of (a) P, (b) PI, (c) PD and (d) PID controller on the step response.
9	(a) To simulate a D.C. Position control system and obtain its step response. (b) To verify the effect of input waveform, loop gain and system type on steady state errors. (c) To perform trade-off study for lead compensator. (d) To design PI controller and study its effect on steady state error.
10	(a) To examine the relationship between open-loop frequency response and stability, open-loop frequency and closed loop transient response (b) To study the effect of open loop gain on transient response of closed loop system using root locus.
11	(a) To study the effect of open loop poles and zeros on root locus contour

	(b) To estimate the effect of open loop gain on the transient response of closed loop system using root locus. (c) Comparative study of Bode, Nyquist and root locus with respect to stability.
Revised Bloom's Taxonomy Level	L_1 – Remembering, L_2 – Understanding. L_3 – Applying, L_4 – Analysing, L_5 – Evaluating.

B.E ELECTRICAL AND ELECTRONICS ENGINEERING(EEE)
CHOICE BASED CREDIT SYSTEM (CBCS)
SEMESTER -VI

17EEL67 CONTROL SYSTEM LABORATORY(continued)

Course outcomes: At the end of the course the student will be able to:

- Use software package or discrete components in assessing the time and frequency domain reposes of a given second order system.
- Design and analyze Lead, Lag and Lag – Lead compensators for given specifications.
- Determine the performance characteristics of ac and dc servomotors and synchro-transmitter receiver pair used in control systems.
- Simulate the DC position and feedback control system to study the effect of P, PI, PD and PID controller and Lead compensator on the step response of the system.
- Write a script files to plot root locus, bode plot, Nyquist plots to study the stability of the system using a software package.
- Work with a small team to carryout experiments and prepare reports that present lab work. ■

Graduate Attributes (As per NBA)
Engineering Knowledge,Problem Analysis, Individual and Team work, Modern tool usage, Communication.

Conduct of Practical Examination:
1. All laboratory experiments are to be included for practical examination.
2. Breakup of marks and the instructions printed on the cover page of answer script to be strictly adhered by the examiners.
3. Students can pick one experiment from the questions lot prepared by the examiners.
4. Change of experiment is allowed only once and 15% Marks allotted to the procedure part to be made zero. ■

DIGITAL SIGNAL PROCESSING LABORATORY
B.E., VI Semester, Electrical and Electronics Engineering [As per Choice Based Credit System (CBCS) scheme]

Course Code	**17EEL68**	**CIE Marks**	**40**
Number of Practical Hours/Week	**03=(1 Hour Instruction + 2 Hours Laboratory)**	**SEE Marks**	**60**
RBT levels	**L1,L2,L3**	**Exam Hours**	**03**
Credits - 02			

Course objectives:

- To explain the use of MATLAB software in evaluating the DFT and IDFT of given sequence
- To verify the convolution property of the DFT
- To design and implementation of IIR and FIR filters for given frequency specifications.
- To realize IIR and FIR filters.
- To help the students in developing software skills.■

Sl. No	Experiments
1	Verification of Sampling Theorem both in time and frequency domains
2	Evaluation of impulse response of a system
3	To perform linear convolution of given sequences
4	To perform circular convolution of given sequences using (a) the convolution summation formula (b) the matrix method and (c) Linear convolution from circular convolution with zero padding.
5	Computation of N – point DFT and to plot the magnitude and phase spectrum.
6	Linear and circular convolution by DFT and IDFT method.
7	Solution of a given difference equation.
8	Calculation of DFT and IDFT by FFT
9	Design and implementation of IIR filters to meet given specification (Low pass, high pass, band pass and band reject filters)
10	Design and implementation of FIR filters to meet given specification (Low pass, high pass, band pass and band reject filters) using different window functions
11	Design and implementation of FIR filters to meet given specification (Low pass, high pass, band pass and band reject filters) using frequency sampling technique.
12	Realization of IIR and FIR filters

Revised Bloom's Taxonomy Level	L_1 – Remembering, L_2 – Understanding. L_3 – Applying, L_4 – Analysing, L_5 – Evaluating,

Course outcomes: At the end of the course the student will be able to:

- Give physical interpretation of sampling theorem in time and frequency domains.
- Evaluate the impulse response of a system.
- Perform convolution of given sequences to evaluate the response of a system.
- Compute DFT and IDFT of a given sequence using the basic definition and/or fast methods.
- Provide a solution for a given difference equation.
- Design and implement IIR and FIR filters
- Conduct experiments using software and prepare reports that present lab work■

Graduate Attributes (As per NBA)

Engineering Knowledge, Problem Analysis, Individual and Team work, Communication.

Conduct of Practical Examination:

1. All laboratory experiments are to be included for practical examination.
2. Breakup of marks and the instructions printed on the cover page of answer script to be strictly adhered by the examiners.
3. Students can pick one experiment from the questions lot prepared by the examiners.
4. Change of experiment is allowed only once and 15% Marks allotted to the procedure part to be made zero. ■

****** END ******

VII SEMESTER DETAILED SYLLABUS

POWER SYSTEM ANALYSIS – 2(Core Course)
B.E., VII Semester, Electrical and Electronics Engineering [As per Choice Based Credit System (CBCS) scheme]

Course Code	17EE71	CIE Marks	40
Number of Lecture Hours/Week	04	SEE Marks	60
Total Number of Lecture Hours	50	Exam Hours	03

Credits - 04

Course objectives:

- To explain formulation of network models and bus admittance matrix for solving load flow problems.
- To discuss solution of nonlinear static load flow equations by different numerical techniques and methods to control voltage profile.
- To discuss optimal operation of generators on a bus bar, optimal unit commitment, reliability considerations and optimum generation scheduling.
- To discuss optimal power flow solution, scheduling of hydro-thermal system, power system security and reliability.
- To explain formulation of bus impedance matrix for the use in short circuit studies on power systems.
- To explain numerical solution of swing equation for multi-machine stability

Module-1	**Teaching Hours**
Load Flow Studies: Introduction, Network Model Formulation, Formation of by Singular Transformation, Load Flow Problem, Gauss-Seidel Method.	**10**
Revised Bloom's Taxonomy Level L_1 – Remembering, L_2 – Understanding, L_3 – Applying L_4 – Analysing.	
Module-2	
Load Flow Studies (continued): Newton-Raphson Method, Decoupled Load Flow Methods, Comparison of Load Flow Methods, Control of Voltage Profile.	**10**
Revised Bloom's Taxonomy Level L_1 – Remembering, L_2 – Understanding, L_3 – Applying L_4 – Analysing.	
Module-3	
Optimal System Operation: Introduction, Optimal Operation of Generators on a Bus Bar, Optimal Unit Commitment, Reliability Considerations, Optimum Generation Scheduling. ■	**10**
Revised Bloom's Taxonomy Level L_1 – Remembering, L_2 – Understanding, L_3 – Applying L_4 – Analysing.	
Module-4	
Optimal System Operation (continued): Optimal Load Flow Solution, Optimal Scheduling of Hydrothermal System, Power System Security, Maintenance Scheduling, Power System Reliability. ■	**10**
Revised Bloom's Taxonomy Level L_1 – Remembering, L_2 – Understanding, L_3 – Applying L_4 – Analysing.	
Module-5	
Symmetrical Fault Analysis: Algorithm for Short Circuit Studies, Formulation. **Power System Stability:** Numerical Solution of Swing Equation, Multimachine Stability. ■	**10**
Revised Bloom's Taxonomy Level L_1 – Remembering, L_2 – Understanding, L_3 – Applying L_4 – Analysing.	

Course outcomes:

At the end of the course the student will be able to:

- Formulate network matrices and models for solving load flow problems.
- Perform steady state power flow analysis of power systems using numerical iterative techniques.

B.E ELECTRICAL AND ELECTRONICS ENGINEERING(EEE)
17EE71POWER SYSTEM ANALYSIS – 2(Core Subject) (continued)
CHOICE BASED CREDIT SYSTEM (CBCS)

Course outcomes(continued):

- Discuss optimal scheduling for hydro-thermal system, power system security and reliability.
- Analyze short circuit faults in power system networks using bus impedance matrix.
- Perform numerical solution of swing equation for multi-machine stability.

Graduate Attributes (As per NBA)

Engineering Knowledge, Problem Analysis, Design/ Development of Solutions, Conduct investigations of complex problems, Modern Tool Usage, Ethics, Individual and Team Work, Communication, Life-long Learning.

Question paper pattern:

- The question paper will have ten full questions carrying equal marks.Each full question consisting of 16 marks.
- There will be two full questions (with a maximum of four sub questions) from each module.
- Each full question will have sub question covering all the topics under a module.

Textbook

1	Modern Power System Analysis	D. P. Kothari	McGraw Hill	4th Edition, 2011

Reference Books

1	Computer Methods in Power Systems Analysis	Glenn W Stagg Ahmed H Ei - Abiad	McGraw Hill	1stEdition, 1968
2	Computer Techniques in Power System Analysis	M.A. Pai	McGraw Hill	2ndEdition, 2006
3	Power System Analysis	HadiSaadat	McGraw Hill	2ndEdition, 2002

POWER SYSTEM PROTECTION(Core Subject)
B.E., VII Semester, Electrical and Electronics Engineering [As per Choice Based Credit System (CBCS) scheme]

Course Code	17EE72	CIE Marks	40
Number of Lecture Hours/Week	04	SEE Marks	60
Total Number of Lecture Hours	50	Exam Hours	03

Credits - 04

Course objectives:

- To discuss performance of protective relays, components of protection scheme and relay terminology.
- To explain relay construction and operating principles.
- To explain Overcurrent protection using electromagnetic and static relays and Overcurrent protective schemes.
- To discuss types of electromagnetic and static distance relays, effect of arc resistance, power swings, line length and source impedance on performance of distance relays.
- To discuss pilot protection; wire pilot relaying and carrier pilot relaying.
- To discuss construction, operating principles and performance of various differential relays for differential protection.
- To discuss protection of generators, motors, Transformer and Bus Zone Protection.
- To explain the principle of circuit interruption and different types of circuit breakers.
- To describe the construction and operating principle of different types of fuses and to give the definitions of different terminologies related to a fuse.
- To discuss protection Against Overvoltages and Gas Insulated Substation (GIS). ■

Module-1		**Teaching Hours**
Introduction to Power System Protection: Need for protective schemes, Nature and Cause of Faults, Types of Fault,Effects of Faults, Fault Statistics, Zones of Protection, Primary and Backup Protection, Essential Qualities of Protection,Performance of Protective Relaying, Classification of Protective Relays, Automatic Reclosing, Current Transformers for protection, Voltage Transformers for Protection. **Relay Construction and Operating Principles:** Introduction, Electromechanical Relays, Static Relays – Merits and Demerits of Static Relays, Numerical Relays, Comparison between Electromechanical Relays and Numerical Relays. **Overcurrent Protection:**Introduction, Time – current Characteristics, Current Setting, Time Setting.■		**10**
Revised Bloom's Taxonomy Level	L_1 – Remembering, L_2 – Understanding, L_3 – Applying, L_4 – Analysing.	
Module-2		
Overcurrent Protection (continued): Overcurrent Protective Schemes, Reverse Power or Directional Relay, Protection of Parallel Feeders, Protection of Ring Mains, Earth Fault and Phase Fault Protection, Combined Earth Fault and Phase Fault Protective Scheme, Phase Fault Protective Scheme, Directional Earth Fault Relay, Static Overcurrent Relays, Numerical Overcurrent Relays. **Distance Protection:** Introduction, Impedance Relay, Reactance Relay, Mho Relay, Angle Impedance Relay, Effect of Arc Resistance on the Performance of Distance Relays, Reach of Distance Relays. Effect of Power Surges(Power Swings) on Performance of Distance Relays, Effect of Line Length and Source Impedance on Performance of Distance Relays.■		**10**
Revised Bloom's Taxonomy Level	L_1 – Remembering, L_2 – Understanding, L_3 – Applying, L_4 – Analysing.	
Module-3		

Pilot Relaying Schemes: Introduction, Wire Pilot Protection, Carrier Current Protection **Differential Protection**: Introduction, Differential Relays, Simple Differential Protection, Percentage or Biased Differential Relay, Differential Protection of 3 Phase Circuits, Balanced (Opposed) Voltage Differential Protection. **Rotating Machines Protection:** Introduction, Protection of Generators. **Transformer and Buszone Protection:** Introduction, Transformer Protection, Buszone Protection, Frame Leakage Protection.		**10**
Revised Bloom's Taxonomy Level	L_2 – Understanding, L_3 – Applying, L_4 – Analysing, L_5 – Evaluating.	

B.E ELECTRICAL AND ELECTRONICS ENGINEERING(EEE)
CHOICE BASED CREDIT SYSTEM (CBCS)
SEMESTER - VII

17EE72 POWER SYSTEM PROTECTION (Core Course) (continued)

Module-4		**Teaching Hours**
Circuit Breakers: Introduction, Fault Clearing Time of a Circuit Breaker, Arc Voltage, Arc Interruption, Restriking Voltage and Recovery Voltage, Current Chopping, Interruption of Capacitive Current, Classification of Circuit Breakers, Air – Break Circuit Breakers, Oil Circuit Breakers, Air – Blast Circuit Breakers, SF_6 Circuit Breakers, Vacuum Circuit Breakers, High Voltage Direct Current Circuit Breakers, Rating of Circuit Breakers, Testing of Circuit Breakers. ■		**10**
Revised Bloom's Taxonomy Level	L_1 – Remembering, L_2 – Understanding, L_3 – Applying, L_4 – Analysing.	
Module-5		
Fuses: Introductions, Definitions, Fuse Characteristics, Types of Fuses, Applications of HRC Fuses, Selection of Fuses, Discrimination. **Protection against Overvoltages:** Causes of Overvoltages, Lightning phenomena, Wave Shape of Voltage due to Lightning, Over Voltage due to Lightning, Klydonograph and Magnetic Link, Protection of Transmission Lines against Direct Lightning Strokes, Protection of Stations and Sub – Stations from Direct Strokes, Protection against Travelling Waves, Insulation Coordination, Basic Impulse Insulation Level (BIL). **Modern Trends in Power System Protection:** Introduction, gas insulated substation/switchgear (GIS).■		**10**
Revised Bloom's Taxonomy Level	L_1 – Remembering, L_2 – Understanding, L_3 – Applying, L_4 – Analysing.	

Course outcomes:

At the end of the course the student will be able to:

- Discuss performance of protective relays, components of protection scheme and relay terminology overcurrent protection.
- Explain the working of distance relays and the effects ofarc resistance, power swings, line length and source impedance on performance of distance relays.
- Discuss pilot protection; wire pilot relaying and carrier pilot relaying.
- Discuss construction, operating principles and performance of differential relays for differential protection.
- Discuss protection of generators, motors, Transformer and Bus Zone Protection.

Graduate Attributes (As per NBA)

Engineering Knowledge, Problem Analysis, Design/ Development of Solutions, Ethics, Communication, Life-long Learning.

Question paper pattern:

- The question paper will have ten full questions carrying equal marks.Each full question consisting of 16 marks.
- There will be two full questions (with a maximum of four sub questions) from each module.
- Each full question will have sub question covering all the topics under a module.

Textbook

1	Power System Protection and Switchgear	Badri Ram, D.N. Vishwakarma	McGraw Hill	2nd Edition
2	Power System Protection and Switchgear(For additional study on gapless arrester, Refer to pages 458 to 461)	BhuvaneshOza et al	McGraw Hill	1st Edition, 2010

B.E ELECTRICAL AND ELECTRONICS ENGINEERING(EEE)
CHOICE BASED CREDIT SYSTEM (CBCS)
SEMESTER - VII

17EE72 POWER SYSTEM PROTECTION (Core Course) (continued)

Reference Books

1	Protection and Switchgear	Bhavesh et al	Oxford	1st Edition, 2011
2	Power System Switchgear and Protection	N. Veerappan S.R. Krishnamurthy	S. Chand	1st Edition, 2009
3	Fundamentals of Power System Protection	Y.G.Paithankar S.R. Bhide	PHI	1st Edition, 2009

HIGH VOLTAGE ENGINEERING (Core Course)
B.E., VII Semester, Electrical and Electronics Engineering [As per Choice Based Credit System (CBCS) scheme]

Course Code	17EE73	CIE Marks	40
Number of Lecture Hours/Week	04	SEE Marks	60
Total Number of Lecture Hours	50	Exam Hours	03

Credits - 04

Course objectives:

- To discuss conduction and breakdown in gases, liquid dielectrics.
- To discuss breakdown in solid dielectrics.
- To discuss generation of high voltages and currents and their measurement.
- To discuss overvoltage phenomenon and insulation coordination in electric power systems.

Module-1	**Teaching Hours**
Conduction and Breakdown in Gases: Gases as Insulating Media, Collision Process, Ionization Processes, Townsend's Current Growth Equation, Current Growth in the Presence of Secondary Processes, Townsend's Criterion for Breakdown, Experimental Determination of Coefficients α and γ, Breakdown in Electronegative Gases, Time Lags for Breakdown, Streamer Theory of Breakdown in Gases, Paschen's Law, Breakdown in Non-Uniform Fields and Corona Discharges. **Conduction and Breakdown in Liquid Dielectrics:** Liquids as Insulators, Pure Liquids and Commercial Liquids, Conduction and Breakdown in Pure Liquids, Conduction and Breakdown in Commercial Liquids. **Breakdown in Solid Dielectrics:** Introduction, Intrinsic Breakdown, Electromechanical Breakdown, Thermal Breakdown.	**10**
Revised Bloom's Taxonomy Level: L_1 – Remembering, L_2 – Understanding.	
Module-2	
Generation of High Voltages and Currents: Generation of High Direct Current Voltages, Generation of High Alternating Voltages, Generation of Impulse Voltages, Generation of Impulse Currents, Tripping and Control of Impulse Generators. ■	**10**
Revised Bloom's Taxonomy Level: L_1 – Remembering , L_2 – Understanding L_3 – Applying.	
Module-3	
Measurement of High Voltages and Currents: Measurement of High Direct Current Voltages, Measurement of High AC and Impulse Voltages, Measurement of High Currents – Direct, Alternating and Impulse, Cathode Ray Oscillographs for Impulse Voltage and Current Measurements.	**10**
Revised Bloom's Taxonomy Level: L_1 – Remembering , L_2 – Understanding L_3 – Applying.	
Module-4	
Overvoltage Phenomenon and Insulation Coordination in Electric Power Systems: National Causes for Overvoltages - Lightning Phenomenon, Overvoltage due to Switching Surges, System Faults and Other Abnormal, Principles of Insulation Coordination on High Voltage and Extra High Voltage Power Systems. ■	**10**
Revised Bloom's Taxonomy Level: L_1 – Remembering, L_2 – Understanding.	
Module-5	
Non-Destructive Testing of Materials and Electrical Apparatus: Introduction, Measurement of Dielectric Constant and Loss Factor, Partial Discharge Measurements.	**10**

B.E ELECTRICAL AND ELECTRONICS ENGINEERING(EEE)
CHOICE BASED CREDIT SYSTEM (CBCS)
SEMESTER - VII

17EE73 HIGH VOLTAGE ENGINEERING (Core Course) (continued)

Module-5 (continued)	**Teaching Hours**
High Voltage Testing of Electrical Apparatus: Testing of Insulators and Bushings, Testing of Isolators and Circuit Breakers, Testing of Cables, Testing of Transformers, Testing of Surge Arrestors, Radio Interference Measurements, Testing of HVDC Valves and Equipment. ■	
Revised Bloom's Taxonomy Level L_1 – Remembering, L_2 – Understanding.	

Course outcomes:

At the end of the course the student will be able to:

- Explain conduction and breakdown phenomenon in gases, liquid dielectrics.
- Explain breakdown phenomenon in solid dielectrics.
- Explain generation of high voltages and currents
- Discuss measurement techniques for high voltages and currents.
- Discuss overvoltage phenomenon and insulation coordination in electric power systems.
- Discuss non-destructive testing of materials and electric apparatus andhigh-voltage testing of electric apparatus■

Graduate Attributes (As per NBA)

Engineering Knowledge, Problem Analysis, Design/ Development of Solutions, Modern Tool Usage, Ethics, Individual and Team Work, Communication, Life-long Learning.

Question paper pattern:

- The question paper will have ten questions.
- Each full question is for 16 marks.
- There will be 2full questions (with a maximum of four sub questions in one full question) from each module.
- Each full question with sub questions will cover the contents under a module.
- Students will have to answer 5 full questions, selecting one full question from each module. ■

Textbook

1	High Voltage Engineering	M.S. Naidu, V.Kamaraju	McGraw Hill	5th Edition, 2013.

Reference Books

1	High Voltage Engineering Fundamentals	E. Kuffel, W.S. Zaengl, J. Kuffel	Newnes	2nd Edition, 2000
2	High Voltage Engineering	Wadhwa C.L.	New Age International	3rd Edition, 2012
3	High-Voltage Test and Measuring Techniques	Wolfgang Hauschild • Eberhard Lemke	Springer	1st Edition2014
4	High Voltage Engineering	Farouk A.M. Rizk	CRC Press	1st Edition2014

ADVANCED CONTROL SYSTEMS(Professional Elective)
B.E., VII Semester, Electrical and Electronics Engineering [As per Choice Based Credit System (CBCS) scheme]

Course Code	17EE741	CIE Marks	40
Number of Lecture Hours/Week	03	SEE Marks	60
Total Number of Lecture Hours	40	Exam Hours	03

Credits - 03

Course objectives:

- To introduce state variable approach for linear time invariant systems in both the continuous and discrete time systems
- To explain development of state models for linear continuous – time and discrete – time systems
- To explain application of vector and matrix algebra to find the solution of state equations for linear continuous – time and discrete – time systems
- To define controllability and observability of a system and testing techniques for controllability and observability of a given system
- To explain design techniques of pole assignment and state observer using state feedback.
- To explain about inherent and intentional nonlinearities that can occur in control system and developing the describing function for the nonlinearities.
- To explain stability analysis of nonlinear systems using describing function analysis.
- To explain the analysis of nonlinear systems using Lyapunov function and design of Lyapunov function for stable systems. ■

Module-1		**Teaching Hours**
State Variable Analysis and Design: Introduction, Concept of State, State Variables and State Model, State Modelsfor Linear Continuous – Time Systems, State Variables and Linear Discrete – Time Systems. ■		**08**
Revised Bloom's Taxonomy Level	L_1 – Remembering, L_2 – Understanding, L_3 – Applying, L_4 –Analysing, L_5 –Evaluating.	
Module-2		
State Variable Analysis and Design (continued): Diagonalization, Solution of State Equations, Concepts of Controllability and Observability. ■		**08**
Revised Bloom's Taxonomy Level	L_1 – Remembering, L_2 – Understanding, L_3 – Applying, L_4 –Analysing, L_5 –Evaluating.	
Module-3		
Pole Placement Design and State Observers: Introduction, Stability Improvements by State Feedback, Necessary and Sufficient Conditions for Arbitrary Pole Placement, State Regulator Design, Design of State Observer, Compensator Design by the Separation Principle. ■		**08**
Revised Bloom's Taxonomy Level	L_1 – Remembering, L_2 – Understanding, L_3 – Applying, L_4 –Analysing, L_5 –Evaluating.	
Module-4		
Non-linear systems Analysis: Introduction, Common Nonlinear System Behaviours, Common Nonlinearities in Control Systems, Fundamentals, Describing Functions of Common Nonlinearities, Stability Analysis by Describing Function Method, Concept of Phase Plane Analysis, Construction of Phase Portraits, System Analysis on the Phase Plane. ■		**08**
Revised Bloom's Taxonomy Level	L_1 – Remembering, L_2 – Understanding, L_3 – Applying, L_4 –Analysing, L_5 –Evaluating.	
Module-5		

Non-linear systems Analysis (continued): Simple Variable Structure Systems, Lyapunov Stability Definitions, Lyapunov Stability Theorems, Lyapunov Functions for Nonlinear Systems. ■		**08**
Revised Bloom's Taxonomy Level	L_1 – Remembering, L_2 – Understanding, L_3 – Applying, L_4 –Analysing, L_5 –Evaluating.	

B.E ELECTRICAL AND ELECTRONICS ENGINEERING(EEE)
CHOICE BASED CREDIT SYSTEM (CBCS)
SEMESTER - VII

17EE741 ADVANCED CONTROL SYSTEMS(Professional Elective) (continued)

Course outcomes:

At the end of the course the student will be able to:

- Discuss state variable approach for linear time invariant systems in both the continuous and discrete time systems.
- Develop of state models for linear continuous – time and discrete – time systems.
- Apply vector and matrix algebra to find the solution of state equations for linear continuous – time and discrete – time systems.
- Define controllability and observability of a system and test for controllability and observability of a given system.
- Design pole assignment and state observer using state feedback.
- Develop the describing function for the nonlinearity present to assess the stability of the system.
- Develop Lyapunov function for the stability analysis of nonlinear systems. ■

Graduate Attributes (As per NBA)

Engineering Knowledge, Problem Analysis, Design/ Development of Solutions, Conduct investigations of complex problems, Modern Tool Usage, Ethics, Individual and Team Work, Life-long Learning.

Question paper pattern:

- The question paper will have ten questions.
- Each full question is for 16 marks.
- There will be 2full questions (with a maximum of four sub questions in one full question) from each module.
- Each full question with sub questions will cover the contents under a module.

Textbook

1	Control Systems Engineering (For the Modules 1 and 2)	I.J. Nagarath and M.Gopal	New Age	5th Edition, 2007
2	Digital Control and State Variable Methods: Conventional and Intelligent Control Systems (For the Modules 3,4 and 5)	M.Gopal	McGraw Hill	3rdEdition, 2008

UTILIZATION OF ELECTRICAL POWER(Professional Elective)
B.E., VII Semester, Electrical and Electronics Engineering [As per Choice Based Credit System (CBCS) scheme]

Course Code	17EE742	CIE Marks	40
Number of Lecture Hours/Week	03	SEE Marks	60
Total Number of Lecture Hours	40	Exam Hours	03

Credits - 03

Course objectives:

- To discuss electric heating, air-conditioning and electric welding.
- To explain laws of electrolysis, extraction and refining of metals and electro deposition.
- To explain the terminology of illumination, laws of illumination, construction and working of electric lamps.
- To explain design of interior and exterior lighting systems- illumination levels for various purposes light fittings- factory lighting- flood lighting-street lighting
- To discuss systems of electric traction, speed time curves and mechanics of train movement.
- To discuss motors used for electric traction and their control.
- To discuss braking of electric motors, traction systems and power supply and other traction systems.
- Give awareness of technology of electric and hybrid electric vehicles. ■

Module-1	**Teaching Hours**
Heating and welding: Electric Heating, Resistance ovens, Radiant Heating, Induction Heating, High frequency Eddy Current Heating, Dielectric Heating, The Arc Furnace, Heating of Buildings, Air – Conditioning, Electric Welding, Modern Welding Techniques. **Electrolytic Electro – Metallurgical Process:**Ionization, Faraday's Laws of Electrolysis, Definitions, Extraction of Metals, Refining of Metals, Electro Deposition. ■	**08**
Revised Bloom's Taxonomy Level: L_1 – Remembering, L_2 – Understanding, L_3 – Applying.	
Module-2	
Illumination: Introduction, Radiant Energy, Definitions, Laws of Illumination, Polar Curves, Photometry, Measurement of Mean Spherical Candle Power by Integrating Sphere, Illumination Photometer, Energy Radiation and luminous Efficiency, electric Lamps, Cold Cathode Lamp, Lighting Fittings, Illumination for Different Purposes, Requirements of Good Lighting.■	**08**
Revised Bloom's Taxonomy Level: L_1 – Remembering, L_2 – Understanding, L_3 – Applying, L_4 – Analysing.	
Module-3	
Electric Traction Speed - Time Curves and Mechanics of Train Movement: Introduction, Systems of Traction, Systems of electric Traction, Speed - Time Curves for Train Movement,Mechanics of Train Movement, Train Resistance, Adhesive Weight, Coefficient of Adhesion. **Motors for Electric traction:**Introduction, Series and Shunt Motors for Traction Services, Two Similar Motors (Series Type) are used to drive a Motor Car, Tractive Effort and Horse Power, AC Series Motor, Three Phase Induction Motor. **Control of motors:** Control of DC Motors,Tapped Field Control or Control by Field Weakening, Multiple Unit Control, Control of Single Phase Motors, Control of Three Phase Motors. ■	**08**
Revised Bloom's Taxonomy Level: L_1 – Remembering, L_2 – Understanding, L_3 – Applying, L_4 – Analysing.	
Module-4	
Braking: Introduction, Regenerative Braking with Three Phase Induction Motors, Braking with Single Phase Series Motors, Mechanical braking, Magnetic Track Brake, Electro – Mechanical Drum Brakes. **Electric Traction Systems and Power Supply:** System of Electric Traction, AC Electrification, Transmission Lines to Sub - Stations, Sub – Stations, Feeding and Distribution System of AC	**08**

B.E ELECTRICAL AND ELECTRONICS ENGINEERING(EEE)
CHOICE BASED CREDIT SYSTEM (CBCS)
SEMESTER - VII

17EE742 UTILIZATION OF ELECTRICAL POWER(Professional Elective) (continued)

Module-4 (continued)		**Teaching Hours**
Traction,Feeding and Distribution System for Dc Tramways, Electrolysis by Currents through Earth, Negative Booster, System of Current Collection, Trolley Wires. **Trams, Trolley Buses and Diesel – Electric Traction:** Tramways, The Trolley – Bus, Diesel Electric Traction. ■		
Revised Bloom's Taxonomy Level	L_1 – Remembering, L_2 – Understanding.	
Module-5		
Electric Vehicles: Configurations of Electric Vehicles, Performance of Electric Vehicles, Tractive Effort in Normal Driving, Energy Consumption. **Hybrid Electric Vehicles:** Concept of Hybrid Electric Drive Trains, Architectures of Hybrid Electric Drive Trains. ■		**08**
Revised Bloom's Taxonomy Level	L_1 – Remembering, L_2 – Understanding.	

Course outcomes:

At the end of the course the student will be able to:

- Discuss electric heating, air-conditioning and electric welding.
- Explain laws of electrolysis, extraction and refining of metals and electro deposition.
- Explain the terminology of illumination, laws of illumination, construction and working of electric lamps.
- Design interior and exterior lighting systems- illumination levels for factory lighting- flood lighting- street lighting.
- Discuss systems of electric traction, speed time curves and mechanics of train movement.
- Explain the motors used for electric traction and their control.
- Discuss braking of electric motors, traction systems and power supply and other traction systems.
- Explain the working of electric and hybrid electric vehicles. ■

Graduate Attributes (As per NBA)

Engineering Knowledge, Problem Analysis, Design/ Development of Solutions, Conduct investigations of complex problems, The Engineer and Society, Ethics, Individual and Team Work.

Question paper pattern:

- The question paper will have ten questions.
- Each full question is for 16 marks.
- There will be 2full questions (with a maximum of four sub questions in one full question) from each module.
- Each full question with sub questions will cover the contents under a module.
- Students will have to answer 5 full questions, selecting one full question from each module. ■

Textbook

1	A Textbook on Power System Engineering	A. Chakrabarti et al	DhanpatRai and Co	2nd Edition, 2010
2	Modern Electric,Hybrid Electric, and Fuel Cell Vehicles: Fundamentals Theory, and Design (Chapters 04 and 05 for module 5)	MehrdadEhsani et al	CRC Press	1stEdition, 2005

Reference Books

1	Utilization, Generation and Conservation of Electrical Energy	Sunil S Rao	Khanna Publishers	1stEdition, 2011
2	Utilization of Electric Power and Electric Traction	G.C. Garg	Khanna Publishers	9thEdition, 2014

CARBON CAPTURE AND STORAGE(Professional Elective)
B.E., VII Semester, Electrical and Electronics Engineering
[As per Choice Based Credit System (CBCS) scheme]

Course Code	17EE743	CIE Marks	40
Number of Lecture Hours/Week	03	SEE Marks	60
Total Number of Lecture Hours	40	Exam Hours	03

Credits - 03

Course objectives:

- To provide an overview of carbon capture and carbon storage and explain the fundamentals of power generation.
- To explain carbon capture from power generation, industrial processes, using solvent absorption and other technologies including membranes, adsorbents, chemical looping, cryogenics and gas hydrate technology.
- To explain different geological storage methods including storage in coal seams, depleted gas reservoirs and saline formations.
- To explain Carbon dioxide compression and pipeline transport.

Module-1	**Teaching Hours**
Introduction: The Carbon Cycle, Mitigating Growth of The Atmospheric Carbon Inventory, The Process of Technology Innovation. **Overview of carbon capture and storage:** Carbon Capture, Carbon Storage. **Power generation fundamentals:** Physical and Chemical Fundamentals, Fossil-Fueled Power Plant, Combined Cycle Power Generation, Future Developments in Power-Generation Technology. ■	**08**
Revised Bloom's Taxonomy Level: L_1 – Remembering, L_2 – Understanding, L_3 – Applying.	
Module-2	
Carbon capture from power generation: Introduction, Pre-combustion Capture, Post-combustion Capture, Oxy- fuel Combustion Capture, Chemical Looping Capture Systems, Capture-Ready and Retrofit Power Plant, Approaches to Zero-Emission Power Generation. **Carbon capture from industrial processes:**Cement Production, Steel Production, Oil Refining, Natural Gas Processing. **Absorption capture systems:**Chemical and Physical Fundamentals, Absorption Applications in Post Combustion Capture, Absorption Technology RD&D Status.■	**08**
Revised Bloom's Taxonomy Level: L_1 – Remembering, L_2 – Understanding, L_3 – Applying, L_4 – Analysing.	
Module-3	
Adsorption capture systems: Physical and Chemical Fundamentals, Adsorption Process Applications, Adsorption Technology RD&D Status. References and Resources. **Membrane separation systems:**Physical and Chemical Fundamentals, Membrane Configuration and Preparation and Module Construction, Membrane Technology RD&D Status, Membrane Applications in Pre-combustion Capture, Membrane and Molecular Sieve Applications in Oxy-fuel Combustion, Membrane Applications in Post-combustion CO_2 Separation, Membrane Applications in Natural Gas Processing.	**08**
Revised Bloom's Taxonomy Level: L_1 – Remembering, L_2 – Understanding, L_3 – Applying, L_4 – Analysing.	
Module-4	
Cryogenic and distillation systems: Physical Fundamentals, Distillation column configuration and operation, Cryogenic oxygen production for oxy-fuel combustion, Ryan–Holmes process for CO_2 – CH_4 separation, RD&D in cryogenic and distillation technologies. **Mineral carbonation:** Physical and chemical fundamentals, Current state of technology development, Demonstration and deployment outlook. **Geological storage:** Introduction, Geological and engineering fundamentals, Enhanced oil recovery, Saline aquifer storage, Other geological storage options. ■	**08**
Revised Bloom's Taxonomy Level: L_1 – Remembering, L_2 – Understanding.	

B.E ELECTRICAL AND ELECTRONICS ENGINEERING(EEE)
CHOICE BASED CREDIT SYSTEM (CBCS)
SEMESTER - VII

17EE743 CARBON CAPTURE AND STORAGE(Professional Elective) (continued)

Module-5	**Teaching Hours**
Ocean storage: Introduction, Physical, chemical, and biological fundamentals, Direct CO_2 injection, Chemical sequestration, Biological sequestration, **Storage in terrestrial ecosystems:** Introduction, Biological and chemical fundamentals, Terrestrial carbon storage options, Full GHG accounting for terrestrial storage, Current R&D focus in terrestrial storage. **Other sequestration and use options:** Enhanced industrial usage, Algal biofuel production. ■	**08**
Revised Bloom's Taxonomy Level L_1 – Remembering, L_2 – Understanding.	

Course outcomes:

At the end of the course the student will be able to:

- Discuss the impacts of climate change and the measures that can be taken to reduce emissions.
- Discuss carbon capture and carbon storage.
- Explain the fundamentals of power generation.
- Explain methods of carbon capture from power generation and industrial processes.
- Explain different carbon storage methods: storage in coal seams, depleted gas reservoirs and saline formations.
- Explain Carbon dioxide compression and pipeline transport. ■

Graduate Attributes (As per NBA)

Engineering Knowledge

Question paper pattern:

- The question paper will have ten questions.
- Each full question is for 16 marks.
- There will be 2full questions (with a maximum of four sub questions in one full question) from each module.
- Each full question with sub questions will cover the contents under a module.
- Students will have to answer 5 full questions, selecting one full question from each module. ■

Textbook

1	Carbon Capture and Storage	Stephen A. Rackley	Elsevier	2010

POWER SYSTEM PLANNING (Professional Elective)
B.E., VII Semester, Electrical and Electronics Engineering
[As per Choice Based Credit System (CBCS) scheme]

Course Code	17EE744	CIE Marks	40
Number of Lecture Hours/Week	03	SEE Marks	60
Total Number of Lecture Hours	40	Exam Hours	03

Credits - 03

Course objectives:

- To discuss primary components of power system planning namely load furcating, evaluation of energy resources, provisions of electricity Act and Energy Conservation Act.
- To explain planning methodology for optimum power system expansion, various types of generation, transmission and distribution
- To explain forecasting of anticipated future load requirements of both demand and energy by deterministic and statistical techniques using forecasting tools.
- To discuss methods to mobilize resources to meet the investment requirement for the power sector
- To perform economic appraisal to allocate the resources efficiently and take proper investment decisions
- To discuss expansion of power generation and planning for system energy in the country
- To discuss evaluation of operating states of transmission system, their associated contingencies and determination of the stability of the system for worst case conditions
- To discuss principles of distribution planning, supply rules, network development and the system studies
- To discuss reliability criteria for generation, transmission, distribution and reliability evaluation and analysis.
- To discuss grid reliability, voltage disturbances and their remedies.
- To discuss planning and implementation of electric –utility activities designed to influence consumer uses of electricity.
- To discuss market principles and the norms framed by CERC for online trading and exchange in the interstate power market. ■

Module-1		**Teaching Hours**
Power System: Power Systems, Planning Principles, Planning Process, Project Planning, Power Development, Power Growth, National and Regional Planning, Enterprise Resources Planning, Structure of a Power System, Power Resources, Planning Tools, Power Planning Organisation, Regulation, Scenario Planning. **Electricity Forecasting:** Load Requirement, System Load, Electricity Forecasting, Forecasting Techniques, Forecasting Modelling, Spatial – Load Forecasting, Peak Load - Forecast, Reactive – Load Forecast, Unloading of a System.■		**08**
Revised Bloom's Taxonomy Level	L_1 – Remembering, L_2 – Understanding.	
Module-2		
Power-System Economics: Financial Planning, Techno – Economic Viability, Private Participation, Financial Analysis, Economic Analysis, Economic Characteristics – Generation Units, Transmission, Rural Electrification Investment, Total System Analysis, Credit - Risk Assessment, Optimum Investment, Tariffs. **Generation Expansion:** Generation Capacity and Energy, Generation Mix, Conventional Generation Resources, Nuclear Energy, Clean Coal Technologies. ■		**08**
Revised Bloom's Taxonomy Level	L_1 – Remembering, L_2 – Understanding, L_3 – Applying, L_4 – Analysing.	
Module-3		
Generation Expansion (continued): Distributed Power Generation, Renovation and Modernisation of Power Plants. **Transmission Planning:** Transmission Planning Criteria, Right – of – Way, Network Studies, High – Voltage Transmission, Conductors, Sub – Stations, Power Grid, Reactive Power Planning, Energy Storage.■		**08**
Revised Bloom's Taxonomy Level	L_1 – Remembering, L_2 – Understanding.	
Module-4		
Distribution: Distribution Deregulation, Planning Principles, Electricity – Supply Rules, Criteria and Standards, Sub – Transmission, Basic Network, Low Voltage Direct Current Electricity,		**08**

B.E ELECTRICAL AND ELECTRONICS ENGINEERING(EEE)
CHOICE BASED CREDIT SYSTEM (CBCS)
SEMESTER - VII

15EE744 POWER SYSTEM PLANNING (Professional Elective) (continued)

Module-4(continued)		**Teaching Hours**
Distribution(continued): Upgradation of Existing Lines and Sub – Stations, Network Development, System Studies, Urban Distribution, Rural Electrification, Villages Self – Sufficiency in Energy, Community Power, Self – Generation. **Reliability and Quality:** Reliability Models, System Reliability, Reliability and Quality Planning, Functional Zones, Generation Reliability Planning Criteria, Transmission Reliability Criteria, Distribution Reliability, Reliability Evaluation, Grid Reliability, Reliability Target, Security Requirement, Disaster Management, Quality of Supply, Reliability and Quality Roadmap.■		
Revised Bloom's Taxonomy Level	L_1 – Remembering, L_2 – Understanding.	
Module-5		
Demand-Side Planning: Demand Response, Demand – Response Programmes, Demand– Response Technologies, Energy Efficiency, Energy - Economical Products, Efficient – Energy Users, Supply – Side Efficiency, Energy Audit. **Electricity Market:** Market Principles, Power Pool, Independent System Operator, Distribution System Operator, Power Balancing, Market Participants, Power Markets, Market Rules, Bidding, Trading, Settlement System, Locational Marginal Pricing, Transmission Charges, Merchant Power, Differential Electricity, Congestion Management, Ancillary Services, Hedging, Smart Power Market.■		**08**
Revised Bloom's Taxonomy Level	L_1 – Remembering, L_2 – Understanding.	

Course outcomes:

At the end of the course the student will be able to:

- Discuss primary components of power system planning, planning methodology for optimum power system expansion, various types of generation, transmission and distribution.
- Show knowledge of forecasting of future load requirements of both demand and energy by deterministic and statistical techniques using forecasting tools.
- Discuss methods to mobilize resources to meet the investment requirement for the power sector
- Understand economic appraisal to allocate the resources efficiently and appreciate the investment decisions
- Discuss expansion of power generation and planning for system energy in the country, evaluation of operating states of transmission system, their associated contingencies and the stability of the system.
- Discuss principles of distribution planning, supply rules, network development and the system studies
- Discuss reliability criteria for generation, transmission, distribution and reliability evaluation and analysis, grid reliability, voltage disturbances and their remedies
- Discuss planning and implementation of electric –utility activities, market principles and the norms framed by CERC for online trading and exchange in the interstate power market.■

Graduate Attributes (As per NBA)

Engineering Knowledge, Problem Analysis, Design/ Development of Solutions, Conduct investigations of complex problems, Modern Tool Usage, The Engineer and Society, Ethics, Individual and Team Work, Communication, Life-long Learning.

Question paper pattern:

- The question paper will have ten questions.
- Each full question is for 16 marks.
- There will be 2full questions (with a maximum of four sub questions in one full question) from each module.
- Each full question with sub questions will cover the contents under a module.
- Students will have to answer 5 full questions, selecting one full question from each module.■

Textbook

1	Electric Power Planning	A. S. Pabla	McGraw Hill,	2nd Edition, 2016

FACTS AND HVDC TRANSMISSION (Professional Elective)
B.E., VII Semester, Electrical and Electronics Engineering
[As per Choice Based Credit System (CBCS) scheme]

Course Code	17EE751	CIE Marks	40
Number of Lecture Hours/Week	03	SEE Marks	60
Total Number of Lecture Hours	40	Exam Hours	03

Credits - 03

Course objectives:

- To discuss transmission interconnections, flow of Power in an AC System, limits of the loading capability, dynamic stability considerations of a transmission interconnection and controllable parameters.
- To explain the basic concepts, definitions of flexible ac transmission systems and benefits from FACTS technology.
- To describe shunt controllers, Static Var Compensator and Static Compensator for injecting reactive power in the transmission system in enhancing the controllability and power transfer capability.
- To describe series Controllers Thyristor-Controlled Series Capacitor (TCSC) and the Static Synchronous Series Compensator (SSSC) for control of the transmission line current.
- To explain advantages of HVDC power transmission, overview and organization of HVDC system.
- To describe the basic components of a converter, the methods for compensating the reactive power demanded by the converter.
- Explain converter control for HVDC systems, commutation failure, control functions.■

Module-1		**Teaching Hours**
FACTS Concept and General System Considerations: Transmission Interconnections, Flow of Power in an AC System, What Limits the Loading Capability? Power Flow and Dynamic Stability Considerations of a Transmission Interconnection, Relative Importance of Controllable Parameters, Basic Types of FACTS Controllers, Brief Description and Definitions of FACTS Controllers, Checklist of Possible Benefits from FACTS Technology, In Perspective: HVDC or FACTS.■		**08**
Revised Bloom's Taxonomy Level	L_1 – Remembering, L_2 – Understanding.	
Module-2		
Static Shunt Compensators: Objectives of Shunt Compensation - Midpoint Voltage Regulation for Line Segmentation, End of Line Voltage Support to Prevent Voltage Instability, Improvement of Transient Stability. Methods of Controllable Var Generation –Thyristor controlled Reactor (TCR) and Thyristor Switched Reactor (TSR), Thyristor Switched Capacitor (TSC).Operation of Single Phase TSC – TSR. Switching Converter Type Var Generators, Basic Operating Principles, Basic Control Approaches. Static VAR Compensators: SVC and STATCOM, the Regulation Slope. Comparison between STATCOM and SVC, V –I and V –Q Characteristics, Transient stability, Response Time.■		**08**
Revised Bloom's Taxonomy Level	L_1 – Remembering, L_2 – Understanding, L_3 – Applying, L_4 – Analysing.	
Module-3		
Static Series Compensators: Objectives of Series Compensation, Concept of Series Capacitive Compensation, Voltage Stability, Improvement of Transient Stability. GTO Thyristor-Controlled Series Capacitor, Thyristor-Switched Series Capacitor, Thyristor-Controlled Series Capacitor, The Static synchronous Series Compensator, Transmitted Power Versus Transmission AngleCharacteristic.■		**08**
Revised Bloom's Taxonomy Level	L_1 – Remembering, L_2 – Understanding, L_3 – Applying, L_4 – Analysing.	
Module-4		
Development of HVDC Technology: Introduction, Advantages of HVDC Systems, HVDC System Costs, Overview and Organization of HVDC Systems, HVDC Characteristics and Economic Aspects. **Power Conversion:**3-Phase Converter, 3-Phase Full Bridge Converter, 12-Pulse Converter.■		**08**
Revised Bloom's Taxonomy Level	L_1 – Remembering, L_2 – Understanding.	

B.E ELECTRICAL AND ELECTRONICS ENGINEERING(EEE)
CHOICE BASED CREDIT SYSTEM (CBCS)
SEMESTER - VII

17EE751 FACTS AND HVDC TRANSMISSION (Professional Elective) (continued)

Module-5		**Teaching Hours**
Control of HVDC Converter and System: Converter Control for an HVDC System, Commutation Failure, HVDC Control and Design, HVDC Control Functions, Reactive Power and Voltage Stability. ■		**08**
Revised Bloom's Taxonomy Level	L_1 – Remembering, L_2 – Understanding.	

Course outcomes:

At the end of the course the student will be able to:

- Discuss transmission interconnections, flow of Power in an AC System, limits of the loading capability, dynamic stability considerations of a transmission interconnection and controllable parameters.
- Explain the basic concepts, definitions of flexible ac transmission systems and benefits from FACTS technology.
- Describe shunt controllers, Static Var Compensator and Static Compensator for injecting reactive power in the transmission system in enhancing the controllability and power transfer capability.
- Describe series Controllers Thyristor-Controlled Series Capacitor (TCSC) and the Static Synchronous Series Compensator (SSSC) for control of the transmission line current.
- Explain advantages of HVDC power transmission, overview and organization of HVDC system.
- Describe the basic components of a converter, the methods for compensating the reactive power demanded by the converter.
- Explain converter control for HVDC systems, commutation failure, control functions

Graduate Attributes (As per NBA)

Engineering Knowledge, Problem Analysis, Design/ Development of Solutions, Conduct investigations of complex problems, Modern Tool Usage, Ethics, Individual and Team Work, Communication, Life-long Learning.

Question paper pattern:

- The question paper will have ten questions.
- Each full question is for 16 marks.
- There will be 2full questions (with a maximum of four sub questions in one full question) from each module.
- Each full question with sub questions will cover the contents under a module.
- Students will have to answer 5 full questions, selecting one full question from each module. ■

Textbooks

1	Understanding FACTS: Concepts and Technology of Flexible AC Transmission Systems	Narain G Hingorani, Laszlo Gyugyi	Wiley	1st Edition, 2000
2	HVDC Transmission: Power Conversion Applicationsin Power Systems	Chan-Ki Kim et al	Wiley	1st Edition, 2009

Reference Books

1	Thyristor Based FACTS Controllers for Electrical Transmission Systems	R. Mohan Mathur, Rajiv K. Varma	Wiley	1st Edition, 2002

TESTING AND COMMISSIONING OF POWER SYSTEM APPARATUS
(Professional Elective)
B.E., VII Semester, Electrical and Electronics Engineering [As per Choice Based Credit System (CBCS) scheme]

Course Code	17EE752	CIE Marks	40
Number of Lecture Hours/Week	03	SEE Marks	60
Total Number of Lecture Hours	40	Exam Hours	03

Credits - 03

Course objectives:

- Describe the process to plan, control and implement commissioning of electrical equipment's.
- Differentiate the performance specifications of transformer and induction motor.
- Demonstrate the routine tests for synchronous machine, induction motor, transformer & switchgears.
- Identification of tools and equipment's used for installation and maintenance of electrical equipment.
- Explain the operation of an electrical equipment's such as isolators, circuit breakers, insulators and switchgears.

Module-1	**Teaching Hours**
Electrical Tools, accessories: Tools, Accessories and Instruments required for Installation, Maintenance and Repair Work, India Electricity Rules, Safely Codes Causes and Prevention of Accidents, Artificial Respiration, Workmen's Safety Devices. **Transformers:** Installation, Location Site Selection, Foundation Details, Code of Practice for Terminal Plates, Polarity and Phase Sequence, Oil Tanks, Drying of Winding sand General Inspection. Commissioning Tests As Per National and International Standards - Volts Ratio Earth Resistance, Oil Strength, Insulation Tests, Impulse Tests Polarizing Index, Load Temperature Rise Tests. Specific Tests for Determination of Performance Curves like Efficiencies, Regulation Etc., Determination Mechanical Stress Under Normal and Abnormal Conditions.■	**08**
Revised Bloom's Taxonomy Level: L_1 – Remembering, L_2 – Understanding.	
Module-2	
Synchronous Machines: Specifications as per BIS Standards. Installation - Physical Inspection, Foundation Details, Alignments, Excitation Systems, Cooling and Control Gear, Drying Out. Commissioning Tests - Insulation, Resistance Measurement of Armature and Field Windings, Wave Form and Telephone Interference Tests, Line Charging Capacitance. Performance Tests -Various Tests to Estimate the Performance of Generator Operations, Slip Test, Maximum Lagging Current, Maximum Reluctance Power Tests, Sudden Short Circuit Tests, Transient Sub Transient Parameters, Measurement of Sequence Impedances, Capacitive Reactance, and Separation Of Losses, Temperature Rise Test, and Retardation Tests. Factory Tests -Gap Length, Magnetic Eccentricity, Balancing Vibrations, Bearing Performance.■	**08**
Revised Bloom's Taxonomy Level: L_1 – Remembering, L_2 – Understanding, L_3 – Applying.	
Module-3	
Induction Motor: Specifications. Installation- Location of Motors and its Control Apparatus, Shaft Alignment for Various Coupling, Fitting of Pulleys and Coupling, Drying of Windings. Commissioning Tests -Mechanical Tests For Alignment, Air Gap Symmetry, Tests for Bearings, Vibrations and Balancing. Specific Tests -Performance and Temperature Raise Tests, Stray Load Losses, Shaft Alignment, Re-Writing and Special Duty Capability, Site Test■	**08**
Revised Bloom's Taxonomy Level: L_1 – Remembering, L_2 – Understanding, L_3 – Applying, L_4 –Analysing, L_5 –Evaluating.	
Module-4	
Laying of Underground Cables: Inspection, Storage, Transportation and Handling of Cables, Cable Handing Equipment, Cable Laying Depths and Clearances from other Services such as Water Sewerage, Gas, Heating and other Mains, Series of Power and Telecommunication Cables and Coordination with these Services, Excavation of Trenches, Cable Jointing and Terminations Testing and Commissioning. Location of Faults using Megger, Effect of Open or Loose Neutral Connections, Provision of Proper Fuses on Service Lines and Their Effect on System, Causes and Dim, and Flickering Lights■	**08**

Revised Bloom's Taxonomy Level	L_1 – Remembering, L_2 – Understanding, L_3 – Applying, L_4 –Analysing, L_5 –Evaluating.	

B.E ELECTRICAL AND ELECTRONICS ENGINEERING(EEE)
CHOICE BASED CREDIT SYSTEM (CBCS)
SEMESTER - VII

17EE752 TESTING AND COMMISSIONING OF POWER SYSTEM APPARATUS
(Professional Elective) (continued)

Module-5	**Teaching Hours**
Switchgear and Protective Devices: Standards, Types, Specification, Installation, Commissioning Tests, Maintenance Schedule, Type and Routine Tests. **Domestic Installation:** Introduction, Testing of Electrical Installation of a Building, Testing of Insulation Resistance to Earth, Testing of Insulation and Resistance between Conductors Continuity or Open Circuit Test, Short Circuit Test, Testing of Earthing Continuity, Location of Faults, IE Rules for Domestic Installation■	**08**
Revised Bloom's Taxonomy Level L_1 – Remembering, L_2 – Understanding, L_3 – Applying, L_4 –Analysing, L_5 –Evaluating.	

Course outcomes:

At the end of the course the student will be able to:

- Describe the process to plan, control and implement commissioning of electrical equipment's.
- Differentiate the performance specifications of transformer and induction motor.
- Demonstrate the routine tests for synchronous machine, induction motor, transformer & switchgears.
- Describe corrective and preventive maintenance of electrical equipment's.
- Explain the operation of an electrical equipment's such as isolators, circuit breakers, induction motor and synchronous machines.■

Graduate Attributes (As per NBA)

Engineering Knowledge, Problem Analysis, Conduct investigations of complex problems, Modern Tool Usage, Ethics, Individual and Team Work, Communication, Life-long Learning.

Question paper pattern:

- The question paper will have ten questions.
- Each full question is for 16 marks.
- There will be 2full questions (with a maximum of four sub questions in one full question) from each module.
- Each full question with sub questions will cover the contents under a module.
- Students will have to answer 5 full questions, selecting one full question from each module. ■

Text/ Reference Books

1	Testing, Commissioning, Operation and Maintenance of Electrical Equipment	S. Rao	Khanna Publishers	6th Edition, 19th Reprint, 2015
2	Testing and Commissioning of Electrical Equipment	R.L.Chakrasali	Prism Books Pvt Ltd	1st Edition,2014
3	Preventive Maintenance of Electrical Apparatus	S.K.Sharotri	Katson Publishing House	1st Edition, 1980
4	Handbook of Switchgears	BHEL	McGraw Hill	1st Edition, 2005
5	Transformers	BHEL	McGraw Hill	1st Edition, 2003
6	TheJ&P Transformer Book	Martin J. Heathcote	Newnes	12th Edition, 1998

SPACECRAFT POWER TECHNOLOGIES(Professional Elective)
B.E., VII Semester, Electrical and Electronics Engineering [As per Choice Based Credit System (CBCS) scheme]

Course Code	17EE753	CIE Marks	40
Number of Lecture Hours/Week	03	SEE Marks	60
Total Number of Lecture Hours	40	Exam Hours	03

Credits - 03

Course objectives:

- To discuss the increasing demand for space craft power systems and to give an overview of electrical power system and its technology.
- To discuss near – earth environmental factors that will affect the design of space craft power systems.
- To describe the elements of a space photovoltaic power system, the status of solar cell technologies presently in use.
- To discuss advances in both cell and array technology, and solar thermo photovoltaic energy conversion.
- To discusses, space-qualified components, the array of chemical storage technologies including both batteries and fuel cells.
- To describe components and techniques for achieving the various Power Management and Distribution functions and examples of several PMAD configurations.

Module-1		**Teaching Hours**
Spacecraft: Introduction, the Beginnings, the Electrical Power System. **Environmental Factors:** Introduction, Orbital Considerations, The Near-earth Space Environment.		**08**
Revised Bloom's Taxonomy Level	L_1 – Remembering, L_2 – Understanding.	
Module-2		
Solar Energy Conversion: Introduction, Solar Cell Fundamentals, Space Solar Cell Calibration and Performance Measurements, Silicon Space Solar Cells, III-V Compound Semiconductor Solar Cells, Thin Film Solar Cells.		**08**
Revised Bloom's Taxonomy Level	L_1 – Remembering, L_2 – Understanding, L_3 – Applying, L_4 – Analysing.	
Module-3		
Solar Energy Conversion (continued): Space Solar Cell Arrays, Space Thermo photovoltaic Power Systems. **Chemical Storage and Generation Systems:** Introduction, Inventions, Evolution of Batteries in Space, Fundamentals of Electrochemistry, Cell and Battery Mechanical Design, Performance Metrics.		**08**
Revised Bloom's Taxonomy Level	L_1 – Remembering, L_2 – Understanding, L_3 – Applying, L_4 – Analysing.	
Module-4		
Chemical Storage and Generation Systems (continued): Electrochemical Cell Types, Fuel Cell Systems.		**08**
Revised Bloom's Taxonomy Level	L_1 – Remembering, L_2 – Understanding.	
Module-5		
Power Management and Distribution (PMAD): Introduction, Functions of PMAD, Components and Packaging, System Examples.		**08**
Revised Bloom's Taxonomy Level	L_1 – Remembering, L_2 – Understanding.	

Course outcomes:

At the end of the course the student will be able to:

- Discuss the increasing demand for space craft power systems and to give an overview of electrical power system and its technology.
- Discuss near – earth environmental factors that will affect the design of space craft power systems.

B.E ELECTRICAL AND ELECTRONICS ENGINEERING(EEE)
CHOICE BASED CREDIT SYSTEM (CBCS)
SEMESTER - VII

17EE753 SPACECRAFT POWER TECHNOLOGIES(Professional Elective)(continued)

Course outcomes(continued):

- Describe the elements of a space photovoltaic power system, the status of solar cell technologies presently in use.
- Discuss advances in both cell and array technology, and solar thermo photovoltaic energy conversion.
- Discusses, space-qualified components, the array of chemical storage technologies including both batteries and fuel cells.
- Describe components and techniques for achieving the various Power Management and Distribution functions and examples of several PMAD configurations.■

Graduate Attributes (As per NBA)

Engineering Knowledge, Problem Analysis, Design/ Development of Solutions, Conduct investigations of complex problems, Modern Tool Usage, Ethics, Individual and Team Work, Communication, Life-long Learning.

Question paper pattern:

- The question paper will have ten questions.
- Each full question is for 16 marks.
- There will be 2full questions (with a maximum of four sub questions in one full question) from each module.
- Each full question with sub questions will cover the contents under a module.
- Students will have to answer 5 full questions, selecting one full question from each module. ■

Textbook

1	Spacecraft Power Technologies	A.K. Hyder et al	Imperial College Press	1st Edition, 2000

Reference Books

1	Spacecraft Power Systems	Mukund R. Patel	CRC Press	1st Edition, 2004

INDUSTRIAL HEATING (Professional Elective)
B.E., VII Semester, Electrical and Electronics Engineering [As per Choice Based Credit System (CBCS) scheme]

Course Code	17EE754	CIE Marks	40
Number of Lecture Hours/Week	03	SEE Marks	60
Total Number of Lecture Hours	40	Exam Hours	03

Credits - 03

Course objectives:

- To explain construction, classification of industrial furnaces and the methods of heat transfer in them
- To discuss heating capacity of batch furnaces
- To discuss heating capacity of continuous furnaces

Module-1	**Teaching Hours**
Industrial Heating Processes: Industrial Process Heating Furnaces, Classifications of Furnaces, Elements of Furnace Construction. **Heat Transfer in Industrial Furnaces:** Heat Required for Load and Furnace, Flow of Heat Within the Charged Load, Heat Transfer to the Charged Load Surface, Determining Furnace Gas Exit Temperature, Thermal Interaction in Furnaces, Temperature Uniformity, Turndown. ■	**08**
Revised Bloom's Taxonomy Level: L_1 – Remembering, L_2 – Understanding, L_3 – Applying.	
Module-2	
Heating Capacity of Batch Furnaces: Definition of Heating Capacity, Effect of Rate of Heat Liberation, Effect of Rate of Heat Absorption by the Load, Effect of Load Arrangement, Effect of Load Thickness, Vertical Heating, Batch Indirect-Fired Furnaces, Batch Furnace Heating Capacity Practice, Controlled Cooling in or After Batch Furnaces.■	**08**
Revised Bloom's Taxonomy Level: L_1 – Remembering, L_2 – Understanding, L_3 – Applying, L_4 – Analysing.	
Module-3	
Heating Capacity of Continuous Furnaces: Continuous Furnaces Compared to Batch Furnaces, Continuous Dryers, Ovens, and Furnaces for <1400 F (<760 C), Continuous Midrange Furnaces, 1200 to 1800 F (650 to 980 C), Sintering and Pelletizing Furnaces, Axial Continuous Furnaces for Above 2000 F (1260 C), Continuous Furnaces for 1900 to 2500 F (1038 to 1370 C), Continuous Liquid Heating Furnaces.■	**08**
Revised Bloom's Taxonomy Level: L_1 – Remembering, L_2 – Understanding, L_3 – Applying, L_4 – Analysing.	
Module-4	
Saving Energy in Industrial Furnace Systems: Furnace Efficiency, Methods for Saving Heat, Heat Distribution in a Furnace, Furnace, Kiln, and Oven Heat Losses, Heat Saving in Direct-Fired Low-Temperature Ovens, Saving Fuel in Batch Furnaces, Saving Fuel in Continuous Furnaces, Effect of Load Thickness on Fuel Economy, Saving Fuel in Reheat Furnaces, Fuel Consumption Calculation, Fuel Consumption Data for Various Furnace Types, Energy Conservation by Heat Recovery from Flue Gases, Energy Costs of Pollution Control.■	**08**
Revised Bloom's Taxonomy Level: L_1 – Remembering, L_2 – Understanding, L_3 – Applying, L_4 – Analysing.	
Module-5	**08**
Operation and Control of Industrial Furnaces: Burner and Flame Types, Location, Flame Fitting, Unwanted NOx Formation, Controls and Sensors- Care, Location, Zones, Air/Fuel Ratio Control, Furnace Pressure Control Turndown Ratio, Furnace Control Data Needs, Soaking Pit Heating Control, Uniformity Control in Forge Furnaces, Continuous Reheat Furnace Control. ■	
Revised Bloom's Taxonomy Level: L_1 – Remembering, L_2 – Understanding, L_3 – Applying.	

B.E ELECTRICAL AND ELECTRONICS ENGINEERING(EEE)
CHOICE BASED CREDIT SYSTEM (CBCS)
SEMESTER - VII

17EE754 INDUSTRIAL HEATING (Professional Elective) (continued)

Course outcomes:

At the end of the course the student will be able to:

- Explain construction, classification of industrial furnaces
- Discuss the methods of heat transfer in industrial furnaces.
- Discuss heating capacity of batch furnaces and continuous furnaces
- Discuss methods of saving energy in industrial furnace systems and fuel consumption calculation.
- Explain operation and control of industrial furnaces.■

Graduate Attributes (As per NBA)

Engineering Knowledge, Problem Analysis, Design/ Development of Solutions, Conduct investigations of complex problems.

Question paper pattern:

- The question paper will have ten questions.
- Each full question is for 16 marks.
- There will be 2full questions (with a maximum of four sub questions in one full question) from each module.
- Each full question with sub questions will cover the contents under a module.
- Students will have to answer 5 full questions, selecting one full question from each module. ■

Textbook

1	Industrial Furnaces	W. Trinks	Wiley	6th Edition, 2004

POWER SYSTEM SIMULATION LABORATORY
B.E., VII Semester, Electrical and Electronics Engineering [As per Choice Based Credit System (CBCS) scheme]

Course Code	**17EEL76**	**CIE Marks**	**40**
Number of Practical Hours/Week	**03=(1 Hour Instruction + 2 Hours Laboratory)**	**SEE Marks**	**60**
RBT levels	**L1,L2,L3**	**Exam Hours**	**03**
Credits - 02			

Course objectives:

- To explain the use of MATLAB package to assess the performance of medium and long transmission lines.
- To explain the use of MATLAB package to obtain the power angle characteristics of salient and non-salient pole alternator.
- To explain the use of MATLAB package to study transient stability of radial power systems under three phase fault conditions.
- To explain the use of MATLAB package to develop admittance and impedance matrices of interconnected power systems.
- To explain the use of Mi-Power package to solve power flow problem for simple power systems.
- To explain the use of Mi-Power package to perform fault studies for simple radial power systems.
- To explain the use of Mi-Power package to study optimal generation scheduling problems for thermal power plants. ■

Sl. No		Experiments
1	Use of MATLAB package	Formation for symmetric π /T configuration for Verification of Determination of Efficiency and Regulation.
2		Determination of Power Angle Diagrams, Reluctance Power, Excitation, Emf and Regulation for Salient and Non-Salient Pole Synchronous Machines.
3		To obtain Swing Curve and to Determine Critical Clearing Time, Regulation, Inertia Constant/Line Parameters /Fault Location/Clearing Time/Pre-Fault Electrical Output for a Single Machine connected to Infinite Bus through a Pair of identical Transmission Lines Under 3-Phase Fault On One of the two Lines.
4		Y Bus Formation for Power Systems with and without Mutual Coupling, by Singular Transformation and Inspection Method.
5		Formation of Z Bus(without mutual coupling) using Z-Bus Building Algorithm.
6		Determination of Bus Currents, Bus Power and Line Flow for a Specified System Voltage (Bus) Profile.
7	Use of Mi-Power package	Formation of Jacobian for a System not Exceeding 4 Buses (No PV Buses) in Polar Coordinates.
8		Load Flow Analysis using Gauss Siedel Method, NR Method and Fast Decoupled Method for Both PQand PV Buses.
9		To Determine Fault Currents and Voltages in a Single Transmission Line System with Star-Delta Transformers at a Specified Location for LG and LLG faults by simulation.
10		Optimal Generation Scheduling for Thermal power plants by simulation.
Revised Bloom's Taxonomy Level		L_1 – Remembering, L_2 – Understanding, L_3 – Applying, L_4 – Analysing, L_5 – Evaluating, L_6 – Creating.

Course outcomes:

At the end of the course the student will be able to:

- Develop a program in MATLAB to assess the performance of medium and long transmission lines.
- Develop a program in MATLAB to obtain the power angle characteristics of salient and non-salient pole alternator.
- Develop a program in MATLAB to assess the transient stability under three phase fault at different locations in a of radial power systems.
- Develop programs in MATLAB to formulate bus admittance and bus impedance matrices of interconnected power systems.
- Use Mi-Power package to solve power flow problem for simple power systems.
- Use Mi-Power package to study unsymmetrical faults at different locations in radial power systems
- Use of Mi-Power package to study optimal generation scheduling problems for thermal power plants. ■

B.E ELECTRICAL AND ELECTRONICS ENGINEERING (EEE)
CHOICE BASED CREDIT SYSTEM (CBCS)
SEMESTER - VII

17EEL76POWER SYSTEM SIMULATION LABORATORY (continued)

Graduate Attributes (As per NBA)

Engineering Knowledge, Problem Analysis, Individual and Team work, Communication.

Conduct of Practical Examination:

1. All laboratory experiments are to be included for practical examination.
2. Breakup of marks and the instructions printed on the cover page of answer script to be strictly adhered by the examiners.
3. Students can pick one experiment from the questions lot prepared by the examiners.
4. Change of experiment is allowed only once and 15% Marks allotted to the procedure part to be made zero. ■

RELAY AND HIGH VOLTAGE LABORATORY
B.E., VII Semester, Electrical and Electronics Engineering [As per Choice Based Credit System (CBCS) scheme]

Course Code	**17EEL77**	**CIE Marks**	**40**
Number of Practical Hours/Week	**03=(1 Hour Instruction + 2 Hours Laboratory)**	**SEE Marks**	**60**
RBT levels	**L1,L2,L3**	**Exam Hours**	**03**
Credits - 02			

Course objectives:

- To conduct experiments to verify the characteristics of over current, over voltage, under voltage relays both electromagnetic and static type.
- To verify the operation of negative sequence relay.
- To conduct experiments to verify the characteristics of microprocessor based over current, over voltage, under voltage relays and distance relay.
- To conduct experiments on generator, motor and feeder protection.
- To conduct experiments to study the sparkover characteristics for both uniform and non-uniform configurations using High AC and DC voltages.
- To measure high AC and DC voltages
- To experimentally measure the breakdown strength of transformer oil**.**
- To experimentally measure the capacitance of different electrode configuration models using Electrolytic Tank. To generate standard lightning impulse voltage and determine efficiency, energy of impulse generator and 50% probability flashover voltage for air insulation. ■

Sl. NO	**Experiments**	
Total of Six experiments are to be conducted by selecting Two experiments from each Part – A, Part – B and Part – C. The experiments under Part – D is compulsory.		
1	**Part - A**	Over Current Relay: (a)Inverse Definite Minimum Time(IDMT)Non-Directional Characteristics (b) Directional Features (c) IDMT Directional.
2		IDMT Characteristics of Over Voltage or Under Voltage Relay (Solid State or Electromechanical type).
3		Operation of Negative Sequence Relay.
4	**Part - B**	Operating Characteristics of Microprocessor Based (Numeric) Over –Current Relay.
5		Operating Characteristics of Microprocessor Based (Numeric) Distance Relay.
6		Operating Characteristics of Microprocessor Based (Numeric) Over/Under Voltage Relay.
7	**Part - C**	Generation Protection: Merz Price Scheme.
8		Feeder Protection against Faults.
9		Motor Protection against Faults.
10	**Part - D**	Spark Over Characteristics of Air subjected to High Voltage AC with Spark Voltage Corrected to Standard Temperature and Pressure for Uniform [as per IS1876: 2005]and Non-uniform [as per IS2071(Part 1) : 1993] Configurations: Sphere – Sphere, Point –Plane, Point – Point and Plane – Plane.
11		Spark Over Characteristics of Air subjected to High voltage DC.
12		Measurement of HVAC and HVDC using Standard Spheres as per IS 1876 :2005
13		Measurement of Breakdown Strength of Transformer Oil as per IS 1876 :2005
14		Field Mapping using Electrolytic Tank for any one of the following Models: Cable/ Capacitor/ Transmission Line/ Sphere Gap.
15		(a) Generation of standard lightning impulse voltage and to determine efficiency and energy of impulse generator. (b) To determine 50% probability flashover voltage for air insulation subjected to impulse voltage.
Revised Bloom's Taxonomy Level	L_3 – Applying, L_4 – Analysing, L_5 – Evaluating, L_6 – Creating	

B.E ELECTRICAL AND ELECTRONICS ENGINEERING(EEE)
CHOICE BASED CREDIT SYSTEM (CBCS)
SEMESTER -VII

17EEL77 RELAY AND HIGH VOLTAGE LABORATORY (continued)

Course outcomes:

At the end of the course the student will be able to:

- Experimentally verify the characteristics of over current, over voltage, under voltage and negative sequence relays both electromagnetic and static type.
- Experimentally verify the characteristics of microprocessor based over current, over voltage, under voltage relays and distance relay.
- Show knowledge of protecting generator, motor and feeders.
- Analyze the spark over characteristics for both uniform and non-uniform configurations using High AC and DC voltages.
- Measure high AC and DC voltages and breakdown strength of transformer oil**.**
- **Draw electric field and** measure the capacitance of different electrode configuration models.
- Show knowledge of generating standard lightning impulse voltage to determine efficiency, energy of impulse generator and 50% probability flashover voltage for air insulation.

Graduate Attributes (As per NBA)

Engineering Knowledge, Problem Analysis, Individual and Team work, Communication.

Conduct of Practical Examination:

1. All laboratory experiments are to be included for practical examination.
2. Breakup of marks and the instructions printed on the cover page of answer script to be strictly adhered by the examiners.
3. Students can pick one experiment from the questions lot prepared by the examiners.
4. Change of experiment is allowed only once and 15% Marks allotted to the procedure part to be made zero. ■

PROJECT PHASE – I AND SEMINAR
B.E., VII Semester, Electrical and Electronics Engineering [As per Choice Based Credit System (CBCS) scheme]

Course Code	17EEP78	CIE Marks	100
Number of Practical Hours/Week	--	Exam Hours	--
Total Number of Practical Hours	--	Exam Marks	--

Credits - 02

Course objectives:

- Support independent learning.
- Guide to select and utilize adequate information from varied resources maintaining ethics.
- Guide to organize the work in the appropriate manner and present information (acknowledging the sources) clearly.
- Develop interactive, communication, organisation, time management, and presentation skills.
- Impart flexibility and adaptability.
- Inspire independent and team working.
- Expand intellectual capacity, credibility, judgement, intuition.
- Adhere to punctuality, setting and meeting deadlines.
- Instil responsibilities to oneself and others.
- Train students to present the topic of project work in a seminar without any fear, face audience confidently, enhance communication skill, involve in group discussion to present and exchange ideas.

Project Phase-1 Students in consultation with the guide/s shall carry out literature survey/ visit industries to finalize the topic of the Project. Subsequently, the students shall collect the material required for the selected project, prepare synopsis and narrate the methodology to carry out the project work

Seminar: Each student, under the guidance of a Faculty, is required to

- Present the seminar on the selected project orally and/or through power point slides.
- Answer the queries and involve in debate/discussion.
- Submit two copies of the typed report with a list of references.

The participants shall take part in discussion to foster friendly and stimulating environment in which the students are motivated to reach high standards and become self-confident.

Revised Bloom's Taxonomy Level	L_3 – Applying, L_4 – Analysing, L_5 – Evaluating, L_6 – Creating.

Course outcomes:

At the end of the course the student will be able to:

- Demonstrate a sound technical knowledge of their selected project topic.
- Undertake problem identification, formulation and solution.
- Design engineering solutions to complex problems utilising a systems approach.
- Communicate with engineers and the community at large in written an oral forms.

Graduate Attributes (As per NBA)

Engineering Knowledge, Problem Analysis, Individual and Team work, Communication.

Continuous Internal Evaluation

CIE marks for the project report (50 marks)and seminar (50 marks) shall be awarded (based on the quality of report and presentation skill, participation in the question and answer session by the student) by the committee constituted for the purpose by the Head of the Department. The committee shall consist of three faculty from the department with the senior most acting as the Chairman.

****** END ******

VIII SEMESTER DETAILED SYLLABUS

POWER SYSTEM OPERATION AND CONTROL(Core Course)
B.E., VIII Semester, Electrical and Electronics Engineering [As per Choice Based Credit System (CBCS) scheme]

Course Code	17EE81	CIE Marks	40
Number of Lecture Hours/Week	04	SEE Marks	60
Total Number of Lecture Hours	50	Exam Hours	03

Credits - 04

Course objectives:

- To describe various levels of controls in power systems and the vulnerability of the system.
- To explain components, architecture and configuration of SCADA.
- To define unit commitment and explain various constraints in unit commitment and the solution methods
- To explain issues of hydrothermal scheduling and solutions to hydro thermal problems
- To explain basic generator control loops, functions of Automatic generation control, speed governors and mathematical models of Automatic Load Frequency Control
- To explain automatic generation control, voltage and reactive power control in an interconnected power system.
- To explain reliability and contingency analysis, state estimation and related issues. ■

Module-1	**Teaching Hours**
Introduction: Operating States of Power System, Objectives of Control, Key Concepts of Reliable Operation, Preventive and Emergency Controls, Energy Management Centres. **Supervisory Control and Data acquisition (SCADA):** Introduction to SCADA and its Components, Standard SCADA Configurations, Users of Power Systems SCADA, Remote Terminal Unit for Power System SCADA, Common Communication Channels for SCADA in Power Systems, Challenges for Implementation of SCADA. **Unit Commitment:** Introduction, SimpleEnumeration Constraints, Priority List Method, DynamicProgramming Method for Unit Commitment.■	**10**
Revised Bloom's Taxonomy Level: L_1 – Remembering, L_2 – Understanding, L_4 – Analysing.	
Module-2	
Hydro-thermal Scheduling: Introduction, Scheduling Hydro Systems, Discrete Time Interval Method, Short Term Hydro Thermal Scheduling Using $\gamma - \lambda$ Iterations, Short Term Hydro Thermal Scheduling Using Penalty Factors. **Automatic Generation Control (AGC):** Introductions, Basic Generator Control Loops, Commonly used Terms in AGC, Functions of AGC, Speed Governors.■	**10**
Revised Bloom's Taxonomy Level: L_2 – Understanding, L_3 – Applying, L_4 – Analysing.	
Module-3	
Automatic Generation Control (continued): Mathematical Model of Automatic Load Frequency Control, AGC Controller, Proportional Integral Controller. **Automatic Generation Control in interconnected Power system:** Introductions, Tie - Line Control with Primary Speed Control, Frequency Bias Tie - Line Control, State-Space Models.■	**10**
Revised Bloom's Taxonomy Level: L_3 – Applying.	
Module-4	
Automatic Generation Control in interconnected Power system (continued): State-Space Model for Two - Area System, Tie-Line Oscillations, Related Issues in Implementation of AGC. **Voltage and Reactive Power Control:** Introduction, Production and Absorption of Reactive Power, Methods of Voltage Control, Dependence of Voltage on Reactive Power , Sensitivity of Voltage to Changes in P And Q, Cost Saving, Methods of Voltage Control by Reactive Power Injection, Voltage Control Using Transformers, Voltage Stability. ■	**10**
Revised Bloom's Taxonomy Level: L_3 – Applying.	

B.E ELECTRICAL AND ELECTRONICS ENGINEERING(EEE)
CHOICE BASED CREDIT SYSTEM (CBCS)
SEMESTER - VIII

17EE81POWER SYSTEM OPERATION AND CONTROL(Core Course) (continued)

Module-5	**Teaching Hours**
Power System Reliability and Security: Introduction, Security Levels of System, Reliability Cost, Adequacy Indices, Functions of System Security, Contingency Analysis, Linear Sensitivity Factors, Contingency Selection and Ranking. **State estimation of Power Systems:** Introduction, Linear Least Square Estimation, DC State Estimator, Other Issues in State Estimation.■	**10**
Revised Bloom's Taxonomy Level L_2 – Understanding, L_3 – Applying, L_4 – Analysing.	

Course outcomes:

At the end of the course the student will be able to:

- Describe various levels of controls in power systems, the vulnerability of the system,components, architecture and configuration of SCADA.
- Solve unit commitment problems
- Explain issues of hydrothermal scheduling and solutions to hydro thermal problems
- Explain basic generator control loops, functions of Automatic generation control, speed governors
- Develop and analyze mathematical models of Automatic Load Frequency Control
- Explain automatic generation control, voltage and reactive power control in an interconnected power system.
- Explain reliability, security, contingency analysis, state estimation and related issues of power systems. ■

Graduate Attributes (As per NBA)

Engineering Knowledge, Problem Analysis, Conduct investigations of complex problems, Modern Tool Usage, Communication, Life-long Learning.

Question paper pattern:

- The question paper will have ten full questions carrying equal marks. Each full question consisting of 16 marks.
- There will be two full questions (with a maximum of four sub questions) from each module.
- Each full question will have sub question covering all the topics under a module.

Textbook

1	Power System Operation and Control	K. Uma Rao	Wiley	1st Edition, 2012

Reference Books

1	Power Generation Operation and Control	Allen J Wood etal	Wiley	2nd Edition,2003
2	Power System Stability and Control	Kundur	McGraw Hill	8th Reprint, 2009

INDUSTRIAL DRIVES AND APPLICATIONS(Core Course) B.E., VIII Semester, Electrical and Electronics Engineering [As per Choice Based Credit System (CBCS) scheme]			
Course Code	17EE82	CIE Marks	40
Number of Lecture Hours/Week	04	SEE Marks	60
Total Number of Lecture Hours	50	Exam Hours	03
Credits - 04			

Course objectives:

- To define electric drive, its parts, advantages and explain choice of electric drive.
- To explain dynamics and modes of operation of electric drives.
- To explain selection of motor power ratings and control of dc motor using rectifiers.
- To analyze the performance of induction motor drives under different conditions.
- To explain the control of induction motor, synchronous motor and stepper motor drives.
- To discuss typical applications electrical drives in the industry. ■

Module-1		**Teaching Hours**
Electrical Drives: Electrical Drives, Advantages of Electrical Drives. Parts of Electrical Drives, Choice of Electrical Drives, Status of dc and ac Drives. **Dynamics of Electrical Drives:** Fundamental Torque Equations, Speed TorqueConventions and Multiquadrant Operation. Equivalent Values of DriveParameters, Components of Load Torques, Nature and Classification of LoadTorques, Calculation of Time and Energy Loss in Transient Operations, SteadyState Stability, Load Equalization. **Control Electrical Drives:**Modes of Operation, Speed Control and Drive Classifications, Closed loop Control of Drives. ■		**10**
Revised Bloom's Taxonomy Level	L_1 – Remembering, L_2 – Understanding, L_3 – Applying, L_4 – Analysing.	
Module-2		
Selection of Motor Power Ratings: Thermal Model of Motor for Heating and Cooling, Classes of Motor Duty, Determination of Motor Rating. **Direct Current Motor Drives:**Controlled Rectifier Fed dc Drives, Single Phase Fully Controlled Rectifier Control of dc Separately Excited Motor,SinglePhase Half Controlled Rectifier Control of dc Separately Excited Motor, Three Phase Fully Controlled Rectifier Control of dc Separately Excited Motor,Three Phase Half Controlled Rectifier Control of dc Separately Excited Motor, Multiquadrant Operation of dc Separately Excited Motor Fed Form Fully Controlled Rectifier,Rectifier Control of dc Series Motor, Supply Harmonics, Power Factor and Ripple in Motor Current,Chopper Control of Separately Excited dcMotor, Chopper Control of Series Motor. ■		**10**
Revised Bloom's Taxonomy Level	L_1 – Remembering, L_2 – Understanding, L_3 – Applying, L_4 – Analysing.	
Module-3		
Induction Motor Drives: Analysis and Performance ofThree Phase Induction Motors, Operation with Unbalanced Source Voltage and Single Phasing,Operation with Unbalanced Rotor Impedances,Analysis of Induction Motor Fed From Non-Sinusoidal Voltage Supply,Starting, Braking, Transient Analysis.Speed Control Techniques-Stator Voltage Control, Variable Voltage Frequency Control from Voltage Sources. ■		**10**
Revised Bloom's Taxonomy Level	L_2 – Understanding, L_3 – Applying, L_4 – Analysing, L_5 – Evaluating.	
Module-4		
Induction Motor Drives (continued): Voltage Source Inverter (VSI) Control, Cycloconverter Control, Closed Loop Speed Control and Converter Rating for VSI and Cycloconverter Induction Motor Drives, Variable Frequency Control from a Current Source, Current Source (CSI) Control,current regulated voltage source inverter control, speed control of single phase induction motors. **Synchronous Motor Drives:**Operation from fixed frequency supply-starting, synchronous motor		**10**
Revised Bloom's Taxonomy Level	L_1 – Remembering, L_2 – Understanding, L_3 – Applying, L_4 – Analysing. ■	

B.E ELECTRICAL AND ELECTRONICS ENGINEERING(EEE)
CHOICE BASED CREDIT SYSTEM (CBCS)
SEMESTER -VIII

17EE82 INDUSTRIAL DRIVES AND APPLICATIONS(Core Course) (continued)

Module-5	**Teaching Hours**
Synchronous Motor Drives (continued): Self-controlled synchronous motor drive employing load commutated thruster inverter, Starting Large Synchronous Machines, Permanent Magnet ac (PMAC) Motor Drives, Sinusoidal PMAC Motor Drives, Brushless dc Motor Drives. **Stepper Motor Drives**: Variable Reluctance, Permanent Magnet, Important Features of Stepper Motors, Torque Versus Stepping rate Characteristics, Drive Circuits for Stepper Motor. **Industrial Drives:**Textile Mills, Steel Rolling Mills, Cranes and Hoists, MachineTools. ■	**10**
Revised Bloom's Taxonomy Level L_1 – Remembering, L_2 – Understanding, L_3 – Applying, L_4 – Analysing.	

Course outcomes:

At the end of the course the student will be able to:

- Explain the advantages and choice of electric drive.
- Explain dynamics and different modes of operation of electric drives.
- Suggest a motor for a drive and control of dc motor using controlled rectifiers.
- Analyze the performance of induction motor drives under different conditions.
- Control induction motor, synchronous motor and stepper motor drives.
- Suggest a suitable electrical drive for specific application in the industry. ■

Graduate Attributes (As per NBA)

Engineering Knowledge, Problem Analysis, Design/ Development of Solutions, Modern Tool Usage.

Question paper pattern:

- The question paper will have ten full questions carrying equal marks. Each full question consisting of 16 marks.
- There will be two full questions (with a maximum of four sub questions) from each module.
- Each full question will have sub question covering all the topics under a module.

Textbook

1	Fundamentals of Electrical Drives	Gopal K. Dubey	Narosa Publishing House	2nd Edition, 2001
2	Electrical Drives: Concepts and Applications (Refer to chapter 07 for Industrial Drives under module 5.)	VedumSubrahmanyam	McGraw Hill	2nd Edition, 2011

Reference Books

1	Electric Drives	N.K De,P.K. Sen	PHI Learning	1st Edition, 2009

SMART GRID(Professional Elective)
B.E., VIII Semester, Electrical and Electronics Engineering [As per Choice Based Credit System (CBCS) scheme]

Course Code	17EE831	CIE Marks	40
Number of Lecture Hours/Week	03	SEE Marks	60
Total Number of Lecture Hours	40	Exam Hours	03

Credits - 03

Course objectives:

- To define smart grid and discuss the progress made by different stakeholders in the design and development of smart grid.
- To explain the measurement techniques using PMUs and smart meters.
- To discuss tools for the analysis of smart grid and design, operation and performance.
- To discuss incorporating performance tools such as voltage and angle stability and state estimation into smart grid.
- To discuss classical optimization techniques and computational methods for smart grid design, planning and operation.
- To discuss the development of predictive grid management and control technology for enhancing the smart grid performance.
- To discuss development of cleaner, more environmentally responsible technologies for the electric system.
- To discuss the fundamental tools and techniques essential to the design of the smart grid.
- To describe methods to promote smart grid awareness and enhancement.
- To discuss methods to make the existing transmission system smarter by investing in new technology.

Module-1	**Teaching Hours**
Smart Grid Architectural Designs: Introduction, Today's Grid versus the Smart Grid, Energy Independence and Security Act of 2007: Rationale for the Smart Grid, Computational Intelligence, Power System Enhancement, Communication and Standards, Environment and Economics, General View of the Smart Grid Market Drivers, Stakeholder Roles and Function, Working Definition of the Smart Grid Based on Performance Measures, Representative Architecture, Functions of Smart Grid Components. **Smart Grid Communications and Measurement Technology:** Communication and Measurement, Monitoring, PMU, Smart Meters, and Measurements Technologies, GIS and Google Mapping Tools, Multiagent Systems (MAS) Technology, Microgrid and Smart Grid Comparison. **Performance Analysis Tools for Smart Grid Design:** Introduction to Load Flow Studies, Challenges to Load Flow in Smart Grid and Weaknesses of the Present Load Flow Methods, Load Flow State of the Art: Classical, Extended Formulations, and Algorithms, Congestion Management Effect, Load Flow for Smart Grid Design, DSOPF Application to the Smart Grid, Static Security Assessment (SSA) and Contingencies, Contingencies and Their Classification, Contingency Studies for the Smart Grid.	**08**
Revised Bloom's Taxonomy Level: L_1 – Remembering, L_2 – Understanding, L_3 – Applying.	
Module-2	
Stability Analysis Tools for Smart Grid: Introduction to Stability, Strengths and Weaknesses of Existing Voltage Stability Analysis Tools, Voltage Stability Assessment, Voltage Stability Assessment Techniques, Voltage Stability Indexing, Analysis Techniques for Steady-State Voltage Stability Studies, Application and Implementation Plan of Voltage Stability, Optimizing Stability Constraint through Preventive Control of Voltage Stability, Angle Stability Assessment, State Estimation. ■	**08**
Revised Bloom's Taxonomy Level: L_1 – Remembering, L_2 – Understanding, L_3 – Applying, L_4 – Analysing.	
Module-3	
Computational Tools for Smart Grid Design: Introduction to Computational Tools, Decision Support Tools, Optimization Techniques, Classical Optimization Method, Heuristic Optimization, Evolutionary Computational Techniques, Adaptive Dynamic Programming Techniques, Pareto	**08**

B.E ELECTRICAL AND ELECTRONICS ENGINEERING(EEE)
CHOICE BASED CREDIT SYSTEM (CBCS)
SEMESTER –VIII

17EE831 SMART GRID(Professional Elective) (continued)

Module-3 (continued)		**Teaching Hours**
Methods, Hybridizing Optimization Techniques and Applications to the Smart Grid, Computational Challenges. **Pathway for Designing Smart Grid:** Introduction to Smart Grid Pathway Design, Barriers and Solutions to Smart Grid Development, Solution Pathways for Designing Smart Grid Using Advanced Optimization and Control Techniques for Selection Functions, General Level Automation, Bulk Power Systems Automation of the Smart Grid at Transmission Level, Distribution System Automation Requirement of the Power Grid, End User/Appliance Level of the Smart Grid, Applications for Adaptive Control and Optimization. ■		
Revised Bloom's Taxonomy Level	L_1 – Remembering, L_2 – Understanding, L_3 – Applying, L_4 – Analysing.	
Module-4		
Renewable Energy and Storage: Renewable Energy Resources, Sustainable Energy Options for the Smart Grid, Penetration and Variability Issues Associated with Sustainable Energy Technology, Demand Response Issues, Electric Vehicles and Plug-in Hybrids, PHEV Technology, Environmental Implications, Storage Technologies, Tax Credits. **Interoperability, Standards, and Cyber Security:** Introduction, Interoperability, Standards, Smart Grid Cyber Security, Cyber Security and Possible Operation for Improving Methodology for Other Users. ■		**08**
Revised Bloom's Taxonomy Level	L_1 – Remembering, L_2 – Understanding.	
Module-5		
Research, Education, and Training for the Smart Grid: Introduction, Research Areas for Smart Grid Development, Research Activities in the Smart Grid, Multidisciplinary Research Activities, Smart Grid Education, Training and Professional Development. **Case Studies and Test beds for the Smart Grid:** Introduction, Demonstration Projects, Advanced Metering, Microgrid with Renewable Energy, Power System Unit Commitment (UC) Problem,ADP for Optimal Network Reconfiguration in Distribution Automation, Case Study of RER Integration,Testbeds and Benchmark Systems, Challenges of Smart Transmission,Benefits of Smart Transmission. ■		**08**
Revised Bloom's Taxonomy Level	L_1 – Remembering, L_2 – Understanding.	

Course outcomes:

At the end of the course the student will be able to:

- Discuss the progress made by different stakeholders in the design and development of smart grid.
- Explain measurement techniques using Phasor Measurement Units and smart meters
- Discuss tools for the analysis of smart grid and design, operation and performance
- Discuss classical optimization techniques and computational methods for smart grid design, planning and operation.
- Explain predictive grid management and control technology for enhancing the smart grid performance
- Develop cleaner, more environmentally responsible technologies for the electric system.
- Discuss the computational techniques, communication, measurement, and monitoring technology tools essential to the design of the smart grid.
- Explain methods to promote smart grid awareness and making the existing transmission system smarter by investing in new technology. ■

Graduate Attributes (As per NBA)

Engineering Knowledge, Problem Analysis, Design/ Development of Solutions, Conduct investigations of complex problems, Modern Tool Usage, The Engineer and Society, , Ethics, Individual and Team Work, Communication, Life-long Learning.

B.E ELECTRICAL AND ELECTRONICS ENGINEERING(EEE)
CHOICE BASED CREDIT SYSTEM (CBCS)
SEMESTER –VIII

17EE831 SMART GRID(Professional Elective) (continued)

Question paper pattern:

- The question paper will have ten questions.
- Each full question is for 16 marks.
- There will be 2full questions (with a maximum of four sub questions in one full question) from each module.
- Each full question with sub questions will cover the contents under a module.
- Students will have to answer 5 full questions, selecting one full question from each module. ■

Textbook

1	Smart Grid, Fundamentals of Design and Analysis	James Momoh	Wiley	1st Edition, 2012

OPERATION AND MAINTENANCE OF SOLAR ELECTRICSYSTEMS
(Professional Elective)
B.E., VIII Semester, Electrical and Electronics Engineering [As per Choice Based Credit System (CBCS) scheme]

Course Code	17EE832	CIE Marks	40
Number of Lecture Hours/Week	03	SEE Marks	60
Total Number of Lecture Hours	40	Exam Hours	03

Credits - 03

Course objectives:

- To discuss basics of solar resource data, its acquisition and usage.
- To discuss PV technology, buying the PV modules and connecting the modules to form arrays.
- To discuss inverters, system components, cabling used to connect the components and mounting methods of the PV system.
- To explain site assessment, design process of the grid connected system and its sizing.
- To explain installation, commissioning, operation and maintenance of PV systems.
- To explain the types of financial incentives available, calculation of payback time.

Module-1	**Teaching Hours**
Solar Resource and Radiation: Solar resources, Quantifying solar radiation, The effect of the Earth's atmosphere on solar radiation, Sun geometry, Geometry for installing solar arrays. **PV Industry and Technology:**Semiconductor devices,Mainstream technologies,Monocrystalline silicon,Multicrystalline/polycrystalline silicon,Thin film solar cells,Contacts,Buying solar modules,Standards,Certifications,Warranties,Emerging technologies,Dye-sensitized solar cells,Sliver cells,Heterojunction with intrinsic thin layer (HIT) photovoltaic cells,III-V Semiconductors,Solar concentrators. **PV Cells, Modules and Arrays:**Characteristics of PV cells,Graphic representations of PV cell performance,Connecting PV cells to create a module,Specification sheets,Creating a string of modules,Creating an array,Photovoltaic array performance,Irradiance,Temperature,Shading.	**08**
Revised Bloom's Taxonomy Level L_1 – Remembering, L_2 – Understanding, L_3 – Applying.	
Module-2	
Inverters and Other System Components: Introduction, Inverters,Battery inverters,Grid-interactive inverters,Transformers,Mainstream inverter technologies,String inverters,Multi-string inverter,Central inverter,Modular inverters,Inverter protection systems,Self-protection,Grid protection,Balance of system equipment: System equipment excluding the PV array and inverter,Cabling,PV combiner box,Module junction box,Circuit breakers and fuses,PV main disconnects/isolators,Lightning and surge protection,System monitoring,Metering,Net metering,Gross metering. Mounting Systems:Roof mounting systems,Pitched roof mounts,Pitched roof mounts for tiled roofs,Pitched roof mounts for metal roofs,Rack mounts,Direct mounts,Building-integrated systems,Ground mounting systems,Ground rack mounts,Pole mounts,Sun-tracking systems,Wind loading,Lightning protection.	**08**
Revised Bloom's Taxonomy Level L_1 – Remembering, L_2 – Understanding, L_3 – Applying, L_4 – Analysing.	
Module-3	

Site Assessment: Location of the PV array, Roof specifications, Is the site shade-free?,Solar Pathfinder,SolmetricSuneye,HORIcatcher,iPhone apps,Software packages, Available area,Portrait installation, Landscape installation, Energy efficiency initiatives,Health, safety and environment (HSE) risks,Local environment, Locating balance of system equipment, Site plan. **Designing Grid-connected PV Systems:** Design brief,Existing system evaluation,Choosing system components,Modules,Mountingstructure,Inverters,Cabling,Voltage sizing,Current sizing,Monitoring,System protection,Over-current protection,Fault-current protection,Lightning and surge protection, Grounding/earthing,Mechanical protection,Array protection,Sub-array protection,Extra low voltage (ELV) segmentation. **Sizing a PV System:**Introduction, Matching voltage specifications,Calculating maximum voltage,Calculating minimum voltage,Calculating the minimum number of modules in a string,Calculating the maximum voltage,Calculating the maximum number of modules in a string,Calculating the	**08**

B.E ELECTRICAL AND ELECTRONICS ENGINEERING(EEE)
CHOICE BASED CREDIT SYSTEM (CBCS)
SEMESTER - VIII

17EE832 OPERATION AND MAINTENANCE OF SOLAR ELECTRICSYSTEMS
(Professional Elective)(continued)

Module-3 (continued)		**Teaching Hours**
minimum voltage,Calculating the minimum number of modules in a string,Matching current specifications,Matching modules to the inverter's power rating,Losses in utility-interactive PV systems,Temperature of the PV module,Dirt and soiling,Manufacturer's tolerance,Shading,Orientation and module tilt angle,Voltage drop,Inverter efficiency,Calculating system yield.■		
Revised Bloom's Taxonomy Level	L_1 – Remembering, L_2 – Understanding.	
Module-4		
Installing Grid-connected PV Systems:PV array installation, DC wiring, Cabling routes and required lengths,Cable sizing, PV combiner box,System grounding/earthing, Inverter installation, Installation checklist,Interconnection with the utility grid,Required information for installation,Safety. **System Commissioning:**Introduction, Final inspection of system installation,Testing,Commissioning, System documentation. **System Operation and Maintenance:**System maintenance, PV array maintenance, Inverter maintenance, System integrity, Troubleshooting, Identifying the problem, Troubleshooting PV arrays, Troubleshooting underperforming systems,Troubleshooting inverters,Other common problems. ■		**08**
Revised Bloom's Taxonomy Level	L_1 – Remembering, L_2 – Understanding.	
Module-5		
Marketing and Economics of Grid-connected PV Systems:Introduction, PV system costing,Valuing a PV system,Simple payback and financial incentives,Simple payback,Feed-in tariffs,Rebates,Tax incentives,Loans,Renewable portfolio standards and renewable energy certificates,Marketing,Insurance. **Case Studies:**Case studies A to G.■		**08**
Revised Bloom's Taxonomy Level	L_1 – Remembering, L_2 – Understanding.	

Course outcomes:

At the end of the course the student will be able to:

- Discuss basics of solar resource data, its acquisition and usage.
- Explain PV technology, buying the PV modules and connecting the modules to form arrays.
- Explain the use of inverters, other system components, cabling used to connect the components and mounting methods of the PV system.
- Assess the site for PV system installation.
- Design a grid connected system and compute its size.
- Explain installation, commissioning, operation and maintenance of PV systems.

- Explain the types of financial incentives available, calculation of payback time■

Graduate Attributes (As per NBA)

Engineering Knowledge, Problem Analysis, Design/ Development of Solutions, Conduct investigations of complex problems, Modern Tool Usage, The Engineer and Society, Environment and Sustainability, Ethics, Individual and Team Work, Communication, Project Management and Finance, Life-long Learning.

Question paper pattern:

- The question paper will have ten questions.
- Each full question is for 16 marks.
- There will be 2full questions (with a maximum of four sub questions in one full question) from each module.
- Each full question with sub questions will cover the contents under a module.
- Students will have to answer 5 full questions, selecting one full question from each module.

B.E ELECTRICAL AND ELECTRONICS ENGINEERING(EEE)
CHOICE BASED CREDIT SYSTEM (CBCS)
SEMESTER - VIII

17EE832 OPERATION AND MAINTENANCE OF SOLAR ELECTRICSYSTEMS
(Professional Elective)(continued)

Textbook

1	Grid-connected Solar Electric Systems, The Earthscan Expert Handbook for Planning, Design and Installation	Geoff Stapleton and Susan Neill	Earthscan	1st Edition, 2012

INTEGRATION OF DISTRIBUTED GENERATION(Professional Elective)
B.E., VIII Semester, Electrical and Electronics Engineering [As per Choice Based Credit System (CBCS) scheme]

Course Code	17EE833	CIE Marks	40
Number of Lecture Hours/Week	03	SEE Marks	60
Total Number of Lecture Hours	40	Exam Hours	03

Credits - 03

Course objectives:

- To explain power generation by alternate energy source like wind power and solar power.
- To explain selection of size of units and location for wind and solar systems.
- Discuss the effects of integration of distributed generation on the performance the system.

Module-1	**Teaching Hours**
Distributed Generation: Introduction,Sources of Energy - Wind Power, Solar Power, Combined Heat-and-Power, Hydropower, Tidal Power, Wave Power, Geothermal Power, Thermal Power Plants. ■	**08**
Revised Bloom's Taxonomy Level L_1 – Remembering, L_2 – Understanding, L_3 – Applying.	
Module-2	
Distributed Generation (continued): Interface with the Grid. **Power System Performance**: Impact of Distributed Generation on the Power System, Aims of the Power System, Hosting Capacity Approach, Power Quality, Voltage Quality and Design of Distributed Generation, Hosting Capacity Approach for Events, Increasing the Hosting Capacity. **Overloading and Losses**: Impact of Distributed Generation, Overloading: Radial Distribution Networks, Overloading: Redundancy and Meshed Operation, Losses. ■	**08**
Revised Bloom's Taxonomy Level L_1 – Remembering, L_2 – Understanding, L_3 – Applying, L_4 – Analysing.	
Module-3	
Overloading and Losses(continued): Increasing the Hosting Capacity. **Voltage Magnitude Variations:** Impact of Distributed Generation, Voltage Margin and Hosting Capacity, Design of Distribution Feeders, A Numerical Approach to Voltage Variations, Tap Changers with Line-Drop Compensation, Probabilistic Methods for Design of Distribution Feeders. ■	**08**
Revised Bloom's Taxonomy Level L_1 – Remembering, L_2 – Understanding, L_3 – Applying, L_4 – Analysing.	
Module-4	
Voltage Magnitude Variations (continued): Statistical Approach to Hosting Capacity, Increasing the Hosting Capacity. **Power Quality Disturbances:** Impact of Distributed Generation, Fast Voltage Fluctuations, Voltage Unbalance. ■	**08**
Revised Bloom's Taxonomy Level L_1 – Remembering, L_2 – Understanding.	
Module-5	
Power Quality Disturbances (continued): Low-Frequency Harmonics, High-Frequency Distortion, Voltage Dips, Increasing the Hosting Capacity. ■	**08**
Revised Bloom's Taxonomy Level L_1 – Remembering, L_2 – Understanding.	

Course outcomes:

At the end of the course the student will be able to:

- Explain energy generation by wind power and solar power.
- Discuss the variation in production capacity at different timescales, the size of individual units, and the

B.E ELECTRICAL AND ELECTRONICS ENGINEERING(EEE)
CHOICE BASED CREDIT SYSTEM (CBCS)
SEMESTER - VIII

17EE833 INTEGRATION OF DISTRIBUTED GENERATION(Professional Elective)(continued)

Course outcomes (continued):

- Explain the performance of the system when distributed generation is integrated to the system.
- Discuss effects of the integration of DG: the increased risk of overload and increased losses.
- Discuss effects of the integration of DG: increased risk of overvoltages, increased levels of power quality disturbances.
- Discuss effects of the integration of DG: incorrect operation of the protection
- Discuss the impact the integration of DG on power system stability and operation. ■

Graduate Attributes (As per NBA)

Engineering Knowledge, Problem Analysis, Design/ Development of Solutions,Conduct investigations of complex problems, Modern Tool Usage, The Engineer and Society, Ethics, Individual and Team Work, Communication,Project Management and Finance, Life-long Learning.

Question paper pattern:

- The question paper will have ten questions.
- Each full question is for 16 marks.
- There will be 2full questions (with a maximum of four sub questions in one full question) from each module.
- Each full question with sub questions will cover the contents under a module.
- Students will have to answer 5 full questions, selecting one full question from each module. ■

Textbook

1	Integration ofDistributedGeneration in thePower System	Math Bollen	Wiley	2011

POWER SYSTEM IN EMERGENCIES(Professional Elective)
B.E., VIII Semester, Electrical and Electronics Engineering [As per Choice Based Credit System (CBCS) scheme]

Course Code	17EE834	CIE Marks	40
Number of Lecture Hours/Week	03	SEE Marks	60
Total Number of Lecture Hours	40	Exam Hours	03

Credits - 03

Course objectives:

- To discuss the disturbances that may occur in a power system and the impact of them on its viable operation.
- To give the definitions, concepts and standard terminology used in the literature on emergency control and to discuss the effect of system structure on the form of emergency control.
- To discuss the structure, function and alternatives for main transmission.
- To discuss standards of security and quality of supply in planning and operation,timescales and tasks in system operation and control.
- To discuss SCADA facilities - functions, structure, performance criteria, data and human - computer interface.
- To discuss energy management systems, communications, telemetry, telecommand and distributed generation.
- To discuss factors affecting the onset, severity and propagation of a disturbance, measures to minimize the risk.
- To discuss weather related disturbances that can occur in the power systems and aids to the restoration process and problems which hinder restoration.
- To discuss different simulators that can be used in training.
- To discuss facilities and characteristics for emergency control, qualitative and quantitative benefits of emergency control and emergency control in the future. ■

Module-1		**Teaching Hours**
Disturbances in Power Systems and their Effects: Sudden Disturbance, Predictable Disturbances, Forms of System Failure, Analysis Techniques, Trends in the Development of Analytical Techniques. **Some General Aspects of Emergency Control:** Definitions and Concepts used in Emergency Control, Some Standard Terminology, The Effects of Various Types of Fault or Disturbance on System Performance, Typical Pattern of the Development of a Sudden Disturbance, Conceptual Forms of Emergency Control, Effect of System Structure on the Need for and Implementation of Emergency Control, Design Criteria for Emergency Control Facilities.■		**08**
Revised Bloom's Taxonomy Level	L_1 – Remembering, L_2 – Understanding, L_3 – Applying.	
Module-2		
The Power System and its Operational and Control Infrastructure: Structure, The Functions of Interconnection, The Alternatives for Main Transmission, Security and Quality of Supply in Planning and Operation, Timescales in System Operation and Control, SCADA, Energy Management Systems, Communications and Telemetry,Telecommand, Distributed Generation, Flexible AC Transmission Systems (FACTS).		**08**
Revised Bloom's Taxonomy Level	L_1 – Remembering, L_2 – Understanding, L_3 – Applying, L_4 – Analysing.	
Module-3		
Measures to Minimize the Impact of Disturbances: Factors in Onset, Severity and Propagation of a Disturbance, Measures in the Planning Timescale to Minimize the Risk of a Disturbance, Measures in the Operational Timescale to Minimize the Risk and Impact of a Disturbance, Special Protection Schemes, Reduction in the Spread of Disturbances, Measures to Minimize the Impact of Predictable Disturbances, An Approach to Managing Resources, The Control Centre.■		**08**
Revised Bloom's Taxonomy Level	L_1 – Remembering, L_2 – Understanding, L_3 – Applying, L_4 – Analysing.	
Module-4		
The Natural Environment - Some Disturbances Reviewed: Introduction, Useful Sources of Information, Extreme Environmental Conditions, Noteworthy Disturbances,Incidents.		**08**

B.E ELECTRICAL AND ELECTRONICS ENGINEERING(EEE)
CHOICE BASED CREDIT SYSTEM (CBCS)
SEMESTER - VIII

17EE834 POWER SYSTEM IN EMERGENCIES(Professional Elective) (continued)

Module-4 (continued)		**Teaching Hours**
Restoration: Introduction, The Range of Disturbed System Conditions, Some General Issues in Restoration, Recovery from an Abnormal Operating Situation, Local Islanding or Localized Loss of Demand, The 'Black Start' Situation,Strategies for Restoration of the Whole System, Aides in Restoration Process, Problems Found in Restoration, Analysis, Simulation and Modelling in Blackstart, Restoration from a Foreseen Disturbance. **Training and Simulators for Emergency Control:** Introduction, Training in General, The Need for Operator Training, The Content of Training, Forms of Training, Training Simulators, The Use of Dispatch Training Simulators in Practice. ■		
Revised Bloom's Taxonomy Level	L_1 – Remembering, L_2 – Understanding.	
Module-5		
Plant Characteristics and Control Facilities for Emergency Control and Benefits to be Obtained: Introduction, The Characteristics and Facilities Required for Emergency Control, The System and Demand, System Control Costs for Emergencies, Indirect Costs, The Benefits of Emergency Control, Quantitative Aspects,Is Emergency Control Worthwhile? **Systems and Emergency Control in the Future:** Introduction, Changes in Organization, Restructuring, Unbundling and Emergency Control, Facilities for Emergency Control in the Future, Superconductivity, Contingency Planning and Crisis. ■		**08**
Revised Bloom's Taxonomy Level	L_1 – Remembering, L_2 – Understanding.	

Course outcomes:

At the end of the course the student will be able to:

- Explain disturbances that may occur in a power system and the impact of them on its operation.
- Give the definitions, concepts and standard terminology used in the literature on emergency control and discuss the effect of system structure on the form of emergency control
- Discuss the structure, function and alternatives for main transmission
- To discuss standards of security and quality of supply in planning and operation,timescales, tasks in system operation and control, SCADA facilities - functions, structure, performance criteria, data and human - computer interface
- To discuss energy management systems, communications, telemetry, telecommand and distributed generation.
- To discuss factors affecting the onset, severity and propagation of a disturbance, measures to minimize the risk
- To discuss weather related disturbances that can occur in the power systems and aids to the restoration process and problems which hinder restoration
- To discuss different simulators used in training, facilities and characteristics for emergency control, and benefits of emergency control and emergency control in the future. ■

Graduate Attributes (As per NBA)

Engineering Knowledge, Problem Analysis, Design/ Development of Solutions,Conduct investigations of complex problems, Modern Tool Usage, The Engineer and Society, Ethics, Individual and Team Work, Communication,Project Management and Finance, Life-long Learning.

Question paper pattern:

- The question paper will have ten questions.
- Each full question is for 16 marks.
- There will be 2full questions (with a maximum of four sub questions in one full question) from each

module.
- Each full question with sub questions will cover the contents under a module.
- Students will have to answer 5 full questions, selecting one full question from eachmodule.

Textbook

1	Power Systems in Emergencies: From Contingency Planning to Crisis Management	U. G. Knight	Wiley	1st Edition, 2001

INTERNSHIP / PROFESSIONAL PRACTICE
B.E., VIII Semester, Electrical and Electronics Engineering [As per Choice Based Credit System (CBCS) scheme]

Course Code	17EE84	CIE Marks	50
Number of Practical Hours/Week	--	Exam Hours	--
Total Number of Practical Hours	--	Exam Marks	50

Credits - 02

Course objectives:

Internship/Professional practice provide students the opportunity of hands-on experience that include personal training, time and stress management, interactive skills, presentations, budgeting, marketing, liability and risk management, paperwork, equipment ordering, maintenance, responding to emergencies etc. The objective are further,

- To put theory into practice.
- To expand thinking and broaden the knowledge and skills acquired through course work in the field.
- To relate to, interact with, and learn from current professionals in the field.
- To gain a greater understanding of the duties and responsibilities of a professional.
- To understand and adhere to professional standards in the field.
- To gain insight to professional communication including meetings, memos, reading, writing, public

Internship/Professional practice: Students under the guidance ofinternal guide/s and external guide shall take part in all the activities regularly to acquire as much knowledge as possible without causing any inconvenience at the place of internship.

Seminar: Each student, is required to

- Present the seminar on the internship orally and/or through power point slides.
- Answer the queries and involve in debate/discussion.
- Submit the report duly certified by the external guide.

The participants shall take part in discussion to foster friendly and stimulating environment in which the students are motivated to reach high standards and become self-confident.

Revised Bloom's Taxonomy Level	L_3 – Applying, L_4 – Analysing, L_5 – Evaluating, L_6 – Creating

Course outcomes:

At the end of the course the student will be able to:

- Gain practical experience within industry in which the internship is done.
- Acquire knowledge of the industry in which the internship is done.
- Apply knowledge and skills learned to classroom work.
- Develop a greater understanding about career options while more clearly defining personal career goals.
- Experience the activities and functions of professionals.
- Develop and refine oral and written communication skills.

Graduate Attributes (As per NBA):
Engineering Knowledge, Problem Analysis, Design / development of solutions, Conduct investigations of complex Problems, Modern Tool Usage, Engineers and society, Environment and sustainability, Ethics, Individual and Team work, Communication.

B.E ELECTRICAL AND ELECTRONICS ENGINEERING (EEE)
CHOICE BASED CREDIT SYSTEM (CBCS)
SEMESTER - VIII

17EE84INTERNSHIP / PROFESSIONAL PRACTICE(continued)

Continuous Internal Evaluation

CIE marks for the Internship/Professional practicereport (25 marks)and seminar (25 marks) shall be awarded (based on the quality of report and presentation skill, participation in the question and answer session by the student) by the committee constituted for the purpose by the Head of the Department. The committee shall consist of three faculty from the department with the senior most acting as the Chairman. ■

Semester End Examination

SEE marks for the project report (25 marks)and seminar (25 marks) shall be awarded (based on the quality of report and presentation skill, participation in the question and answer session) by the examiners appointed by the University.■

PROJECT WORK PHASE -II
B.E., VIII Semester, Electrical and Electronics Engineering
[As per Choice Based Credit System (CBCS) scheme]

Course Code	17EEP85	CIE Marks	100
Number of Practical Hours/Week	--	Exam Hours	--
Total Number of Practical Hours	--	Exam Marks	100

Credits - 06

Course objectives:

- To support independent learning.
- To guide to select and utilize adequate information from varied resources maintaining ethics.
- To guide to organize the work in the appropriate manner and present information (acknowledging the sources) clearly.
- To develop interactive, communication, organisation, time management, and presentation skills.
- To impart flexibility and adaptability.
- To inspire independent and team working.
- To expand intellectual capacity, credibility, judgement, intuition.
- To adhere to punctuality, setting and meeting deadlines.
- To instil responsibilities to oneself and others.
- To train students to present the topic of project work in a seminar without any fear, face audience confidently, enhance communication skill, involve in group discussion to present and exchange ideas. ■

Project Work Phase - II: Each student of the project batch shall involve in carrying out the project work jointly in constant consultation with internal guide, co-guide, and external guide and prepare the project report as per the norms avoiding plagiarism.

Revised Bloom's Taxonomy Level	L_3 – Applying, L_4 – Analysing, L_5 – Evaluating, L_6 – Creating

Course outcomes:

At the end of the course the student will be able to:

- Present the project and be able to defend it.
- Make links across different areas of knowledge and to generate, develop and evaluate ideas and information so as to apply these skills to the project task.
- Habituated to critical thinking and use problem solving skills
- Communicate effectively and to present ideas clearly and coherently in both the written and oral forms.
- Work in a team to achieve common goal.
- Learn on their own, reflect on their learning and take appropriate actions to improve it.

Graduate Attributes (As per NBA):

Engineering Knowledge, Problem Analysis, Design / development of solutions, Conduct investigations of complex Problems, Modern Tool Usage, Engineers and society, Environment and sustainability, Ethics, Individual and Team work, Communication.

Evaluation Procedure:

The Internal marks evaluation shall be based on project report and presentation of the same in a seminar.

Project Report: 50 marks. The basis for awarding the marks shall be the involvement of individual student of the project batch in carrying the project and preparation of project report. To be awarded by the internal guide in consultation with external guide if any.

Project Presentation: 50 marks. Each student of the project batch shall present the topic of Project Work Phase - II orally and/or through power point slides.

The Project Presentation marks of the Project Work Phase -II shall be awarded by the committee constituted for the purpose by the Head of the Department. The committee shall consist of three faculty from the department with the senior most acting as the Chairman.

The student shall be evaluated based on:

Presentation skill for 30 marks and ability in the Question and Answer session for 20 marks. ■

Semester End Examination

SEE marks for the project (100 marks)shall be awarded (based on the quality of report and presentation skill, participation in the question and answer session) as per the University norms by the examiners appointed VTU. ■

SEMINAR
B.E., VIII Semester, Electrical and Electronics Engineering
[As per Choice Based Credit System (CBCS) scheme]

Course Code	17EES86	CIE Marks	100
Number of Practical Hours/Week	--	Exam Hours	--
Total Number of Practical Hours	--	Exam Marks	--

Credits - 01

Course objectives:

The objective of the seminar is to inculcate self-learning, face audience confidently, enhance communication skill, involve in group discussion and present and exchange ideas.
Each student, under the guidance of a Faculty, is required to
Choose, preferably, a recent topic of his/her interest relevant to the Course of Specialization.

- Carryout literature survey, organize the Course topics in a systematic order.
- Prepare the report with own sentences.
- Type the matter to acquaint with the use of Micro-soft equation and drawing tools or any such facilities.
- Present the seminar topic orally and/or through power point slides.
- Answer the queries and involve in debate/discussion.
- Submit typed report with a list of references.

The participants shall take part in discussion to foster friendly and stimulating environment in which the students are motivated to reach high standards and become self-confident. ■

Revised Bloom's Taxonomy Level	L_3 – Applying, L_4 – Analysing, L_5 – Evaluating, L_6 – Creating

Course outcomes:

At the end of the course the student will be able to:

- Attain, use and develop knowledge in the field of electrical and electronics engineering and other disciplines through independent learning and collaborative study.
- Identify, understand and discuss current, real-time issues
- Improve oral and written communication skills
- Explore an appreciation of the self in relation to its larger diverse social and academic contexts.

Graduate Attributes (As per NBA):
Engineering Knowledge, Problem Analysis, Design / development of solutions, Conduct investigations of complex Problems, Modern Tool Usage, Engineers and society, Environment and sustainability, Ethics, Individual and Team work, Communication.

Evaluation Procedure:
The CIE marks for the seminar shall be awarded (based on the relevance of the topic, presentation skill, participation in the question and answer session and quality of report) by the committee constituted for the purpose by the Head of the Department. The committee shall consist of three faculties from the department with the senior most acting as the Chairman.

Marks distribution for internal assessment of the course 15EES86 seminar:
Seminar Report: 30 marks
Presentation skill:50 marks
Question and Answer:20 marks.■

Visvesvaraya Technological University

"Jnana Sangama" Belagavi-590018, Karnataka State, India

Dr. A. S. Deshpande B.E., M.Tech., Ph.D.
Registrar

Phone: (0831) 2498100
Fax: (0831) 2405467

Ref: VTU/Aca/A-9/2019-20/2004

Dated: 31 AUG 2020

CIRCULAR

Subject: Corrected 7th Semester Scheme of Teaching & Examination(Mechanical Engineering) 2017-18

Reference: Hon'ble Vice-Chancellor Approval Dated 28.08.2020

Concerning the subject cited above, the 7th-semester scheme of Teaching and Examination of Mechanical Engineering programme (20017-18 scheme) has been corrected for the error and the same is enclosed with this circular for information.

You are hereby informed to bring this to the notice of concerned. The updated 2017-18 scheme and syllabus of Mechanical Engineering is made available for students and staffs concerned on the web portal of VTU with the following link- https://vtu.ac.in/wp-content/uploads/2020/08/Mech-Engg.pdf

Encl: As mentioned above

Yours Sincerely

31.8.2020

REGISTRAR

To,
The Principal of Constituent and Affiliated Engineering Colleges of VTU Belagavi

CC to

1. Hon'ble Vice-Chancellor through the secretary to VC for information
2. The Chairperson BOS in Mechanical Engineering for information
3. Special Officer, Academic Section for information

B.E. Mechanical Engineering
III SEMESTER

Sl. No.	Subject Code	Title	Teaching Department	Teaching Hours /Week			Examination				Credits
				Lecture	Tutorial	Practical	Duration (Hours)	SEE Marks	CIE Marks	Total Marks	
1	17MAT31	Engineering Mathematics – III	Maths	04			03	60	40	100	4
2	17ME32	Materials Science	ME	04			03	60	40	100	4
3	17ME33	Basic Thermodynamics	ME	03	02		03	60	40	100	4
4	17ME34	Mechanics of Materials	ME	03	02		03	60	40	100	4
5	17ME35A/ 17ME35B	Metal Casting and Welding	ME	04			03	60	40	100	4
		Machine Tools and Operations	ME								
6	17ME36A/ 17ME36B	Computer Aided Machine Drawing	ME	01		4	03	60	40	100	3
		Mechanical Measurements and Metrology	ME	03							
7	17MEL37A/ 17MEL37B	Materials Testing Lab/	ME	1		2	03	60	40	100	2
		Mechanical Measurements and Metrology Lab	ME								
8	17MEL38A/ 17MEL38B	Foundry and Forging Lab	ME	1		2	03	60	40	100	2
		Machine Shop/	ME								
9	17KL/CPH39 /49	Kannada/Constitution of India, Professional Ethics and Human Rights	Humanities	1			01	30	20	50	1
TOTAL				22/24	04	08/04		510	340	850	28

B.E. Mechanical Engineering

IV SEMESTER

Sl. No	Subject Code	Title	Teaching Department	Teaching Hours /Week			Examination				Credits
				Lecte	Tutorial	Practical	Duration (Hours)	SEE Marks	CIE Marks	Total Marks	
1	17MAT41	Engineering Mathematics – III	Maths	04			03	60	40	100	04
2	17ME42	Kinematics of Machinery	ME	03	02		03	60	40	100	04
3	17ME43	Applied Thermodynamics	ME	03	02		03	60	40	100	04
4	17ME44	Fluid mechanics	ME	03	02		03	60	40	100	04
5	17ME45A/ 17ME45B	Metal Casting and Welding	ME	04			03	60	40	100	04
		Machine Tools and Operations	ME								
6	17ME46 A/ 17ME46B	Computer Aided Machine Drawing	ME	01		4	03	60	40	100	03
		Mechanical Measurements and Metrology	ME	03							
7	17MEL47A/ 17MEL47B	Materials Testing Lab/	ME	1		2	03	60	40	100	02
		Mechanical Measurements and Metrology Lab	ME								
8	17MEL48A/ 17MEL48B	Foundry and Forging Lab	ME	1		2	03	60	40	100	02
		Machine Shop/	ME								
9	17KL/CPH39/ 49	Kannada/Constitution of India, Professional Ethics and Human Rights	Humanities	1			01	30	20	50	1
TOTAL				**21/23**	**06**	**08/04**		**510**	**340**	**850**	**28**

B.E. Mechanical Engineering

V SEMESTER

Sl. No	Subject Code	Title	Teaching Hours /Week			Examination				Credits
			Lecture	Tutorial	Practical	Duration (Hours)	SEE Marks	CIE Marks	Total Marks	
1	17ME51	Management and Engineering Economics	3	2	0	03	60	40	100	4
2	17ME52	Dynamics of Machinery	3	2	0	03	60	40	100	4
3	17ME53	Turbo Machines	3	2	0	03	60	40	100	4
4	17ME54	Design of Machine Elements - I	3	2	0	03	60	40	100	4
5	17ME55X	Professional Elective-I	3	0	0	03	60	40	100	3
6	17ME56X	Open Elective-I	3	0	0	03	60	40	100	3
7	17MEL57	Fluid Mechanics & Machinery Lab	1	0	2	03	60	40	100	2
8	17MEL58	Energy Lab	1	0	2	03	60	40	100	2
TOTAL			**20**	**08**	**04**		**480**	**320**	60	40

Professional Elective-I		Open Elective-I	
17ME551	Refrigeration and Air-conditioning	17ME561	Optimization Techniques
17ME552	Theory of Elasticity	17ME562	Energy and Environment
17ME553	Human Resource Management	17ME563	Automation and Robotics
17ME554	Non Traditional Machining	17ME564	Project Management

1. **Core subject:** This is the course, which is to be compulsorily studied by a student as a core requirement to complete the requirement of a programme in a said discipline of study.
2. **Professional Elective:** Elective relevant to chosen specialization/ branch
3. **Open Elective**: Electives from other technical and/or emerging subject areas.

B.E. Mechanical Engineering

VI SEMESTER

Sl. No	Subject Code	Title	Teaching Hours /Week			Examination				Credits
			Lecture	Tutorial	Practical	Duration (Hours)	SEE Marks	CIE Marks	Total Marks	
1	17ME61	Finite Element Analysis	3	2	0	03	60	40	100	4
2	17ME62	Computer integrated Manufacturing	4	0	0	03	60	40	100	4
3	17ME63	Heat Transfer	3	2	0	03	60	40	100	4
4	17ME64	Design of Machine Elements -II	3	2	0	03	60	40	100	4
5	17ME65X	Professional Elective-II	3	0	0	03	60	40	100	3
6	17ME66X	Open Elective-II	3	0	0	03	60	40	100	3
7	17MEL67	Heat Transfer Lab	1	0	2	03	60	40	100	2
8	17MEL68	Modeling and Analysis Lab(FEA)	1	0	2	03	60	40	100	2
TOTAL			**21**	**6**	**04**		**480**	**320**	60	40

Professional Elective-II		Open Elective-II	
17ME651	Computational Fluid Dynamics	17ME661	Energy Auditing
17ME652	Mechanics of Composite Materials	17ME662	Industrial Safety
17ME653	Metal Forming	17ME663	Maintenance Engineering
17ME654	Tool Design	17ME664	Total Quality Management
17ME655	Automobile Engineering		

1. **Core subject:** This is the course, which is to be compulsorily studied by a student as a core requirement to complete the requirement of a programme in a said discipline of study.
2. **Professional Elective:** Elective relevant to chosen specialization/ branch
3. **Open Elective**: Electives from other technical and/or emerging subject areas.

VISVESVARAYA TECHNOLOGICAL UNIVERSITY BELAGAVI
CHOICE BASED CREDIT SYSTEM (CBCS)
SCHEME OF TEACHING AND EXAMINATION (2017)

B.E. in MECHANICAL ENGINEERING

VII SEMESTER

Sl. No	Subject Code	Title	Teaching Hours /Week			Examination				Credits
			Lecture (L)	Tutorial (T)	Practical (P)	Duration (Hours)	SEE Marks	CIE Marks	Total Marks	
1	17ME71	Energy Engineering	3	2	0	03	60	40	100	4
2	17ME72	Fluid Power Systems	4	0	0	03	60	40	100	4
3	17ME73	Control Engineering	3	2	0	03	60	40	100	4
4	17ME74X	Professional Elective - III	3	0	0	03	60	40	100	3
5	17ME75X	Professional Elective-IV	3	0	0	03	60	40	100	3
6	17MEL76	Design Lab	1	0	2	03	60	40	100	2
7	17MEL77	CIM Lab	1	0	2	03	60	40	100	2
8	17MEP78	Project Phase – I	-	-	03	-	--	100	100	2
TOTAL			**18**	**4**	**07**	**21**	**420**	**380**	**800**	**24**

Professional Elective-III	
17ME741	Design of Thermal Equipment's
17ME742	Tribology
17ME743	Financial Management
17ME744	Design for Manufacturing
17ME745	Smart Materials & MEMS

Professional Elective-IV	
17ME751	Automotive Electronics
17ME752	Fracture Mechanics
17ME753	**Mechatronics**
17ME754	**Advanced Vibrations**

Core subject: This is the course, which is to be compulsorily studied by a student as a core requirement to complete the requirement of a programme in a said discipline of study. **Professional Elective:** Elective relevant to chosen specialization/ branch

VISVESVARAYA TECHNOLOGICAL UNIVERSITY BELAGAVI
CHOICE BASED CREDIT SYSTEM (CBCS)
SCHEME OF TEACHING AND EXAMINATION (2017)

B.E. in MECHANICAL ENGINEERING

VIII SEMESTER

Sl. No	Subject Code	Title	Teaching Hours /Week			Examination				Credits
			Lecture	Tutorial	Practical	Duration (Hours)	SEE Marks	CIE Marks	Total Marks	
1	17ME81	Operations Research	03	02	00	03	60	40	100	4
2	17ME82	Additive Manufacturing	04	00	00	03	60	40	100	4
3	17ME83X	Professional Elective - V	03	00	00	03	60	40	100	3
4	17ME84	Internship / Professional Practice	Industry Oriented			03	50	50	100	2
5	17ME85	Project Phase – II	--	06	--	03	100	100	200	6
6	17MES86	Seminar	--	04	--	--	--	100	100	1
TOTAL			**10**	**12**	**00**	15	**330**	**370**	**700**	**20**

Professional Elective-V	
15ME831	Cryogenics
15ME832	Experimental Stress Analysis
15ME833	Theory of Plasticity
15ME834	Green Manufacturing
15ME835	Product life cycle management

Core subject: This is the course, which is to be compulsorily studied by a student as a core requirement to complete the requirement of a programme in a said discipline of study. **Professional Elective:** Elective relevant to chosen specialization/ branch. **Internship / Professional Practice:** To be carried out between 6th& 7th semester vacation or 7th& 8th semester vacation

B.E, III Semester, Mechanical Engineering
[As per Choice Based Credit System (CBCS) scheme]
MATERIAL SCIENCE

Course Code	**17ME32**	**CIE Marks**	**40**
Number of Lecture Hours/Week	**04**	**SEE Marks**	**60**
Total Number of Lecture Hours	**50(10 Hours per Module)**	**Exam Hours**	**03**

Credits – 04

Course Objectives:

- **The foundation for understanding the structure and various modes of failure in materials common in mechanical engineering.**
- **Topics are designed to explore the mechanical properties of metals and their alloys, polymers, ceramics ,smart materials and composites.**
- **The means of modifying such properties, as well as the processing and failure of materials.**
- **Concepts of use of materials for various applications are highlighted.**

Module - 1

Basics, Mechanical Behavior, Failure of Materials

Introduction to Crystal Structure – Coordination number, atomic packing factor, Simple Cubic, BCC, FCC and HCP Structures, Crystal imperfections – point, line, surface and volume imperfections, Atomic Diffusion: Phenomenon, Fick's laws of diffusion;Factors affecting diffusion.

Mechanical Behavior:

Stress-strain diagrams showing ductile and brittle behavior of materials, Engineering and true strains, Linear and non-linear elastic behavior and properties, Mechanical properties in plastic range. Stiffness, Yield strength, Offset Yield strength, Ductility, Ultimate Tensile strength, Toughness, Plastic deformation of single crystal by slip and twinning, Mechanisms of strengthening in metals

Fracture: Type I, Type II and Type III,

Fatigue: Types of fatigue loading with examples, Mechanism of fatigue, Fatigue properties, S-N diagram, Fatigue testing. **Creep:** Description of the phenomenon with examples, three stages of creep, creep properties, Stress relaxation. Concept of fracture toughness.

Module - 2

Alloys, Steels, Solidification

Concept of formation of alloys: Types of alloys, solid solutions, factors affecting solid solubility (Hume Rothery rules), Binary phase diagrams: Eutectic, and Eutectoid systems, Lever rule, Substitutional and interstitial solid solutions, Intermediate phases, Gibbs phase rule Effect of non- equilibrium cooling, Coring and Homogenization Iron-Carbon (Cementite) diagram: description of phases, Specifications of steels. Solidification: Mechanism of solidification, Homogenous and Heterogeneous nucleation, Crystal growth, Numerical on lever rule

Module - 3

Heat Treatment, Ferrous and Non-Ferrous Alloys

Heat treating of metals: Time-Temperature-Transformation (TTT) curves, Continuous Cooling Transformation (CCT) curves, Annealing: Recovery, Recrystallization and Grain growth, Types of annealing, Normalizing, Hardening, Tempering, Martempering, Austempering, Concept of hardenability, Factors affecting it hardenability, surface hardening methods: carburizing, cyaniding, nitriding, flame hardening and induction hardening, Age hardening of aluminum-copper alloys

and PH steels. Ferrous materials: Properties, Compositions and uses of Grey cast iron, Malleable iron, SG iron and steel,

Module - 4

Other Materials, Material Selection

Ceramics: Structure types and properties and applications of ceramics. Mechanical / Electrical behavior and processing of Ceramics.

Plastics: Various types of polymers/plastics and their applications. Mechanical behaviors and processing of plastics, Failure of plastics.

Other materials: Smart materials and Shape Memory alloys, properties and applications.

Module - 5

Composite Materials

Composite materials - Definition, classification, types of matrix materials & reinforcements,Metal Matrix Composites (MMCs), Ceramic Matrix Composites (CMCs) and Polymer Matrix Composites (PMCs), Particulate-reinforced and fiber-reinforced composites, Fundamentals of production of composites, Processes for production of composites, Constitutive relations of composites, Numerical problems on determining properties of composites.

Course outcomes:

- **Describe the mechanical properties of metals, their alloys and various modes of failure.**
- **Understand the microstructures of ferrous and non-ferrous materials to mechanical properties.**
- **Explain the processes of heat treatment of various alloys.**
- **Understand the properties and potentialities of various materials available and material selection procedures.**
- **Know about composite materials and their processing as well as applications.**

TEXT BOOKS:

1. Smith, Foundations of Materials Science and Engineering, 4th Edition, McGraw Hill, 2009.
2. William D. Callister, Material science and Engineering and Introduction, Wiley, 2006.

REFERENCE BOOKS

1. V.Raghavan, Materials Science and Engineering, , PHI, 2002
2. Donald R. Askland and Pradeep.P. Phule, The Science and Engineering of Materials, Cengage Learning, 4lh Ed., 2003.
3. George Ellwood Dieter, Mechanical Metallurgy, McGraw-Hill.
4. ASM Handbooks, American Society of Metals.

BASIC THERMODYNAMICS
B.E, III Semester, Mechanical Engineering
[As per Choice Based Credit System (CBCS) scheme]

Course Code	17ME33	CIE Marks	40
Number of Lecture Hours/Week	04	SEE Marks	60
Total Number of Lecture Hours	50(10 Hours per Module)	Exam Hours	03

Credits – 04

Course Objectives:

- **Learn about thermodynamic systems and boundaries**
- **Study the basic laws of thermodynamics including, conservation of mass, conservation of energy or first law , second law and Zeroth law.**
- **Understand various forms of energy including heat transfer and work**
- **Identify various types of properties (e.g., extensive and intensive properties)**
- **Use tables, equations, and charts, in evaluation of thermodynamic properties**
- **Apply conservation of mass, first law, and second law in thermodynamic analysis of systems (e.g., turbines, pumps, compressors, heat exchangers, etc.)**
- **Enhance their problem solving skills in thermal engineering**

Module - 1

Fundamental Concepts & Definitions: Thermodynamic definition and scope, Microscopic and Macroscopic approaches. Some practical applications of engineering thermodynamic Systems, Characteristics of system boundary and control surface, examples. Thermodynamic properties; definition and units, intensive , extensive properties, specific properties, pressure, specific volume Thermodynamic state, state point, state diagram, path and process, quasi-static process, cyclic and non-cyclic; processes;Thermodynamic equilibrium; definition, mechanical equilibrium; diathermic wall, thermal equilibrium, chemical equilibrium, Zeroth law of thermodynamics, Temperature; concepts, scales, international fixed points and measurement of temperature. Constant volume gas thermometer, constant pressure gas thermometer, mercury in glass thermometer

Work and Heat: Mechanics, definition of work and its limitations. Thermodynamic definition of work; examples, sign convention. Displacement work; as a part of a system boundary, as a whole of a system boundary, expressions for displacement work in various processes through p-v diagrams. Shaft work; Electrical work. Other types of work. Heat; definition, units and sign convention. Problems

L1 , L2

Module - 2

First Law of Thermodynamics: Joules experiments, equivalence of heat and work. Statement of the First law of thermodynamics, extension of the First law to non - cyclic processes, energy, energy as a property, modes of energy, Extension of the First law to control volume; steady flow energy equation(SFEE), important applications.

Second Law of Thermodynamics: limitations of first law of thermodynamics Devices converting heat to work; (a) in a thermodynamic cycle, (b) in a mechanical cycle. Thermal reservoir, Direct heat engine; schematic representation and efficiency. Devices converting work to heat in a thermodynamic cycle; reversed heat engine, schematic representation, coefficients of performance. Kelvin - Planck statement of the Second law of Thermodynamics; PMM I and PMM II, Clausius statement of Second law of Thermodynamics, Equivalence of the two statements; Carnot cycle, Carnot principles. Problems

L1 , L2, L3

Module - 3

Reversibility: Definitions of a reversible process, reversible heat engine, importance and superiority of a reversible heat engine and irreversible processes; factors that make a process irreversible, reversible heat engines. Unresisted expansion, remarks on Carnot's engine, internal and external reversibility, Definition of the thermodynamic temperature scale. Problems

Entropy: Clasius inequality, Statement- proof, Entropy- definition, a property, change of entropy, entropy as a quantitative test for irreversibility, principle of increase in entropy, entropy as a coordinate.

L1 , L2, L3

Module - 4

Availability, Irreversibility and General Thermodynamic relations. Introduction**,** Availability (Exergy), Unavailable energy, Relation between increase in unavailable energy and increase in entropy. Maximum work, maximum useful work for a system and control volume, irreversibility, second law efficiency.

Pure Substances: P-T and P-V diagrams, triple point and critical points. Sub-cooled liquid, saturated liquid, mixture of saturated liquid and vapor, saturated vapor and superheated vapor states of pure substance with water as example. Enthalpy of change of phase (Latent heat). Dryness fraction (quality), T-S and H-S diagrams, representation of various processes on these diagrams. Steam tables and its use. Throttling calorimeter, separating and throttling calorimeter.

L1 , L2, L3

Module - 5

Ideal gases: Ideal gas mixtures, Daltons law of partial pressures, Amagat's law of additive volumes, evaluation of properties of perfect and ideal gases, Air- Water mixtures and related properties.

Real gases – Introduction , Van-der Waal's Equation of state, Van-der Waal's constants in terms of critical properties, Beattie-Bridgeman equation , Law of corresponding states, compressibility factor; compressibility chart.Difference between Ideal and real gases.

L1 , L2

Course outcomes:

- Explain thermodynamic systems, properties, Zeroth law of thermodynamics, temperature scales and energy interactions.
- Determine heat, work, internal energy, enthalpy for flow & non flow process using First and Second Law of Thermodynamics.
- Interpret behavior of pure substances and its applications to practical problems.
- Determine change in internal energy, change in enthalpy and change in entropy using TD relations for ideal gases.
- Calculate Thermodynamics properties of real gases at all ranges of pressure, temperatures using modified equation of state including Vander Waals equation, Redlich Wong equation and Beattie-

TEXT BOOKS:

1. Basic Engineering Thermodynamics, A.Venkatesh, Universities Press, 2008
2. Basic and Applied Thermodynamics, P.K.Nag, 2nd Ed., Tata McGraw Hill Pub. 2002

REFERENCE BOOKS

1. Thermodynamics, An Engineering Approach, YunusA.Cenegal and Michael A.Boles, Tata McGraw Hill publications, 2002
2. Engineering Thermodynamics, J.B.Jones and G.A.Hawkins, John Wiley and Sons..
3. Fundamentals of Classical Thermodynamics, G.J.VanWylen and R.E.Sonntag, Wiley Eastern.
4. An Introduction to Thermodynamcis, Y.V.C.Rao, Wiley Eastern, 1993,
5. B.K Venkanna, Swati B. Wadavadagi "Basic Thermodynamics, PHI, New Delhi, 2010

MECHANICS OF MATERIALS
B.E, III Semester, Mechanical Engineering
[As per Choice Based Credit System (CBCS) scheme]

Course Code	**17ME34**	**CIE Marks**	**40**
Number of Lecture Hours/Week	**04**	**SEE Marks**	**60**
Total Number of Lecture Hours	**50(10 Hours per Module)**	**Exam Hours**	**03**

Credits – 04

Course Objectives:

- **Classify the stresses into various categories and define elastic properties of materials and compute stress and strain intensities caused by applied loads in simple and compound sections and temperature changes.**
- **Derive the equations for principal stress and maximum in-plane shear stress and calculate their magnitude and direction. Draw Mohr circle for plane stress system and interpret this circle.**
- **Determine the shear force, bending moment and draw shear force and bending moment diagrams, describe behavior of beams under lateral loads.**
- **Explain the structural behavior of members subjected to torque, Calculate twist and stress induced in shafts subjected to bending and torsion.**
- **Understand the concept of stability and derive crippling loads for columns.**
- **Understand the concept of strain energy and compute strain energy for applied loads.**

Module - 1

Stress and Strain: Introduction, Hooke's law, Calculation of stresses in straight, Stepped and tapered sections, Composite sections, Stresses due to temperature change, Shear stress and strain, Lateral strain and Poisson's ratio, Generalized Hooke's law, Bulk modulus, Relationship between elastic constants.

Module - 2

Analysis of Stress and Strain: Plane stress, Stresses on inclined planes, Principal stresses and maximum shear stress, Principal angles, Shear stresses on principal planes, Maximum shear tress, Mohr circle for plane stress conditions.

Cylinders: Thin cylinder: Hoop's stress, maximum shear stress, circumferential and longitudinal strains, Thick cylinders: Lames equations.

Module - 3

Shear Forces and Bending Moments: Type of beams, Loads and reactions, Relationship between loads, shear forces and bending moments, Shear force and bending moments of cantilever beams, Pin support and roller supported beams subjected to concentrated loads and uniformly distributed constant / varying loads.

Stress in Beams: Pure bending, Curvature of a beam, Longitudinal strains in beams, Normal stresses in Beams with rectangular, circular,'I' and 'T' cross sections, Flexure Formula, Bending Stresses.

Module - 4

Torsion: Circular solid and hallow shafts, Torsional moment of resistance, Power transmission of straight and stepped shafts, Twist in shaft sections, Thin tubular sections, Thin walled sections

Columns: Buckling and stability, Critical load, Columns with pinned ends, Columns with other support conditions, Effective length of columns, Secant formula for columns.

Module - 5

Strain Energy: Castigliano's theorem I and II, Load deformation diagram, Strain energy due to normal stresses, Shear stresses, Modulus of resilience, Strain energy due to bending and torsion.

Theories of Failure: Maximum Principal stress theory, Maximum shear stress theory.

Course outcomes:

- **Understand simple, compound, thermal stresses and strains their relations, Poisson's ratio, Hooke's law, mechanical properties including elastic constants and their relations**.
- **Determine stresses, strains and deformations in bars with varying circular and rectangular cross-sections subjected to normal and temperature loads**
- **Determine plane stress, principal stress, maximum shear stress and their orientations using analytical method and Mohr's circle**
- **Determine the dimensions of structural members including beams, bars and rods using Energy methods and also stress distribution in thick and thin cylinders**
- **Draw SFD and BMD for different beams including cantilever beams, simply supported beams and overhanging beams subjected to UDL, UVL, Point loads and couples**
- **Determine dimensions, bending stress, shear stress and its distribution in beams of circular, rectangular, symmetrical I and T sections subjected to point loads and UDL**
- **Determine the dimensions of shafts based on torsional strength, rigidity and flexibility and also elastic stability of columns using Rankin's and Euler's theory**

TEXT BOOKS:

1. James M Gere, Barry J Goodno, Strength of Materials, Indian Edition, Cengage Learning, 2009.
2. R Subramanian, Strength of Materials, Oxford, 2005.

REFERENCE BOOKS

1. S S Rattan, Strength of Materials, Second Edition, McGraw Hill, 2011.
2. Ferdinand Beer and Russell Johston, Mechanics of materials, Tata McGraw Hill, 2003.

METAL CASTING AND WELDING
B.E, III/IV Semester, Mechanical Engineering
[As per Choice Based Credit System (CBCS) scheme]

Course Code	**17ME35 A /45A**	**CIE Marks**	**40**
Number of Lecture Hours/Week	**04**	**SEE Marks**	**60**
Total Number of Lecture Hours	**50(10 Hours per Module)**	**Exam Hours**	**03**

Credits – 04

Course Objectives:

- **To provide detailed information about the moulding processes.**
- **To provide knowledge of various casting process in manufacturing.**
- **To impart knowledge of various joining process used in manufacturing.**
- **To provide adequate knowledge of quality test methods conducted on welded and casted components.**

Module - 1

INTRODUCTION & BASIC MATERIALS USED IN FOUNDRY

Introduction: Definition, Classification of manufacturing processes. Metals cast in the foundry-classification, factors that determine the selection of a casting alloy.

Introduction to casting process & steps involved. Patterns: Definition, classification, materials used for pattern, various pattern allowances and their importance.

Sand molding: Types of base sand, requirement of base sand. Binder, Additives definition, need and types

Preparation of sand molds: Molding machines- Jolt type, squeeze type and Sand slinger. Study of important molding process: Green sand, core sand, dry sand, sweep mold, CO2 mold, shell mold, investment mold, plaster mold, cement bonded mold.Cores: Definition, need, types. Method of making cores, concept of gating (top, bottom, parting line, horn gate) and risering (open, blind) Functions and types

Module - 2

MELTING & METAL MOLD CASTING METHODS

Melting furnaces: Classification of furnaces, Gas fired pit furnace, Resistance furnace, Coreless induction furnace, electric arc furnace, constructional features & working principle of cupola furnace.

Casting using metal molds: Gravity die casting, pressure die casting, centrifugal casting, squeeze casting, slush casting, thixocasting, and continuous casting processes

Module - 3

SOLIDIFICATION & NON FERROUS FOUNDRY PRACTICE

Solidification: Definition, Nucleation, solidification variables, Directional solidification-need and methods. Degasification in liquid metals-Sources of gas, degasification methods.

Fettling and cleaning of castings: Basic steps involved. Sand Casting defects- causes, features and remedies. Advantages & limitations of casting process

Nonferrous foundry practice: Aluminum castings - Advantages, limitations, melting of aluminum using lift-out type crucible furnace. Hardeners used, drossing, gas absorption, fluxing and flushing, grain refining, pouring temperature. Stir casting set up, procedure, uses, advantages and limitations.

Module - 4

WELDING PROCESS

Welding process: Definition, Principles, Classification, Application, Advantages & limitations of welding. Arc welding: Principle, Metal arc welding (MAW), Flux Shielded Metal Arc Welding (FSMAW), Inert Gas Welding (TIG & MIG) Submerged Arc Welding (SAW) and Atomic Hydrogen Welding (AHW).

Special type of welding: Resistance welding principles, Seam welding, Butt welding, Spot welding and Projection welding. Friction welding, Explosive welding, Thermit welding, Laser welding and electron beam welding.

Module - 5

SOLDERING , BRAZING AND METALLURGICAL ASPECTS IN WELDING

Structure of welds, Formation of different zones during welding, Heat Affected Zone (HAZ), Parameters affecting HAZ. Effect of carbon content on structure and properties of steel, Shrinkage in welds& Residual stresses, Concept of electrodes, filler rod and fluxes. Welding defects- Detection, causes & remedy.

Soldering, brazing, gas welding: Soldering, Brazing, Gas Welding: Principle, oxy-Acetylene welding, oxy-hydrogen welding, air-acetylene welding, Gas cutting, powder cutting.

Inspection methods: Methods used for inspection of casting and welding. Visual, magnetic particle, fluorescent particle, ultrasonic. Radiography, eddy current, holography methods of inspection.

Course outcomes:

- **Describe the casting process, preparation of Green, Core, dry sand molds and Sweep, Shell, Investment and plaster molds.**
- **Explain the Pattern, Core, Gating, Riser system and Jolt, Squeeze, Sand Slinger Molding Machines.**
- **Compare the Gas fired pit, Resistance, Coreless, Electrical and Cupola Metal Furnaces.**
- **Compare the Gravity, Pressure die, Centrifugal, Squeeze, slush and Continuous Metal mold castings.**
- **Explain the Solidification process and Casting of Non-Ferrous Metals.**
- **Describe the Metal Arc, TIG, MIG, Submerged and Atomic Hydrogen Welding processes used in manufacturing.**
- **Explain the Resistance spot, Seam, Butt, Projection, Friction, Explosive, Thermit, Laser and Electron Beam Special type of welding process used in manufacturing.**
- **Describe the Metallurgical aspects in Welding and inspection methods for the quality assurance of components made of casting and joining process.**

TEXT BOOKS:

1. **"Manufacturing Process-I",** Dr.K.Radhakrishna, Sapna Book House,5th Revised Edition 2009.
2. **"Manufacturing & Technology"**: Foundry Forming and Welding,P.N.Rao, 3rd Ed., Tata McGraw Hill, 2003.

REFERENCE BOOKS

1. **"Process and Materials of Manufacturing**", Roy A Lindberg, 4th Ed.Pearson Edu. 2006.
2. **"Manufacturing Technology**", SeropeKalpakjian, Steuen. R. Sechmid,Pearson Education Asia, 5th Ed. 2006.
3. **"Principles of metal casting"**, Rechard W. Heine, Carl R. LoperJr., Philip C. Rosenthal, Tata McGraw Hill Education Private Limited Ed.1976.

MACHINE TOOLS AND OPERATIONS
B.E, III/IV Semester, Mechanical Engineering
[As per Choice Based Credit System (CBCS) scheme]

Course Code	**17ME35 B / 45B**	**CIE Marks**	**40**
Number of Lecture Hours/Week	**04**	**SEE Marks**	**60**
Total Number of Lecture Hours	**50(10 Hours per Module)**	**Exam Hours**	**03**

Credits – 04

Course Objectives:

- **To introduce students to different machine tools in order to produce components having different shapes and sizes.**
- **To enrich the knowledge pertaining to relative motion and mechanics required for various machine tools.**
- **To develop the knowledge on mechanics of machining process and effect of various parameters on economics of machining.**

Module - 1

MACHINE TOOLS

Introduction, Classification, construction and specifications of lathe, drilling machine, milling machine, boring machine, broaching machine, shaping machine, planning machine, grinding machine [**Simple sketches showing major parts of the machines**]

Module - 2

MACHINING PROCESSES

Introduction, Types of motions in machining, turning and Boring, Shaping, Planningand Slotting, Thread cutting, Drilling and reaming, Milling, Broaching, Gear cutting and Grinding, Machining parameters and related quantities.

[Sketches pertaining to relative motions between tool and work piece only]

Module - 3

CUTTING TOOL MATERIALS, GEOMETRY AND SURFACE FINISH

Introduction, desirable Properties and Characteristics of cutting tool materials, cutting tool geometry, cutting fluids and its applications, surface finish, effect of machining parameters on surface finish.

Machining equations for cutting operations: Turning, Shaping, Planing, slab milling, cylindrical grinding and internal grinding, Numerical Problems

Module - 4

MECHANICS OF MACHINING PROCESSES

Introduction, Chip formation, Orthogonal cutting, Merchants model for orthogonal cutting, Oblique cutting, Mechanics of turning process, Mechanics of drilling process, Mechanics of milling process, Numerical problems.

Module - 5

TOOL WEAR, TOOL LIFE: Introduction, tool wear mechanism, tool wear equations, tool life equations, effect of process parameters on tool life, machinability, Numerical problems

ECONOMICS OF MACHNING PROCESSES: Introduction, choice of feed, choice of cutting speed, tool life for minimum cost and minimum production time, machining at maximum efficiency, Numerical problems

Course outcomes:

- **Explain the construction & specification of various machine tools.**
- **Describe various machining processes pertaining to relative motions between tool & work piece.**
- **Discuss different cutting tool materials, tool nomenclature & surface finish.**
- **Apply mechanics of machining process to evaluate machining time.**
- **Analyze tool wear mechanisms and equations to enhance tool life and minimize machining cost.**

TEXT BOOKS:

1. Fundamentals of metal cutting and Machine Tools, B.L. Juneja, G.S. Sekhon and Nitin Seth, New Age International Publishers 2nd Edition, 2003
2. All about Machine Tools, Heinrich Gerling, New Age International Publishers revised 2nd Edition, 2006

REFERENCE BOOKS

1. Fundamental of Machining and Machine Tools, Geoffrey Boothroyd and Winston A. Knight, CRC Taylor& Francis, Third Edition.
2. Metal cutting principles, Milton C. Shaw, Oxford University Press, Second Edition,2005.

COMPUTER AIDED MACHINE DRAWING
B.E, III/IV Semester, Mechanical Engineering
[As per Choice Based Credit System (CBCS) scheme]

Course Code	**17ME36 A / 46A**	**CIE Marks**	**40**
Number of Hours/Week	**05**	**SEE Marks**	**60**
Total Number of Hours	**50(10 Hours per Module)**	**Exam Hours**	**03**
Credits – 03			

Course Objectives:

- **To acquire the knowledge of CAD software and its features.**
- **To inculcate understanding of the theory of projection and make drawings using orthographic projections and sectional views**
- **To familiarize the students with Indian Standardson drawing practices.**
- **To impart knowledge of thread forms, fasteners, keys,joints and couplings.**
- **To make the students understand and interpret drawings of machine components so as to prepare assembly drawings either manually and using CAD packages.**
- **To acquire the knowledge of limits,tolerances and fitspertaining to machine drawings.**

PART A

INTRODUCTION TO COMPUTER AIDED SKETCHING

Review of graphic interface of the software. Review of basic sketching commands and navigational commands. 2 Hours

Sections of Solids: Sections of Pyramids, Prisms, Cubes, Tetrahedrons, Cones and Cylinders resting only on their bases (No problems on, axis inclinations, spheres and hollow solids), True shape of section. 4 Hours

Orthographic views: Conversion of pictorial views into orthographic projections of simple machine partswith or without section. (Bureau of Indian Standards conventions are to be followed for the drawings), Hidden line conventions, Precedence of lines. 4 Hours

Thread forms: Thread terminology, sectional views of threads. ISO Metric (Internal & External), BSW (Internal and External), square, Acme and Sellers thread, American Standard thread.

Fasteners: Hexagonal headed bolt and nut with washer (assembly), square headed bolt and nut with washer (assembly) simple assembly using stud bolts with nut and lock nut. Flanged nut, slotted nut, taper and split pin for locking, counter sunk head screw, grub screw, Allen screw. 8 Hours

PART B

Keys and Joints: Parallel, Taper, Feather Key, Gib head key and Woodruff key

Riveted joints: Single and double riveted lap joints, Butt joints with single/double cover straps (Chain and zigzag using snap head riveters).

Joints: Cotter joint (socket and spigot), Knuckle joint (pin joint) for two rods.8 Hours

Couplings: Split muff coupling, Protected type flange coupling, Pin (bush) type flexible coupling, Oldham's coupling and Universal coupling (Hook's Joint). 6 Hours

PART C

Limits, Fits and Tolerances: Introduction, Fundamental tolerances, Deviations, Methods of placing limit dimensions, Types of fits with symbols and applications, Geometrical tolerances on drawings, Standards followed in industry. 3 Hours

Assembly Drawings: (Part drawings shall be given)

1. Plummer block (Pedestal Bearing)
2. Rams Bottom Safety Valve
3. I.C. Engine connecting rod
4. Screw jack (Bottle type)
5. Tailstock of lathe
6. Machine vice
7. Lathe square tool post 15 Hours

Course outcomes:

- **Sections of pyramids, prisms, cubes, cones and cylinders resting on their bases in 2D**
- **Orthographic views of machine parts with and without sectioning in 2D.**
- **Sectional views for threads with terminologies of ISO Metric, BSW, square and acme, sellers and American standard threads in 2D.**
- **Hexagonal and square headed bolt and nut with washer, stud bolts with nut and lock nut, flanged nut, slotted nut, taper and split pin for locking counter sunk head screw, grub screw, Allen screw assemblies in 2D**
- **Parallel key, Taper key, and Woodruff Key as per the ISO standards in 2D**
- **single and double riveted lap joints, butt joints with single/double cover straps, cotter and knuckle joint for two rods in 2D**
- **Sketch split muff, protected type flanged, pin type flexible, Oldham's and universal couplings in 2D**
- **assemblies from the part drawings with limits ,fits and tolerance given for Plummer block, Ram bottom safety valve, I.C. Engine connecting rod, Screw Jack, Tailstock of lathe, Machine Vice and Lathe square tool post in 2D and 3D**

TEXT BOOKS:

1. 'A Primer on Computer Aided Machine Drawing-2007', Published by VTU, Belgaum.
2. 'Machine Drawing', N.D.Bhat&V.M.Panchal, Published by Charotar Publishing House, 1999.
3. 'Machine Drawing', N.Siddeshwar, P.Kannaih, V.V.S. Sastri, published by Tata Mc.Grawhill, 2006.

REFERENCE BOOKS

1. "A Text Book of Computer Aided Machine Drawing", S. Trymbakaa Murthy, CBS Publishers, New Delhi, 2007.
2. 'Machine Drawing', K.R. Gopala Krishna, Subhash publication.

Internal Assessment: 20 Marks

Sketches shall be in sketch books and drawing shall through use of software on A3/A4 sheets. Sketch book and all the drawing printouts shall be submitted.

Scheme of Evaluation for Internal Assessment (40 Marks)

(a) Class work (Sketching and Computer Aided Machine drawing printouts in A4/A3 size sheets): 20Marks.
(b) Internal Assessment test in the same pattern as that of the main examination: 20 marks.

Scheme of Examination:

Two questions to be set from each Part A, part B and Part C.
Student has to answer one question each from Part A, Part B for 15 marks each and one question from Part C for 50 marks.

Part A 1 x 25 = 25 Marks
Part B 1 x 25 = 25 Marks
Part C 1 x 50 = 50 Marks
Total = 100 Marks

INSTRUCTION FOR COMPUTER AIDED MACHINE DRAWING (15ME36A/46A) EXAMINATION

1. No restriction of timing for sketching/ computerization of solutions. The total duration is 3 hours.
2. It is desirable to do sketching of all the solutions before computerization.
3. Drawing instruments may be used for sketching.
4. For Part A and Part B, 2D drafting environment should be used.
5. For Part C 3D part environment should be used for parts assembly drawing and extract 2D views.

MECHANICAL MEASUREMENTS AND METROLOGY
B.E, III/IV Semester, Mechanical Engineering
[As per Choice Based Credit System (CBCS) scheme]

Course Code	**17ME36 B / 46B**	**CIE Marks**	**40**
Number of Lecture Hours/Week	**03**	**SEE Marks**	**60**
Total Number of Lecture Hours	**50(10 Hours per Module)**	**Exam Hours**	**03**

Credits – 03

Course Objectives:

- **Understand metrology, its advancements & measuring instruments,**
- **Acquire knowledge on different standards of length, calibration of End Bars, linear and angular measurements, Screw thread and gear measurement & comparators.**
- **Equip with knowledge of limits, fits, tolerances and gauging.**
- **Acquire knowledge of measurement systems and methods with emphasis on different transducers, intermediate modifying and terminating devices.**
- **Understand the measurement of Force, Torque, Pressure, Temperature and Strain.**

Module - 1

MACHINE TOOLS

Introduction to Metrology: Definition, objectives and concept of metrology, Need of inspection, Principles, process, methods of measurement, Classification and selection of measuring instruments and systems. Accuracy, precision and errors in measurement.

System of measurement, Material Standard, Wavelength Standards, Subdivision of standards, Line and End standards, Classification of standards and Traceability, calibration of End bars (Numerical Problems), standardization.

Linear Measurement and angular measurements:

Slip gauges- Indian standards on slip gauge, method of selection of slip gauge, stack of slip gauge, adjustable slip gauge, wringing of slip gauge, care of slip gauge, slip gauge accessories, problems on building of slip gauges (M87, M112).

Measurement of angles- sine bar, sine center, angle gauges, optical instruments for angular measurements, Auto collimator-applications for measuring straightness and squareness.

Module - 2

System of Limits, Fits, Tolerance and Gauging:

Definition of tolerance, Specification in assembly, Principle of interchangeability and selective assembly, limits of size, Indian standards, concept of limits of size and tolerances, definition of fits, hole basis system, shaft basis system, types of fits and their designation (IS 919-1963), geometric tolerance, position-tolerances. Classification of gauges, brief concept of design of gauges (Taylor's principles), Wear allowance on gauges, Types of gauges-plain plug gauge, ring gauge, snap gauge, limit gauge and gauge materials.

Comparators:
Functional requirements, classification, mechanical- Johnson Mikrokator, sigma comparators, dial indicator, electrical- principles, , LVDT, Pneumatic- back pressure gauges, Solex comparators and optical comparators- Zeiss ultra-optimeter.

Module - 3

Measurement of screw thread and gear:
Terminology of screw threads, measurement of major diameter, minor diameter, pitch, angle and effective diameter of screw threads by 2-wire and 3- wire methods, best size wire. Screw thread gauges,Tool maker's microscope.
Gear tooth terminology, tooth thickness measurement using constant chord method, addendum comparator method and base tangent method, measurement of pitch, concentricity, run out, and involute profile. Gear roll tester for composite error.
Advances in metrology:
Basic concepts of lasers, advantages of lasers, laser interferometers, types, applications. Basic concepts of Coordinate Measuring Machines-constructional features, applications.

Module - 4

Measurement systems and basic concepts of measurement methods:
Definition, significance of measurement, generalized measurement system, definitions and concept of accuracy, precision, calibration, threshold, sensitivity, hysteresis, repeatability, linearity, loading effect, system response-time delay. Errors in measurement, classification of errors. Transducers, transfer efficiency, primary and secondary transducers, electrical, mechanical, electronic transducers, advantages of each type transducers.
Intermediate modifying and terminating devices: Mechanical systems, inherent problems, electrical intermediate modifying devices, input circuitry, ballast circuit, electronic amplifiers. Terminating devices, Cathode ray oscilloscope, Oscillographs.

Module - 5

Force, Torque and Pressure Measurement:
Direct methods and indirect method, force measuring inst. Torque measuring inst., Types of dynamometers, Absorption dynamometer, Prony brake and rope brake dynamometer, and power measuring instruments.Pressure measurement, principle, use of elastic members, Bridgeman gauge, McLeod gauge, Pirani gauge.
Measurement of strain and temperature:
Theory of strain gauges, types, electrical resistance strain gauge, preparation and mounting of strain gauges, gauge factor, methods of strain measurement. Temperature Compensation, Wheatstone bridge circuit, orientation of strain gauges for force and torque, Strain gauge based load cells and torque sensors.
Resistance thermometers, thermocouple, law of thermocouple, materials used for construction, pyrometer, optical pyrometer.

Course outcomes:

- **Understand the objectives of metrology, methods of measurement, selection of measuring instruments, standards of measurement and calibration of end bars.**
- **Describe slip gauges, wringing of slip gauges and building of slip gauges, angle measurement using sine bar, sine center, angle gauges, optical instruments and straightness measurement using Autocollimator.**
- **Explain tolerance, limits of size, fits, geometric and position tolerances, gauges and their design.**
- **Understand the principle of Johnson Mikrokator, sigma comparator, dial indicator, LVDT, back pressure gauges, Solex comparators and Zeiss Ultra Optimeter**
- **Describe measurement of major diameter, minor diameter, pitch, angle and effective diameter of screw threads by 2 – wire, 3 – wire methods, screw thread gauges and tool maker’s microscope.**
- **Explain measurement of tooth thickness using constant chord method, addendum comparator methods and base tangent method, composite error using gear roll tester and measurement of pitch, concentricity, run out and involute profile**

- **Understand laser interferometers and Coordinate measuring machines.**
- **Explain measurement systems, transducers, intermediate modifying devices and terminating devices.**
- **Describe functioning of force, torque, pressure, strain and temperature measuring devices.**

TEXT BOOKS:

1. **Mechanical Measurements,** Beckwith Marangoni and Lienhard, Pearson Education, 6th Ed., 2006.
2. **Engineering Metrology,** R.K. Jain, Khanna Publishers, Delhi, 2009.

REFERENCE BOOKS

1. **Engineering Metrology and Measurements,** Bentley, Pearson Education.
2. **Theory and Design for Mechanical Measurements,III edition,** Richard S Figliola, Donald E Beasley, WILEY India Publishers.
3. **Engineering Metrology,** Gupta I.C., DhanpatRai Publications.
4. **Deoblin's Measurement system**, Ernest Deoblin, Dhaneshmanick, McGraw –Hill.
5. **Engineering Metrology and Measurements,**N.V.Raghavendra and L.Krishnamurthy, Oxford University Press.

MATERIALS TESTING LAB
B.E, III Semester, Mechanical Engineering
[As per Choice Based Credit System (CBCS) scheme]

Course Code	**17MEL37 A / 47A**	**CIE Marks**	**40**
Number of Lecture Hours/Week	**03 (1 Hour Instruction + 2 Hours Laboratory)**	**SEE Marks**	**60**
RBT Levels	**L1, L2, L3**	**Exam Hours**	**03**
Credits – 02			

Course Objectives:

1. **To learn the concept of the preparation of samples to perform characterization such as microstructure, volume fraction of phases and grain size.**
2. **To understand mechanical behavior of various engineering materials by conducting standard tests.**
3. **To learn material failure modes and the different loads causing failure.**
4. **To learn the concepts of improving the mechanical properties of materials by different methods like heat treatment, surface treatment etc.**

PART – A

1. Preparation of specimen for Metallographic examination of different engineering materials.
   To report microstructures of plain carbon steel, tool steel, gray C.I, SG iron, Brass, Bronze & composites.

2. Heat treatment: Annealing, normalizing, hardening and tempering of steel.
   Metallographic specimens of heat treated components to be supplied and students should report microstructures of furnace cooled,water cooled, air cooled, tempered steel.
   Students should be able to distinguish the phase changes in a heat treated specimen compared to untreated specimen.
3. Brinell, Rockwell and Vickers's Hardness tests on untreated and heat treated specimens.
4. To study the defects of Cast and Welded components usingNon-destructive tests like:
   a) Ultrasonic flaw detection
   b) Magnetic crack detection
   c) Dye penetration testing.

PART B

1. Tensile, shear and compression tests of steel, aluminum and cast iron specimens using Universal Testing Machine
2. Torsion Test on steel bar.
3. Bending Test on steel and wood specimens.
4. Izod and Charpy Tests on Mild steel and C.I Specimen.
5. To study the wear characteristics of ferrous and non-ferrous materials under different parameters.
6. Fatigue Test (demonstration only).

Course outcomes:

- **Acquire experimentation skills in the field of material testing.**
- **Develop theoretical understanding of the mechanical properties of materials by performing experiments.**
- **Apply the knowledge to analyze a material failure and determine the failure inducing agent/s.**
- **Apply the knowledge of testing methods in related areas.**
- **Know how to improve structure/behavior of materials for various industrial applications.**

Scheme of Examination:

ONE question from part -A:	**30 Marks**
ONE question from part -B:	**50 Marks**
Viva -Voice:	**20 Marks**
Total :	**100 Marks**

MECHANICAL MEASUREMENTS AND METROLOGY LAB
B.E, III Semester, Mechanical Engineering
[As per Choice Based Credit System (CBCS) scheme]

Course Code	**17MEL37 B / 47B**	**CIE Marks**	**40**
Number of Lecture Hours/Week	**03 (1 Hour Instruction + 2 Hours Laboratory)**	**SEE Marks**	**60**
RBT Levels	**L1, L2, L3**	**Exam Hours**	**03**
Credits – 02			

Course Objectives:

1. **To illustrate the theoretical concepts taught in Mechanical Measurements & Metrology through experiments.**
2. **To illustrate the use of various measuring tools measuring techniques.**
3. **To understand calibration techniques of various measuring devices.**

PART – A : MECHANICAL MEASUREMENTS

1. Calibration of Pressure Gauge
2. Calibration of Thermocouple
3. Calibration of LVDT
4. Calibration of Load cell
5. Determination of modulus of elasticity of a mild steel specimen using strain gauges.

PART B : METROLOGY

1. Measurement using Optical Projector / Toolmaker Microscope.
2. Measurement of angle using Sine Center / Sine bar / bevel protractor
3. Measurement of alignment using Autocollimator / Roller set
4. Measurement of cutting tool forces using
   a) Lathe tool Dynamometer OR
   b) Drill tool Dynamometer.
5. Measurement of Screw threads Parameters using two wire or Three-wire methods.
6. Measurement of Surface roughness, using Tally Surf/Mechanical Comparator.
7. Measurement of gear tooth profile using gear tooth Vernier /Gear tooth micrometer.
8. Calibration of Micrometer using slip gauges.
9. Measurement using Optical Flats.

Course outcomes:

- **To calibrate pressure gauge, thermocouple, LVDT, load cell, micrometer..**
- **To measure angle using Sine Center/ Sine Bar/ Bevel Protractor, alignment using Autocollimator/ Roller set.**
- **To demonstrate measurements using Optical Projector/Tool maker microscope, Optical flats..**
- **To measure cutting tool forces using Lathe/Drill tool dynamometer..**
- **To measure Screw thread parameters using 2-Wire or 3-Wire method, gear tooth profile using gear tooth vernier/Gear tooth micrometer.**
- **To measure surface roughness using Tally Surf/ Mechanical Comparator.**

Scheme of Examination:

ONE question from part -A:	**30 Marks**
ONE question from part -B:	**50 Marks**
Viva -Voice:	**20 Marks**
Total :	**100 Marks**

FOUNDRY AND FORGING LAB
B.E, III Semester, Mechanical Engineering
[As per Choice Based Credit System (CBCS) scheme]

Course Code	**17MEL38A / 48A**	**CIE Marks**	**40**
Number of Lecture Hours/Week	**03 (1 Hour Instruction + 2 Hours Laboratory)**	**SEE Marks**	**60**
RBT Levels	**L1, L2, L3**	**Exam Hours**	**03**
Credits – 02			

Course Objectives:

- **To provide an insight into different sand preparation and foundry equipment.**
- **To provide an insight into different forging tools and equipment.**
- **To provide training to students to enhance their practical skills.**
- **To practically demonstrate precautions to be taken during casting and hot working.**
- **To develop team qualities and ethical principles.**

PART-A

1. **Testing of Molding sand and Core sand**
   Preparation of sand specimens and conduction of the following tests:
   1. Compression, Shear and Tensile tests on Universal Sand Testing Machine.
   2. Permeability test
   3. Sieve Analysis to find Grain Fineness Number(GFN) of Base Sand
   4. Clay content determination in Base Sand.

PART-B

2. **Foundry Practice**
   1. Use of foundry tools and other equipment's.
   2. Preparation of molding sand mixture.
   3. Preparation of green sand molds using two molding boxes kept ready for pouring.
      - Using patterns (Single piece pattern and Split pattern)
      - Without patterns.
      - Incorporating core in the mold. (Core boxes).
      - Preparation of one casting (Aluminum or cast iron-Demonstration only)

PART C

3. Forging Operations :

Use of forging tools and other equipment's

- Calculation of length of the raw material required to prepare the model considering scale losses.
- Preparing minimum three forged models involving upsetting, drawing and bending operations.
- Demonstration of forging model using Power Hammer.

Course outcomes:

Students will be able to

- **Demonstrate various skills of sand preparation, molding.**
- **Demonstrate various skills of forging operations.**
- **Work as a team keeping up ethical principles.**

Scheme of Examination:

One question is to be set from Part-A	30 Marks
One question is to be set from either Part-B or Part-C	50 Marks
Viva – Voce	20 Marks
Total	100 Marks

MACHINE SHOP

B.E, III Semester, Mechanical Engineering

[As per Choice Based Credit System (CBCS) scheme]

Course Code	**17MEL38B / 48B**	**CIE Marks**	**40**
Number of Lecture Hours/Week	**03 (1 Hour Instruction + 2 Hours Laboratory)**	**SEE Marks**	**60**
RBT Levels	**L1, L2, L3**	**Exam Hours**	**03**
Credits – 02			

Course Objectives:

- **To provide an insight to different machine tools, accessories and attachments**
- **To train students into machining operations to enrich their practical skills**
- **To inculcate team qualities and expose students to shop floor activities**
- **To educate students about ethical , environmental and safety standards**

PART-A

Preparation of three models on lathe involving
Plain turning, Taper turning, Step turning, Thread cutting, Facing, Knurling, Drilling, Boring, Internal Thread cutting and Eccentric turning.

PART-B

Cutting of V Groove/ dovetail / Rectangular groove using a shaper
Cutting of Gear Teeth using Milling Machine

PART C

For demonstration
Demonstration of formation of cutting parameters of single point cutting tool using bench grinder / tool & cutter grinder. Demonstration of surface milling /slot milling

Course outcomes:

- **Perform turning , facing , knurling , thread cutting, tapering , eccentric turning and allied operations, keyways / slots , grooves etc using shaper**
- **Perform gear tooth cutting using milling machine**
- **Understand the formation of cutting tool parameters of single point cutting tool using bench grinder / tool and cutter grinder, Surface Milling/Slot Milling**
- **Demonstrate precautions and safety norms followed in Machine Shop**
- **Exhibit interpersonal skills towards working in a team**

Scheme of Examination:
One Model from Part – A 50 Marks One Model from Part – B 30 Marks Viva Voce 20 Marks **Total 100 Marks**

B.E. Mechanical Engineering

IV SEMESTER

Sl. No	Subject Code	Title	Teaching Department	Teaching Hours /Week			Examination				Credits
				Lecture	Tutorial	Practical	Duration (Hours)	SEE Marks	CIE Marks	Total Marks	
1	17MAT41	Engineering Mathematics – III	Maths	04			03	60	40	100	04
2	17ME42	Kinematics of Machinery	ME	03	02		03	60	40	100	04
3	17ME43	Applied Thermodynamics	ME	03	02		03	60	40	100	04
4	17ME44	Fluid mechanics	ME	03	02		03	60	40	100	04
5	17ME45A/ 17ME45B	Metal Casting and Welding	ME	04			03	60	40	100	04
		Machine Tools and Operations	ME								
6	17ME46 A/ 17ME46B	Computer Aided Machine Drawing	ME	01		4	03	60	40	100	03
		Mechanical Measurements and Metrology	ME	03							
7	17MEL47A/ 17MEL47B	Materials Testing Lab/	ME	1		2	03	60	40	100	02
		Mechanical Measurements and Metrology Lab	ME								
8	17MEL48A/ 17MEL48B	Foundry and Forging Lab	ME	1		2	03	60	40	100	02
		Machine Shop/	ME								
9	17KL/CPH39/ 49	Kannada/Constitution of India, Professional Ethics and Human Rights	Humanities	1			01	30	20	50	1
TOTAL				**21/23**	**06**	**08/04**		**510**	**340**	**850**	**28**

KINEMATICS OF MACHINES

B.E, IV Semester, Mechanical Engineering

[As per Choice Based Credit System (CBCS) scheme]

Course Code	17ME42	CIE Marks	40
Number of Lecture Hours/Week	04	SEE Marks	60
Total Number of Lecture Hours	50(10 Hours per Module)	Exam Hours	03

Credits – 04

Course Objectives:

1. **Familiarize with mechanisms and motion analysis of mechanisms.**
2. **Understand methods of mechanism motion analysis and their characteristics.**
3. **Analyse motion of planar mechanisms, gears, gear trains and cams.**

Module - 1

Introduction: Definitions: Link, kinematic pairs,kinematic chain, mechanism, structure, degrees of freedom, Classification links, Classifiction of pairs based on type of relative motion,Grubler's criterion, mobility of mechanism, Groshoff's criteria, inversions of Grashoff's chain.
Mechanisms: Quick return motion mechanisms-Drag link mechanism, Whitworth mechanism and Crank and slotted lever Mechanism. Oldham's coupling, Straight line motion mechanisms, Peaucellier's mechanism and Robert's mechanism. Intermittent Motion mechanisms:Geneva wheel mechanism, Ratchet and Pawl mechanism,toggle mechanism, pantograph, condition for correct steering, Ackerman steering gear mechanism.

Module - 2

Velocity and Acceleration Analysis of Mechanisms (Graphical Method): Velocity and acceleration analysis of four bar mechanism, slider crank mechanism. Mechanism illustrating Corioli's component of acceleration. Angular velocity and angular acceleration of links, velocity of rubbing.
Velocity Analysis by Instantaneous Center Method: Definition, Kennedy's theorem, Determination of linear and angular velocity using instantaneous center method.
Klein's Construction: Analysis of velocity and acceleration of single slider crank mechanism.

Module - 3

Velocity and Acceleration Analysis of Mechanisms (Analytical Method): Velocity and acceleration analysis of four bar mechanism, slider crank mechanism using complex algebra method.
Freudenstein's equation for four bar mechanism and slider crank mechanism. **Function Generation** for four bar mechanism.

Module - 4

Spur Gears: Gear terminology, law of gearing, path of contact, arc of contact, contact ratio of spur gear. Interference in involute gears, methods of avoiding interference,condition and expressions for minimum number of teeth to avoid interference.

Gear Trains: Simple gear trains, compound gear trains.
Epicyclic gear trains: Algebraic and tabular methods of finding velocity ratio of epicyclic gear trains, torque calculation in epicyclic gear trains.

Module - 5
Cams: Types of cams, types of followers. displacement, velocity and acceleration curves for uniform velocity, Simple Harmonic Motion, Uniform Acceleration, Retardation and Cycloidal motion. Cam profiles: disc cam with reciprocating followers such as knife-edge, roller and flat-face followers, inline and offset. **Analysis of Cams:** Analysis of arc cam with flat faced follower.
Course outcomes: 1. **Identify mechanisms with basic understanding of motion.** 2. **Comprehend motion analysis of planar mechanisms, gears, gear trains and cams.** 3. **Carry out motion analysis of planar mechanisms, gears, gear trains and cams.**
TEXT BOOKS: 1. Rattan S.S, Theory of Machines,Tata McGraw-Hill Publishing Company Ltd., New Delhi, 4th Edition, 2014. 2. Ambekar A. G., Mechanism and Machine Theory, PHI, 2009.
REFERENCE BOOKS Michael M Stanisic, Mechanisms and Machines-Kinematics, Dynamics and Synthesis, Cengage Learning, 2016. 2. Sadhu Singh, **Theory of Machines,** Pearson Education (Singapore)Pvt. Ltd, Indian Branch New Delhi, 2nd Edi. 2006.

APPLIED THERMODYNAMICS
B.E, IV Semester, Mechanical Engineering
[As per Choice Based Credit System (CBCS) scheme]

Course Code	17ME43	**CIE Marks**	**40**
Number of Lecture Hours/Week	**04**	**SEE Marks**	**60**
Total Number of Lecture Hours	**50(10 Hours per Module)**	**Exam Hours**	**03**

Credits – 04

Course Objectives:

- **To have a working knowledge of basic performance of Gas power cycles.**
- **To Calculate the forces exerted by a fluid at rest on submerged surfaces and understand the force of buoyancy**
- **To understand and evaluate the performance of steam power cycles their various Engineering applications**
- **To know how fuel burns and their thermodymic properties.**
- **To Understand mechanism of power transfer through belt, rope, chain and gear drives in I C Engines**
- **To determine performance parameters of refrigeration and air-conditioning systems.**
- **Evaluate the performance parameters of reciprocating air compressor as a function of receiver pressure.**

Module - 1

Gas Power Cycles: Air standard cycles; Carnot, Otto, Diesel, Dual and Stirling cycles, p-v and T -s diagrams, description, efficiencies and mean effective pressures. Comparison of Otto and Diesel cycles. Gas turbine (Brayton) cycle; description and analysis. Regenerative gas turbine cycle. Inter-cooling and reheating in gas turbine cycles. Jet propulsion: Introduction to the principles of jet propulsion,

Module - 2

Vapour Power Cycles: Carnotvapour power cycle, drawbacks as a reference cycle. Simple Rankine cycle; description, T-s diagram, analysis for performance. Comparison of Carnot and Rankine cycles. Effects of pressure and temperature on Rankine cycle performance. Actual vapour power cycles. Ideal and practical regenerative Rankine cycles, open and closed feed water heaters. Reheat Rankine cycle. Characteristics of an Ideal working fluid in Vapour power cycles, Binary Vapour cycles.

Module - 3

Combustion Thermodynamics: Theoretical (Stoichiometric) air for combustion of fuels. Excess air, mass balance, Exhaust gas analysis, A/F ratio. Energy balance for a chemical reaction, enthalpy of formation, enthalpy and internal energy of combustion. Combustion efficiency. Dissociation and equilibrium, emissions.

I.C.Engines: Classification of IC engines, Combustion of SI engine and CI engine, Detonation and factors affecting detonation, Performance analysis of I.C Engines, heat balance, Morse test, IC Engine fuels, Ratings and Alternate Fuels.

Module - 4

Refrigeration Cycles: Vapour compression refrigeration system; description, analysis, refrigerating effect. Capacity, power required, units of refrigeration, COP, Refrigerants and their desirable properties, alternate Refrigerants. Any one case study on cold storage or industrial refrigerator. Air cycle refrigeration; reversed Carnot cycle, reversed Brayton cycle, Vapour absorption refrigeration system. Steam jet refrigeration.

Pscychrometrics and Air-conditioning Systems: Properties ofAtmospheric air, and Psychometric properties of Air, Psychometric Chart, Analyzing Air-conditioning Processes; Heating, Cooling, Dehumidification and Humidification, Evaporative Cooling. Adiabatic mixing of two moist air streams. Cooling towers.

Module - 5

Reciprocating Compressors: Operation of a single stage reciprocating compressors. Work input through p-v diagram and steady state steady flow analysis. Effect of Clearance and Volumetric efficiency. Adiabatic, Isothermal and Mechanical efficiencies. Multi-stage compressor, saving in work, Optimum intermediate pressure, Inter-cooling, Minimum work for compression.
Steam nozzles: Flow of steam through nozzles, Shape of nozzles, effect of friction, Critical pressure ratio, Supersaturated flow

Course outcomes:

- **Apply thermodynamic concepts to analyze the performance of gas power cycles including propulsion systems.**
- **Evaluate the performance of steam turbine components.**
- **Understand combustion of fuels and combustion processes in I C engines including alternate fuels and pollution effect on environment.**
- **Apply thermodynamic concepts to analyze turbo machines.**
- **Determine performance parameters of refrigeration and air-conditioning systems.**
- **Understand the principles and applications of refrigeration systems.**
- **Analyze air-conditioning processes using the principles of psychrometry and Evaluate cooling and heating loads in an air-conditioning system.**
- **Understand the working, applications, relevance of air and identify methods for performance improvement.**

TEXT BOOKS:

1. Rattan S.S, Theory of Machines,Tata McGraw-Hill Publishing Company Ltd., New Delhi, 4th Edition, 2014.
2. Ambekar A. G., Mechanism and Machine Theory, PHI, 2009. Thermodynamics an engineering approach, by Yunus A. Cenegal and Michael A. Boles. Tata McGraw hill Pub. Sixth edition, 2008.
3. Basic and Applied Thermodynamics" by P .K. Nag, Tata McGraw Hill, 2nd Edi. 2009
4. Fundamentals of Thermodynamics by G.J. Van Wylen and R.E. Sonntag, Wiley Eastern. Fourth edition 19993.

REFERENCE BOOKS:

1. Thermodynamics for engineers, Kenneth A. Kroos and Merle C. Potter, Cengage Learning, 2016
2. Principles of Engineering Thermodynamics, Michael J,Moran, Howard N. Shapiro, Wiley, 8th Edition
3. An Introduction to Thermo Dynamics by Y.V.C.Rao, Wiley Eastern Ltd, 2003.
4. Thermodynamics by Radhakrishnan. PHI, 2nd revised edition.
5. I.C Engines by Ganeshan.V. Tata McGraw Hill, 4rth Edi. 2012.
6. I.C.Engines by M.L.Mathur& Sharma. Dhanpat Rai& sons- India

FLUID MECHANICS

B.E, IV Semester, Mechanical Engineering

[As per Choice Based Credit System (CBCS) scheme]

Course Code	17ME44	**CIE Marks**	**40**
Number of Lecture Hours/Week	**04**	**SEE Marks**	**60**
Total Number of Lecture Hours	**50(10 Hours per Module)**	**Exam Hours**	**03**

Credits – 04

Course Objectives:

- **To have a working knowledge of the basic properties of fluids and understand the continuum approximation**
- **To Calculate the forces exerted by a fluid at rest on submerged surfaces and understand the force of buoyancy**
- **To understand the flow characteristic and dynamics of flow field for various Engineering applications**
- **To know how velocity changes and energy transfers in fluid flows are related to forces and torques and to understand why designing for minimum loss of energy in fluid flows is so important.**
- **To discuss the main properties of laminar and turbulent pipe flow and appreciate their differences and the concept of boundary layer theory.**
- **Understand the concept of dynamic similarity and how to apply it to experimental modeling**
- **To appreciate the consequences of compressibility in gas flow and understand the effects of friction and heat transfer on compressible flows**

Module - 1

Basics: Introduction, Properties of fluids-mass density, weight density, specific volume, specific gravity, viscosity, surface tension, capillarity, vapour pressure, compressibility and bulk modulus. Concept of continuum, types of fluids etc,pressure at a point in the static mass of fluid, variation of pressure, Pascal's law,Absolute, gauge, atmospheric and vacuum pressures pressure measurement by simple, differential manometers and mechanical gauges.

Fluid Statics: Totalpressure and center of pressure for horizontal plane, vertical plane surface and inclined plane surface submerged in static fluid.Buoyancy, center of buoyancy, meta center and meta centric heightits application in shipping, stability of floating bodies.

Module - 2

Fluid Kinematics and Dynamics:

Fluid Kinematics: Types of Flow-steady , unsteady, uniform, non-uniform, laminar, turbulent, one,two and three dimensional, compressible, incompressible, rotational, irrotational, stram lines, path lines, streak lines, velocity components, convective and local acceleration, velocity potential, stream function, continuity equation in Cartesian co-ordinates. Rotation, vorticity and circulation, Laplace equation in velocity potential and Poisson equation in stream function, flow net, Problems.

Fluid Dynamics:

Momentum equation, Impacts of jets- force on fixed and moving vanes, flat and curved. Numericals.Euler's equation, Integration of Euler's equation to obtain Bernoulli's equation, Bernoulli's theorem, Application of Bernoulli's theorem such as venturi meter, orifice meter, rectangular and triangular notch, pitot tube, orifices etc., related numericals.

Module - 3

Laminar and turbulent flow: Reynods Number, Entrance flow and Developed flow, Navier-Stokes Equation (no derivation), Laminar flow between parallel plates, Poiseuille equation – velocity profile, Couette flow, Fully developed laminar flow in circular pipes, Hagen - Poiseuille

equation, related numericals.

Energy consideration in pipe flow, Loss of Pressure Head due to Fluid Friction, Darcy Weishach formula, major and minor losses in pipes, Commercial pipe, Colebrook equation, Moody equation/ diagram. Pipes in series, parallel, equivalent pipe, Related Numericals and simple pipe design problems.

Module - 4

Flow over bodies: Development of boundary layer**,** Prandtl's boundary layer equations, Blasius solution, laminar layer over a flat plate, boundary layer separation and its control.

Basic concept of Lift and Drag, Types of drag, Co-efficient of drag and lift,streamline body and bluff body, flow around circular bodies and airfoils, Lift and drag on airfoil, Numerical problems.

Dimensional analysis: Need for dimensional analysis, Dimensions and units, Dimensional Homogeneity and dimensionless ratios, methods of dimensional analysis, Rayleigh's method, Buckingham Pi theorem, Similitude and Model studies. Numerical problems

Module - 5

Compressible Flows: Introduction, thermodynamicrelations of perfect gases, internal energy andenthalpy, speed of sound, pressure field due to a moving source, basic Equations for one-dimensional flow, stagnation and sonic Properties, normal and oblique shocks.

Introduction to CFD: Necessity, limitations, philosophy behind CFD, andapplications.

Course outcomes:

- **Identify and calculate the key fluid properties used in the analysis of fluid behavior.**
- **Understand and apply the principles of pressure, buoyancy and floatation**
- **Apply the knowledge of fluid statics, kinematics and dynamics while addressing problems of mechanical and chemical engineering.**
- **Understand and apply the principles of fluid kinematics and dynamics.**
- **Understand the concept of boundary layer in fluid flow and apply dimensional analysis to form dimensionless numbers in terms of input output variables.**
- **Understand the basic concept of compressible flow and CFD**

TEXT BOOKS:

1. Fluid Mechanics (SI Units), Yunus A. Cengel John M.Cimbala, 3rd Ed., Tata
    a. McGraw Hill, 2014.
2. Fluid Mechanics, F M White, McGraw Hill Publications Eighth edition. 2016
3. Mechanics of Fluids, Merle C. Potter, Devid C. Wiggerrt, Bassem H. Ramadan, Cengage learning, Fourth editions 2016.

REFERENCE BOOKS

1. Fundamentals of Fluid Mechanics by Munson, Young, Okiishi&Huebsch, John Wiley Publications.7th edition.
2. Fluid Mechanics, Pijush.K.Kundu, IRAM COCHEN, ELSEVIER, 3rd Ed. 2005.
3. Fluid Mechanics, John F.Douglas, Janul and M.Gasiosek and john A.Swaffield, Pearson Education Asia, 5th ed., 2006.
4. Introduction to Fluid Mechanics by Fox, McDonald, John Wiley Publications,8th edition.

MACHINE TOOLS AND OPERATIONS
B.E, III/IV Semester, Mechanical Engineering
[As per Choice Based Credit System (CBCS) scheme]

Course Code	17ME35 B / 45B	CIE Marks	40
Number of Lecture Hours/Week	04	SEE Marks	60
Total Number of Lecture Hours	50(10 Hours per Module)	Exam Hours	03

Credits – 04

Course Objectives:

- **To introduce students to different machine tools in order to produce components having different shapes and sizes.**
- **To enrich the knowledge pertaining to relative motion and mechanics required for various machine tools.**
- **To develop the knowledge on mechanics of machining process and effect of various parameters on economics of machining.**

Module - 1

MACHINE TOOLS

Introduction, Classification, construction and specifications of lathe, drilling machine, milling machine, boring machine, broaching machine, shaping machine, planing machine, grinding machine [**Simple sketches showing major parts of the machines**]

Module - 2

MACHINING PROCESSES

Introduction, Types of motions in machining, turning and Boring, Shaping, Planing and Slotting, Thread cutting, Drilling and reaming, Milling, Broaching, Gear cutting and Grinding, Machining parameters and related quantities.

[Sketches pertaining to relative motions between tool and work piece only]

Module - 3

CUTTING TOOL MATERIALS, GEOMETRY AND SURFACE FINISH

Introduction, desirable Properties and Characteristics of cutting tool materials, cutting tool geometry, cutting fluids and its applications, surface finish, effect of machining parameters on surface finish.

Machining equations for cutting operations: Turning, Shaping, Planing, slab milling, cylindrical grinding and internal grinding, Numerical Problems

Module - 4

MECHANICS OF MACHINING PROCESSES

Introduction, Chip formation, Orthogonal cutting, Merchants model for orthogonal cutting, Oblique cutting, Mechanics of turning process, Mechanics of drilling process, Mechanics of milling process, Numerical problems.

Module - 5

TOOL WEAR, TOOL LIFE: Introduction, tool wear mechanism, tool wear equations, tool life equations, effect of process parameters on tool life, machinability, Numerical problems

ECONOMICS OF MACHNING PROCESSES: Introduction, choice of feed, choice of cutting speed, tool life for minimum cost and minimum production time, machining at maximum efficiency, Numerical problems

Course outcomes:

- **Explain the construction & specification of various machine tools.**

- **Describe various machining processes pertaining to relative motions between tool & work piece.**
- **Discuss different cutting tool materials, tool nomenclature & surface finish.**
- **Apply mechanics of machining process to evaluate machining time.**
- **Analyze tool wear mechanisms and equations to enhance tool life and minimize machining cost.**

TEXT BOOKS:

1. Fundamentals of metal cutting and Machine Tools, B.L. Juneja, G.S. Sekhon and Nitin Seth, New Age International Publishers 2nd Edition, 2003
2. All about Machine Tools, Heinrich Gerling, New Age International Publishers revised 2nd Edition, 2006

REFERENCE BOOKS

1. Fundamental of Machining and Machine Tools, Geoffrey Boothroyd and Winston A. Knight, CRC Taylor& Francis, Third Edition.
2. Metal cutting principles, Milton C. Shaw, Oxford University Press, Second Edition,2005.

COMPUTER AIDED MACHINE DRAWING
B.E, III/IV Semester, Mechanical Engineering
[As per Choice Based Credit System (CBCS) scheme]

Course Code	**17ME36 A / 46A**	**CIE Marks**	**40**
Number of Hours/Week	**05**	**SEE Marks**	**60**
Total Number of Hours	**50(10 Hours per Module)**	**Exam Hours**	**03**

Credits – 03

Course Objectives:

- **To acquire the knowledge of CAD software and its features.**
- **To inculcate understanding of the theory of projection and make drawings using orthographic projections and sectional views**
- **To familiarize the students with Indian Standardson drawing practices.**
- **To impart knowledge of thread forms, fasteners, keys,joints and couplings.**
- **To make the students understand and interpret drawings of machine components so as to prepare assembly drawings either manually and using CAD packages.**
- **To acquire the knowledge of limits, tolerances and fitspertaining to machine drawings.**

PART A

INTRODUCTION TO COMPUTER AIDED SKETCHING

Review of graphic interface of the software. Review of basic sketching commands and navigational commands. 2 Hours

Sections of Solids: Sections of Pyramids, Prisms, Cubes, Tetrahedrons, Cones and Cylinders resting only on their bases (No problems on, axis inclinations, spheres and hollow solids), True shape of section. 4 Hours

Orthographic views: Conversion of pictorial views into orthographic projections of simple machine partswith or without section. (Bureau of Indian Standards conventions are to be followed for the drawings), Hidden line conventions, Precedence of lines. 4 Hours

Thread forms: Thread terminology, sectional views of threads. ISO Metric (Internal & External), BSW (Internal and External), square, Acme and Sellers thread, American Standard thread.

Fasteners: Hexagonal headed bolt and nut with washer (assembly), square headed bolt and nut with washer (assembly) simple assembly using stud bolts with nut and lock nut. Flanged nut, slotted nut, taper and split pin for locking, counter sunk head screw, grub screw, Allen screw. 8 Hours

PART B

Keys and Joints: Parallel, Taper, Feather Key, Gib head key and Woodruff key

Riveted joints: Single and double riveted lap joints, Butt joints with single/double cover straps (Chain and zigzag using snap head riveters).

Joints: Cotter joint (socket and spigot), Knuckle joint (pin joint) for two rods.8 Hours

Couplings: Split muff coupling, Protected type flange coupling, Pin (bush) type flexible coupling, Oldham's coupling and Universal coupling (Hook's Joint).

6 Hours

PART C

Limits, Fits and Tolerances: Introduction, Fundamental tolerances, Deviations, Methods of placing limit dimensions, Types of fits with symbols and applications, Geometrical tolerances on drawings, Standards followed in industry.
3 Hours

Assembly Drawings: (Part drawings shall be given)

1. Plummer block (Pedestal Bearing)
2. Rams Bottom Safety Valve
3. I.C. Engine connecting rod
4. Screw jack (Bottle type)
5. Tailstock of lathe
6. Machine vice
7. Lathe square tool post

15 Hours

Course outcomes:

- **Sections of pyramids, prisms, cubes, cones and cylinders resting on their bases in 2D**
- **Orthographic views of machine parts with and without sectioning in 2D.**
- **Sectional views for threads with terminologies of ISO Metric, BSW, square and acme, sellers and American standard threads in 2D.**
- **Hexagonal and square headed bolt and nut with washer, stud bolts with nut and lock nut, flanged nut, slotted nut, taper and split pin for locking counter sunk head screw, grub screw, Allen screw assemblies in 2D**
- **Parallel key, Taper key, and Woodruff Key as per the ISO standards in 2D**
- **single and double riveted lap joints, butt joints with single/double cover straps, cotter and knuckle joint for two rods in 2D**
- **Sketch split muff, protected type flanged, pin type flexible, Oldham's and universal couplings in 2D**
- **assemblies from the part drawings with limits ,fits and tolerance given for Plummer block, Ram bottom safety valve, I.C. Engine connecting rod, Screw Jack, Tailstock of lathe, Machine Vice and Lathe square tool post in 2D and 3D**

TEXT BOOKS:

1. 'A Primer on Computer Aided Machine Drawing-2007', Published by VTU, Belgaum.
2. 'Machine Drawing', N.D.Bhat&V.M.Panchal, Published by Charotar Publishing House, 1999.
3. 'Machine Drawing', N.Siddeshwar, P.Kannaih, V.V.S. Sastri, published by Tata Mc.Grawhill, 2006.

REFERENCE BOOKS

1. "A Text Book of Computer Aided Machine Drawing", S. Trymbakaa Murthy, CBS Publishers, New Delhi, 2007.
2. 'Machine Drawing', K.R. Gopala Krishna, Subhash publication.

Internal Assessment: 20 Marks

Sketches shall be in sketch books and drawing shall through use of software on A3/A4 sheets. Sketch book and all the drawing printouts shall be submitted.

Scheme of Evaluation for Internal Assessment (40 Marks)

(a) Class work (Sketching and Computer Aided Machine drawing printouts in A4/A3 size sheets): 20 Marks.
(b) Internal Assessment test in the same pattern as that of the main examination: 20 marks.

Scheme of Examination:

Two questions to be set from each Part A, part B and Part C.

Student has to answer one question each from Part A, Part B for 15 marks each and one question from Part C for 50 marks.

Part A 1 x 25	=	25 Marks
Part B 1 x 25	=	25 Marks
Part C 1 x 50	=	50 Marks
Total	=	100 Marks

INSTRUCTION FOR COMPUTER AIDED MACHINE DRAWING (15ME36A/46A) EXAMINATION

1. No restriction of timing for sketching/ computerization of solutions. The total duration is 3 hours.
2. It is desirable to do sketching of all the solutions before computerization.
3. Drawing instruments may be used for sketching.
4. For Part A and Part B, 2D drafting environment should be used.
5. For Part C 3D part environment should be used for parts assembly drawing and extract 2D views.

MECHANICAL MEASUREMENTS AND METROLOGY

B.E, IV Semester, Mechanical Engineering

[As per Choice Based Credit System (CBCS) scheme]

Course Code	**17ME36B / 46B**	**CIE Marks**	**40**
Number of Lecture Hours/Week	**03**	**SEE Marks**	**60**
Total Number of Lecture Hours	**40**	**Exam Hours**	**03**
Credits – 03			

Course Objectives:

- **Understand metrology, its advancements & measuring instruments,**
- **Acquire knowledge on different standards of length, calibration of End Bars, linear and angular measurements, Screw thread and gear measurement & comparators.**
- **Equip with knowledge of limits, fits, tolerances and gauging.**
- **Acquire knowledge of measurement systems and methods with emphasis on different transducers, intermediate modifying and terminating devices.**
- **Understand the measurement of Force, Torque, Pressure, Temperature and Strain.**

MODULE 1

Introduction to Metrology: Definition, objectives and concept of metrology, Need of inspection, Principles, process, methods of measurement, Classification and selection of measuring instruments and systems. Accuracy, precision and errors in measurement.
System of measurement, Material Standard, Wavelength Standards, Subdivision of standards, Line and End standards, Classification of standards and Traceability, calibration of End bars(Numerical problems), standardization.

Linear Measurement and angular measurements:
Slip gauges- Indian standards on slip gauge, method of selection of slip gauge, stack of slip gauge, adjustable slip gauge, wringing of slip gauge, care of slip gauge, slip gauge accessories, problems on building of slip gauges (M87, M112).
Measurement of angles- sine bar, sine center, angle gauges, optical instruments for angular measurements, Auto collimator-applications for measuring straightness and squareness.

MODULE 2

System of Limits, Fits, Tolerance and Gauging:
Definition of tolerance, Specification in assembly, Principle of interchangeability and selective assembly, limits of size, Indian standards, concept of limits of size and tolerances, definition of fits, hole basis system, shaft basis system, types of fits and their designation (IS 919-1963), geometric tolerance, position-tolerances.
Classification of gauges, brief concept of design of gauges (Taylor's principles), Wear allowance on gauges, Types of gauges-plain plug gauge, ring gauge, snap gauge, limit gauge and gauge materials.

Comparators:

Functional requirements, classification, mechanical- Johnson Mikrokator, sigma comparators, dial indicator, electrical- principles, , LVDT, Pneumatic- back pressure gauges, solex comparators and optical comparators- Zeiss ultra-optimeter.

MODULE 3

Measurement of screw thread and gear:

Terminology of screw threads, measurement of major diameter, minor diameter, pitch, angle and effective diameter of screw threads by 2-wire and 3- wire methods, best size wire. Screw thread gauges,Tool maker's microscope.

Gear tooth terminology, tooth thickness measurement using constant chord method, addendum comparator method and base tangent method, measurement of pitch, concentricity, run out, and involute profile. Gear roll tester for composite error.

Advances in metrology:

Basic concepts of lasers, advantages of lasers, laser interferometers, types, applications. Basic concepts of Coordinate Measuring Machines-constructional features, applications.

MODULE 4

Measurement systems and basic concepts of measurement methods:

Definition, significance of measurement, generalized measurement system, definitions and concept of accuracy, precision, calibration, threshold, sensitivity, hysteresis, repeatability, linearity, loading effect, system response-time delay. Errors in measurement, classification of errors. Transducers, transfer efficiency, primary and secondary transducers, electrical, mechanical, electronic transducers, advantages of each type transducers.

Intermediate modifying and terminating devices: Mechanical systems, inherent problems, electrical intermediate modifying devices, input circuitry, ballast circuit, electronic amplifiers. Terminating devices, Cathode ray oscilloscope, Oscillographs.

MODULE 5

Force, Torque and Pressure Measurement:

Direct methods and indirect method, force measuring inst. Torque measuring inst., Types of dynamometers, Absorption dynamometer, Prony brake and rope brake dynamometer, and power measuring instruments.Pressure measurement, principle, use of elastic members, Bridgeman gauge, McLeod gauge, Pirani gauge.

Measurement of strain and temperature:

Theory of strain gauges, types, electrical resistance strain gauge, preparation and mounting of strain gauges, gauge factor, methods of strain measurement. Temperature Compensation, Wheatstone bridge circuit, orientation of strain gauges for force and torque, Strain gauge based load cells and torque sensors.

Resistance thermometers, thermocouple, law of thermocouple, materials used for construction, pyrometer, optical pyrometer.

Course outcomes:

- **Understand the objectives of metrology, methods of measurement, selection of measuring instruments, standards of measurement and calibration of end bars.**
- **Describe slip gauges, wringing of slip gauges and building of slip gauges, angle measurement using sine bar, sine center, angle gauges, optical instruments and straightness measurement using Autocollimator.**
- **Explain tolerance, limits of size, fits, geometric and position tolerances, gauges and their design.**
- **Understand the principle of Johnson Mikrokator, sigma comparator, dial indicator, LVDT, back pressure gauges, Solex comparators and Zeiss Ultra Optimeter.**
- **Describe measurement of major diameter, minor diameter, pitch, angle and effective diameter of screw threads by 2 – wire, 3 – wire methods, screw thread gauges and tool maker's microscope.**

- **Explain measurement of tooth thickness using constant chord method, addendum comparator methods and base tangent method, composite error using gear roll tester and measurement of pitch, concentricity, run out and involute profile.**
- **Understand laser interferometers and Coordinate measuring machines.**
- **Explain measurement systems, transducers, intermediate modifying devices and terminating devices.**
- **Describe functioning of force, torque, pressure, strain and temperature measuring devices.**

TEXT BOOKS:

1. **Mechanical Measurements,** Beckwith Marangoni and Lienhard, Pearson Education, 6th Ed., 2006.
2. **Instrumentation, Measurement and Analysis,** B C Nakra, K K Chaudhry, 4th Edition**,** McGraw –Hill
3. **Engineering Metrology,** R.K. Jain, Khanna Publishers, Delhi, 2009.

REFERENCE BOOKS

1. **Engineering Metrology and Measurements,** Bentley, Pearson Education.
2. **Theory and Design for Mechanical Measurements,III edition,** Richard S Figliola, Donald E Beasley, WILEY India Publishers.
3. **Engineering Metrology,** Gupta I.C., Dhanpat Rai Publications.
4. **Deoblin's Measurement system**, Ernest Deoblin, Dhanesh manick, McGraw –Hill.
5. **Engineering Metrology and Measurements,**N.V.Raghavendra and L.Krishnamurthy, Oxford University Press.

MATERIALS TESTING LAB
B.E, III Semester, Mechanical Engineering
[As per Choice Based Credit System (CBCS) scheme]

Course Code	**17MEL37 A / 47A**	**CIE Marks**	**40**
Number of Lecture Hours/Week	**03 (1 Hour Instruction + 2 Hours Laboratory)**	**SEE Marks**	**60**
RBT Levels	**L1, L2, L3**	**Exam Hours**	**03**
Credits – 02			

Course Objectives:

1. **To learn the concept of the preparation of samples to perform characterization such as microstructure, volume fraction of phases and grain size.**
2. **To understand mechanical behavior of various engineering materials by conducting standard tests.**
3. **To learn material failure modes and the different loads causing failure.**
4. **To learn the concepts of improving the mechanical properties of materials by different methods like heat treatment, surface treatment etc.**

PART – A

1. Preparation of specimen for Metallographic examination of different engineering materials.
   To report microstructures of plain carbon steel, tool steel, gray C.I, SG iron, Brass, Bronze & composites.

2. Heat treatment: Annealing, normalizing, hardening and tempering of steel.
   Metallographic specimens of heat treated components to be supplied and students should report microstructures of furnace cooled,water cooled, air cooled, tempered steel.
   Students should be able to distinguish the phase changes in a heat treated specimen compared to untreated specimen.
3. Brinell, Rockwell and Vickers's Hardness tests on untreated and heat treated specimens.
4. To study the defects of Cast and Welded components using Non-destructive tests like:
   a) Ultrasonic flaw detection
   b) Magnetic crack detection
   c) Dye penetration testing.

PART B

1. Tensile, shear and compression tests of steel, aluminum and cast iron specimens using Universal Testing Machine
2. Torsion Test on steel bar.
3. Bending Test on steel and wood specimens.
4. Izod and Charpy Tests on Mild steel and C.I Specimen.
5. To study the wear characteristics of ferrous and non-ferrous materials under different parameters.

6. Fatigue Test (demonstration only).

Course outcomes:

- **Acquire experimentation skills in the field of material testing.**
- **Develop theoretical understanding of the mechanical properties of materials by performing experiments.**
- **Apply the knowledge to analyze a material failure and determine the failure inducing agent/s.**
- **Apply the knowledge of testing methods in related areas.**
- **Know how to improve structure/behavior of materials for various industrial applications.**

Scheme of Examination:

ONE question from part -A:	**30 Marks**
ONE question from part -B:	**50 Marks**
Viva -Voice:	**20 Marks**
Total :	**100 Marks**

MECHANICAL MEASUREMENTS AND METROLOGY LAB

B.E, IV Semester, Mechanical Engineering

[As per Choice Based Credit System (CBCS) scheme]

Course Code	**17MEL37B / 47B**	**CIE Marks**	**40**
Number of Lecture Hours/Week	**03 (1Hour instruction + 2 hours Laboratory)**	**SEE Marks**	**60**
RBT Levels	**L1 , L2, L3**	**Exam Hours**	**03**

Credits – 02

Course Objectives:

1. **To illustrate the theoretical concepts taught in Mechanical Measurements & Metrology through experiments.**
2. **To illustrate the use of various measuring tools measuring techniques.**
3. **To understand calibration techniques of various measuring devices.**

PART A :MECHANICAL MEASUREMENTS

1. Calibration of Pressure Gauge
2. Calibration of Thermocouple
3. Calibration of LVDT
4. Calibration of Load cell
5. Determination of modulus of elasticity of a mild steel specimen using strain gauges.

PART B: METROLOGY

1. Measurements using Optical Projector / Toolmaker Microscope.
2. Measurement of angle using Sine Center / Sine bar / bevel protractor
3. Measurement of alignment using Autocollimator / Roller set
4. Measurement of cutting tool forces using
   a) Lathe tool Dynamometer OR
   b) Drill tool Dynamometer.
5. Measurements of Screw thread Parameters using two wire or Three-wire methods.
6. Measurements of Surface roughness, Using Tally Surf/Mechanical Comparator
7. Measurement of gear tooth profile using gear tooth Vernier /Gear tooth micrometer
8. Calibration of Micrometer using slip gauges
9. Measurement using Optical Flats

Course outcomes:

- **To calibrate pressure gauge, thermocouple, LVDT, load cell, micrometer.**
- **To measure angle using Sine Center/ Sine Bar/ Bevel Protractor, alignment using Autocollimator/ Roller set.**
- **To demonstrate measurements using Optical Projector/Tool maker microscope, Optical flats.**
- **To measure cutting tool forces using Lathe/Drill tool dynamometer.**
- **To measure Screw thread parameters using 2-Wire or 3-Wire method, gear tooth profile using gear tooth vernier/Gear tooth micrometer.**
- **To measure surface roughness using Tally Surf/ Mechanical Comparator.**

Scheme of Examination:

ONE question from part -A:	**30 Marks**
ONE question from part -B:	**50 Marks**
Viva -Voice:	**20 Marks**
Total :	**100 Marks**

FOUNDRY AND FORGING LAB
B.E, III Semester, Mechanical Engineering
[As per Choice Based Credit System (CBCS) scheme]

Course Code	**17MEL38A / 48A**	**CIE Marks**	**40**
Number of Lecture Hours/Week	**03 (1 Hour Instruction + 2 Hours Laboratory)**	**SEE Marks**	**60**
RBT Levels	**L1, L2, L3**	**Exam Hours**	**03**
Credits – 02			

Course Objectives:

- **To provide an insight into different sand preparation and foundry equipment.**
- **To provide an insight into different forging tools and equipment.**
- **To provide training to students to enhance their practical skills.**
- **To practically demonstrate precautions to be taken during casting and hot working.**
- **To develop team qualities and ethical principles.**

PART-A

1. **Testing of Molding sand and Core sand**
   Preparation of sand specimens and conduction of the following tests:
   1. Compression, Shear and Tensile tests on Universal Sand Testing Machine.
   2. Permeability test
   3. Sieve Analysis to find Grain Fineness Number(GFN) of Base Sand
   4. Clay content determination in Base Sand.

PART-B

2. **Foundry Practice**
   1. Use of foundry tools and other equipment's.
   2. Preparation of molding sand mixture.
   3. Preparation of green sand molds using two molding boxes kept ready for pouring.
      - Using patterns (Single piece pattern and Split pattern)
      - Without patterns.
      - Incorporating core in the mold. (Core boxes).
      - Preparation of one casting (Aluminum or cast iron-Demonstration only)

PART C

3. **Forging Operations :**
   Use of forging tools and other equipment's
      - Calculation of length of the raw material required to prepare the model considering scale losses.
      - Preparing minimum three forged models involving upsetting, drawing and bending operations.
      - Demonstration of forging model using Power Hammer.

Course outcomes:

Students will be able to

- **Demonstrate various skills of sand preparation, molding.**
- **Demonstrate various skills of forging operations.**
- **Work as a team keeping up ethical principles.**

Scheme of Examination:

One question is to be set from Part-A Marks	30
One question is to be set from either Part-B or Part-C	50 Marks
Viva – Voce	20
Total Marks	100

MACHINE SHOP

B.E, III Semester, Mechanical Engineering

[As per Choice Based Credit System (CBCS) scheme]

Course Code	**17MEL38B / 48B**	**CIE Marks**	**40**
Number of Hours/Week	**03 (1 Hour Instruction + 2 Hours Laboratory)**	**SEE Marks**	**60**
Total Hours	**50**	**Exam Hours**	**03**
Credits – 02			

Course Objectives:

- **To provide an insight to different machine tools, accessories and attachments**
- **To train students into machining operations to enrich their practical skills**
- **To inculcate team qualities and expose students to shop floor activities**
- **To educate students about ethical , environmental and safety standards**

PART-A:

Preparation of three models on lathe involving
Plain turning, Taper turning, Step turning, Thread cutting, Facing, Knurling, Drilling, Boring, Internal Thread cutting and Eccentric turning.

PART-B

Cutting of V Groove/ dovetail / Rectangular groove using a shaper
Cutting of Gear Teeth using Milling Machine

PART C

For demonstration
Demonstration of formation of cutting parameters of single point cutting tool using bench grinder / tool & cutter grinder. Demonstration of surface milling /slot milling

Course outcomes:

- **Perform turning , facing , knurling , thread cutting, tapering , eccentric turning and allied operations, keyways / slots , grooves etc using shaper**
- **Perform gear tooth cutting using milling machine**
- **Understand the formation of cutting tool parameters of single point cutting tool using bench grinder / tool and cutter grinder, Surface Milling/Slot Milling**
- **Demonstrate precautions and safety norms followed in Machine Shop**
- **Exhibit interpersonal skills towards working in a team**

Scheme of Examination:

One Model from Part – A	50 Marks
One Model from Part – B	30 Marks
Viva Voce	20 Marks
Total 100 Marks	

MANAGEMENT AND ENGINEERING ECONOMICS

B.E, V Semester, Mechanical Engineering

[As per Choice Based Credit System (CBCS) scheme]

Course Code	17ME51	CIE Marks	40
Number of Lecture Hours/Week	04	SEE Marks	60
Total Number of Lecture Hours	50(10 Hours per Module)	Exam Hours	03

Credits – 04

Course Objectives:

- Examine the meaning, importance, nature of management, its difference between management and administration and role of managers in management.
- Examine the meaning characteristics principles and process of organizing.
- Describe effective communication process, its importance, types and purpose for running an organization.
- Explain the importance of engineering economics, Law of demand and supply in engineering decision making.
- Describe various interest rate factors and implement the same for economic decision making.
- Examine different economic analysis methods-NPW, EAW, IRR, FW for decision making.
- Discuss different component of costs and methods of cost estimation.
- Explain depreciation, different methods of computing depreciation.
- Discuss taxation concepts-income tax and corporate taxes.

Module - 1

Management: Introduction - Meaning - nature and characteristics ofManagement, Scope and Functional areas of management - Management as ascience, art of profession - Management & Administration - Roles ofManagement, Levels of Management, Development of Management Thought-early management approaches – Modern management approaches.

Planning: Nature, importance and purpose of planning process Objectives -Types of plans (Meaning Only) - Decision making Importance of planning -steps in planning & planning premises - Hierarchy of plans.

Module - 2

Organizing And Staffing: Nature and purpose of organization Principles oforganization - Types of organization - Departmentation Committees- Centralization Vs Decentralization of authority and responsibility - Span ofcontrol - MBO and MBE (Meaning Only) Nature and importance of staffing--:Process of Selection & Recruitment (in brief).

Directing & Controlling: Meaning and nature of directing Leadershipstyles, Motivation Theories, Communication - Meaning and importance - coordination, meaning and importance and Techniques of Co Ordination. Meaning and steps in controlling - Essentials of a sound control system - Methods of establishing control (in brief)

Module - 3

Introduction: Engineering and economics, Problem solving and decision making, Laws of demand and supply, Difference between Microeconomics & Macroeconomics, equilibrium between demand & supply, elasticity of demand, price elasticity, income elasticity.
Law of Returns, Interest and interest factors, simple and compound interest, Cash flow diagrams, personal loans and EMI payment calculation with flexible interest rates, Discussion and problems

Module - 4

Present, future and annual worth and rate of returns: Basic present worth comparisons, Present worth-equivalence, Assets with unequal lives and infinites lives, future worth comparisons, payback comparisons, Equivalent annual worth comparisons, situations for annual worth comparisons. Asset life, Rate of return, minimum acceptable rate of return, IRR anomalies and misconceptions, Cost of capital, comparisons of all present future and annual worth with IRR, product costing, Discussions and problems

Module - 5

Costing and depreciation: Components of costs, estimation of selling price, marginal cost, first cost, all kinds of overheads, indirect cost estimation with depreciation, mensuration and estimation of material cost, cost estimation of mechanical process, idling time.
Product costing (approaches to product costing), causes of depreciation, methods of computing depreciation charges, straight line method, declining balance method, sum of years method, sinking fund method, service output methods, taxation concepts, personal income taxes and corporate taxes, Discussions and problems.

Course outcomes:

On completion of this subject students will be able to

1. Explain the development of management and the role it plays at different levels in an organization.
2. Comprehend the process and role of effective planning, organizing and staffing for the development of an organization.
3. Understand the necessity of good leadership, communication and coordination for establishing effective control in an organization.
4. Understand engineering economics demand supply and its importance in economics decision making and problem solving.
5. Calculate present worth, annual worth and IRR for different alternatives in economic decision making.
6. Understand the procedure involved in estimation of cost for a simple component, product costing and depreciation, its methods.

TEXT BOOKS:

1. Principles of Management by Tripathy and Reddy
2. Mechanical estimation and costing, T.R. Banga& S.C. Sharma, 17th edition 2015
3. Engineering Economy, Riggs J.L. McGraw Hill, 2002
4. Engineering Economy, Thuesen H.G. PHI , 2002

REFERENCE BOOKS

1. Management Fundamentals- Concepts, Application, Skill Development - RobersLusier - Thomson
2. Basics of Engineering Economy, Leland Blank & Anthony Tarquin, McGraw Hill Publication (India) Private Limited
3. Engineering Economics, R.Paneerselvam, PHI publication
4. Fundamentals of Management: Essential Concepts and Applications, Pearson Education, Robbins S.P. and Decenzo David A.
5. Economics: Principles of Economics, N Gregory Mankiw, Cengage Learning
6. Modern Economic Theory, By Dr. K. K. Dewett& M. H. Navalur, S. Chand Publications

DYNAMICS OF MACHINERY

B.E, VSemester, Mechanical Engineering
[As per Choice Based Credit System (CBCS) scheme]

Course Code	17ME52	**CIE Marks**	**40**
Number of Lecture Hours/Week	**04**	**SEE Marks**	**60**
Total Number of Lecture Hours	**50(10 Hours per Module)**	**Exam Hours**	**03**

Credits – 04

Course Objectives:

1. **To gain the knowledge static and dynamic equilibrium conditions of mechanisms subjected forces and couple, with and without friction.**
2. **Analyze the mechanisms for static and dynamic equilibrium.**
3. **To understand the balancing principles of rotating and reciprocating masses, governors and gyroscopes.**
4. **Analyze the balancing of rotating and reciprocating masses, governors and gyroscopes.**
5. **To understand vibrations characteristics of single degree of freedom systems.**
6. **Characterize the single degree freedom systems subjected to free and forced vibrations with and without damping.**

Module - 1

Static force Analysis: Static equilibrium. Equilibrium of two and three force members. Members with two forces and torque, Free body diagrams, Static force analysis of four bar mechanism and Slider-crank mechanism with and without friction.

Dynamic force Analysis: D 'Alembert's principle, Inertia force, Inertia torque. Dynamic force analysis of four-bar mechanism and Slider crank mechanism without friction, numerical problems.

Module - 2

Balancing of Rotating Masses: Static and dynamic balancing, balancing of single rotating mass by balancing masses in same plane and in different planes. Balancing of several rotating masses by balancing masses in same plane and in different planes.

Balancing of Reciprocating Masses: Inertia effect of crank and connecting rod, Single cylinder engine, balancing in multi cylinder-inline engine (primary and secondary forces), numerical problems.

Module - 3

Governors: Types of governors, force analysis of Porter and Hartnell governors. Controlling force, Stability, Sensitiveness, Isochronism, Effort and Power.

Gyroscope:Vectorial representation of angular motion, Gyroscopic couple. Effect of gyroscopic couple on plane disc, aeroplane, ship, stability of two wheelers and four wheelers, numerical problems.

Module - 4

Introduction &Undamped free Vibrations (Single Degree of Freedom)

Types of vibrations, Definitions, Simple Harmonic Motion (SHM), Work done by harmonic force, Principle of super position applied to SHM. Methods of analysis – (Newton's, Energy & Rayleigh's methods). Derivations for spring mass systems, Natural frequencies of simple systems, Springs in series and parallel, Torsional and transverse vibrations, Effect of mass of spring and problems.

Module - 5

Damped free Vibrations (Single Degree of Freedom)

Types of damping, Analysis with viscous damping - Derivations for over, critical and under damped systems, Logarithmic decrement and numerical problems.

Forced Vibrations (Single Degree of Freedom):

Analysis of forced vibration with constant harmonic excitation, Magnification factor (M.F.), Vibration isolation - Transmissibility ratio, Excitation of support (absolute and relative), Numerical problems.

Course outcomes:

1. Determine the forces and couples for static and dynamic conditions of four bar and slider crank mechanisms to keep the system in equilibrium.
2. Determine magnitude and angular position of balancing masses under static and dynamic condition of rotating masses in same and different planes.
3. Determine unbalanced primary, secondary forces and couples in single and multi-cylinder engine.
4. Determine sensitiveness, isochronism, effort and power of porter and hartnell governors.
5. Determine gyroscopic couple and effects related to 2, 4 wheeler, plane disc, ship and aeroplanes.
6. Understand types of vibration, SHM and methods of finding natural frequencies of simple mechanical systems.
7. Determine equation of motion, natural frequency, damping factor, logarithmic decrement of damped free vibration (SDOF) systems.
8. Determine the natural frequency, force and motion transmissibility of single degree freedom systems.
9. Determine equation of motion of rotating and reciprocating unbalance systems, magnification factor, and transmissibility of forced vibration (SDOF) systems.

TEXT BOOKS:

1. Theory of Machines, Sadhu Singh, Pearson Education, 2nd Edition. 2007.
2. Mechanism and Machine Theory, A. G. Ambekar PHI, 2007
3. Mechanical Vibrations, V. P. Singh, DhanpatRai and Company,
4. Mechanical Vibrations, G. K.Grover, Nem Chand and Bros.

REFERENCE BOOKS

1. Theory of Machines, Rattan S.S. Tata McGraw Hill Publishing Company Ltd., New Delhi, 3rd Edition, 2009.
2. Mechanical Vibrations, S. S. Rao, Pearson Education Inc, 4edition, 2003.

TURBO MACHINES

B.E, VSemester, Mechanical Engineering
[As per Choice Based Credit System (CBCS) scheme]

Course Code	17ME53	**CIE Marks**	**40**
Number of Lecture Hours/Week	**04**	**SEE Marks**	**60**
Total Number of Lecture Hours	**50(10 Hours per Module)**	**Exam Hours**	**03**

Credits – 04

Course Objectives:

- **The course aims at giving an overview of different types of turbomachinery used for energy transformation, such as pumps, fans, compressors, as well as hydraulic and steam turbines.**
- **Explain the working principles of turbomachines and apply it to various types of machines**
- **It will focus on application of turbo machinery in power generation, power absorption and transportation sectors.**

Module - 1

Introduction: Definition of turbo machine, parts of turbo machines, Comparison with positive displacement machines, Classification, Dimensionless parameters and their significance, Effect of Reynolds number, Unit and specific quantities, model studies.

(Note: Since dimensional analysis is covered in Fluid Mechanics subject, questions on dimensional analysis may not be given. However, dimensional parameters and model studies may be given more weightage.)

Thermodynamics of fluid flow: Application of first and second law of thermodynamics to turbo machines, Efficiencies of turbo machines, Static and Stagnation states, Incompressible fluids and perfect gases, overall isentropic efficiency, stage efficiency (their comparison) and polytropic efficiency for both compression and expansion processes. Reheat factor for expansion process

Module - 2

Energy exchange in Turbo machines: Euler's turbine equation, Alternate form of Euler's turbine equation, Velocity triangles for different values of degree of reaction, Components of energy transfer, Degree of Reaction, utilization factor, Relation between degree of reaction and Utilization factor, Problems.

General Analysis of Turbo machines: Radial flow compressors and pumps – general analysis, Expression for degree of reaction, velocity triangles, Effect of blade discharge angle on energy transfer and degree of reaction, Effect of blade discharge angle on performance, Theoretical head – capacity relationship, General analysis of axial flow pumps and compressors, degree of reaction, velocity triangles, Problems.

Module - 3

Steam Turbines: Classification, Single stage impulse turbine, condition for maximum blade efficiency, stage efficiency, Need and methods of compounding, Multi-stage impulse turbine, expression for maximum utilization factor.

Reaction turbine – Parsons's turbine, condition for maximum utilization factor, reaction staging. Problems.

Module - 4

Hydraulic Turbines: Classification, various efficiencies.**Pelton turbine** – velocity triangles, design parameters, Maximum efficiency.

Francis turbine - velocity triangles, design parameters, runner shapes for different blade speeds. Draft tubes- Types and functions. **Kaplan and Propeller turbines** - velocity triangles, design parameters. Problems.

Module - 5

Centrifugal Pumps: Classification and parts of centrifugal pump, different heads and efficiencies of centrifugal pump, Minimum speed for starting the flow, Maximum suction lift, Net positive suction head, Cavitation, Need for priming, Pumps in series and parallel. Problems.

Centrifugal Compressors: Stage velocity triangles, slip factor, power input factor, Stage work, Pressure developed, stage efficiency and surging and problems. Axial flow Compressors: Expression for pressure ratio developed in a stage, work done factor, efficiencies and stalling. Problems.

Course outcomes:

- **Able to give precise definition of turbomachinery**
- **Identify various types of turbo machinery**
- **Apply the Euler's equation for turbomachinery to analyse energy transfer in turbomachines**
- **Understand the principle of operation of pumps, fans, compressors and turbines.**
- **Perform the preliminary design of turbomachines (pumps, rotary compressors and turbines)**
- **Analyze the performance of turbo machinery.**

TEXT BOOKS:

1. An Introduction to Energy Conversion, Volume III, Turbo machinery, V. Kadambi and Manohar Prasad, New Age International Publishers, reprint 2008.
2. Turbo Machines ,B.U.Pai , 1st Editions, Wiley India Pvt, Ltd.
3. Turbines, Compressors & Fans, S. M. Yahya, Tata McGraw Hill Co. Ltd., 2nd edition, 2002

REFERENCE BOOKS

1. Principals of Turbo machines, D. G. Shepherd, The Macmillan Company (1964).
2. Fluid Mechanics & Thermodynamics of Turbo machines, S. L. Dixon, Elsevier (2005).
3. Text Book of Turbo machines, M. S. Govindegouda and A. M. Nagaraj, M. M. Publications, 4Th Ed, 2008.

DESIGN OF MACHINE ELEMENTS – I
B.E, V Semester, Mechanical Engineering
[As per Choice Based Credit System (CBCS) scheme]

Course Code	17ME54	**CIE Marks**	**40**
Number of Lecture Hours/Week	**04**	**SEE Marks**	**60**
Total Number of Lecture Hours	**50(10 Hours per Module)**	**Exam Hours**	**03**

Credits – 04

Course Objectives:

1. **Able to understand mechanical design procedure, materials, codes and use of standards**
2. **Able to design machine components for static, impact and fatigue strength.**
3. **Able to design fasteners, shafts, joints, couplings, keys, threaded fasteners riveted joints, welded joints and power screws.**

Module - 1

Fundamentals of Mechanical Engineering Design

Mechanical engineering design, Phases of design process, Design considerations, Engineering Materials and their Mechanical properties,Standards and Codes, Factor of safety, Material selection.

Static Stresses: Static loads.Normal, Bending, Shear andCombinedstresses. Theories of failure. Stress concentration and determination of stress concentration factor.

Module - 2

Design for Impact and Fatigue Loads

Impact stress due to Axial, Bending and Torsional loads.

Fatigue failure: Endurance limit, S-N Diagram, Low cycle fatigue, High cycle fatigue, modifying factors: size effect, surface effect. Stress concentration effects, Notch sensitivity, fluctuating stresses, Goodman and Soderberg relationship, stresses due to combined loading, cumulative fatigue damage.

Module - 3

Design of Shafts, Joints, Couplings and Keys

Torsion of shafts, design for strength and rigidity with steady loading, ASME codes for power transmission shafting, shafts under combined loads. Design of Cotter and Knuckle joints, Rigid and flexible couplings, Flange coupling, Bush and Pin type coupling and Oldham's coupling. Design of keys-square, saddle, flat and father.

Module - 4

Riveted Joints and Weld Joints

Rivet types, rivet materials, failures of riveted joints, Joint Efficiency, Boiler Joints, Lozanze Joints, Riveted Brackets, eccentrically loaded joints. Types of welded joints, Strength of butt and fillet welds, welded brackets with transverse and parallel fillet welds, eccentrically loaded welded joints.

Module - 5

Threaded Fasteners and Power Screws

Stresses in threaded fasteners, Effect of initial tension, Design of threaded fasteners under static loads, Design of eccentrically loaded bolted joints. Types of power screws, efficiency and self-locking, Design of power screw, Design of screw jack: (Complete Design).

Course outcomes:

1. **Describe the design process, choose materials.**
2. **Apply the codes and standards in design process.**
3. **Analyze the behavior of machine components under static, impact, fatigue loading using failure theories.**
4. **Design shafts, joints, couplings.**
5. **Design of riveted and welded joints.**
6. **Design of threaded fasteners and power screws**

TEXT BOOKS:

1. Design of Machine Elements, V.B. Bhandari, Tata McGraw Hill Publishing Company Ltd., New Delhi, 2nd Edition 2007.
2. Mechanical Engineering Design, Joseph E Shigley and Charles R. Mischke. McGraw Hill International edition, 6th Edition, 2009.

Design Data Handbook:

1. Design Data Hand Book, K. Lingaiah, McGraw Hill, 2nd Ed.
2. Data Hand Book, K. Mahadevan and Balaveera Reddy, CBS Publication
3. Design Data Hand Book, S C Pilli and H. G. Patil, I. K. International Publisher, 2010.

REFERENCE BOOKS

1. Machine Design, Robert L. Norton, Pearson Education Asia, 2001.
2. Engineering Design, George E. Dieter, Linda C Schmidt, McGraw Hill Education, Indian Edition, 2013.
3. Design of Machined Elements, S C Pilli and H. G. Patil, I. K. International Publisher, 2017.
4. Machine Design, Hall, Holowenko, Laughlin (Schaum's Outline series) adapted by S.K Somani, tata McGraw Hill Publishing company Ltd., New Delhi, Special Indian Edition, 2008

REFRIGERATION AND AIR-CONDITIONING

B.E, V Semester, Mechanical Engineering

[As per Choice Based Credit System (CBCS) scheme]

Course Code	17ME551	**CIE Marks**	**40**
Number of Lecture Hours/Week	**03**	**SEE Marks**	**60**
Total Number of Lecture Hours	**40(8Hours per Module)**	**Exam Hours**	**03**

Credits – 03

Course Objectives:

1. **Study the basic definition, ASHRAE Nomenclature for refrigerating systems**
2. **Understand the working principles and applications of different types of refrigeration systems**
3. **Study the working of air conditioning systems and their applications**
4. **Identify the performance parameters and their relations of an air conditioning system**

Module - 1

Introduction to Refrigeration –Basic Definitions, Heat pump and Refrigerating Machine, Best Refrigeration Cycle:The Carnot Principle, Gas as a Refrigerant in Reversed Carnot Cycle,Limitations of Reversed Carnot Cycle, Reversed Brayton or Bell Coleman Cycle, Application to Aircraft Refrigeration, Simple Numerical problems.

Industrial Refrigeration-Chemical and process industries, Dairy plants, Petroleum refineries, Food processing units.

Module - 2

Vapor Compression Refrigeration System(VCRS): Modifications in Reversed Carnot Cycle with Vapor as a refrigerant, Vapor Compression Cycle, Ewing's Construction, Actual Vapor Compression Cycle, Effect of Operating Conditions. Simple Numerical problems.

Multistage or Compound Compression, Multi-evaporator systems, Cascade Systems, – Methods like Flash Gas removal, Flash inter cooling and water Inter cooling.

Module - 3

Vapor Absorption Refrigeration Systems: Simple Vapor – Absorption System, Maximum Coefficient of Performance of a Heat Operated Refrigerating Machine, Absorbent – Refrigerant combinations, Water-Ammonia Systems,Practical problems, Lithium- Bromide System, Modifications to Simple Vapor-Absorption, Electrolux Refrigerator.

Other types of Refrigeration systems: (i) Steam-Jet refrigeration system and (ii) Thermoelectric refrigeration,(iii) pulse tube refrigeration, (iv)thermo acoustic refrigeration systems

Module - 4

Refrigerants: Primary and Secondary refrigerants, Designation of Refrigerants, Desirable properties of refrigerants, Selection of a Refrigerant, Ozone Depletion Potential and Global Warming Potential of CFC Refrigerants. Thermodynamic requirements, Comparison between different refrigerants, Substitutes for CFC refrigerants, Secondary Refrigerants.

Refrigeration systems Equipment: Compressors, Condensers, Expansion Devices and Evaporators, A brief look at other components of the system.

Module - 5

Air-Conditioning: Basic Processes in Conditioning of Air, Psychrometric Processes in Air-Conditioning Equipment, Simple Air-Conditioning /system and State and Mass Rate of Supply Air, Summer Air Conditioning, Winter Air Conditioning.

Loading Calculation and Applied Psychometrics : Preliminary Considerations, Internal Hear Gains, System Heat Gains, Break-up of Ventilation Load and Effective Sensible Heat Factor, Cooling Load Estimate. Psychrometric Calculations for Cooling, Selection of Air-Conditioning Apparatus for Cooling and Dehumidification, Building Requirements and Energy Conservation in Air Conditioned Buildings.

Transport air conditioning Systems:Air conditioning systems for automobiles (cars, buses etc.), Air conditioning systems for trains, Air conditioning systems for ships.

Course outcomes:

1. **Illustrate the principles, nomenclature and applications of refrigeration systems.**
2. **Explainvapor compression refrigeration system and identify methods for performance improvement**
3. **Study the working principles of air, vapor absorption, thermoelectric and steam-jet and thermo-acoustic refrigeration systems**
4. **Estimate the performance of air-conditioning systems using the principles of psychometry.**
5. **Compute and Interpret cooling and heating loads in an air-conditioning system**
6. **Identify suitable refrigerant for various refrigerating systems**

TEXT BOOKS:

1. Roy J. Dossat, Principles of Refrigeration, Wiley Limited
2. Arora C.P., Refrigeration and Air-conditioning, Tata Mc Graw –Hill, New Delhi, 2nd Edition, 2001.
3. Stoecker W.F., and Jones J.W., Refrigeration and Air-conditioning, Mc Graw - Hill, New Delhi 2nd edition, 1982.

REFERENCE BOOKS

1. Dossat,Principles of Refrigeration Pearson-2006.
2. McQuistion,Heating,Ventilation and Air Conditioning, Wiley Students edition,5th edition 2000.
3. PITA,Air conditioning 4rth edition, pearson-2005
4. Refrigeration and Air-Conditioning' by Manoharprasad
5. S C Arora& S Domkundwar, Refrigeration and Air-Conditioning DhanpatRai Publication
6. http://nptel.ac.in/courses/112105128/#

THEORY OF ELASTICITY
B.E, V Semester, Mechanical Engineering
[As per Choice Based Credit System (CBCS) scheme]

Course Code	17ME552	**CIE Marks**	**40**
Number of Lecture Hours/Week	**03**	**SEE Marks**	**60**
Total Number of Lecture Hours	**40 (8Hours per Module)**	**Exam Hours**	**03**
Credits – 03			

Course Objectives:

1. **To gain knowledge of stresses and strains in 3D and their relations and thermal stresses.**
2. **To understand the 2D analysis of elastic structural members.**
3. **To gain knowledge of thermal stresses and stability of columns**
4. **To analysis elastic members for the stresses and strains induced under direct loading conditions.**
5. **To analyse the axisymmetric and torsional members.**
6. **To analyse the thermal stresses induced in disks and cylinders.**
7. **To analyse the stability of columns**

Module - 1

Analysis of Stress: Definition and notation of stress, equations of equilibrium in differential form, stress components on an arbitrary plane, equality of cross shear, stress invariants, principal stresses,octahedral stress, planes of maximum shear, stress transformation, plane state of stress, Numerical problems

Module - 2

Analysis of Strain: Displacement field, strains in term of displacement field, infinitesimal strain at a point, engineering shear strains,strain invariants, principal strains, octahedral strains, plane state of strain, compatibility equations, strain transformation, Numerical Problems.

Module - 3

Two-Dimensional classical elasticity Problems: Cartesian co-ordinates - Relation between plane stress and plane strain, stress functions for plane stress and plane strain state, Airy's stress functions, Investigation of Airy's stress function for simple beams, bending of a narrow cantilever beam of rectangular cross section under edge load. Bending of simply supported beam under UDL.General equations in polar coordinates, stress distribution symmetrical about an axis, Thick wall cylinder subjected to internal and external pressures, Numerical Problems.

Module - 4

Axisymmetric and Torsion problems: Stresses in rotating discs of uniform thickness and cylinders. Torsion of circular, elliptical and triangular bars, Prandtl's membrane analogy,torsion of thin walled thin tubes, torsion of thin walled multiple cell closed sections. Numerical Problems

Module - 5
Thermal stress and Elastic stability: Thermo elastic stress strain relations, equations ofequilibrium,thermal stresses in thin circular discs and in long circularcylinders.Euler's column buckling load: clamped-free, clamped-hinged, clamped-clamped and pin-ended, Numerical Problems
Course outcomes: **1. Describe the state of stress and strain in 2D and 3D elastic members subjected to direct loads and thermal loads.** **2. Analyse the structural members: beam, rotating disks, columns.** **3. Analyse the torsional rigidity of circular and non-circular sections.** **4. Analyse the stability of columns.**
TEXT BOOKS: 1. Theory of Elasticity, S. P. Timoshenko and J. N Goodier, Mc. Graw, Hill International, 3rd Ed., 2010. 2. Theory of Elasticity, Dr. Sadhu Singh, Khanna Publications, 2004.
REFERENCE BOOKS 1. Advanced Mechanics of solids, L. S. Srinath, Tata Mc. Graw Hill,2009. 2. Theory of Elastic stability, Stephen P. Timoshenko, Mc Graw Hill, 2nd Ed, 2014.

HUMAN RESOURCE MANAGEMENT

B.E, V Semester, Mechanical Engineering

[As per Choice Based Credit System (CBCS) scheme]

Course Code	17ME553	**CIE Marks**	**40**
Number of Lecture Hours/Week	**03**	**SEE Marks**	**60**
Total Number of Lecture Hours	**40 (8Hours per Module)**	**Exam Hours**	**03**

Credits – 03

Course Objectives:

1. **To develop a meaningful understanding of HRM theory, functions and practices.**
2. **To apply HRM concepts and skills across various types of organizations**.

Module - 1

Human Resource Management

Introduction, meaning, nature, scope of HRM. Importance and Evolution of the concept of HRM. Major functions of HRM, Principles of HRM, Organization of Personnel department, Role of HR Manager.

Job Analysis: Meaning, process of job analysis, methods of collecting job analysis data, Job Description and Specification, Role Analysis.

Module - 2

Human Resource Planning: Objectives, Importance and process of Human Resource planning, Effective HRP
Recruitment: Definition, Constraints and Challenges, Sources and Methods of Recruitment, New Approaches to recruitment.
Selection: Definition and Process of Selection.

Module - 3

Placement: Meaning, Induction/Orientation, Internal Mobility, Transfer, Promotion, Demotion and Employee Separation.
Training and development: Training v/s development, Training v/s Education, Systematic Approach to Training, Training Methods, Executive Development, Methods and Development of Management Development, Career and Succession Planning.

Module - 4

Performance Appraisal: Concept of Performance Appraisal, the Performance Appraisal process, Methods of Performance Appraisal, Essential Characteristic of an Effective Appraisal System.
Compensation: Objectives of Compensation Planning, Job Evaluation, Compensation Pay Structure in India, Wage and Salary Administration, Factors Influencing Compensation Levels, Executive Compensation.

Employee Welfare: Introduction, Types of Welfare Facilities and Statutory Provisions.
Employee Grievances: Employee Grievance procedure, Grievances management in Indian Industry.
Discipline: Meaning, approaches to discipline, essential of a good disciplinary system, managing difficult employees.

Course outcomes:

1. **Understand the importance, functions and principles Human Resource Management and process of Job analysis**
2. **Summarize the objectives of Human Resource planning, Recruitment and selection process**
3. **Understand the process involved in Placement, Training and development activities.**
4. **Understand the characteristics of an effective appraisal system and compensation planning.**
5. **Understand the issues related to employee welfare, grievances and discipline.**

TEXT BOOKS:

1. Human Resource Management- Rao V.S.P, Excel books, 2010
2. Human Resource Management- Cynthia D. Fisher, 3/e, AIPD, Chennai
3. Human Resource Management: A South Asian Perspective, Snell, Bohlander&Vohra, 16th Rep., Cengage Learning, 2012
4. Human Resource Management- Lawrence S Kleeman, Biztantra, 2012
5. Human Resource Management- Aswathappa K, HPH

REFERENCE BOOKS

1. Human Resource Management- John M. Ivancevich, 10/e, McGraw Hill.
2. Human Resource Management in Practice- Srinivas R. Kandulla, PHI
3. Human Resource Management- Luis R Gomez-Mejia, David B. Balkin, Robert L Cardy, 6/e, PHI, 2010

NON TRADITIONAL MACHINING

B.E, V Semester, Mechanical Engineering

[As per Choice Based Credit System (CBCS) scheme]

Course Code	17ME554	CIE Marks	40
Number of Lecture Hours/Week	03	SEE Marks	60
Total Number of Lecture Hours	40 (8Hours per Module)	Exam Hours	03

Credits – 03

Module - 1

INTRODUCTION

Introduction to Non-traditional machining, Need for Non-traditional machining process, Comparison between traditional and non-traditional machining, general classification Non-traditional machining processes, classification based on nature of energy employed in machining, selection of non-traditional machining processes, Specific advantages, limitations and applications of non-traditional machining processes.

Module - 2

Ultrasonic Machining (USM): Introduction, Equipment and material process, Effect of process parameters: Effect of amplitude and frequency, Effect of abrasive grain diameter, effect of slurry, tool & work material. Process characteristics: Material removal rate, tool wear, accuracy, surface finish, applications, advantages & limitations of USM.

Abrasive Jet Machining (AJM): Introduction, Equipment and process of material removal, process variables: carrier gas, type of abrasive, work material, stand-off distance (SOD).Process characteristics-Material removal rate, Nozzle wear, accuracy & surface finish.Applications, advantages & limitations of AJM.

Water Jet Machining (WJM): Equipment & process, Operation, applications, advantages and limitations of WJM.

Module - 3

ELECTROCHEMICAL MACHINING (ECM)

Introduction, Principle of electro chemical machining: ECM equipment, elements of ECM operation, Chemistry of ECM. ECM Process characteristics: Material removal rate, accuracy, surface finish.

Process parameters: Current density, Tool feed rate, Gap between tool & work piece, velocity of electrolyte flow, type of electrolyte, its concentration temperature, and choice of electrolytes. ECM Tooling: ECM tooling technique & example, Tool & insulation materials.

Applications ECM: Electrochemical grinding and electrochemical honing process. Advantages, disadvantages and application of ECG, ECH.

CHEMICAL MACHINING (CHM)

Elements of the process: Resists (maskants), Etchants. Types of chemical machining process-chemical blanking process, chemical milling process. Process characteristics of CHM: material removal rate, accuracy, surface finish, advantages, limitations and applications of chemical machining process.

Module - 4

ELECTRICAL DISCHARGE MACHINING (EDM)

Introduction, mechanism of metal removal, EDM equipment: spark erosion generator (relaxation type), dielectric medium-its functions & desirable properties, electrode feed control system. Flushing types; pressure flushing, suction flushing, side flushing, pulsed flushing. EDM process parameters: Spark frequency, current & spark gap, surface finish, Heat Affected Zone. Advantages, limitations & applications of EDM, Electrical discharge grinding, Traveling wire EDM.

PLASMA ARC MACHINING (PAM)

Introduction, non-thermal generation of plasma, equipment mechanism of metal removal, Plasma torch, process parameters, process characteristics. Safety precautions. Safety precautions, applications, advantages and limitations.

Module - 5

LASER BEAM MACHINING (LBM)

Introduction, generation of LASER, Equipment and mechanism of metal removal, LBM parameters and characteristics, Applications, Advantages & limitations.

ELECTRON BEAM MACHINING (EBM)

Introduction, Principle, equipment and mechanism of metal removal, applications, advantages and limitations.

Course outcomes:

1. **Understand the compare traditional and non-traditional machining processand recognize the need for Non-traditional machining process.**
2. **Understand the constructional features, performance parameters, process characteristics, applications, advantages and limitations of USM, AJM and WJM.**
3. **Identify the need of Chemical and electro-chemical machining process along with the constructional features, process parameters, process characteristics, applications, advantages and limitations.**
4. **Understand the constructional feature of the equipment, process parameters, process characteristics, applications, advantages and limitations EDM & PAM.**
5. **Understand the LBM equipment, LBM parameters, and characteristics. EBM equipment and mechanism of metal removal, applications, advantages and limitations LBM & EBM.**

TEXT BOOKS:

1. Modern Machining Process by P.C Pandey and H S Shah, McGraw Hill Education India Pvt. Ltd. 2000
2. Production technology, HMT, McGraw Hill Education India Pvt. Ltd. 2001

REFERENCE BOOKS

1. New Technology, Dr. Amitabha Bhattacharyya, The Institute of Engineers (India), 2000
2. Modern Machining process, Aditya, 2002.

OPTIMIZATION TECHNIQUES

B.E, V Semester, Mechanical Engineering

[As per Choice Based Credit System (CBCS) scheme]

Course Code	17ME561	**CIE Marks**	**40**
Number of Lecture Hours/Week	**03**	**SEE Marks**	**60**
Total Number of Lecture Hours	**40 (8Hours per Module)**	**Exam Hours**	**03**

Credits – 03

Course Objective:

The general objectives of the course is to:

1. **Introduce the fundamental concepts of Optimization Techniques;**
2. **Make the learners aware of the importance of optimizations in real scenarios;**
3. **Provide the concepts of various classical and modern methods of for constrained and unconstrained problems in both single and multivariable.**

Module - 1

Introduction to Classical Optimization Techniques

Statement of an Optimization problem – design vector – design constraints – constraint surface – objective function – objective function surfaces – classification of Optimization problems.

Classical Optimization Techniques

Single variable Optimization, Multi variable Optimization with and without constraints,Multivariable Optimization with equality constraints - solution by method of Lagrange multipliers, Multivariable Optimization with inequality constraints - Kuhn – Tucker conditions. .

Module - 2

Linear Programming

Various definitions, statements of basic theorems and properties, Advantages, Limitations and Application areas of Linear Programming, Graphical method of Linear Programming problem.

Simplex Method – Phase I and Phase II of the Simplex Method, The Revised Simplex method, Primal and Dual Simplex Method, Big –M method.

Module - 3

Transportation Problem

Finding initial basic feasible solution by north – west corner rule, least cost method and Vogel's approximation method – testing for optimality of balanced transportation problems. (Including assignment and travelling salesman problems) (No degeneracy problems)

Queuing

Queuing Models : Essential features of queuing systems, operating characteristics of queuing system, probability distribution in queuing systems, classification of queuing models, solution of queuing M/M/1 : ∞ /FCFS,M/M/1 : N/FCFS, M/M/C : ∞/FCFS, M/M/C : N/FCFS.

Module - 4

Dynamic Programming

Dynamic programming multistage decision processes – types – concept of sub optimization and the principle of optimality – computational procedure in dynamic programming – examples illustrating the calculus method of solution - examples illustrating the tabular method of solution.

Integer Programming

Pure and mixed integer programming problems, Solution of Integer programming problems – Gomory's all integer cutting plane method and mixed integer method, branch and bound method, Zero-one programming.

Module - 5

Simulation Modeling

Introduction, Definition and types, Limitations, Various phases of modeling, Monte Carlo method, Applications, advantages and limitations of simulation

Course outcomes:

1. **Understand the overview of optimization techniques, concepts of design space, constraint surfaces and objective function.**
2. **Review differential calculus in finding the maxima and minima of functions of several variables.**
3. **Formulate real-life problems with Linear Programming.**
4. **Solve the Linear Programming models using graphical and simplex methods.**
5. **Formulate real-life transportation, assignment and travelling salesman problems to find the optimum solution using transportation algorithms**
6. **Analyze the Queuing model for effective customer satisfaction**
7. **Apply dynamic programming to optimize multi stage decision problems.**
8. **Determine the level of inventory that a business must maintain to ensure smooth operation.**
9. **Construct precedence diagram for series of activities in a huge project to find out probability of expected completion time using PERT-CPM networks. Also reduce the duration of project by method of crashing.**

TEXT BOOKS:

1. Engineering optimization: Theory and practice"-by S.S.Rao, New Age International (P) Limited.
2. Operations Research: An Introduction" by H A Taha, 5th Edition, Macmillan, New York.
3. Operations Research by NVR Naidu, G Rajendra, T Krishna Rao, I K International Publishing house, New Delhi.

REFERENCE BOOKS

1. Optimization Methods in Operations Research and systems Analysis" – by K.V. Mittal and C. Mohan, New Age, International (P) Limited, Publishers
2. Operations Research – by S.D.Sharma, KedarnathRamanath& Co
3. Linear programming, G. Hadley, Narosa Publishing House, New Delhi.
4. Industrial Engineering and Production Management, M. Mahajan, DhanpatRai& co

ENERGY AND ENVIRONMENT

B.E, V Semester, Mechanical Engineering

[As per Choice Based Credit System (CBCS) scheme]

Course Code	**17ME562**	**CIE Marks**	**40**
Number of Lecture Hours/Week	**03**	**SEE Marks**	**60**
Total Number of Lecture Hours	**40 (8Hours per Module)**	**Exam Hours**	**03**

Credits – 03

Course Objective:

1. **Understand energy scenario, energy sources and their utilization**
2. **Learn about methods of energy storage, energy management and economic analysis**
3. **Have proper awareness about environment and eco system.**
4. **Understand the environment pollution along with social issues and acts.**

Module - 1

Basic Introduction to Energy: Energy and power, forms of energy,primary energy sources, energy flows, world energy production and consumption,Key energy trends in India:Demand, Electricity, Access to modern energy, Energy production and trade, Factors affecting India's energy development:Economy and demographics Policy and institutional framework, Energy prices and affordability, Social and environmental aspects, Investment..

Module - 2

Energy storage systems: Thermal energy storage methods, Energy saving, Thermal energy storage systems
Energy Management: Principles of Energy Management, Energy demand estimation, Energy pricing
Energy Audit: Purpose, Methodology with respect to process Industries, Characteristic method employed in Certain Energy Intensive Industries
Economic Analysis: Scope, Characterization of an Investment Project

Module - 3

Environment: Introduction, Multidisciplinary nature of environmental studies- Definition, scope and importance, Need for public awareness.
Ecosystem: Concept, Energy flow, Structure and function of an ecosystem. Food chains, food webs and ecological pyramids, Forest ecosystem, Grassland ecosystem, Desert ecosystem and Aquatic ecosystems, Ecological succession.

Module - 4

Environmental Pollution: Definition, Cause, effects and control measures of - Air pollution, Water pollution, Soil pollution, Marine pollution, Noise pollution, Thermal pollution and Nuclear hazards , Solid waste Management, Disaster management Role of an individual in prevention of pollution, Pollution case studies.

Module - 5

Social Issues and the Environment: Climate change, global warming, acid rain, ozone layer depletion, nuclear accidents and holocaust. Case Studies. Wasteland reclamation, Consumerism and waste products, Environment Protection Act, Air (Prevention and Control of Pollution) Act,

Water (Prevention and control of Pollution) Act, Wildlife Protection Act, Forest Conservation Act, Issues involved in enforcement of environmental legislation.

Course outcomes:

1. **Summarize the basic concepts of energy, its distribution and general Scenario.**
2. **Explain different energy storage systems, energy management, audit and economic analysis.**
3. **Summarize the environment eco system and its need for awareness.**
4. **Identify the various types of environment pollution and their effects.**
5. **Discuss the social issues of the environment with associated acts.**

TEXT BOOKS:

1. Textbook for Environmental Studies For Undergraduate Courses of all Branches of Higher Education by University grant commission and BharathiVidyapeeth Institute of environment education and Research ,Pune
2. De, B. K., Energy Management audit & Conservation, 2nd Edition, Vrinda Publication, 2010.

REFERENCE BOOKS

1. Turner, W. C., Doty, S. and Truner, W. C., Energy Management Hand book, 7th edition, Fairmont Press, 2009.
2. Murphy, W. R., Energy Management, Elsevier, 2007.
3. Smith, C. B., Energy Management Principles, Pergamum, 2007
4. Environment pollution control Engineering by C S Rao, New Age International, 2006, reprint 2015, 2nd edition.
5. Environmental studies, by Benny Joseph, Tata McGraw Hill, 2008, 2nd edition.

AUTOMATION & ROBOTICS
B.E, V Semester, Mechanical Engineering
[As per Choice Based Credit System (CBCS) scheme]

Course Code	**17ME563**	**CIE Marks**	**40**
Number of Lecture Hours/Week	**03**	**SEE Marks**	**60**
Total Number of Lecture Hours	**40 (8Hours per Module)**	**Exam Hours**	**03**
Credits – 03			

Course Objective:

- To identify potential areas for automation and justify need for automation.
- To select suitable major control components required to automate a process or an activity
- To study the various parts of robots and fields of robotics.
- To study the various kinematics and inverse kinematics of robots.
- To study the control of robots for some specific applications.

Module - 1

Introduction to automation

Basic elements of an automated system, advanced automation functions, levels of automation, process industries versus discrete manufacturing industries, continuous versus discrete control, computer process control. Hardware components for automation and process control, sensors, actuators, analog to digital converters, digital to analog converters, input/output devices for discrete data

Module - 2

Automated production lines

Fundamentals of automated production lines, application of automated production lines, analysis of transfer lines, automated assembly systems, fundamentals of automated assembly systems, quantitative analysis of assembly systems, automatic identification methods, barcode technology, radio frequency identification, other AIDC technologies

Module - 3

Industrial Robotics

Robotic configuration, robot anatomy and related attributes, robot control systems, end effectors, sensors in robotics, industrial robot applications, robot accuracy and repeatability, different types of robotics, various generations of robots, degrees of freedom – Asimov's laws of robotics dynamic stabilization of robots.

Module - 4

Spatial descriptions and transformations

Positions, orientations, and frames. Mappings: Changing descriptions from frame to frame. Operators: translations, rotations and transformations, transformation arithmetic transform equations, transformation of free vectors computational considerations, manipulator Kinematics, link description, link-connection description, actuator space joint space and Cartesian space

Module - 5

Robot programming

Introduction, levels of robot programming, requirements of robot programming language, problems pertaining to robot programming languages, offline programming systems, central issues in OLP systems, automating subtasks in OLP systems, simple programs on robot applications

TEXT BOOKS:

1. Automation, Production systems, and computer integrated manufacturing-MikellP.Groover 3rd edition, Pearson 2009
2. Industrial Robotics-Groover, Weiss, Nagel, McGraw Hill International, 2nd edition, 2012

REFERENCE BOOKS

1. Robotics for Engineers –YoramKoren, McGraw Hill International, 1st edition, 1985.
2. Robotic Engineering - An Integrated approach, Klafter, Chmielewski and Negin, PHI, 1st edition, 2009.
3. An Introduction to Automated Process Planning Systems- Tiess Chiu Chang & Richard A. Wysk

PROJECT MANAGEMENT

B.E, V Semester, Mechanical Engineering

[As per Choice Based Credit System (CBCS) scheme]

Course Code	**17ME564**	**CIE Marks**	**40**
Number of Lecture Hours/Week	**03**	**SEE Marks**	**60**
Total Number of Lecture Hours	**40 (8Hours per Module)**	**Exam Hours**	**03**

Credits – 03

Module - 1

Introduction: Definition of project, characteristics of projects, understandprojects, types of projects, scalability of project tools, project roles

Project Selection And Prioritization – Strategic planning process, Strategicanalysis, strategic objectives, portfolio alignment – identifying potentialprojects, methods of selecting projects, financial mode / scoring models toselect projects, prioritizing projects, securing and negotiating projects.

Module - 2

Planning Projects: Defining the project scope, Project scope checklist, Project priorities, Work Breakdown Structure (WBS), Integrating WBS with organisation, coding the WBS for the information system.

Scheduling Projects: Purpose of a project schedule, historical development,how project schedules are limited and created, develop project schedules,uncertainty in project schedules, Gantt chart.

Module - 3

Resourcing Projects: Abilities needed when resourcing projects, estimateresource needs, creating staffing management plant, project teamcomposition issues, Budgeting Projects: Cost planning, cost estimating, cost budgeting, establishing cost control.

Project Risk Planning: Risk Management Planning, risk identification, riskanalysis, risk response planning, Project Quality Planning and ProjectKickoff: Development of quality concepts, project quality management plan, project quality tools, kickoff project, baseline and communicate projectmanagement plan, using Microsoft Project for project baselines.

Module - 4

Performing Projects: Project supply chain management: - Plan purchasingand acquisitions, plan contracting, contact types, project partnering andcollaborations, project supply chain management.

Project Progress and Results: Project Balanced ScorecardApproach, Internal project, customer, financial issues, Finishing the project: Terminateproject early, finish projects on time, secure customer feedback and approval,knowledge management, perform administrative and contract closure.

Module - 5
Network Analysis Introduction, network construction - rules, Fulkerson's rule for numbering the events, AON and AOA diagrams; Critical path method (CPM) to find the expected completion time of a project, floats; PERTfor finding expected duration of an activity and project, determining the probability of completing a project, predicting the completion time of project; crashing of simple projects.
Course Outcomes **On completion of the course the student will be able to** **1. Understand the selection, prioritization and initiation of individual projects and strategic role of project management.** **2. Understand the work breakdown structure by integrating it with organization.** **3. Understand the scheduling and uncertainty in projects.** **4. Students will be able to understand risk management planning using project quality tools.** **5. Understand the activities like purchasing, acquisitions, contracting, partnering and collaborations related to performing projects.** **6. Determine project progress and results through balanced scorecard approach** **7. Draw the network diagram to calculate the duration of the project and reduce it using crashing.**
TEXT BOOKS: 1. Project Management, Timothy J Kloppenborg, Cengage Learning, Edition 2009. 2. Project Management, A systems approach to planning scheduling and controlling by Harold kerzner, CBS publication. Project Management by S Choudhury, Mc Graw Hill Education (India) Pvt. Ltd. New Delhi, 2016
REFERENCE BOOKS 1. Project Management, Pennington Lawrence, Mc Graw hill 2. Project Management, AModer Joseph and Phillips New Yark Van Nostrand, Reinhold. 3. Project Management,Bhavesh M. Patal, Vikas publishing House,

FLUID MECHANICS & MACHINERY LAB

B.E, V Semester, Mechanical Engineering

[As per Choice Based Credit System (CBCS) scheme]

Course Code	17MEL57	CIE Marks	40
Number of Lecture Hours/Week	03 (1 Hour Instruction+ 2 Hours Laboratory)	SEE Marks	60
RBT Levels	L1, L2, L3	Exam Hours	03
Credits – 02			

Course Objectives:

1. **This course will provide a basic understanding of flow measurements usingvarious types of flow measuring devices, calibration and losses associated with these devices.**
2. **Energy conversion principles, analysis and understanding of hydraulic turbines and pumps will be discussed. Application of these concepts for these machines will be demonstrated. Performance analysis will be carried out using characteristic curves.**

PART A

1. Lab layout, calibration of instruments and standards to be discussed
2. Determination of coefficient of friction of flow in a pipe.
3. Determination of minor losses in flow through pipes.
4. Application of momentum equation for determination of coefficient of impact of jets on flat and curved blades
5. Calibration of flow measuring devices.
6. Orifice meter
    - Nozzle
    - Venturimeter
    - V-notch

PART B

1. Performance on hydraulic Turbines
    a. Pelton wheel
    b. Francis Turbine
    c. Kaplan Turbines

2. Performance hydraulic Pumps
    a. Single stage and Multi stage centrifugal pumps
    b. Reciprocating pump
3. Performance test on a two stage Reciprocating Air Compressor
4. Performance test on an Air Blower

PART C(Optional)

1. Visit to Hydraulic Power station/ Municipal Water Pump House and Case Studies
2. Demonstration of cut section models of Hydraulic turbines and Pumps.

Course outcomes:

- **Perform experiments to determine the coefficient of discharge of flow measuring devices.**
- **Conduct experiments on hydraulic turbines and pumps to draw characteristics.**
- **Test basic performance parameters of hydraulic turbines and pumps and execute the knowledge in real life situations.**
- **Determine the energy flow pattern through the hydraulic turbines and pumps**
- **Exhibit his competency towards preventive maintenance of hydraulic machines**
-

Reading:

1. K.L.Kumar."Engineering Fluid Mechanics" Experiments, Eurasia Publishing House, 1997
2. JagdishLal, Hydraulic Machines, Metropolitan Book Co, Delhi, 1995
3.George E. Totten , Victor J. De Negri "Handbook of Hydraulic Fluid Technology, Second Edition, 2011.

Scheme of Examination:

ONE question from part -A: 50 Marks
ONE question from part -B: 30 Marks
Viva –Voice : 20 Marks
Total: 100 Marks

ENERGY LAB

B.E, V Semester, Mechanical Engineering
[As per Choice Based Credit System (CBCS) scheme]

Course Code	17MEL58	**CIE Marks**	**40**
Number of Lecture Hours/Week	**03 (1 Hour Instruction+ 2 Hours Laboratory)**	**SEE Marks**	**60**
Total hours	**50**	**Exam Hours**	**03**
Credits – 02			

Course Objectives:

1. **This course will provide a basic understanding of fuel properties and its measurements using various types of measuring devices**
2. **Energy conversion principles, analysis and understanding of I C Engines will be discussed. Application of these concepts for these machines will be demonstrated. Performance analysis will be carried out using characteristic curves.**
3. **Exhaust emissions of I C Engines will be measured and compared with the standards.**

PART A

1. Lab layout, calibration of instruments and standards to be discussed
2. Determination of Flash point and Fire point of lubricating oil using Abel Pensky and Marten's (closed) / Cleveland's (Open Cup) Apparatus.
3. Determination of Calorific value of solid, liquid and gaseous fuels.
4. Determination of Viscosity of a lubricating oil using Redwoods, Sayboltand Torsion Viscometers.
5. Analysis of moisture, volatile matter, ash content and fixed carbon of solid and liquid fuel samples
6. Valve Timing/port opening diagram of an I.C. Engine.

PART B

1. Performance Tests on I.C. Engines, Calculations of IP, BP, Thermal efficiency, Volumetric efficiency, Mechanical efficiency, SFC, FP, A:F Ratio, heat balance sheet for
    a. Four stroke Diesel Engine
    b. Four stroke Petrol Engine
    c. Multi Cylinder Diesel/Petrol Engine, (Morse test)
    d. Two stroke Petrol Engine
    e. Variable Compression Ratio I.C. Engine.
2. Measurements of Exhaust Emissions of Petrol engine.
3. Measurements of Exhaust Emissions of Diesel engine.

4. Demonstration of pθ , pV plots usingComputerized IC engine test rig

PART C(Optional)

1. Visit to Automobile Industry/service stations.
2. CFD Analysis of design, development, performance evaluation and process optimization in I C Engines.

Course outcomes:

- **Perform experiments to determine the properties of fuels and oils.**
- **Conduct experiments on engines and draw characteristics.**
- **Test basic performance parameters of I.C. Engine and implement the knowledge in industry.**
- **Identify exhaust emission, factors affecting them and report the remedies.**
- **Determine the energy flow pattern through the I C Engine**
- **Exhibit his competency towards preventive maintenance of IC engines.**

1. E.F.Obert, Internal combustion engines and air pollution intext educational publishers (1973). John Heywood, Internal combustion engine fundamentals, McGraw- Hill (1988) - USA.
2. Colin R Ferguson and Allan T. Kirkpatrick Internal combustion engines Applied Thermodynamics, John Wiley & sons –2001.
3. Richard stone, Introduction to internal combustion engines, MacMillan (1992) – USA
4. M. L. MathurAnd R.P. Sharma A course in internal combustion engines, DhanpatRai& sons- India.
5. C. F. Taylor The internal combustion engines in theory and practice, 2 vols. by:, pub.: Wily.
6. C. F. Taylor The internal combustion engines in theory and practice, 2 vols. by:, pub.: Wily.
7. Ganesan, V., Fundamentals of IC Engines, Tata McGraw Hill, 2003
8. Bosch, Automotive hand book, 9th edition.

Scheme of Examination:
ONE question from part -A: 50 Marks
ONE question from part -B: 30 Marks
Viva –Voice : 20 Marks
Total: 100 Marks

FINITE ELEMENT ANALYSIS

B.E, VI Semester, Mechanical Engineering
[As per Choice Based Credit System (CBCS) scheme]

Course Code	17ME61	CIE Marks	40
Number of Lecture Hours/Week	04	SEE Marks	60
Total Number of Lecture Hours	50(10 Hours per Module)	Exam Hours	03

Credits – 04

Course Objectives:

- **To learn basic principles of finite element analysis procedure.**
- **To learn the theory and characteristics of finite elements that represent engineering structures.**
- **To learn and apply finite element solutions to structural, thermal, dynamic problem to develop the knowledge and skills needed to effectively evaluate finite element analyses.**

Module - 1

Introduction to Finite Element Method: General description of the finite element method. Engineering applications of finite element method. Boundary conditions: homogeneous and nonhomogeneous for structural, heat transfer and fluid flow problems.Potential energy method, Rayleigh Ritz method, Galerkin's method, Displacement method of finite element formulation. Convergence criteria, Discretization process, Types of elements: 1D, 2D and 3D, Node numbering, Location of nodes. Strain displacement relations, Stress strain relations, Plain stress and Plain strain conditions, temperature effects.

Interpolation models: Simplex, complex and multiplex elements, Linear interpolation polynomials in terms of global coordinates 1D, 2D, 3D Simplex Elements.

Module - 2

One-Dimensional Elements-Analysis of Bars and Trusses,Linear interpolation polynomials in terms of localcoordinate's for1D, 2Delements. Higher order interpolation functions for 1D quadratic and cubic elements in natural coordinates,Constant strain triangle, Four-Nodded Tetrahedral Element (TET 4), Eight-Nodded Hexahedral Element (HEXA8), 2D iso-parametric element, Lagrange interpolation functions, Numerical integration: Gaussian quadrature one point,two point formulae, 2D integrals. Fore terms: Body force, traction force and point loads,

Numerical Problems: Solution for displacement, stress and strain in 1D straight bars, stepped bars and tapered bars using elimination approach and penalty approach, Analysis of trusses

Module - 3

Beams and Shafts: Boundary conditions, Load vector, Hermite shape functions, Beam stiffness matrix based on Euler-Bernoulli beam theory, Examples on cantilever beams, propped cantilever beams, Numerical problems on simply supported, fixed straight and stepped beams using direct stiffness method with concentrated and uniformly distributed load.

Torsion of Shafts: Finite element formulation of shafts, determination of stress and twists in circular shafts.

Module - 4

Heat Transfer: Basic equations of heat transfer: Energy balance equation, Rate equation: conduction, convection, radiation, energy generated in solid, energy stored insolid, 1D finite element formulation using vibrational method, Problems with temperature gradient and heat fluxes, heat transfer in composite sections, straight fins.

Module - 5

Axi-symmetric Solid Elements: Derivation of stiffness matrix of axisymmetric bodies with triangular elements, Numerical solution of axisymmetric triangular element(s) subjected to surface forces, point loads, angular velocity, pressure vessels.

Dynamic Considerations: Formulation for point mass and distributed masses, Consistent element mass matrix of one dimensional bar element, truss element, axisymmetric triangular element, quadrilateral element, beam element. Lumped mass matrix of bar element, truss element, Evaluation of eigen values and eigen vectors, Applications to bars, stepped bars, and beams.

Course outcomes:

1. **Understand the concepts behind formulation methods in FEM.**
2. **Identify the application and characteristics of FEA elements such as bars, beams, plane andiso-parametric elements.**
3. **Develop element characteristic equation and generation of global equation.**
4. **Able to apply suitable boundary conditions to a global equation for bars, trusses, beams, circular shafts, heat transfer, fluid flow, axi symmetric and dynamic problems and solve them displacements, stress and strains induced.**

TEXT BOOKS:

1. Logan, D. L., A first course in the finite element method,6th Edition, Cengage Learning, 2016.
2. Rao, S. S., Finite element method in engineering, 5th Edition, Pergaman Int. Library of Science, 2010.
3. Chandrupatla T. R., Finite Elements in engineering**,** 2nd Edition, PHI, 2013.

REFERENCE BOOKS

1. J.N.Reddy, "**Finite Element Method"-** McGraw -Hill International Edition.Bathe K. J. Finite Elements Procedures, PHI.
2. Cook R. D., et al. "**Conceptsand Application of Finite Elements Analysis"-** 4th Edition, Wiley & Sons, 2003.

Computer Integrated Manufacturing
B.E, VI Semester, Mechanical Engineering
[As per Choice Based Credit System (CBCS) scheme]

Course Code	17ME62	CIE Marks	40
Number of Lecture Hours/Week	04	SEE Marks	60
Total Number of Lecture Hours	50(10 Hours per Module)	Exam Hours	03

Credits – 04

Course Objectives:

- **To impart knowledge of CIM andAutomation and different concepts of automation by developing mathematical models.**
- **To make students to understand the Computer Applications in Design and Manufacturing [CAD / CAM) leading to Computer integrated**
- **systems. Enable them to perform various transformations of entities on display devices.**
- **To expose students to automated flow lines,assemblylines,Line Balancing Techniques,and Flexible Manufacturing Systems.**
- **To expose students to computer aided process planning, material requirement planning, capacity planning etc.**
- **To expose the students to CNC Machine Tools,CNC part programming, and industrial robots.**
- **To introduce the students to concepts of Additive Manufacturing, Internet of Things, and Industry 4.0leading to Smart Factory.**

Module - 1

Introduction to CIM and Automation:
Automation in Production Systems, automated manufacturing systems- types of automation, reasons for automating, Computer Integrated Manufacturing, computerized elements of a CIM system, CAD/CAM and CIM.
Mathematical models and matrices:production rate, production capacity, utilization and availability, manufacturing lead time, work-in-process, numerical problems.
Automated Production Lines and Assembly Systems: Fundamentals, system configurations, applications, automated flow lines, buffer storage, control of production line, analysis of transfer lines, analysis of flow lines without storage, partial automation, analysis of automated flow lines with storage buffer, fundamentals of automated assembly systems, numerical problems.

Module - 2

CAD and Computer Graphics Software: The design process, applications of computers in design**,** software configuration, functions of graphics package, constructing the geometry.
Transformations: 2D transformations, translation, rotation and scaling, homogeneous transformation matrix, concatenation, numerical problems on transformations.
Computerized Manufacture Planning and Control System: Computer Aided Process Planning, Retrieval and Generative Systems, benefits of CAPP, Production Planning and Control Systems, typical activities of PPC System, computer integrated production management system, Material Requirement Planning, inputs to MRP system, working of MRP, outputs and benefits, Capacity Planning, Computer Aided Quality Control, Shop floor control.

Module - 3

Flexible Manufacturing Systems: Fundamentals of Group Technology and Flexible Manufacturing Systems, types of FMS, FMS components, Material handling and storage system, applications, benefits, computer control systems, FMS planning and design issues, Automated Storage and Retrieval Systems, AS/RS and Automatic parts identification systems and data capture.

Line Balancing: Line balancing algorithms, methods of line balancing, numerical problems on largest candidate rule, Kilbridge and Wester method, and Ranked Positional Weights method.

Module - 4

Computer Numerical Control: Introduction,components of CNC, CNC programming, manual part programming, G Codes, M Codes, programming of simple components inturning,drilling and milling systems, programming with canned cycles.Cutter radius compensations.

Robot Technology: Robot anatomy, joints and links, common robot configurations, robot control systems, accuracy and repeatability, end effectors, sensors in robotics.

Robot programming methods: on-line and off-line methods.
Robot industrial applications: Material handling, processing and assembly and inspection.

Module - 5

Additive Manufacturing Systems: Basic principles of additive manufacturing, slicing CAD models for AM, advantages and limitations of AM technologies, Additive manufacturing processes:Photo polymerization, material jetting, binder jetting, materialextrusion, Powder bed sintering techniques, sheet lamination, directenergy deposition techniques, applications of AM.Recenttrends in manufacturing, Hybrid manufacturing.

Future of Automated Factory: Industry 4.0, functions, applications and benefits. Components of Industry 4.0, Internet of Things (IOT), IOT applications in manufacturing,Big-Data and Cloud Computing for IOT, IOT for smart manufacturing, influence of IOT on predictive maintenance, industrial automation, supply chain optimization, supply-chain & logistics, cyber-physical manufacturing systems.

Course outcomes:

- **Able to define Automation, CIM, CAD, CAM and explain the differences between these concepts.**
- **Solve simple problems of transformations of entities on computer screen.**
- **Explain the basics of automated manufacturing industries through mathematical models and analyze different types of automated flow lines.**
- **Analyze the automated flow linesto reduce down time and enhance productivity.**
- **Explain the use of different computer applications in manufacturing, and able to prepare part programs for simple jobs on CNC machine tools and robot programming.**
- **Visualize and appreciate the modern trends in Manufacturing like additive manufacturing, Industry 4.0 and applications of Internet of Things leading to Smart Manufacturing.**

TEXT BOOKS:

1. Automation, Production Systems and Computer-Integrated Manufacturing, by Mikell P Groover, 4th Edition,2015,Pearson Learning.
2. CAD / CAM Principles and Applications by P N Rao, 3rd Edition, 2015, Tata McGraw-Hill.
3. CAD/CAM/CIM, Dr. P. Radhakrishnan, 3rd edition, New Age International Publishers, New Delhi.

REFERENCE BOOKS

1. "CAD/CAM" by Ibrahim Zeid, Tata McGraw Hill.
2. "Principles of Computer Integrated Manufacturing", S.Kant Vajpayee, 1999, Prentice Hall of India, New Delhi.
3. "Work Systems And The Methods, Measurement And Management of Work", GrooverM. P.,Pearson/Prentice Hall, Upper Saddle River, NJ, 2007.
4. "Computer Automation in Manufacturing", Boucher, T. O., Chapman & Hall, London, UK, 1996.
5. "Introduction to Robotics: Mechanics And Control", Craig, J. J., 2nd Ed., Addison-Wesley Publishing Company, Readong, MA, 1989.
6. Internet of Things (IoT): Digitize or Die: Transform your organization. Embrace the digital evolution. Rise above the competition,by Nicolas Windpassinger, Amazon.
7. "Internet of Things: A Hands-on Approach", by ArshdeepBahga and Vijay Madisetti (Universities Press)
8. Additive Manufacturing Technologies: Rapid Prototyping to Direct Digital Manufacturing, 2nd Ed. (2015), Ian Gibson, David W. Rosen, Brent Stucker
9. **"Understanding Additive Manufacturing",** Andreas Gebhardt, Hanser Publishers, 2011
10. Industry 4.0: The Industrial Internet of Things, Apress, 2017, by Alasdair Gilchrist

Heat Transfer
B.E, VI Semester, Mechanical Engineering
[As per Choice Based Credit System (CBCS) scheme]

Course Code	**17ME63**	**CIE Marks**	**40**
Number of Lecture Hours/Week	**04**	**SEE Marks**	**60**
Total Number of Lecture Hours	**50(10 Hours per Module)**	**Exam Hours**	**03**

Credits – 04

Course Objectives:

- **Study the modes of heat transfer.**
- **Learn how to formulate and solve 1-D steady and unsteady heat conduction problems.**
- **Apply empirical correlations for fully-developed laminar, turbulent internal flows and external boundary layer convective flow problems.**
- **Study the basic principles of heat exchanger analysis and thermal design.**
- **Understand the principles of boiling and condensation including radiation heat transfer related engineering problems.**

Module - 1

Introductory concepts and definitions: Modes of heat transfer: Basic laws governing conduction, convection, and radiation heat transfer; Thermal conductivity; convective heat transfer coefficient; radiation heat transfer combined heat transfer mechanism, Types of boundary conditions.General Heat Conduction Equation: Derivation of the equation in (i) Cartesian, (ii) Polar and (iii) Spherical Co-ordinateSystems.

Steady-state one-dimensional heat conduction problems in Cartesian System: Steady-state one-dimensional heat conduction problems (i) with and without heat generation and (ii) with and without varying thermal conductivity - in Cartesian system with various possible boundary conditions, Thermal Resistances in Series and in Parallel.

Module - 2

Critical Thickness of Insulation: Concept, Derivation,Extended Surfaces or Fins: Classification, Straight Rectangular and Circular Fins, Temperature Distribution and Heat Transfer Calculations, Fin Efficiency and Effectiveness, Applications

Transient [Unsteady-state] heat conduction: Definition, Different cases - Negligible internal thermal resistance, negligible surface resistance, comparable internal thermal and surface resistance, Lumped body, Numerical Problems, Heisler and Grober charts.

Introduction to Numerical analysis of Heat conduction

Module - 3

Forced Convection: Boundary Layer Theory, Velocity and Thermal Boundary Layers, Prandtl number, Governing Equations – Continuity, Navier-Stokes and Energy equations, Boundary layer assumptions, Integral and Analytical solutions to above equations, Turbulent flow, Various empirical solutions, forced convection flow over cylinders and spheres, Internal flows –laminar and turbulent flow solutions,Forced Convection Cooling of Electronic Devices.

Free convection: Laminar and Turbulent flows, Vertical Plates, Vertical Tubes and Horizontal Tubes, Empirical solutions.

Module - 4

Thermal Radiation: Fundamental principles - Gray, White, Opaque, Transparent and Black bodies, Spectral emissive power, Wien's, Rayleigh-Jeans' and Planck's laws, Hemispherical Emissive Power, Stefan-Boltzmann law for the total emissive power of a black body, Emissivity and Kirchhoff's Laws, View factor, Net radiation exchange in a two-body enclosure, Typical examples for these enclosures, Radiation Shield.

Module - 5

Heat Exchangers: Definition, Classification, applications, LMTD method, Effectiveness - NTU method, Analytical Methods, Fouling Factors, Chart Solution Procedures for solving Heat Exchanger problems: Correction Factor Charts and Effectiveness-NTU Charts, compact heat exchangers.
Heat Transfer with Phase Change: Introduction to boiling, pool boiling,Bubble Growth Mechanisms,Nucleate Pool Boiling,Critical Heat Flux in Nucleate Pool Boiling, Pool Film Boiling,Critical Heat Flux,Heat Transfer beyond the Critical Point,filmwise and dropwise Condensation, heat pipes, entrainment, wicking and boiling limitations.

Course outcomes:

- **Understand the basic modes of heat transfer.**
- **Compute temperature distribution in steady-state and unsteady-state heat conduction**
- **Understand and interpret heat transfer through extended surfaces.**
- **Interpret and compute forced and free convective heat transfer.**
- **Explain the principles of radiation heat transfer and understand the numerical formula for heat conduction problems.**
- **Design heat exchangers using LMTD and NTU methods.**

TEXT BOOKS:

1. Principals of heat transfer,FrankKreith, Raj M. Manglik, Mark S. Bohn, Seventh Edition, Cengage learning, 2011.
2. Yunus A. Cengel - Heat transfer, a practical approach, Fifth edition,Tata Mc Graw Hill.
3. J P Holman, Souvik Bhattacharyya, 10th Edition, McGraw Hill Education Private Ltd.,

REFERENCE BOOKS

1. Heat and mass transfer, Kurt C, Rolle, second edition, Cengage learning.
2. Heat Transfer, M. NecatiOzisik, A Basic Approach, McGraw Hill, New York, 2005.
3. Fundamentals of Heat and Mass Transfer, Incropera, F. P. and De Witt, D. P., 5th Edition, John Wiley and Sons, New York, 2006.
4. Heat Transfer, Holman, J. P., 9th Edition, Tata McGraw Hill, New York, 2008.

E-Books/Web references:

1. A Text book of Heat Transfer, John H Lienhard, 4th Edition,
2. NPTEL Heat Transfer course for Mechanical Engineering, http://nptel.ac.in/courses/112101097/
3. Heat Transfer, Chris Long &NaserSayma, Bookboon.com

DESIGN OF MACHINE ELEMENTS II

B.E, VI Semester, Mechanical Engineering

[As per Choice Based Credit System (CBCS) scheme]

Course Code	**17ME64**	**CIE Marks**	**40**
Number of Lecture Hours/Week	**04**	**SEE Marks**	**60**
Total Number of Lecture Hours	**50(10 Hours per Module)**	**Exam Hours**	**03**

Credits – 04

Course Objectives:

- **To understand various elements involved in a mechanical system.**
- **To analyze various forces acting on the elements of a mechanical system and design them using appropriate techniques, codes, and standards.**
- **To select transmission elements like gears, belts, pulleys,bearings from the manufacturers' catalogue.**
- **To design completely a mechanical system integrating machine elements.**
- **To produce assembly and working drawings of various mechanical systems involving machine elements like belts, pulleys, gears, springs, bearings, clutches and brakes.**

Module - 1

Curved Beams: Stresses in curved beams of standard cross sections used in crane hook, punching presses & clamps, closed rings and links.
Cylinders & Cylinder Heads: Review of Lame's equations; compound cylinders, stresses due to different types of fit on cylinders; cylinder heads and flats.

Module - 2

Belts: Materials of construction of flat and V belts, power rating of belts,concept of slip and creep, initial tension, effect of centrifugal tension, maximum power condition.
Selection of flat and V belts-length & cross section from manufacturers' catalogues.
Construction and application of timing belts.
Wire ropes: Construction of wire ropes, stresses in wire ropes, and selection of wire ropes.
(Only theoretical treatment)
Chain drive: Types of power transmission chains, modes of failure for chain, and lubrication of chains (Only theoretical treatment)
Springs: Types of springs, spring materials, stresses in helical coil springs of circular and non-circular cross sections. Tension and compression springs, concentric springs;springs under fluctuating loads.
Leaf Springs: Stresses in leaf springs,equalized stresses, and nipping of leaf springs.
Introduction to torsion and Belleville springs.

Module - 3

Gear drives: Classification of gears, materials for gears, standard systems of gear tooth, gear tooth failure modes and lubrication of gears.
Spur Gears: Definitions, stresses in gear tooth: Lewis equation and form factor, design for strength, dynamic load and wear.
Helical Gears: Definitions, transverse and normal module, formative number of teeth, design based on strength, dynamic load and wear.
Bevel Gears: Definitions, formative number of teeth, design based on strength, dynamic load and wear.

Module - 4

Worm Gears: Definitions, types of worm and worm gears, and materials for worm and worm wheel. Design based on strength, dynamic, wear loads and efficiency of worm gear drives.
Design of Clutches: Types of clutches and their applications, single plate and multi-plate clutches.
(Numerical examples only on single and multi-plate clutches)
Design of Brakes: Types of Brakes, Block and Band brakes, self-locking of brakes, and heat generation in brakes.

Module - 5

Lubrication and Bearings: Lubricants and their properties, bearing materials and properties;mechanisms of lubrication,hydrodynamic lubrication, pressure development in oil film, bearing modulus, coefficient of friction, minimum oil film thickness, heat generated, and heat dissipated. Numericalexamplesonhydrodynamicjournal and thrust bearing design.
Anti-friction bearings: Types of rolling contact bearings and their applications, static and dynamic load carrying capacities, equivalent bearing load, load life relationship; selection of deep grove ball bearings from the manufacturers' catalogue; selection of bearings subjected to cyclic loads and speeds; probability of survival.

Course outcomes:

- Apply engineering design tools to product design.
- Design mechanical systems involving springs,belts and pulleys.
- Design different types of gears and simple gear boxes for different applications.
- Design brakes and clutches.
- Design hydrodynamic bearings for different applications.
- Select Anti friction bearings for different applications using the manufacturers, catalogue.
- Develop proficiency to generate production drawings using CAD software.
- Become good design engineers through learning the art of working in a team with morality and ethics.

TEXT BOOKS:

[1] Richard G. Budynas,and J. Keith Nisbett,**"**Shigley's Mechanical Engineering Design**",** McGraw-Hill Education, 10th Edition, 2015.
[2] Juvinall R.C, and Marshek K.M, "Fundamentals of Machine Component Design", John Wiley &Sons, Third Edition, Wiley student edition, 2007.
[3] V. B. Bhandari, *"Design of Machine Elements",*4th Ed., Tata Mcgraw Hill, 2016.

REFERENCE BOOKS

References:

[1] Robert L. Norton “Machine Design- an integrated approach”, Pearson Education, 2nd edition.
[2] Spotts M.F., Shoup T.E “Design and Machine Elements”, Pearson Education, 8th edition,2006.
[3] Orthwein W, “Machine Component Design”, Jaico Publishing Co, 2003.
[4] Hall, Holowenko, Laughlin (Schaum’s Outline Series), “Machine design” adapted by S.K.Somani, Tata McGrawHill Publishing Company Ltd., Special Indian Edition, 2008.
[5] G. M. Maithra and L.V.Prasad, “Hand book of Mechanical Design”, Tata McGraw Hill, 2nd edition,2004

Computational Fluid Dynamics
B.E, VI Semester, Mechanical Engineering
[As per Choice Based Credit System (CBCS) scheme]

Course Code	**17ME651**	**CIE Marks**	**40**
Number of Lecture Hours/Week	**03**	**SEE Marks**	**60**
Total Number of Lecture Hours	**40(8Hours per Module)**	**Exam Hours**	**03**

Credits – 03

Course Objectives:

- **Study the governing equations of fluid dynamics**
- **Learn how to formulate and solve Euler's equation of motion.**
- **Become skilled at Representation of Functions on Computer**
- **Solve computational problems related to fluid flows**

Module - 1

Introduction to CFD and Governing Equations

Need of CFD as tool, role in R&D, continuum, material or substantial derivative or total derivative, gradient, divergence and curl operators, Linearity, Principle of Superposition. Derivation of Navier-Stokes equations in control volume (integral form) and partial differential form, Euler equations (governing inviscid equations). Mathematical classification of PDE (Hyperbolic, Parabolic, Elliptic). Method of characteristics, Introduction to Riemann Problem and Solution Techniques.

Module - 2

One-dimensional Euler's equation

Conservative, Non-conservative form and primitive variable forms of Governing equations. Flux Jacobian Is there a systematic way to diagonalise Eigenvalues and Eigenvectors of Flux Jacobian. Decoupling of Governing equations, introduction of characteristic variables. Relation between the two non-conservative forms. Conditions for genuinely nonlinear characteristics of the flux Jacobian.

Introduction to Turbulence Modeling: Derivation of RANS equations and k-epsilon model.

Module - 3

Representation of Functions on Computer

Need for representation of functions, Box Function, Hat Function, Representation of sinx using hat functions: Aliasing, high frequency, low frequency. Representation error as a global error. Derivatives of hat functions, Haar functions, Machine Epsilon. Using Taylor series for representation of Derivatives.

Module - 4

Finite difference method – Applied to Linear Convection equation, Laplace Equations, Convection Diffusion equations, Burgers equations, modified equations • Explicit methods and Implicit methods – as applied to applied to linear convection equation, Laplace equations, convection-diffusion equation◦ FTCS, FTFS,FTBS,CTCS ◦ Jacobi Method, Gauss-Siedel, Successive Over Relaxation Method, TDMA.• VonNaumann stability (linear stability) analysis. Upwind Method in Finite Difference method.

Module - 5
Finite volume method Finite volume method. Finding the flux at interface. **Central schemes** - Lax-Friedrichs Method, Lax-Wendroff Method, Two-Step Lax-Wendroff Method and Mac Cormack Method **Upwind Method in Finite Volume methods** - Flux Splitting Method Steger and Warming, vanLeer, Roe's Method and finding Roe's Averages.
Course outcomes: • **Understand mathematical characteristics of partial differential equations.** • **Explain how to classify and computationally solve Euler and Navier-Stokes equations.** • **Make use of the concepts like accuracy, stability, consistency of numerical methods for the governing equations.** • **Identify and implement numerical techniques for space and time integration of partial differential equations.** • **Conduct numerical experiments and carry out data analysis.** • **Acquire basic skills on programming of numerical methods used to solve the Governing equations.**
TEXT BOOKS: 1. T.j.chung,Computational Fluid Dynamics, , Cambridge University Press 2. Ghoshdastidar, Computational fluid dynamics and heat transfer, Cengage learning, 2017. 3. Charles Hirsch,Numerical Computation of Internal and External Flows: The Fundamentals of Computational Fluid Dynamics – Vol 1 &Vol 2, Butterworth- Heinemann, 2007
REFERENCE BOOKS **1.** Pletcher, r. H., Tannehill, j. C., Anderson, d., Computational fluid mechanics and heat transfer, 3rd ed., Crc press, 2011, ISBN 9781591690375. **2.** Moin, p., Fundamentals of engineering numerical analysis, 2nd ed., Cambridge university press, 2010, ISBN 9780521805261 (e- book available). **3.** Ferziger, j. H., Numerical methods for engineering application, 2nd ed., Wiley, 1998. **4.** Ferziger, j. H., Peric, m., Computational methods for fluid dynamics, 3rd ed., Springer, 2002. **5.** Leveque, r., Numerical methods for conservation laws, lectures in mathematics, eth Zurich, birkhauser,199 **6.** Riemann Solvers and Numerical methods for Fluid Dynamics – A **7.** Practical Introduction- Eleuterio F Toro, Springer Publications.

MECHANICS OF COMPOSITE MATERIALS

B.E, VI Semester, Mechanical Engineering

[As per Choice Based Credit System (CBCS) scheme]

Course Code	**17ME652**	**CIE Marks**	**40**
Number of Lecture Hours/Week	**03**	**SEE Marks**	**60**
Total Number of Lecture Hours	**40(8Hours per Module)**	**Exam Hours**	**03**

Credits – 03

Course Objectives:

- **To acquire basic understanding of composites and its manufacturing**
- **To develop an understanding of the linear elastic analysis of composite materials, which include concepts such as anisotropic material behavior and the analysis of laminated plates.**
- **Provides a methodology for stress analysis and progressive failure analysis of laminated composite structures for aerospace,automobile, marine and other engineering applications**
- **The students will undertake a design project involving application of fiber reinforced laminates.**

Module - 1

Introduction to composite materials: Definition and classification of composite materials: Polymer Matrix Composites, Metal Matrix Composites, Ceramic Matrix Composites, Carbon-Carbon Composites. Reinforcements and Matrix Materials.

Manufacturing Techniques of Composites:

Fiber Reinforced Plastic (FRP) Processing: Layup and curing, fabricating process, open and closed mould process, Hand layup techniques; structural laminate bag molding, production procedures for bag molding; filament winding, pultrusion, pulforming, thermo-forming, injection molding, blow molding.

Fabrication Process for Metal Matrix Composites (MMC's): Powder metallurgy technique, liquid metallurgy technique,special fabrication techniques.

Module - 2

Micromechanics of Composites: Density, Mechanical Properties; Prediction of Elastic Constants, Micromechanical Approach, Halpin-Tsai Equations, Transverse Stresses. Thermal Properties; Expression for Thermal Expansion Coefficients of Composites, Expression for Thermal Conductivity of Composites. Mechanics of Load Transfer from Matrix to Fiber; Load transfer in Particulate Composites.

Module - 3

Macromechanics of Composites: Elastic Constants of an Isotropic Material, Elastic Constants of a Lamina, Relationship between Engineering Constants and Reduced Stiffnesses and Compliances, Variation of Lamina Properties with Orientation, Analysis of Laminated Composites, Stresses and Strains in Laminate Composites, Inter-laminar Stresses and Edge Effects. Numerical Problems.

Module - 4

Monotonic Strength and Fracture: Tensile and Compressive strength of Unidirectional Fiber Composites. Fracture Modes in Composites; Single and Multiple Fracture, Debonding, Fiber Pullout and Delamination Fracture. Strength of an Orthotropic Lamina; Maximum Stress Theory, Maximum Strain Criterion, Tsai-Hill Criterion, Tsi -Wu tensor theory. Comparison of Failure Theories.

Module - 5
Failure Analysis and Design of Laminates: Special cases of Laminates; Symmetric Laminates, Cross-ply laminates, Angle ply Laminates, antisymmetric Laminates, Balanced Laminate. Failure Criterion for a Laminate. Design of a Laminated Composite. Numerical Problems. .
Course outcomes: • **To identify the properties of fiber and matrix materials used in commercial composites, as well as some common manufacturing techniques.** • **To predict the failure strength of a laminated composite plate** • **Understand the linear elasticity with emphasis on the difference between isotropic and anisotropic material behaviour.** • **Acquire the knowledge for the analysis, design, optimization and test simulation of advanced composite structures and Components.**
TEXT BOOKS: 1. Autar K. Kaw, Mechanics of Composite materials, CRC Taylor & Francis, 2nd Ed, 2005 2. Composite Material Science and Engineering, Krishan K. Chawla, Springer, 3e, 2012 3. Robert M. Jones, Mechanics of Composite Materials, Taylor & Francis, 1999.
REFERENCE BOOKS 1. MadhijitMukhopadhay, Mechanics of Composite Materials & Structures, Universities Press,2004 2. Michael W, Hyer, Stress analysis of fiber Reinforced Composite Materials, Mc-Graw Hill International, 2009 3. Fibre Reinforced Composites, P.C. Mallik, Marcel Decker, 1993 4. Hand Book of Composites, P.C. Mallik, Marcel Decker, 1993

METAL FORMING

B.E, VI Semester, Mechanical Engineering
[As per Choice Based Credit System (CBCS) scheme]

Course Code	**17ME653**	**CIE Marks**	**40**
Number of Lecture Hours/Week	**03**	**SEE Marks**	**60**
Total Number of Lecture Hours	**40(8 Hours per Module)**	**Exam Hours**	**03**

Credits – 03

Course Objectives:

- **To acquaint with the basic knowledge on fundamentals of metal forming processes**
- **To study various metal forming processes**
- **Understanding plastic deformation during forming processes**

Module - 1

Introduction to Metal Forming: Classification ofmetalforming processes, advantages and limitations, stress-strainrelations in elastic and plastic deformation.Concepts of true stress, true strain, triaxial& biaxial stresses. Determination of flow stress,principal stresses, yield criteria and their significance,Tresca& Von-Mises yield criteria, concepts of plane stress & plane strain.Deformation mechanisms, Hot and Cold working processes and its effectonmechanical properties.

Module - 2

Effects of Parameters: Metallurgical aspects of metal forming, slip, twinning mechanics of plastic deformation, Effects of Temperature, strain rate, friction and lubrication, hydrostatic pressure in metalworking, Deformation zone geometry, workability of materials, Residual stresses in wrought products.

Forging: Classification of forging processes. Forging machines equipment. Expressions for forging pressures& load in open die forging and closed die forging by slab analysis, concepts of friction hill and factors affecting it. Die-design parameters. Material flow lines in forging,forging defects, residual stresses in forging. Simple problems.

Module - 3

Rolling: Classification of rolling processes. Types of rolling mills, expression for rolling load. Roll separating force. Frictional losses in bearing, power required in rolling, effects of front & back tensions, friction, friction hill. Maximum possible reduction. Defects in rolled products. Rolling variables. Simple problems.

Drawing: Drawingequipment& dies, expression for drawing load by slab analysis, power requirement. Redundant work and its estimation, optimal cone angle & dead zone formation, drawing variables, Tube drawing, classification of tube drawing. Simple problems.

Module - 4

Extrusion: Types of extrusion processes, extrusion equipment & dies, deformation, lubrication & defects in extrusion. Extrusion dies, extrusion of seamless tubes. Extrusion variables. Simple problems.

Sheet Metal Forming: Forming methods, dies & punches, progressive die, compound die, combination die. Rubber forming. Open back inclinable press (OBI press), piercing, blanking, bending, deep drawing, LDR in drawing, forming limit criterion, defects of drawn products, stretch forming. Roll bending & contouring. Simple problems

Module - 5
High Energy Rate Forming Methods &Powder Metallurgy: High Energy Rate Forming Methods: Principles, advantages and applications, explosive forming, electro hydraulic forming, Electromagnetic forming. **Powder Metallurgy:** Basic steps in Powder metallurgy brief description of methods of production of metal powders, conditioning and blending powders, compaction and sintering application of powder metallurgy components, advantages and limitations.
Course outcomes: • **Able to understandthe concept of different metal forming process.** • **Able to approach metal forming processes both analytically and numerically** • **Able to design metal forming processes** • **Able to develop approaches and solutions to analyze metal forming processes and the associated problems and flaws.**
TEXT BOOKS: 1. Mechanical metallurgy (SI Units), G.E.Dieter, McGraw hill Pub-2001. 2. Production Technology (Manufacturing process, technology and Automation), R.K Jain, Khanna Publishers-2004. 3. Manufacturing Science, Amithab Gosh &A.K.Malik, East-West press 2001. 4. Production Technology Vol-II by O. P. Khanna &Lal, DhanpatRai Publications-2012. 5. A Course in Workshop Technology Vol: 1, Manufacturing Process, B.S Raghuwanshi, Published by DhanpatRai& Co (P) Ltd.-2014.
REFERENCE BOOKS 1. Materials & Process in Manufacturing – E.Paul, Degramo, J.T.Black, Ranold, A.K.Prentice-hall of India 2002 2. Elements of Workshop Technology Vol:1, S.K.Hajra Choudhury, Media Promoters & Publishers Pvt Ltd.-2008. 3. Fundamentals of Manufacturing Processes by Lal G K, Narosa 4. Textbook of Production Engineering by P. C. Sharma, S Chand & Company Ltd.

TOOL DESIGN
B.E, VI Semester, Mechanical Engineering
[As per Choice Based Credit System (CBCS) scheme]

Course Code	**17ME63**	**CIE Marks**	**40**
Number of Lecture Hours/Week	**03**	**SEE Marks**	**60**
Total Number of Lecture Hours	**40(8 Hours per Module)**	**Exam Hours**	**03**

Credits – 03

Course Objectives:

- **To develop capability to design and select single point and multipoint cutting tools for various machining operations.**
- **Exposure to variety of locating and clamping methods available.**
- **To enable the students to design jigs and fixtures for simple components.**
- **To expose the students to the design/selection procedure of press tools and die casting dies.**

Module - 1

Introduction to tool design: Tooling, requirements of a tool designer, general tool design procedure, tool engineering functions and its importance to enhance productivity and quality.

Review of cutting tool materials. Tool angles and signature, Carbide inserts grades - ISO designation and applications, tool holders for turning-ISO designation.Solid type tool, brazed tip tool,throwawayindexable insert types, coated carbides and chip breakers.

Design of single point cutting tools: Design of shank dimensions using strength and rigidity considerations for rectangular, square and round cross section and selection of tool geometry.

Module - 2

Design of Multi Point Cutting Tools: Types of drills, Drill bit design - elements like back taper, web thickness, land width, margin, flute length and cross section and selection of tool geometry. Re-sharpening of drill bit.

Tool holders for milling, different tapers used for mounting tool holders in milling, ISO designation. Tool mounting systems.

Design of milling cutters: Design of elements like number of teeth and height, circular pitch, body thickness, chamfer width, fillet radius and selection of tool geometry. Profile sharpened and form relieved milling cutters. Re-sharpening of side and face milling cutter and end mill.

Module - 3

Jigs and Fixtures: Functions and differences between jigs and fixtures, advantages in mass production, design principles, economics of jigs and fixtures.

Location: 3-2-1 Principle of location, different types of locating elements.

Clamping: Principles of clamping, types of clamping devices, and power clamping.

Drill bushes;Drilljigs:different types, exercises of designing jigs for simple components.

Fixture Design: Turning fixtures, milling fixtures, grinding fixtures,fixturing for CNC machining centers, and modular fixtures. Design exercises on fixtures for turning and millingfor simple components.

Module - 4

Press tools: Classificationandworking of power presses. Concept and calculations of press tonnage and shut height of a press, components of a simple die, press tool operation, die accessories, shearing action in punch & die, clearance, shear on punch and die, Centre of pressure, and strip layout. Simple, progressive, compound, combination and inverted dies. Design problems on blanking and piercing dies for simple components.
Bending dies – Introduction, bend allowance, spring back, edge bending die design.

Module - 5

Drawing dies – Single action, double action and triple action dies, factors affecting drawing and drawing die design. Design of drawing dies for simple components.
Die casting: Die casting alloys, terminology-core, cavity,sprue, slug, fixed and movable cores, finger cams, draft, ejector pins and plates, gate, goosenozzle, over-flow, platten, plunger, runner, vent, water-line etc.
Types of Dies: Single cavity, multicavity dies, combination dies, unit dies, advantages and disadvantages of types of dies; finishing, trimming and inspection of die casting components, safety, and modern trends in die casting dies.

TEXT BOOKS:

[1] Cyril Donaldson, George H. Lecain,V.C.Goold, "Tool Design", Mc Graw Hill Education, 5th edition,2017.
[2]P.N.Rao, "Manufacturing technology", Mc Graw Hill Education, 4th edition, 2013.

References:

[1] P.H.Joshi, "Jigs and Fixtures", Mc Graw Hill Education, 3rd edition, 2010.
[2] John.G. Nee, William Dufraine, John W.Evans, Mark Hill, " Fundamentals of Tool Design", Society of Manufacturing Engineers, 2010.
[3] Frank W.Wilson, "Fundamentals of Tool Design",PHI publications.
[4] Kempester M.H.A., "An introduction to Jig and Tool design", VIVABooksPvt.Ltd., 2004.
[5] Ranganath B.J., "Metal cutting and Tool Design", Vikas publishing house.
[6] HMT, "Production Technology", TataMcGraw Hill, 2013.
[7] V. Arshinov& G. Alekseev, "Metal cutting theory and practice", MIR publishers, Moscow.
[8] Rodin, "Design and production of metal cutting tools", Beekman publishers.

AUTOMOBILE ENGINEERING

B.E, VI Semester, Mechanical Engineering

[As per Choice Based Credit System (CBCS) scheme]

Course Code	**17ME655**	**CIE Marks**	**40**
Number of Lecture Hours/Week	**03**	**SEE Marks**	**60**
Total Number of Lecture Hours	**40(8Hours per Module)**	**Exam Hours**	**03**

Credits – 03

Course Objectives:

- The layout and arrangement of principal parts of an automobile
- The working of transmission and brake systems
- The operation and working of steering and suspension systems
- To know the Injection system and its advancements
- To know the automobile emissions and its effects on environment

Module - 1

ENGINE COMPONENTS AND IT'S PRINCIPLE PARTS: Spark Ignition (SI) & Compression Ignition (CI) engines, cylinder – arrangements and their relatives merits, Liners, Piston, connecting rod, crankshaft, valves, valve actuating mechanisms, valve and port timing diagrams, Types of combustion chambers for S.I.Engine and C.I.Engines, methods of a Swirl generation, choice of materials for different engine components, engine positioning. Concept of HCCI engines, hybrid engines, twin spark engine, electric car.

COOLING AND LUBRICATION: cooling requirements, types of cooling- thermo siphon system, forced circulation water cooling system, water pump, Radiator, thermostat valves. Significance of lubrication, splash and forced feed system.

Module - 2

TRANSMISSION SYSTEMS: Clutch-types and construction, gear boxes- manual and automatic, gear shift mechanisms, over drive, transfer box, fluid flywheel, torque converter, propeller shaft, slip joints, universal joints,Differential and rear axle, Hotchkiss Drive and Torque Tube Drive.

BRAKES: Types of brakes, mechanical compressed air, vacuum and hydraulic braking systems, construction and working of master and wheel cylinder, brake shoe arrangements, Disk brakes, drum brakes, Antilock –Braking systems, purpose and operation of antilock-braking system, ABS Hydraulic Unit, Rear-wheel antilock & Numerical

Module - 3

STEERING AND SUSPENSION SYSTEMS: Steering geometry and types of steering gear box-Power Steering, Types of Front Axle, Suspension, Torsion bar suspension systems, leaf spring, coil spring, independent suspension for front wheel and rear wheel, Air suspension system.

IGNITION SYSTEM: Battery Ignition system, Magneto Ignition system, electronic Ignition system.

Module - 4

SUPERCHARGERS AND TURBOCHARGERS: Naturally aspirated engines, Forced Induction, Types of superchargers, Turbocharger construction and operation, Intercooler, Turbocharger lag.

FUELS, FUEL SUPPLY SYSTEMS FOR SI AND CI ENGINES: Conventional fuels, alternative fuels, normal and abnormal combustion, cetane and octane numbers, Fuel mixture requirements for SI engines, types of carburetors, C.D.& C.C. carburetors, multi point and single point fuel injection systems, fuel transfer pumps, Fuel filters, fuel injection pumps and injectors. Electronic Injection system, Common Rail Direct Injection System.

Module - 5

AUTOMOTIVE EMISSION CONTROL SYSTEMS: Different air pollutants, formation of photochemical smog and causes. Automotive emission controls, controlling crankcase emissions, controlling evaporative emissions, Cleaning the exhaust gas, Controlling the air-fuel mixture, Controlling the combustion process, Exhaust gas recirculation, Treating the exhaust gas, Air-injection system, Air-aspirator system, Catalytic converter.
EMISSION STANDARDS: Euro I, II, III and IV norms, Bharat Stage II, III, IV norms. Motor Vehicle Act

Course outcomes:

- To identify the different parts of an automobile and it's working
- To understand the working of transmission and braking systems
- To comprehend the working of steering and suspension systems
- To learn various types of fuels and injection systems
- To know the cause of automobile emissions,its effects on environment and methods to reduce the emissions.

TEXT BOOKS:

1. Automobile engineering, Kirpal Singh, Vol I and II (12th Edition) Standard Publishers 2011
2. Automotive Mechanics, S. Srinivasan, (2nd Edition) Tata McGraw Hill 2003.

REFERENCE BOOKS

1. Automotive mechanics, William H Crouse & Donald L Anglin (10th Edition) Tata McGraw Hill Publishing Company Ltd., 2007
2. Automotive mechanics: Principles and Practices, Joseph Heitner, D Van Nostrand Company, Inc
3. Fundamentals of Automobile Engineering, K.K.Ramalingam, Scitech Publications (India) Pvt. Ltd.
4. Automobile Engineering, R. B. Gupta, SatyaPrakashan,(4th Edition) 1984.

Energy Auditing
B.E, VI Semester, Mechanical Engineering
[As per Choice Based Credit System (CBCS) scheme]

Course Code	17ME661	CIE Marks	40
Number of Lecture Hours/Week	03	SEE Marks	60
Total Number of Lecture Hours	40(8 Hours per Module)	Exam Hours	03

Credits – 03

Course Objectives:

- Understand energy scenario and general aspects of energy audit.
- Learn about methods and concept of energy audit
- Understand the energy utilization pattern including wastage and its management

Module - 1

General Aspects: Review of energy scenario in India,General Philosophy and need of Energy Audit and Management,Basic elements and measurements - Mass and energy balances – Scopeof energy auditing industries - Evaluation of energy conserving opportunities, Energy performancecontracts, Fuel and Energy substitution,Need for Energy Policy for Industries,National & State level energy Policies

Module - 2

Energy Audit Concepts: Need of Energy audit - Types of energy audit – Energymanagement (audit) approach - understanding energy costs - Bench marking – Energyperformance - Matching energy use to requirement - Maximizing system efficiencies -Optimizing the input energy requirements - Duties and responsibilities of energy auditors- Energy audit instruments - Procedures and Techniques.

Module - 3

Principles and Objectives of Energy Management: Design of Energy ManagementProgrammes - Development of energy management systems – Importance - Indian needof Energy Management - Duties of Energy Manager - Preparation and presentation ofenergy audit reports - Monitoring and targeting, some case study and potential energy savings.

Module - 4

Thermal Energy Management: Energy conservation in boilers - steam turbines andindustrial heating systems - Application of FBC - Cogeneration and waste heat recovery -Thermal insulation - Heat exchangers and heat pumps –HVC industries-Building Energy Management.

Module - 5

Electrical Energy Management: Supply side Methods to minimize supply-demand gap- Renovation and modernization of power plants - Reactive power management – HVDC- FACTS - Demand side - Conservation in motors - Pumps and fan systems – Energyefficient motors.

Course outcomes:

- Understand the basic concepts of energy audit and energy management
- Explain different types of energy audit, maximizing and optimizing system efficiency.
- Summarize energy management systems, prepare and present energy audit report

- Identify energy saving potential of thermal and electrical systems
- Discuss Energy audit instruments, Procedures and Techniques.

TEXT BOOKS:

1. Murphy, W. R., Energy Management, Elsevier, 2007.
2. Smith, C. B., Energy Management Principles, Pergamum, 2007
3. Handbook of Energy Audit, Sonal Desai, Mcgraw Hill Education Private Ltd.,

REFERENCE BOOKS

1. Turner, W. C., Doty, S. and Truner, W. C., Energy Management Hand book, 7th edition, Fairmont Press, 2009.
2. De, B. K., Energy Management audit & Conservation, 2nd Edition, Vrinda Publication, 2010.
3. Energy Management Handbook – W.C. Turner (John Wiley and Sons, A Wiley
   a. Interscience publication)
4. Industrial Energy Management and Utilisation –L.C. Witte, P.S. Schmidt, D.R. Brown (Hemisphere Publication, Washington, 1988)
5. Industrial Energy Conservation Manuals, MIT Press, Mass, 1982
6. Energy Conservation guide book Patrick/Patrick/Fardo (Prentice hall1993)

INDUSTRIAL SAFETY

B.E, VI Semester, Mechanical Engineering

[As per Choice Based Credit System (CBCS) scheme]

Course Code	**17ME662**	**CIE Marks**	**40**
Number of Lecture Hours/Week	**03**	**SEE Marks**	**60**
Total Number of Lecture Hours	**40(8 Hours per Module)**	**Exam Hours**	**03**

Credits – 03

Course Objectives:

Students will be able to recognizeandevaluate occupational safety and health hazards in the workplace, and to determine appropriate hazard controls following the hierarchy of controls.

Students will furthermore be able to analyze the effects of workplace exposures, injuries and illnesses, fatalities and the methods to prevent incidents using the hierarchy of controls, effective safety and health management systems and task-oriented training.

Module – 1 INTRODUCTION TO SAFETY

Terms used: accident, safety, hazard, safe, safety devices, safety guard, security, precaution, caution, appliance, slip, trip, fall.

Ladders and scaffolding. Unsafe acts, reason for accidents, MSDS (material safety data sheet), OSHA, WHO.

Lockout and tag out procedures. Safe material handling and storage.

Module – 2 FIRE SAFETY

Introduction, Class A, B, C, D and E fire. Fire triangle, Fire extinguishers, Fire hazard and analysis, prevention of fire. Fire protection and loss prevention, steps after occurrence of fire. Portable fire extinguishers. Fire detection, fire alarm and fire fighting systems.

Safety sign boards, instruction on portable fire extinguishers.

Case studies: demonstration of fire extinguishers, visit to local fire fighting stations. Visit to fire accident sites to analyze the cause of fire and its prevention for future.

Module – 3 MECHANICAL SAFETY

PPE, safety guards, Safety while working with machine tools like lathe, drill press, power and band saws, grinding machines. Safety during welding, forging and pressing.

Safety while handling Material, compressed gas cylinders, corrosive substance, waste drum and containers.

Module – 4 ELECTRICAL SAFETY

Introduction to electrical safety, Electric hazards, effect of electric current on human body, causes of electrical accidents, prevention of electric accidents, PPE used.

Electric shock. Primary and secondary electric shocks, AC and DC current shocks.

Safety precautions against shocks. Safety precautions in small and residential building installations.Safety procedures in electric plant.

Module - 5 CHEMICAL SAFETY AND OTHER SAFETY CHECKS

Introduction to Chemical safety, Labeling of chemicals, acid hoods. Handling of acids, eye washers and showers. Safety thinking, accident investigation, safety policy of the company, safety, loss prevention and control, check list for LPG installations, safety precautions using CNG, fire prevention and safety audit, confined space entry, risk assessment.

Course outcomes:

- **Understand the basic safety terms.**
- **Identify the hazards around the work environment and industries.**
- **Use the safe measures while performing work in and around the work area of the available laboratories.**
- **Able to recognize the sign boards and its application.**
- **Able to demonstrate the portable extinguishers used for different class of fires.**
- **Able to write the case studies by sharing experience of the employees working in housekeeping, laboratories like workshops, electrical labs, machine shops, electronics and computer laboratories.**
- **Able to understand and report the case studies from various references (text books, news report, journals, visiting industries like power stations, manufacturing and maintenance).**

TEXT BOOKS:

1. Industrial Safety and Management by L M Deshmukh by McGraw Hill Education (India) private Limited, ISBN-13: 978-0-07-061768-1, ISBN-10: 0-07-061768-6
2. Electrical Safety, fire safety and safety management by S.Rao, R K Jain and Saluja. Khanna Publishers, ISBN: 978-81-7409-306-6

REFERENCE BOOKS

1- Chemical process Industrial safety by K S N Raju by McGraw Hill Education (India) private Limited, ISBN-13: 978-93-329-0278-7, ISBN-10:93-329-0278-X

2- Industrial Safety and Management by L M Deshmukh. McGraw Hill Education (India) private Limited, ISBN-13: 978-0-07-061768-1, ISBN-10: 0-07-061768-6

3- Environmental engineering by Gerard Kiely by McGraw Hill Education (India) private Limited, ISBN-13: 978-0-07-063429-9

Maintenance Engineering
B.E, VI Semester, Mechanical Engineering
[As per Choice Based Credit System (CBCS) scheme]

Course Code	17ME663	CIE Marks	40
Number of Lecture Hours/Week	03	SEE Marks	60
Total Number of Lecture Hours	40(8 Hours per Module)	Exam Hours	03

Credits – 03

Course objectives:

The course is intended to provide basic concepts of maintenance engineeringtoengineeringstudents with following aspects:

- **To acquire basic understanding of Maintenance systems**
- **To develop an understanding of the principles of Preventive Maintenance & Predictive Maintenance**
- **Provides a methodology for reliability & probability concepts applied to maintenance engineering**
- **The students will concept and procedures for Condition Monitoring in Mechanical and Electrical systems along with the analysis and processing techniques for machine fault identification**

Module – 1

Maintenance systems: Maintenance objectives and scopes; Maintenance strategies & organizations; Maintenance works; life cycle costsPreventive Maintenance: Principles of preventive maintenance, procedures & selection; Preventive Maintenance planning, scheduling and control; Forms & resources; Maintenance work measurement; Modeling and analysis techniques in PM and inspections; Predictive maintenance.
Computerized Maintenance Management systems: Benefits and applications; Work order systems & plant registers; Maintenance reports, analysis and monitoring; Introduction to commercial packages Equipment maintenance:Installation, commissioning and testing of plant equipment, checking for alignment, lubrication and lubrication schedule; maintenance of typical rotating and process equipment systems like turbines, pumps and fans, centrifuges, heat exchangers, boilers and pressure vessels etc.

Module – 2

Reliability & probability Concepts: Basic concepts of probability theory and distributions, definition of reliability, failure probability, reliability and hazard rate function, MTBF and MTTR, System reliability, series and parallel system, redundancy.

Module – 3

Reliability Centered Maintenance:principles of RCM, Benefits of RCM, application of RCMStep-by-step procedure in conducting RCM analysis. The Plant Register. Functions and Failures. Failure mode and effect analysis (FMEA). Failure consequences. Maintenance and decision making. Acturial analysis and Failure data. Perspective loops. Default action. The RCM Decision diagram. The nature of Failure and Technical history.

Module – 4

Total Productive Maintenance: Goals of TPM and methodology, TPM improvement plan & procedures. The modern role of care and asset management through TPM, the use of TPM concepts consisting of Pareto ABC analysis, Fishbone diagrams, OEE and 5S. Fault analysis.

Condition Monitoring:

Measurable phenomena from different Plant Items:

Measurable phenomena associated with degradation from a range of plant items includingmotors/generators, transformers, cables, bushings, connectors, capacitors and circuit breakers.

Module - 5

Fault diagnosis of Rotational Machines:

Unbalance, shaft and coupling misalignments, bent shafts, gear and bearing wear, oil whirls and shaft eccentricity.

Measurement Strategies and Techniques:

A wide range of strategies and associated technologies will be discussed including light emission (photo multipliers, fiber optic techniquesetc.), heat emissions (IR, cameras, direct temperature measurement, etc.), electrical charges (tan d, electrical particle discharge, etc.), force, power and vibration.

Data Processing and Analysis:

For each of the approaches, options with respect to data processing and analysis will be discussed including digital signal processing and computational techniques. Close attention will be paid through examples of the cost benefits and the reliability which can be placed on data with respect to formulating a view on the condition of a give item of plant.

Course outcomes:

On completion of this subject students will be able to:

1. **Understand maintenance objectives and evaluate various maintenance strategies for process plant application, Develop necessary planning and scheduling and control of preventive maintenance activities.**
2. **Evaluate reliability of a simple plant component and system.**
3. **Understand and apply the advanced concepts such as RCM and advantages for a company employing them**
4. **Understand and apply the advanced concepts such as TPM and advantages for a company employing**
5. **Applythe principles of condition monitoring systems.**
6. **Apply the mechanical condition monitoring techniques and analyze the data used in condition monitoring**

TEXT BOOKS:

1. Practical machinery Vibration Analysis & Predictive Maintenance, C. Scheffer and P. Girdhar,, IDC technologies, 2004.
2. Introduction to Machinery Analysis and Monitoring, John S. Mitchell, PennWell Books, 1993.
3. Machinery Vibration, Measurement and Analysis, Victor Wowk, Mc Craw Hill,1991

REFERENCE BOOKS

1. Handbook of Condition Monitoring, B.K.N. Rao,1996
2. Reliability Engineering, Srinath L S,
3. Maintenance Replacement and Reliability, Jardine AKS,
4. Practical reliability engineering, Oconnor, Patrick D T
5. , Reliability and Maintainability Engineering, Charles E Ebeling
6. Introduction to Reliability Engineering Lewis E,

TOTAL QUALITY MANAGEMENT
B.E, VI Semester, Mechanical Engineering
[As per Choice Based Credit System (CBCS) scheme]

Course Code	**17ME664**	**CIE Marks**	**40**
Number of Lecture Hours/Week	**03**	**SEE Marks**	**60**
Total Number of Lecture Hours	**40(8 Hours per Module)**	**Exam Hours**	**03**

Credits – 03

Course objectives:

1. **Understand various approaches to TQM**
2. **Understand the characteristics of quality leader and his role.**
3. **Develop feedback and suggestion systems for quality management.**
4. **Enhance the knowledge in Tools and Techniques of quality management**

Module – 1

Principles and Practice: Definition, basic approach, gurus of TQM, TQMFramework, awareness, defining quality, historical review, obstacles, benefitsof TQM.
Quality Management Systems: Introduction, benefits of ISO registration, ISO 9000 series of standards, ISO 9001 requirements

Module – 2

Leadership: Definition, characteristics of quality leaders, leadership concept,characteristics of effective people, ethics, the Deming philosophy, role ofTQM leaders, implementation, core values, concepts and framework,strategic planning communication, decision making,

Module – 3

Customer Satisfaction and Customer Involvement:
Customer Satisfaction: customer and customer perception of quality, feedback, using customer complaints, service quality, translating needs intorequirements, customer retention,casestudies.
Employee Involvement – Motivation, employee surveys, empowerment,teams, suggestion system, recognition and reward, gain sharing, performanceappraisal, unions and employee involvement, case studies.

Module – 4

Continuous Process Improvement: process, the Juran trilogy, improvement strategies, types of problems, the PDSA Cycle, problem-solving methods, Kaizen, reengineering, six sigma, case studies.
Statistical Process Control: Pareto diagram, process flow diagram, cause and effect diagram, check sheets, histograms, statistical fundamentals, Control charts, state of control, out of control process, control charts for variables, control charts for attributes, scatter diagrams, case studies

Module - 5
Tools and Techniques: Benching marking, information technology, quality management systems, environmental management system, and qualityfunction deployment, quality by design, failure mode and effect analysis, product liability, total productive maintenance.
Course outcomes: 1. **Explain the various approaches of TQM** 2. **Infer the customer perception of quality** 3. **Analyze customer needs and perceptions to design feedback systems.** 4. **Apply statistical tools for continuous improvement of systems** 5. **Apply the tools and technique for effective implementation of TQM.**
TEXT BOOKS: Total Quality Management: Dale H. Besterfield, Publisher -Pearson Education India, ISBN: 8129702606, Edition 03. 2. Total Quality Management for Engineers: M. Zairi, ISBN:1855730243, Publisher: Wood head Publishing
REFERENCE BOOKS 1. Managing for Quality and Performance Excellence by James R.Evans and Williuam M Lindsay,9th edition, Publisher Cengage Learning. 2 A New American TQM, four revolutions in management, ShojiShiba, Alan Graham, David Walden, Productivity press, Oregon, 1990 3. Organizational Excellence through TQM, H. Lal, New age Publications, 2008

.

Heat Transfer Lab
B.E, VI Semester, Mechanical Engineering
[As per Choice Based Credit System (CBCS) scheme]

Course Code	**17MEL67**	**CIE Marks**	**40**
Number of Lecture Hours/Week	**03 (1 Hour Instruction+ 2 Hours Laboratory)**	**SEE Marks**	**60**
RBT Levels	**L1, L2, L3**	**Exam Hours**	**03**

Credits – 02

Course objectives:

- **The primary objective of this course is to provide the fundamental knowledge necessary to understand the behavior of thermal systems.**
- **This course provides a detailed experimental analysis, including the application and heat transfer through solids, fluids, and vacuum. Convection, conduction, and radiation heat transfer in one and two dimensional steady and unsteady systems are examined.**

PART – A

1. Determination of Thermal Conductivity of a Metal Rod.
2. Determination of Overall Heat Transfer Coefficient of a Composite wall.
3. Determination of Effectiveness on a Metallic fin.
4. Determination of Heat Transfer Coefficient in a free Convection on a
5. Determination of Heat Transfer Coefficient in a Forced Convention Flow through a Pipe.
6. Determination of Emissivity of a Surface.
7. Analysis of steady and transient heat conduction, temperature distribution of plane wall and cylinder using Numerical approach (ANSYS/CFD package).

PART – B

Determination of Steffan Boltzmann Constant.
2. Determination of LMDT and Effectiveness in a Parallel Flow and Counter Flow Heat Exchangers.
3. Experiments on Boiling of Liquid and Condensation of Vapour.
4. Performance Test on a Vapour Compression Refrigeration.
5. Performance Test on a Vapour Compression Air – Conditioner.
6. Experiment on Transient Conduction Heat Transfer.

7.Determination of temperature distribution along a rectangular and circular fin subjected to heat loss through convection using Numerical approach (ANSYS/CFD package)

Course outcomes:

1. **Perform experiments to determine the thermal conductivity of a metal rod**
2. **Conduct experiments to determine convective heat transfer coefficient for free and forced convection and correlate with theoretical values.**
3. **Estimate the effective thermal resistance in composite slabs and efficiency in pin-fin**
4. **Determine surface emissivity of a test plate**
5. **Estimate performance of a refrigerator and effectiveness of fin**
6. **Calculate temperature distribution of study and transient heat conduction through plane wall, cylinder and fin using numerical approach.**

Reading:

1. M. NecatiOzisik, Heat Transfer – A Basic Approach, McGraw Hill, New York, 2005.
2. Incropera, F. P. and De Witt, D. P., Fundamentals of Heat and Mass Transfer, 5th Edition, John Wiley and Sons, New York, 2006.
3. Holman, J. P., Heat Transfer, 9th Edition, Tata McGraw Hill, New York, 2008.

Scheme of Examination:

ONE question from part -A: 50Marks

ONE question from part -B: 30 Marks

Viva –Voice :20 Marks

Total: 100 Marks

Modeling and Analysis Lab (FEA)
B.E, VI Semester, Mechanical Engineering
[As per Choice Based Credit System (CBCS) scheme]

Course Code	**17MEL68**	**CIE Marks**	**40**
Number of Lecture Hours/Week	**03 (1 Hour Instruction+ 2 Hours Laboratory)**	**SEE Marks**	**60**
RBT Levels	**L1, L2, L3**	**Exam Hours**	**03**
Credits – 02			

Course objectives:

- **To acquire basic understanding of Modeling and Analysis software**
- **To understand the different kinds of analysis and apply the basic principles to find out the stress and other related parameters of bars, beams loaded with loading conditions.**
- **To lean to apply the basic principles to carry out dynamic analysis to know the natural frequency of different kind of beams.**

PART – A

1. 1. Bars of constant cross section area, tapered cross section area and stepped bar
2. Trusses – (**Minimum 2 exercises of different types)**
3. Beams – Simply supported, cantilever, beams with point load, UDL, beams with varying load etc**(Minimum 6 exercises different nature)**

4. Stress analysis of a rectangular plate with a circular hole

PART – B

1) Thermal Analysis – 1D & 2D problem with conduction and convection boundary conditions **(Minimum 4 exercises of different types)**

2) Dynamic Analysis to find
   a) Fixed – fixed beam for natural frequency determination
   b) Bar subjected to forcing function
   c) Fixed – fixed beam subjected to forcing function

PART – C

1) Demonstrate the use of graphics standards (IGES, STEP etc) to import the model from modeler to solver
2) Demonstrate one example of contact analysis to learn the procedure to carry out contact analysis.
3) Demonstrate at least two different type of example to model and analyze bars or plates made from composite material

Course outcomes:

- **Demonstrate the basic features of an analysis package.**
- **Use the modern tools to formulate the problem, and able to create geometry, descritize, apply boundary condition to solve problems of bars, truss, beams, plate to find stress with different-loading conditions.**
- **Demonstrate the deflection of beams subjected to point, uniformly distributed and varying loads further to use the available results to draw shear force and bending moment diagrams.**
- **Analyze the given problem by applying basic principle to solve and demonstrate 1D and 2D heat transfer with conduction and convection boundary conditions.**
- **Carry out dynamic analysis and finding natural frequencies for various boundary conditions and also analyze with forcing function.**

REFERENCE BOOKS:

1. **A first course in the Finite element method,** Daryl L Logan,Thomason, Third Edition

2. **Fundaments of FEM,** Hutton – McGraw Hill, 2004

3. **Finite Element Analysis,** George R. Buchanan, Schaum Series

Scheme for Examination:

One Question from Part A - 40Marks (10 Write up +30)

One Question from Part B - 40 Marks (10 Write up +30)

Viva-Voce - 20 Marks

Total 100 Marks

ENERGY ENGINEERING

B.E, VII Semester, Mechanical Engineering

[As per Choice Based Credit System (CBCS) scheme]

Course Code	**17ME71**	**CIE Marks**	**40**
Number of Lecture Hours/Week	**04**	**SEE Marks**	**60**
Total Number of Lecture Hours	**50(10 Hours per Module)**	**Exam Hours**	**03**
Credits – 04			

Course Objectives:

- **Understand energy scenario,energy sources and their utilization**
- **Learn about energy conversion methods and their analysis**
- **Study the principles of renewable energy conversion systems**
- **Understand the concept of green energy and zero energy.**

Module - 1

Thermal Energy conversion system: Review of energy scenario in India,General Philosophy and need of Energy ,Different Types of Fuels used for steam generation,Equipment for burning coal in lump form, strokers, different types, Oilburners, Advantages and Disadvantages of using pulverized fuel, Equipmentfor preparation and burning of pulverized coal, unit system and bin system.Pulverized fuel furnaces, cyclone furnace, Coal and ash handling, Generationof steam using forced circulation, high and supercritical pressures.Chimneys: Natural, forced, induced and balanced draft, Calculations andnumerical involving height of chimney to produce a given draft. Coolingtowers and Ponds. Accessories for the Steam generators such asSuperheaters, De-superheater, control of superheaters, Economizers, Air preheatersand re-heaters.

Module - 2

Diesel Engine Power System: Applications of Diesel Engines in Power field.Method of starting Diesel engines. Auxiliaries like cooling and lubricationsystem, filters, centrifuges, Oil heaters, intake and exhaust system, Layout ofdiesel power plant.

Hydro-Electric Energy: Hydrographs, flow duration and mass curves, unithydrograph and numerical. Storage and pondage, pumped storage plants, low, medium and high head plants, Penstock, water hammer, surge tanks,gates and valves. General layout of hydel power plants.

Module - 3

Solar Energy: Fundamentals; Solar Radiation; Estimation of solar radiation on horizontal and inclined surfaces; Measurement of solar radiation data, Solar Thermal systems: Introduction; Basics of thermodynamics and heat transfer; Flat plate collector; Evacuated Tubular Collector; Solar air collector; Solar concentrator; Solar distillation; Solar cooker; Solar refrigeration and air conditioning; Thermal energy storage systems, Solar Photovoltaic systems: Introduction; Solar cell Fundamentals; Characteristics and classification; Solar cell: Module, panel and Array construction; Photovoltaic thermal systems

Module - 4

Wind Energy: Properties of wind, availability of wind energy in India, windvelocity and power from wind; major problems associated with wind power,wind machines; Types of wind machines and their characteristics, horizontal land vertical axis wind mills, coefficient of performance of a wind mill rotor(Numerical Examples).

Tidal Power: Tides and waves as energy suppliers and their mechanics;fundamental characteristics of tidal power, harnessing tidal energy, Limitations.

Module - 5

Biomass Energy: Introduction; Photosynthesis Process; Biofuels; Biomass Resources; Biomass conversion technologies; Urban waste to energy conversion; Biomass gasification.

Green Energy: Introduction: Fuel cells: Overview; Classification of fuel cells; Operating principles; Fuel cell thermodynamics Nuclear, ocean, MHD, thermoelectric and geothermal energy applications; Origin and their types; Working principles, Zero energy Concepts .

Course outcomes:

1. **Summarize the basic concepts of thermal energy systems,**
2. **Identify renewable energy sources and their utilization.**
3. **Understand the basic concepts of solar radiation and analyze the working of solar PV and thermal systems.**
4. **Understand principles of energy conversion from alternate sources including wind, geothermal, ocean, biomass, biogas.**
5. **Understand the concepts and applications of fuel cells, thermoelectric convertor and MHD generator.**
6. **Identify methods of energy storage for specific applications**

TEXT BOOKS:

1. B H Khan, Non conventional energy resources, 3rd Edition, McGraw Hill Education
2. Principles of Energy conversion, A. W. Culp Jr., McGraw Hill. 1996

REFERENCE BOOKS

1. S.P. Sukhatme, Solar Energy: principles of Thermal Collection and Storage, Tata McGraw-Hill (1984).
2. C. S. Solanki, "Solar Photovoltaic's: Fundamental Applications and Technologies, Prentice Hall of India, 2009.
3. L.L. Freris, Wind Energy Conversion Systems, Prentice Hall, 1990.

FLUID POWER SYSTEMS
B.E, VII Semester, Mechanical Engineering
[As per Choice Based Credit System (CBCS) scheme]

Course Code	**17ME72**	**CIE Marks**	**40**
Number of Lecture Hours/Week	**04**	**SEE Marks**	**60**
Total Number of Lecture Hours	**50(10 Hours per Module)**	**Exam Hours**	**03**

Credits – 04

Course Objectives:

- **To provide an insight into the capabilities of hydraulic and pneumatic fluid power.**
- **To understand concepts and relationships surrounding force, pressure, energy and power in fluid power systems.**
- **To examine concepts centering on sources of hydraulic power, rotary and linear actuators, distribution systems, hydraulic flow in pipes, and control components in fluid power systems.**
- **Exposure to build and interpret hydraulic and pneumatic circuits related to industrial applications.**
- **To familiarize with logic controls and trouble shooting**

Module - 1

Introduction to fluid power systems

Fluid power system: components, advantages and applications. Transmission of power at static and dynamic states. Pascal's law and its applications. Fluids for hydraulic system: types, properties, and selection. Additives, effect of temperature and pressure on hydraulic fluid. Seals, sealing materials, compatibility of seal with fluids. Types of pipes, hoses, and quick acting couplings. Pressure drop in hoses/pipes. Fluid conditioning through filters, strainers; sources of contamination and contamination control; heat exchangers.

Module - 2

Pumps and actuators

Pumps: Classification of pumps, Pumping theory of positive displacement pumps, construction and working of Gear pumps, Vane pumps, Piston pumps, fixed and variable displacement pumps, Pump performance characteristics, pump selection factors, problems on pumps.

Accumulators: Types, selection/ design procedure, applications of accumulators. Types of Intensifiers, Pressure switches /sensor, Temperature switches/sensor, Level sensor.

Actuators: Classification cylinder and hydraulic motors, Hydraulic cylinders, single and double acting cylinder, mounting arrangements, cushioning, special types of cylinders, problems on cylinders.

Construction and working of rotary actuators such as gear, vane, piston motors, and Hydraulic Motor. Theoretical torque, power,flowrate, and hydraulic motor performance; numerical problems. Symbolic representation of hydraulic actuators (cylinders and motors).

Module - 3

Components and hydraulic circuit design

Components: Classification of control valves, Directional Control Valves-symbolic representation, constructional features of poppet, sliding spool, rotary type valves solenoid and pilot operated DCV, shuttle valve, and check valves.

Pressure control valves - types, direct operated types and pilot operated types.

Flow Control Valves -compensated and non-compensated FCV, needle valve, temperature compensated, pressure compensated, pressure and temperature compensated FCV, symbolic representation.

Hydraulic Circuit Design: Control of single and Double -acting hydraulic cylinder, regenerative circuit, pump unloading circuit, double pump hydraulic system, counter balance valve application,hydrauliccylinder sequencing circuits, cylinder synchronizing circuit using different methods, hydraulic circuit for

force multiplication;speedcontrol of hydraulic cylinder- metering in, metering out and bleed off circuits.Pilot pressure operated circuits.Hydraulic circuit examples withaccumulator.

Module - 4

Pneumatic power systems

Introduction to Pneumatic systems:Pneumatic power system, advantages, limitations, applications, Choice of working medium. Characteristics of compressed air and air compressors. Structure of pneumatic control System, fluid conditioners-dryers and FRL unit.

Pneumatic Actuators: Linear cylinder –types of cylinders, working, end position cushioning, seals, mounting arrangements, and applications.

Rotary cylinders- types, construction and application, symbols.

Pneumatic Control Valves: DCV such as poppet, spool, suspended seat type slide valve, pressure control valves, flow control valves, types and construction, use of memory valve, Quick exhaust valve, time delay valve, shuttle valve, twin pressure valve, symbols.

Module - 5

Pneumatic control circuits

Simple Pneumatic Control: Direct and indirect actuation pneumatic cylinders, speed control of cylinders - supply air throttling and exhaust air throttling.

Signal Processing Elements: Use of Logic gates - OR and AND gates in pneumatic applications.

Practical examples involving the use of logic gates.

Multi- Cylinder Application: Coordinated and sequential motion control, motion and control diagrams. Signal elimination methods, Cascading method-principle, Practical application examples (up to two cylinders) using cascading method (using reversing valves).

Electro- Pneumatic Control: Principles - signal input and output, pilot assisted solenoid control of directional control valves, use of relay and contactors. Control circuitry for simple signal cylinder application.

Course outcomes:

1. **Identify and analyse the functional requirements of a fluid power transmission system for a given application.**
2. **Visualize how a hydraulic/pneumatic circuit will work to accomplish the function.**
3. **Design an appropriate hydraulic or pneumatic circuit or combination circuit like electro-hydraulics, electro-pneumatics for a given application.**
4. **Select and size the different components of the circuit.**
5. **Develop a comprehensive circuit diagramby integrating the components selected for the given application.**

TEXT BOOKS:

1. Anthony Esposito, “Fluid Power with applications”, Pearson edition,2000 .
2. Majumdar S.R., “Oil Hydraulics”,TalaMcGRawHllL, 2002 .
3. Majumdar S.R., “Pneumatic systems - Principles and Maintenance”,Tata McGraw-Hill, New Delhi, 2005

REFERENCE BOOKS

1. John Pippenger, Tyler Hicks, “Industrial Hydraulics”, McGraw Hill International Edition, 1980.
2. Andrew Par, Hydraulics and pneumatics, Jaico Publishing House, 2005.
3. FESTO, Fundamentals of Pneumatics,VolI,IIandIII.
4. Herbert E. Merritt, “Hydraulic Control Systems”, John Wiley and Sons, Inc.
5. Thomson, Introduction to Fluid power, PrentcieHall, 2004
6. John Watton, “Fundamentals of fluid power control”, Cambridge University press, 2012.

CONTROL ENGINEERING

B.E, VII Semester, Mechanical Engineering

[As per Choice Based Credit System (CBCS) scheme]

Course Code	**17ME73**	**CIE Marks**	**40**
Number of Lecture Hours/Week	**04**	**SEE Marks**	**60**
Total Number of Lecture Hours	**50(10 Hours per Module)**	**Exam Hours**	**03**

Credits – 04

Course Objectives:

- **Modeling of mechanical, hydraulic, pneumatic and electrical systems.**
- **Representation of system elements by blocks and its reduction**
- **Transient and steady state response analysis of a system.**
- **Frequency response analysis using polar plot.**
- **Frequency response analysis using bode plot.**
- **Analysis of system using root locus plots.**
- **Different system compensators and variable characteristics of linear systems.**

Module - 1

Introduction: Concept of automatic controls, Open loop and closed loop systems, Concepts of feedback, requirements of an ideal control system, Types of controllers-Proportional, Integral, Differential, Proportional & Integral, Proportional Differential and Proportional Integral Differential controllers.

Module - 2

Modeling of Physical Systems : Mathematical Models of Mechanical, Electrical, Thermal, Hydraulic and Pneumatic Systems.

Analogous Systems: Direct and inverse analogs for mechanical, thermal and fluid systems.

Block diagram Algebra: General representation of a feedback control system, transfer functions, rules of block diagram algebra, reduction of block dia. to obtain closed loop transfer function.
Signal flow graphs : Mason's gain formula

Module - 3

Steady state operation: Steady state analysis for general block dia. for a control system, steady state characteristics, equilibrium in a system**.**

Transient Response: Transient response and steady state analysis of unit, step input, general operational representation for a differential equation of control system, distinct, repeated and complex conjugate zeros, general form of transient response, Routh's stability criterion for a control system.

Root Locus Plots : Root locus method: Significance of Root locus, angle and magnitude conditions, breakaway points, angles of departure and arrival, construction of Root locus using general rules and steps, Lead and Lag compensation

Module - 4

Frequency Domain Analysis: Relationship between time and frequency response, Polar plot, Bode's Plot, Nyquist plot and Nyquist stability criterion, Relative Stability, Phase and Gain Margins

Module - 5

System Compensation and State Variable Characteristics of Linear Systems : Series and feedback compensation, Introduction to state concepts, state equation of linear continuous data system. Matrix representation of state equations, controllability and observability, Kalmanand Gilberts test.

Course outcomes:

1. **Recognize control system and its types , control actions**
2. **Determine the system governing equations for physical models(Electrical, Thermal, Mechanical, Electro Mechanical)**
3. **Calculate the gain of the system using block diagram and signal flow graph**
4. **Illustrate the response of 1st and 2nd order systems**
5. **Determine the stability of transfer functions in complex domain and frequency domain**
6. **Employ state equations to study the controllability and observability**

TEXT BOOKS:

1. Modern control theory, Katsuhiko Ogata, Pearson Education International , Fifth edition.
2. "Control systems Principles and Design", M.Gopal, 3rd Edition, TMH, 2000.

REFERENCE BOOKS:

3. Control system engineering, Norman S Nise, John Wiley &Sons, Inc., Sixth edition
4. Modern control systems, Richard C. Dorf, Robert H Bishop, Pearson Education International, Twelfth edition.
5. Automatic control systems, Farid Golnaraghi, Benjamin C Kuo, John Wiley & Sons, Inc., Nineth edition
6. J.Nagrath and M.Gopal," Control System Engineering", New Age International Publishers, 5th Edition, 2007
7. "Feedback control systems", Schaum's series, 2001.
8. System dynamics and control, Eronini-Umez, Thomas Asia Pte ltd., Singapore 2002.

DESIGN OF THERMAL EQUIPMENTS

B.E, VII Semester, Mechanical Engineering
[As per Choice Based Credit System (CBCS) scheme]

Course Code	**17ME741**	**CIE Marks**	**40**
Number of Lecture Hours/Week	**03**	**SEE Marks**	**60**
Total Number of Lecture Hours	**40(8 Hours per Module)**	**Exam Hours**	**03**
Credits –03			

Course Objectives:

- **To understand types of heat exchanger**
- **To study the design shell and tube heat exchanger**
- **To study types and design of steam heat condenser and compact heat exchanger**
- **To comprehend and design air cooled heat exchanger**
- **To understand and to design air cooled heat exchanger, furnaces**

Module - 1

Introduction To Heat Exchanger Design: Types of heat exchangers and their applications. Flow arrangements and temperature distributions in transfer type of heat exchangers. Overall heat transfer coefficient; clean overall heat transfer coefficient, dirt factor dirt overall heat transfer coefficient, dirt factors for various process services.

Double Pipe Heat Exchangers: Film coefficients for tubes and annuli, equivalent diameter of annuli, fouling factors, caloric or average fluid temperature, true temperature difference; Design calculation of double pipe heat exchanger, double pipe exchangers in series-parallel arrangements.

Module - 2

Shell and tube heat exchangers - tube layouts, baffle spacing, classification of shell and tube exchangers, Design calculation of shell and tube heat exchangers, flow assignments: tube side flow area calculations; viscosity correction factor, shell side equivalent diameter, calculation of shell side heat transfer coefficient, evaluation for wall temperature, evaluation of overall heat transfer coefficient, Calculation of surface area. Calculations of tube side and shell side pressure drops.

Module - 3

Steam Condensers: Specifications of other details as per TEMA standards. Flow arrangement for increased heat recovery: - lack of heat recovery in 1-2 exchangers true temperature difference in a 2-4 exchanger. Calculationprocedure for steam condensers.

Compact Heat Exchangers: Introduction; definition of Geometric Terms: plate fin surface geometries and surface performance data; correlation of heat transfer and friction data; Goodness factor comparisons; specification ofrating and sizing problems; calculation procedure for a rating problem.

Module - 4
Air-Cooled Heat Exchangers: Air as coolant for industrial processes; custom-built units; fin-tube systems for air coolers; fin-tube bundles; thermal rating; tube side flow arrangements; cooling air supply by fans; cooling airsupply in natural draft towers. **Furnaces And Combustion Chambers:** Introduction; process heaters and boiler; heat transfer in furnaces: - Heat source; Heat sink; refractory surfaces; heat transfer to the sink; Design methods: - Method of Lobo and Evans:Method of Wilson, Lobo and Hottel; The Orrok-Hudson equation;Wallenberg simplified method.
Module - 5
Heat pipes - types and applications, operating principles, working fluids, wick structures, control techniques, pressure balance, maximum capillary pressure, liquid and vapor pressure drops, effective thermal conductivity of wick structures, capillary limitation on heat transport capability, sonic, entrainment, and boiling limitations, determination of operating conditions; Heat pipe design – fluid selection, wick selection, material selection, preliminary design considerations, heat pipe design procedure, determination of heat pipe diameter, design of heat pipe containers, wick design, entertainment and boiling limitations, design problems
Course outcomes: 1. **To have complete knowledge of heat exchanger and its applications** 2. **To be able to design shell and tube heat exchanger** 3. **To be able to select and design of steam heat condenser and compact heat exchanger condenser and heat pipes for various application**
TEXT BOOKS: 1. **Process Heat Transfer**: Donald Q. Kern, Tata McGraw –Hill Edition (1997) 2. **Compact Heat Exchangers:** W. M. Kays& A. L. London, McGraw –Hill co. (1997) 3. **Heat Pipe Theory and Practice** Chi, S. W., - A Source Book, McGraw-Hill, 1976
REFERENCE BOOKS 1. **Heat Transfer – A Basic Approach:** NecatiOzsisik, McGraw – Hill International edition (1985). 2. **Heat Exchanger Design Hand Book:** Volumes 2 and 3, edited by Ernst U schlunder. et. al Hemisphere Publishing Co. (1983) 3. **Heat exchanger-** Kokac Thermal- hydraulic and design analysis. 4. **Heat Pipes** Dunn, P. D. and Reay, D. A., , Fourth Edition, Pergamon Press, 1994

TRIBOLOGY
B.E, VII Semester, Mechanical Engineering
[As per Choice Based Credit System (CBCS) scheme]

Course Code	**17ME742**	**CIE Marks**	**40**
Number of Lecture Hours/Week	**03**	**SEE Marks**	**60**
Total Number of Lecture Hours	**40 (8 Hours per Module)**	**Exam Hours**	**03**
Credits –03			

Course Objectives:

- **To educate the students on theimportance of friction, the related theories/laws of sliding and rolling friction and the effect of viscosity of lubricants.**
- **To expose the students to the consequences of wear, wear mechanisms, wear theories and analysis of wear problems.**
- **Tomake the students understand the principles of lubrication, lubrication regimes, theories of hydrodynamic and the advanced lubrication techniques.**
- **To expose the students to the factors influencing the selection of bearing materials fordifferent sliding applications.**
- **To introduce the concepts of surface engineering and its importance in tribology.**

Module - 1

Introduction to tribology: Historical background, practical importance, and subsequent use in the field.
Lubricants: Types and specific field of applications. Properties of lubricants,viscosity, its measurement, effect of temperature and pressure on viscosity, lubrication types, standard grades of lubricants, and selection of lubricants.

Module - 2

Friction: Origin, friction theories, measurement methods, friction of metals and non-metals.
Wear: Classification and mechanisms of wear, delamination theory, debris analysis, testing methods and standards. Related case studies.

Module - 3

Hydrodynamic journal bearings: Friction forces and power loss in a lightly loaded journal bearing, Petroff'sequation, mechanism of pressure development in an oil film, and Reynold's equation in 2D.
Introduction to idealized journal bearing, load carrying capacity, condition for equilibrium, Sommerfeld's number and it'ssignificance;partial bearings, end leakages in journal bearing, numerical examples on full journal bearings only.

Module - 4

Plane slider bearings with fixed/pivoted shoe: Pressure distribution, Load carrying capacity, coefficient of friction, frictional resistance in a fixed/pivoted shoe bearing,center of pressure, numerical examples.

Hydrostatic Lubrication: Introduction to hydrostatic lubrication, hydrostatic step bearings, load carrying capacity and oil flow through the hydrostatic step bearing, numerical examples.

Module - 5

Bearing Materials: Commonly used bearings materials, and properties of typical bearing materials. Advantages and disadvantages of bearing materials.

Introduction to Surface engineering: Concept and scope of surface engineering.

Surface modification – transformation hardening, surface melting, thermo chemical processes.

Surface Coating – plating,fusionprocesses, vapour phase processes.

Selection of coating for wear and corrosion resistance.

Course outcomes:

1. **Understand the fundamentals of tribology and associated parameters.**
2. **Apply concepts of tribology for the performance analysis and design of components experiencing relative motion.**
3. **Analyse the requirements and design hydrodynamic journal and plane slider bearings for a given application.**
4. **Select proper bearing materials and lubricants for a given tribological application.**
5. **Apply the principles of surface engineering for different applications of tribology.**

TEXT BOOKS:

1. ”Introduction to Tribology”, B. Bhushan, John Wiley & Sons, Inc., New York, 2002
2. “Engineering Tribology”, PrasantaSahoo, PHI Learning Private Ltd, New Delhi, 2011.
3. “Engineering Tribology”, J. A. Williams, Oxford Univ. Press, 2005.

REFERENCE BOOKS

1. “Introduction to Tribology in bearings”, B. C. Majumdar, Wheeler Publishing.
2. “Tribology, Friction and Wear of Engineering Material”, I. M.Hutchings, Edward Arnold, London,1992.
3. “Engineering Tribology”, G. W. Stachowiak and A. W. Batchelor, Butterworth-Heinemann,1992.
4. “Friction and Wear of Materials”, Ernest Rabinowicz, John Wiley & sons,1995.
5. “Basic Lubrication Theory”, A. Cameron, Ellis Hardwoods Ltd., UK.
6. “Handbook of tribology: materials, coatings and surface treatments”, B.Bhushan, B.K. Gupta, McGraw-Hill,1997.

FINANCIAL MANAGEMENT

B.E, VII Semester, Mechanical Engineering

[As per Choice Based Credit System (CBCS) scheme]

Course Code	**17ME743**	**CIE Marks**	**40**
Number of Lecture Hours/Week	**03**	**SEE Marks**	**60**
Total Number of Lecture Hours	**40(8 Hours per Module)**	**Exam Hours**	**03**

Credits –03

Subject Overview: Finance is the lifeblood of any enterprise. Financial Management is imperative for efficient utilization and generation of monetary resources and funds. The subject deals with fundamental books and records of accounts with financial analysis. The subject imparts expose to statutory levies to strengthen the understanding of government taxed and duties including the general sales tax structure. The subject includes concepts of market risks and returns to efficiently manage the cash and circumvent liquidity problems both at the individual and organizational levels. In the new CBCS scheme, topics on investment decisions and asset management decisions besides the financing decisions. The curriculum also includes costing and budgeting to enable budding engineers to make a comparative study of finance and economics and evaluate costs and revenues of engineering operations.

Module - 1

INTRODUCTION: Book keeping – systems of book keeping, journal and ledger posting. Financial Statement, Preparation of Trial balance, profit and Loss Account, Balance Sheet with adjustments.

STATUTORY LEVIES: Forms of organization, direct and indirect taxes. Statutory Registration- excise Duty, central sales tax, VAT, service tax, central and state general Sales tax, international fund availability.

Module - 2

WORKING CAPITAL MANAGEMENT: Definition, need and factors influencing the working capital requirement. Determination of operating cycle, cash cycle and operating cycle analysis. Calculation of gross working capital and net working capital requirement.

LONG TERM FINANCING: Raising of finance from primary and secondary markets. Valuation of securities, features of convertible securities and warrants. Features of debt, types of debt instruments, return on investment(ROI) and credit rating of units. Shares, debentures.

Module - 3

INVESTMENT DECISIONS: Inventory investment , Strategic investment , Ownership investments , lending investment, cash equivalent investment, factors affecting investment decisions, Capital Budgeting, disinvestment methods - public offer, sale of equity, cross holding

ASSET MANAGEMENT DECISIONS : Current Asset Management , Fixed Asset Management, Wealth management , engineering asset management (EAM) - asset maintenance technologies, asset reliability management, project management

Module - 4

RISK AND REQUIRED RETURN: Risk and return relationship, methods of measuring the risk, Business risk, financial risk, calculation of expected rate of return to the portfolio, financial theories - portfolio theory , capital asset pricing model , arbitage pricing theorynumerical problems.

RATIO ANALYSIS / ACCOUNTING RATIO: Liquidity ratio – Current ratio, quick ratio, turnover ratio, capital structure ratio- Debt – equity ratio, Coverage ratio, Profitability ratio, Profit margin, Return on assets, Activity ratios – Inventory turnover ratio, Debtors Turnover ratio. Preparation of the balance sheet from various ratios. Analysis of any one published balanced sheet.

Module - 5

COSTING: Classification of costs, preparation of cost sheet, absorption and variable costing, standard costing, job costing, process costing. Classification of the variances analysis – material, labor and overhead variances.

BUDGETING: Types of budgets – Flexible budgets, preparation of cash budgets, purchase and production budgets and master budget, Budgetary control, advantages & limitations of budgeting.

Course outcomes:

1. **Measure the returns from engineering projects of differing risks and present a risk-return tradeoff relationship (PO 4,12)**
2. **Determine the financial ratios and profitability margins of projects to evaluate economic viability to accept or reject the project. (PO 11)**
3. **Evaluate cost break ups of engineering projects and processes to determine and control the prohibitive cost components (PO 11)**
4. **Apply a Engineering Asset Management techniques to evaluate the economic value of physical assets. (PO 1, 11, 12)**

TEXT BOOKS:

1. Financial Management, Khan & Jain, text & problems TMH ISBN 0-07-460208-A. 20001
2. Financial Accounting, Costing and Management Accounting, S. M. Maheshwari, 2000
3. Srivatsava, Radhey Mohan, Financial Decision Making : Text Problem and Cases, New Delhi : Sterling Publishers (Private) Limited, 198*, pH.
4. Francis, Pitt, The Foundations of Financial Management, London : Arnold Heinmann, 1983, p.l

REFERENCE BOOKS:

1. Financial Management, I. M. Pandey, Vikas Publication House ISBN 0-7069-5435-1. 2002
2. Financial Management, Abrish Gupta, Pearson.
3. Financial Decision Making,Humpton. 2000
4. Financial Management, Theory and Practice, Prasanna Chandra TMH ISGN -07-462047-9, 3rd edition 2002
5. Essentials of Financial Management, Walker, Ernest W., New Delhi : Prentice Hall of India Pvt. Ltd, 1976, p.l

Design for Manufacturing
B.E, VII Semester, Mechanical Engineering
[As per Choice Based Credit System (CBCS) scheme]

Course Code	**17ME744**	**CIE Marks**	**40**
Number of Lecture Hours/Week	**03**	**SEE Marks**	**60**
Total Number of Lecture Hours	**40(8 Hours per Module)**	**Exam Hours**	**03**
Credits –03			

Course Objective:

- **To educate students on factors to be considered in designing parts and components with focus on manufacturability.**
- **To expose the students to dimensional tolerances, geometric tolerances and true position tolerance techniques in manufacture.**
- **To impart the knowledge on design considerations for designing components produced using various machining operations like turning, drilling, milling, grinding etc.**
- **To educate the students on design rules and recommendations for processes like casting, welding, forgings powder metallurgy and injection moulding.**

Module - 1

Major phases of design, effect of material properties on design, effect of manufacturing processes on design. Material selection process- cost per unit property, weighted properties and limits on properties methods. Guidelines for design for manufacturability.

Review of relationship between attainable tolerance grades and different machining processes.Processcapability,mean, variance, skewness, kurtosis, process capability indices-C_p, and C_{pk}.

Cumulative effect of tolerance- Sure fit law and truncated normal law, problems.

Module - 2

Selective Assembly: Interchangeable part manufacture and selective assembly. Deciding the number of groups -model-1: group tolerance of mating parts equal, model- 2: total and group tolerances of shaft equal. Control of axial play- introducing secondary machining operations, and laminated shims; examples.

True positional theory: Comparison between coordinate and true position method offeature location. True position tolerance- virtual size concept, floating and fixed fasteners, projected tolerance zone and functional gages. Concept of Zero true position tolerance. Simple problems on true position tolerancing.

Module - 3

Datum Features: Functional datum, datum for manufacturing, changing the datum;examples.

Component Design: Design features to facilitate machining: drills, milling cutters, keyways, Doweling procedures, counter sunk screws, Reduction of machined area, simplification by separation, simplification by amalgamation, Design for machinability, Design for economy, Design for clampability, Design for accessibility. Design for assembly

Module - 4

Design of components with casting considerations: Pattern, mould, and parting line. Cored holes and machined holes. Identifying the possibleand probable parting lines. Castings requiring special sand cores. Designing to obviatesand cores.
Welding considerations: requirements and rules, redesign of components for welding; case studies.

Module - 5

Forging considerations -requirements and rules-redesign of components for forging and case studies.
Design of components for powder metallurgy- requirements and rules-case studies.
Design of components for injection moulding- requirements and rules-case studies.

Course outcomes:

1. **Describe the different types of manufacturing systems and comparetheir suitability foreconomic production of various components andproducts.**
2. **Identify factors and causing mechanisms of the defects likely to occur with different manufacturing processes in producing mechanical products and the relevant design approaches to rectify them.**
3. **Select proper materials and manufacturing processes for designing products/components by applying the relevant principles for ease and economic production.**

TEXT BOOKS:

1. Peck, H. "Designing for Manufacture", Pitman Publications, London, 1983.
2. Dieter, G.E. "Engineering Design: A Materials and processing Approach", McGraw Hill Co.Ltd, 2000.
3. Bralla, James G., "Handbook of Products Designfor Manufacturing: A Practical Guide to Low-cost Production", McGraw Hill, New York, 1986.

REFERENCE BOOKS

1. Eggert, R.J. "Engineering Design" Pearson Education, Inc., New Jersey, 2005.
2. Matousek , R. "Engineering Design", Blackie and Son Limited, Glasgow, 1967.
3. KalandarSaheb, S.D and Prabhakar, O. "Engineering Design for Manufacture",ISPE 1999.
4. Trucks, H.E., "Design for Economical Production", 2nd ed., Mich., Dearborn, SME 1987.
5. Linberg, Roy A., "Processes and Materials of Manufacture", 4th ed.,Allyn and Bacon, Boston, U.S.A., 1990.

SMART MATERIALS and MEMS

B.E, VII Semester, Mechanical Engineering

[As per Choice Based Credit System (CBCS) scheme]

Course Code	**17ME745**	**CIE Marks**	**40**
Number of Lecture Hours/Week	**03**	**SEE Marks**	**60**
Total Number of Lecture Hours	**40(8Hours per Module)**	**Exam Hours**	**03**
Credits –03			

Course Objective:

This course provides a detailed overview to smart materials, piezoelectric materials structures and its characteristics. The study of Smart structures and modelling helps in Vibration control using smart materials in various applications. Helps to understand the principles and concepts of using MEMS, ER & MR Fluids for various applications.

Module - 1

- Introduction: Closed loop and Open loop Smart Structures. Applications of Smart structures, Piezoelectric properties. Inchworm Linear motor, Shape memory alloys, Shape memory effect-Application, Processing and characteristics.

- Shape Memory Alloys: Introduction, Phenomenology, Influence of stress on characteristic temperatures, Modelling of shape memory effect. Vibration control through shape memory alloys. Design considerations, multiplexing embedded NiTiNOL actuators.

Module - 2

- Electro rheological and Magneto rheological Fluids:Mechanisms and Properties, Characteristics,Fluid composition and behaviour, Discovery and Early developments, Summary of material properties. Applicationsof ER and MR fluids (Clutches, Dampers, others). – 4hrs
- FibreOptics: Introduction, Physical Phenomenon, Characteristics, Fibre optic strain sensors, Twisted and Braided Fibre Optic sensors, Optical fibres as load bearing elements, Crack detection applications, Integration of Fibre optic sensors and shape memory elements. – 4hrs

Module - 3

- Vibration Absorbers: Introduction, Parallel Damped Vibration Absorber, Analysis, Gyroscopic Vibration absorbers, analysis & experimental set up and observations, Active Vibration absorbers. Control of Structures: Introduction, Structures as control plants, Modelling structures for control, Control strategies and Limitations.
- Biomimetics: Characteristics of Natural structures. Fibre reinforced: organic matrix natural composites, Natural creamers, Mollusks. Biomimetic sensing, Challenges and opportunities.

Module - 4

- MEMS:History of MEMS, Intrinsic Characteristics, Devices: Sensors and Actuators. Microfabrication: Photolithography, Thermal oxidation, Thin film deposition, etching types, Doping, Dicing, Bonding. Microelectronics fabrication process flow, Silicon based, Process selection and design.
- Piezoelectric Sensing and Actuation: Introduction, Cantilever Piezoelectric actuator model, Properties of Piezoelectric materials, Applications. Magnetic Actuation: Concepts and Principles, Magnetization and Nomenclatures, Fabrication and case studies,Comparison of major sensing and actuation methods.

Module - 5

- Polymer MEMS&Microfluidics:Introduction, Polymers in MEMS(Polyimide, SU-8,LCP,PDMS,PMMA,Parylene, Others) Applications(Acceleration, Pressure, Flow, Tactile sensors). Motivation for micro fluidics, Biological Concepts, Design and Fabrication of Selective components. Channels and Valves.

- Case Studies: MEMS Magnetic actuators, BP sensors, Microphone, Acceleration sensors, Gyro, MEMS Product development: Performance, Accuracy, Repeatability, Reliability, Managing cost, Market uncertainties, Investment and competition

Course outcomes:

1. **Describe the methods of controlling vibration using smart systems and fabrication methods of MEMS.**
2. **Explain the principle concepts of Smart materials, structures, Fibre optics, ER & MR Fluids, Biomimetics and MEMS with principles of working.**
3. **Analyze the properties of smart structures, MEMS, with the applications and select suitable procedure for fabrication.**
4. **Summarize the methods and uses of Micro fabrications, Biomimetics, types of polymers used in MEMS, Fibre optics, piezoelectric sensing and actuation.**

TEXT BOOKS:

1."Smart Structures –Analysis and Design", A.V.Srinivasan, Cambridge University Press, New York, 2001, (ISBN:0521650267).
2. "Smart Materials and Structures", M.V.Gandhi and B.S.Thompson Chapmen & Hall, London, 1992 (ISBN:0412370107)
3. "Foundation of MEMS, by Chang Liu. Pearson Education. (ISBN:9788131764756)

REFERENCE BOOKS

1.

Automotive Electronics
B.E, VII Semester, Mechanical Engineering
[As per Choice Based Credit System (CBCS) scheme]

Course Code	**17ME751**	**CIE Marks**	**40**
Number of Lecture Hours/Week	**03**	**SEE Marks**	**60**
Total Number of Lecture Hours	**40(8 Hours per Module)**	**Exam Hours**	**03**
Credits –03			

Course Objective:

1. **Basics of electronic control of internal combustion engines and the drives**
2. **Understand principle of working of sensors and actuators used in automobiles for control**
3. **Diagnostics and safety systems in automobiles**

Module - 1

Automotive Fundamentals Overview –Evolution of Automotive Electronics,

Automobile Physical Configuration, Survey of Major Automotive Systems, The Engine – Engine Block, Cylinder Head, Four Stroke Cycle, Engine Control,

Ignition System - Spark plug, High voltage circuit and distribution, Spark pulse generation, Ignition Timing, Diesel Engine, Drive Train - Transmission,

Drive Shaft, Differential, Suspension, Brakes, Steering System\, Starter Battery –Operating principle:

The Basics of Electronic Engine Control – Motivation for Electronic EngineControl – Exhaust Emissions, Fuel Economy, Concept of an Electronic Engine control system, Definition of General terms, Definition of Engine performance terms, Engine mapping, Effect of Air/Fuel ratio, spark timing and EGR on performance, Control Strategy, Electronic Fuel control system,

Analysis of intake manifold pressure, Electronic Ignition.

Module - 2

Control Systems - Automotive Control System applications of Sensors and Actuators – Typical Electronic Engine Control System, Variables to be measured

Automotive Sensors –Airflow rate sensor, Strain Gauge MAP sensor, Engine

Crankshaft Angular Position Sensor, Magnetic Reluctance Position Sensor, Hall effect Position Sensor, Shielded Field Sensor, Optical Crankshaft Position Sensor, Throttle Angle Sensor (TAS), Engine Coolant Temperature (ECT) Sensor, Exhaust Gas Oxygen (O2/EGO) Lambda Sensors, PiezoelectricKnock Sensor. Automotive Actuators– Solenoid, Fuel Injector, EGR Actuator, Ignition.

Module - 3

- Vibration Absorbers: Introduction, Parallel Damped Vibration Absorber, Analysis, Gyroscopic Vibration absorbers, analysis & experimental set up and observations, Active Vibration absorbers. Control of Structures: Introduction, Structures as control plants, Modelling structures for control, Control strategies and Limitations.
- Biomimetics: Characteristics of Natural structures. Fibre reinforced: organic matrix natural composites, Natural creamers, Mollusks. Biomimetic sensing, Challenges and oppurtunities.

Module - 4

- MEMS:History of MEMS, Intrinsic Characteristics, Devices: Sensors and Actuators. Microfabrication: Photolithography, Thermal oxidation, Thin film deposition, etching types, Doping, Dicing, Bonding. Microelectronics fabrication process flow, Silicon based, Process selection and design.
- Piezoelectric Sensing and Actuation: Introduction, Cantilever Piezoelectric actuator model, Properties of Piezoelectric materials, Applications. Magnetic Actuation: Concepts and Principles, Magnetization and Nomenclatures, Fabrication and case studies,Comparison of major sensing and actuation methods.

Module - 5

Automotive Diagnostics–Timing Light, Engine Analyzer, On-boarddiagnostics, Off-board diagnostics, Expert Systems, Occupant Protection Systems – Accelerometer based Air Bag systems.

Future Automotive Electronic Systems –Alternative Fuel Engines, Electricand Hybrid vehicles, Fuel cell powered cars, Collision Avoidance Radar warning Systems, Low tire pressure warning system, Heads Up display,
Speech Synthesis, Navigation – Navigation Sensors - Radio Navigation, Signpost navigation, dead reckoning navigation, Voice Recognition Cell Phone dialling, Advanced Cruise Control, Stability Augmentation, Automatic driving Control.

Course outcomes:

1. Explain the electronics systems used for control of automobiles
2. Select sensors, actuators and control systems used in automobiles
3. Diagnose the faults in the sub systems and systems used automobile

TEXT BOOKS:

1. 1William B.Ribbens, “Understanding Automotive Electronics”, 6th Edition, Elsevier Publishing.
2. Robert Bosch Gmbh (Ed.) Bosch Automotive Electrics and AutomotiveElectronics Systems and Components, Networking and Hybrid Drive, 5th edition, John Wiley& Sons Inc., 2007.

FRACTURE MECHANICS

B.E, VII Semester, Mechanical Engineering

[As per Choice Based Credit System (CBCS) scheme]

Course Code	**17ME752**	**CIE Marks**	**40**
Number of Lecture Hours/Week	**03**	**SEE Marks**	**60**
Total Number of Lecture Hours	**40(8 Hours per Module)**	**Exam Hours**	**03**

Credits –03

Course Objective:

- **Fracture mechanics provides a methodology for prediction, prevention and control of fracture in materials, components and structures.**
- **It provides a background for damage tolerant design.**
- **It quantifies toughness as materials resistance to crack propagation.**

Module - 1

Fracture mechanics principles: Introduction and historical review, Sources of micro and macro cracks. Stress concentration due to elliptical hole, Strength ideal materials, and Griffith's energy balance approach. Fracture mechanics approach to design, NDT andVarious NDT methods used in fracture mechanics, Numerical problems. The Airy stress function. Effect of finitecracksize. Elliptical cracks, Numerical problems.

Module - 2

Plasticity effects: Irwin plastic zone correction. Dugdale's approach. The shape of the plastic zone for plane stress and plane strain cases.Theplate thickness effect, numerical problems.Determination of Stress intensity factors and plane strain fracture toughness: Introduction, estimation of stress intensity factors. Experimental method- Plane strain fracture toughness test, The Standard test,sizerequirements,etc.

Module - 3

The energy release rate, Criteria for crack growth. The crack resistance(R curve). Compliance.Tearingmodulus.Stability.
Elastic plastic fracture mechanics: Fracture beyond general yield. The Crack-tip opening displacement. The Use of CTOD criteria. Experimental determination of CTOD. Parameters affecting the critical CTOD.

Module - 4

J integral: Use of J integral. Limitation of J integral. Experimental determination of J integral and the parameters affecting J integral.
Dynamics and crack arrest: Crack speed and kinetic energy. Dynamic stress intensity and elastic energy release rate. Crackbranching. Principles of crack arrest. Crack arrest in practice. Dynamic fracture toughness**.**

Module - 5

Fatigue crack propagation and applications of fracture mechanics: Crack growth and the stress intensity factor. Factors affecting crack propagation. Variable amplitude service loading, Means to provide fail-safety, Paris law, Required information for fracture mechanics approach,

Course outcomes:

- **Develop basic fundamental understanding of the effects of cracklike defects on the performance of aerospace, civil, and mechanicalEngineering structures.**
- **Learn to select appropriate materials for engineering structures to insure damage tolerance.**
- **Learn to employ modern numerical methods to determine critical crack sizes and fatigue crack propagation rates in engineering structures.**
- **Gain an appreciation of the status of academic research in field of fracture mechanics.**

TEXT BOOKS:

1 Elements of Fracture Mechanics by Prasant Kumar, Mc Graw Hill Education, 2009 Edition
2. Anderson , "Fracture Mechanics-Fundamental and Application", T.L CRC press1998.
3. David Broek, "Elementary Engineering Fracture Mechanics", Springer Netherlands,2011

REFERENCE BOOKS

1. Karen Hellan , "Introduction to fracture mechanics", McGraw Hill, 2nd Edition
2. S.A. Meguid , "Engineering fracture mechanics" Elsevier Applied Science, 1989
3. Jayatilaka, "Fracture of Engineering Brittle Materials", Applied Science Publishers, 1979
4. Rolfe and Barsom , "Fracture and Fatigue Control in Structures" , Prentice Hall, 1977
5. Knott , "Fundamentals of fracture mechanisms", Butterworths, 1973

MECHATRONICS

B.E, VII Semester, Mechanical Engineering

[As per Choice Based Credit System (CBCS) scheme]

Course Code	**17ME753**	**CIE Marks**	**40**
Number of Lecture Hours/Week	**03**	**SEE Marks**	**60**
Total Number of Lecture Hours	**40(8 Hours per Module)**	**Exam Hours**	**03**

Credits –03

Course Objective:

- **Understand the evolution and development of Mechatronics as a discipline.**
- **Substantiate the need for interdisciplinary study in technology education.**
- **Understand the applications of microprocessors in various systems and to know the functions of each element**
- **Demonstrate the integration philosophy in view of Mechatronics technology**

Module - 1

Introduction: Definition, Multidisciplinary Scenario, Evolution of Mechatronics,Design of Mechatronics system, Objectives, advantages and disadvantages ofMechatronics.

Transducers and sensors: Definition and classification of transducers, Differencebetween transducer and sensor, Definition and classification of sensors, Principleof working and applications of light sensors, proximity switches and Hall Effectsensors.

Module - 2

Microprocessor &Microcontrollers: Introduction, Microprocessor systems,Basic elements of control systems, Microcontrollers, Difference betweenMicroprocessor and Microcontrollers.

Microprocessor Architecture: Microprocessor architecture and terminology-CPU,memory and address, I/O and Peripheral devices, ALU, Instruction andProgram, Assembler, Data, Registers, Program Counter, Flags, Fetch cycle, writecycle, state, bus interrupts. Intel's 8085A Microprocessor.

Module - 3

Programmable logic controller: Introduction to PLC's, basic structure, Principleof operation, Programming and concept of ladder diagram, concept of latching &selection of a PLC.

Integration: Introduction & background, Advanced actuators, Pneumaticactuators, Industrial Robot, different parts of a Robot-Controller, Drive, Arm, EndEffectors, Sensor & Functional requirements of robot.

Module - 4

Mechanical actuation systems: Mechanical systems, types of motion, Cams, Gear trains, Ratchet & Pawl, belt and chain drives, mechanical aspects of motorselection.

Electrical actuation systems: Electrical systems, Mechanical switches, Solenoids,Relays, DC/AC Motors, Principle of Stepper Motors & servomotors.

Module - 5

Pneumatic and hydraulic actuation systems: Actuating systems, Pneumatic andhydraulic systems, Classifications of Valves, Pressure relief valves, Pressureregulating/reducing valves, Cylinders and rotary actuators.

DCV & FCV: Principle & construction details, types of sliding spool valve,solenoid operated, Symbols of hydraulic elements, components of hydraulicsystem, functions of various units of hydraulic system. Design of simple hydrauliccircuits for various applications.

Course outcomes:

On completion of this subject, students will be able to:

1. **Illustrate various components of Mechatronics systems.**
2. **Assess various control systems used in automation.**
3. **Develop mechanical, hydraulic, pneumatic and electrical control systems.**

TEXT BOOKS:

1. NitaigourPremchandMahalik , Mechatronics-Principles, Concepts and Applications, Tata McGraw Hill, 1st Edition, 2003 ISBN.No. 0071239243, 9780071239240.
2. W.Bolton-Pearson Education, Mechatronics – Electronic Control Systems in Mechanicaland Electrical Engineering, 1st Edition, 2005 ISBNNo. 81-7758-284-4.

REFERENCE BOOKS

1. Mechatronics by HMT Ltd. – Tata McGrawHill, 1st Edition, 2000. ISBN:9780074636435.
2. Anthony Esposito, Fluid Power , Pearson Education, 6th Edition, 2011, ISBN No.9789332518544.

ADVANCED VIBRATIONS

B.E, VII Semester, Mechanical Engineering

[As per Choice Based Credit System (CBCS) scheme]

Course Code	**17ME754**	**CIE Marks**	**40**
Number of Lecture Hours/Week	**03**	**SEE Marks**	**60**
Total Number of Lecture Hours	**40(8 Hours per Module)**	**Exam Hours**	**03**

Credits –03

Course Objective:

- **To enable the students to understand the theoretical principles of vibration and vibration analysis techniques for the practical solution of vibration problems.**
- **To enable the studentsto understand the importance of vibrations in mechanical design of machine parts subject to vibrations.**

Module - 1

Forced vibrations (1DOF): Introduction, analysis of forced vibration with constant harmonic excitation, MF, rotating and reciprocating unbalances, excitation of support (relative and absolute amplitudes), force and motion transmissibility, energy dissipated due to damping and numerical problems.

Module - 2

Systems with 2DOF: Principal modes of vibrations, normal mode and natural frequencies of systems (Damping is not included), simple spring-mass systems, masses on tightly stretched strings, double pendulum, tensional systems, combined rectilinear and angular systems, geared systems and numerical problems.

Module - 3

Numerical methods for multi DOF systems: Maxwell's reciprocal theorem, influence coefficients, Rayleigh's method, Dunkerley's method, stodolamethod, orthogonality principle, method of matrix iteration and numerical.

Module - 4

Vibration measuring instruments and whirling of shafts: seismic instruments, vibrometers, accelerometer, frequency measuring instruments and numerical. Whirling of shafts with and without damping.
Vibration Control: Introduction, Vibration isolation theory, Vibration isolation and motion isolation for harmonic excitation, practical aspects of vibration analysis, vibration isolation, Dynamic vibration absorbers and Vibration dampers.

Module - 5

Transient Vibration of single Degree-of freedom systems: Impulse excitation, arbitrary excitation, Laplace transforms formulation, Pulse excitation and rise time, Shock response spectrum, Shock isolation.
Random Vibrations: Random phenomena Time averaging and expected value, Frequency response function, Probability distribution, Correlation, Power spectrum and power spectral density, Fourier transforms and response.

Course outcomes:

On completion of this subject, students will be able to:

1. **Understand and characterize the single and multi degrees of freedom systems subjected to free and forced vibrations with and without damping.**
2. **Understand the method of vibration measurements and its controlling.**
3. **Understand the concept of dynamic vibrations of a continuous systems.**

TEXT BOOKS:

1. S. S. Rao, "Mechanical Vibrations", Pearson Education.
2. S. Graham Kelly, "Fundamentals of Mechanical Vibration" - McGraw-Hill.
3. "Theory of Vibration with Application" - William T. Thomson, Marie Dillon Dahleh, ChandramouliPadmanabhan, 5th edition Pearson Education.
4. "Mechanical Vibrations", V. P. Singh, DhanpatRai& Company.
5. Mechanical Vibrations, W.T. Thomson W.T.- Prentice Hill India

REFERENCE BOOKS

1. S. Graham Kelly, "Mechanical Vibrations", Schaum's Outlines, Tata McGraw Hill.
2. C Sujatha, "Vibraitons and Acoustics – Measurements and signal analysis", Tata McGraw Hill.
3. "Mechanical Vibrations", G. K. Grover, Nem Chand and Bros

DESIGN LABORATORY
B.E, VII Semester, Mechanical Engineering
[As per Choice Based Credit System (CBCS) scheme]

Course Code	17MEL76	**CIE Marks**	**40**
Number of Lecture Hours/Week	**03 (1 Hour Instruction+ 2 Hours Laboratory)**	**SEE Marks**	**60**
RBT Levels	**L1, L2, L3**	**Exam Hours**	**03**
Credits –02			

Course Objective:

- **To understand the natural frequency, logarithmic decrement, damping ratio and damping.**
- **To understand the balancing of rotating masses.**
- **To understand the concept of the critical speed of a rotating shaft.**
- **To understand the concept of stress concentration using Photo elasticity.**
- **To understand the equilibrium speed, sensitiveness, power and effort of Governor.**

PART A

1. Determination of natural frequency, logarithmic decrement, damping ratio and damping Co-efficient in a single degree of freedom vibrating systems (longitudinal and torsional)
2. Determination of critical speed of rotating shaft.
3. Balancing of rotating masses.
4. Determination of fringe constant of Photo-elastic material using Circular disk subjected diametric compression, Pure bending specimen (four point bending)
5. Determination of stress concentration using Photo elasticity for simple components like Plate with hole under tension or bending, circular disk with circular hole under compression, 2-d crane hook.

PART B

1. Determination of equilibrium speed, sensitiveness, power and effort ofPorter/ Proel / Hartnell Governor. (at least one)
2. Determination of pressure distribution in Journal bearing
3. Determination of principle stresses and strain in a member subjected to combined loading using strain rosettes.
4. Determination of stresses in curved beam using strain gauge.
5. Experiments on Gyroscope (Demonstration only)

Course outcomes:

On completion of this subject, students will be able to:

1. **To understand the working principles of machine elements such as Governors, Gyroscopes etc.,**
2. **To identify forces and couples in rotating mechanical system components.**
3. **To identify vibrations in machine elements and design appropriate damping methods and to determine the critical speed of a rotating shaft.**
4. **To measure strain in various machine elements using strain gauges.**

5. **To determine the minimum film thickness, load carrying capacity, frictional torque and pressure distribution of journal bearing.**
6. **To determine strain induced in a structural member using the principle of photo-elasticity.**

REFERENCE BOOKS

[1] "Shigley's Mechanical Engineering Design", Richards G. Budynas and J. Keith Nisbett, McGraw-Hill Education, 10th Edition, 2015.
[2] "Design of Machine Elements", V.B. Bhandari, TMH publishing company Ltd. New Delhi, 2nd Edition 2007.
[3] "Theory of Machines", Sadhu Singh, Pearson Education, 2nd Edition, 2007.
[4] "Mechanical Vibrations", G.K. Grover, Nem Chand and Bros, 6th Edition, 1996.

Scheme of Examination:

One question from Part A:	**50 Marks**
One question from part B:	**30 Marks**
Viva- Voce:	**20Marks**
Total:	**100 Marks**

COMPUTER INTEGRATED MANUFACTURING LAB B.E, VII Semester, Mechanical Engineering [As per Choice Based Credit System (CBCS) scheme]			
Course Code	17MEL77	**CIE Marks**	**40**
Number of Lecture Hours/Week	**03 (1 Hour Instruction+ 2 Hours Laboratory)**	**SEE Marks**	**60**
Total Hours	**40**	**Exam Hours**	**03**
Credits –02			

Course Objectives:

CLO1	To expose the students to the techniques of CNC programming and cutting tool path generation through CNC simulation software by using G-Codes and M-codes
CLO2	To educate the students on the usage of CAM packages and cut part on virtual CNC machine simulator.
CLO3	To make the students understand the importance of automation in industries through exposure to FMS, Robotics, and Hydraulics and Pneumatics.

Part-A

Manual CNC part programming for 2 turning and 2 milling parts. Selection and assignment oftools, correction of syntax and logical errors, and verification of tool path.

CNC part programming using CAM packages. Simulation of Turning, Drilling, Millingoperations. 3 typical simulations to be carried out using simulation packages like: **CademCAMLab-Pro,Master- CAM.**

Program generation using software. Optimize spindle power, torque utilization, and cycle time. Generation and printing of shop documents like process and cycle time sheets, tool list, and tool layouts. Enter program, take tool offsets, cut part in single block and auto mode, measure the virtual part on screen in the virtual CNC machine simulator, for standard CNC control systems FANUC, FAGOR, HAAS and SINUMERIK.

Part B

(Only for Demo/Viva voce)

FMS (Flexible Manufacturing System): Programming of Automatic storage and Retrievalsystem (ASRS) and linear shuttle conveyor Interfacing CNC lathe, milling with loading unloading arm and ASRS to be carried out on simple components.

(Only for Demo/Viva voce)

Robot programming: Using Teach Pendent & Offline programming to perform pick and place,stacking of objects (2 programs).

Pneumatics and Hydraulics, Electro-Pneumatics: 3 typical experiments on Basics of thesetopics to be conducted.

Course Outcomes:

After studying this course, students will be able to:

CLO1	Generate CNC Lathe part program for Turning, Facing, Chamfering, Grooving, Step turning, Taper turning, Circular interpolation etc.
CLO2	Generate CNC Mill Part programming for Point to point motions, Line motions, Circular interpolation, Contour motion, Pocket milling- circular, rectangular, Mirror commands etc.
CLO3	Use Canned Cycles for Drilling, Peck drilling, Boring, Tapping, Turning, Facing,Taper turning Thread cutting etc.
CLO4	Simulate Tool Path for different Machining operations of small components using CNC Lathe & CNC Milling Machine.
CLO5	Use high end CAM packages for machining complex parts; use state of art cutting tools and related cutting parameters; optimize cycle time; set up and cut part on.
CLO6	Understand & write programs for Robot control; understand the operating principles of hydraulics, pneumatics and electro pneumatic systems.

Scheme for Examination:

Two Questions from Part A - 60 Marks (30 +30)

Viva-Voce - 20 Marks

Total: 80 Marks

Project Work, Phase I

Course	Code	Credits	L-T-P	Assessment		Exam Duration
				SEE	CIA	
Project Work, Phase I	**17MEP78**	**2**	**0-0-3**		**100**	**-**

OPERATIONS RESEARCH
B.E, VIII Semester, Mechanical Engineering
[As per Choice Based Credit System (CBCS) scheme]

Course Code	**17ME81**	**CIE Marks**	**40**
Number of Lecture Hours/Week	**04**	**SEE Marks**	**60**
Total Number of Lecture Hours	**50(10 Hours per Module)**	**Exam Hours**	**03**
Credits – 04			

Course Objectives:

1. **To enable the students to understand the scientific methods of providing various departments of an organization with a quantitative basis of decision making.**
2. **To enable the studentsto understand the importance of various tools and techniques in finding optimal solutions to problems involving limited resources in the form of Men, Materials and machinery.**

Module - 1

Introduction: Evolution of OR, Definitions of OR, Scope of OR, Applications of OR, Phases in OR study. Characteristics and limitations of OR, models used in OR, Linear Programming Problem (LPP), Generalized LPP- Formulation of problems as L.P.P. SolutionstoLPP by graphical method(Two Variables).

Module - 2

LPP: Simplex method, Canonical and Standard form of LP problem, slack, surplus and artificial variables, Solutions to LPP by Simplex method, Big-M Method and Two Phase Simplex Method, Degeneracy in LPP. Concept of Duality, writing Dual of given LPP. Solutions to L.P.P by Dual Simplex Method.

Module - 3

Transportation Problem: Formulation of transportation problem, types, initial basic feasible solution using North-West Corner rule, Vogel's Approximation method. Optimality in Transportation problem by Modified Distribution(MODI) method. Unbalanced T.P. Maximization T.P. Degeneracy in transportation problems, application of transportation problem.

Module - 4

Network analysis: Introduction, Construction of networks, Fulkerson's rule for numbering the nodes, AON and AOA diagrams; Critical path method to find the expected completion time of a project, determination of floats in networks, PERT networks, determining the probability of completing a project, predicting the completion time of project; Cost analysis in networks. Crashingofnetworks- Problems.
Queuing Theory: Queuing systems and their characteristics, Pure-birth and Pure-death models (only equations), Kendall & Lee's notation of Queuing, empirical queuing models – Numerical on M/M/1 and M/M/C Queuing models.

Module - 5

Game Theory: Definition, Pure Strategy problems, Saddle point, Max-Min and Min-Max criteria, Principle of Dominance, Solution of games with Saddle point. Mixed Strategy problems. Solution of 2X2 games by Arithmetic method, Solution of 2Xn m and mX2 games by graphical method. Formulation of games.

Sequencing: Basic assumptions, Johnson's algorithm, sequencing 'n' jobs on single machine using priority rules, sequencing using Johnson's rule-'n' jobs on 2 machines, 'n' jobs on 3 machines, 'n' jobs on 'm' machines. Sequencing of2 jobs on 'm' machines using graphical method.

Course outcomes:

1. **Understand the meaning, definitions, scope, need, phases and techniques of operations research.**
2. **Formulate as L.P.P and derive optimal solutions to linear programming problems by graphical method, Simplex method, Big-M method and Dual Simplex method.**
3. **Formulate as Transportation and Assignment problems and derive optimum solutions for transportation, Assignment and travelling salesman problems.**
4. **Solve problems on game theory for pure and mixed strategy under competitive environment.**
5. **Solve waiting line problems for M/M/1 and M/M/K queuing models.**
6. **Construct networkdiagrams and determine critical path, floats for deterministic and PERT networks including crashing of Networks.**
7. **Determine minimum processing times for sequencing of n jobs-2 machines, n jobs-3machines,n jobs-m machinesand 2 jobs-n machines using Johnson's algorithm.**

TEXT BOOKS:

1. Operations Research, P K Gupta and D S Hira,S. Chand and Company LTD. Publications, New Delhi – 2007
2. Operations Research, An Introduction, Seventh Edition, Hamdy A. Taha, PHI Private Limited, 2006.
3. Introduction to Operations Research, Lieberman/Nag/Basu, 9th Edition, McGraw Hill Education Pvt.Ltd.,

REFERENCE BOOKS:

1. Operations Research, Theory and Applications, Sixth Edition, J K Sharma, Trinity Press, Laxmi Publications Pvt.Ltd. 2016.
2. Operations Research, Paneerselvan, PHI
3. Operations Research, A M Natarajan, P Balasubramani, Pearson Education, 2005
4. Introduction to Operations Research, Hillier and Lieberman,8thEd., McGraw Hill

ADDITIVE MANUFACTURING
B.E, VIII Semester, Mechanical Engineering
[As per Choice Based Credit System (CBCS) scheme]

Course Code	**17ME82**	**CIE Marks**	**40**
Number of Lecture Hours/Week	**04**	**SEE Marks**	**60**
Total Number of Lecture Hours	**50(10 Hours per Module)**	**Exam Hours**	**03**

Credits – 04

Course Objectives:

1. **Understand the additive manufacturing process, polymerization and powder metallurgy process**
2. **Understand characterisation techniques in additive manufacturing.**
3. **Acquire knowledge on CNC and Automation.**

Module - 1

Introduction to Additive Manufacturing: Introduction to AM, AM evolution, Distinction between AM & CNC machining, Advantages of AM, **AM process chain:** Conceptualization, CAD, conversion to STL, Transfer to AM, STL file manipulation, Machine setup, build , removal and clean up, post processing.

Classification of AM processes: Liquid polymer system, Discrete particle system, Molten material systems and Solid sheet system.

Post processing of AM parts: Support material removal, surface texture improvement, accuracy improvement, aesthetic improvement, preparation for use as a pattern, property enhancements using non-thermal and thermal techniques.

Guidelines for process selection: Introduction, selection methods for a part, challenges of selection

AM Applications: Functional models, Pattern for investment and vacuum casting, Medical models, art models, Engineering analysis models, Rapid tooling, new materials development, Bi-metallic parts, Re-manufacturing. Application examples for Aerospace, defence, automobile, Bio-medical and general engineering industries.

Module - 2

System Drives and devices: Hydraulic and pneumatic motors and their features, Electrical motors AC/DC and their features

Actuators: Electrical Actuators; Solenoids, Relays, Diodes, Thyristors, andTriacs. Hydraulic and Pneumatic actuators, Design of Hydraulic and Pneumatic circuits, Piezoelectric actuators, Shape memory alloys.

Module - 3

POLYMERS & POWDER METALLURGY

Basic Concepts: Introduction to Polymers used for additive manufacturing: polyamide, PF resin, polyesters etc. Classification of polymers, Concept of functionality, Polydispersity and Molecular weight [MW], Molecular Weight Distribution [MWD] **Polymer Processing:** Methods of spinning for additive manufacturing: Wet spinning, Dry spinning. Biopolymers, Compatibility issues with polymers. Moulding and casting of polymers, Polymer processing techniques

General Concepts: Introduction and History of Powder Metallurgy (PM), Present and Future Trends of PM

Powder Production Techniques: Different Mechanical and Chemical methods, Atomisation of Powder, other emerging processes.

Characterization Techniques: Particle Size & Shape Distribution, Electron Microscopy of Powder, Interparticle Friction, Compression ability, Powder Structure, Chemical Characterization

Microstructure Control in Powder: Importance of Microstructure Study, Microstructures of Powder by Different techniques.

Powder Shaping: Particle Packing Modifications, Lubricants & Binders, Powder Compaction & Process Variables, Pressure & Density Distribution during Compaction, Isotactic Pressing, Injection Moulding, Powder Extrusion, Slip Casting, Tape Casting.
Sintering: Theory of Sintering, Sintering of Single & Mixed Phase Powder, Liquid Phase Sintering Modern Sintering Techniques, Physical & Mechanical Properties Evaluation, Structure-Property Correlation Study, Modern Sintering techniques, Defects Analysis of Sintered Components
Application of Powder Metallurgy: Filters, Tungsten Filaments, Self-Lubricating Bearings, Porous Materials, Biomaterials etc.

Module - 4

NANO MATERIALS & CHARACTERIZATION TECHNIQUES:
Introduction: Importance of Nano-technology, Emergence of Nanotechnology, Bottom-up and Top-down approaches, challenges in Nanotechnology
Nano-materials Synthesis and Processing: Methods for creating Nanostructures; Processes for producing ultrafine powders- Mechanical grinding; Wet Chemical Synthesis of Nano-materials- sol-gel process; Gas Phase synthesis of Nano-materials- Furnace, Flame assisted ultrasonic spray pyrolysis; Gas Condensation Processing (GPC), Chemical Vapour Condensation(CVC).

Optical Microscopy - principles, Imaging Modes, Applications, Limitations.
Scanning Electron Microscopy (SEM) - principles, Imaging Modes, Applications, Limitations. **Transmission Electron Microscopy (TEM) -** principles, Imaging Modes, Applications, Limitations.**X- Ray Diffraction (XRD) -** principles, Imaging Modes, Applications, Limitations.**Scanning Probe Microscopy (SPM) -** principles, Imaging Modes, Applications, Limitations.**Atomic Force Microscopy (AFM)** - basic principles, instrumentation, operational modes, Applications, Limitations. **Electron Probe Micro Analyzer (EPMA) -** Introduction, Sample preparation, Working procedure, Applications, Limitations.

Module - 5

MANUFACTURING CONTROL AND AUTOMATION
CNC technology - An overview: Introduction to NC/CNC/DNC machine tools, Classification of NC /CNC machine tools, Advantage, disadvantages of NC /CNC machine tools, Application of NC/CNC **Part programming:** CNC programming and introduction, Manual part programming: Basic (Drilling, milling, turning etc.), Special part programming, Advanced part programming, Computer aided part programming (APT)
Introduction: Automation in production system principles and strategies of automation, basic Elements of an automated system. Advanced Automation functions. Levels of Automations, introduction to automation productivity
Control Technologies in Automation: Industrial control system. Process industry vs discrete manufacturing industries. Continuous vs discrete control. Continuous process and its forms. Other control system components.

Course outcomes:

1. **Understand the different process of Additive Manufacturing. using Polymer, Powder and Nano materials manufacturing.**
2. **Analyse the different characterization techniques.**
3. **Describe the various NC, CNC machine programing and Automation techniques.**

TEXT BOOKS:

1. Chua Chee Kai, Leong Kah Fai, “Rapid Prototyping: Principles & Applications”, World Scientific, 2003.
2. G Odian Principles of Polymerization, Wiley Interscience John Wiley and Sons, 4th edition, 2005
3. Mark James Jackson, Microfabrication and Nanomanufacturing, CRC Press, 2005.
4. Powder Metallurgy Technology, Cambridge International Science Publishing, 2002.
5. P. C. Angelo and R. Subramanian: Powder Metallurgy- Science, Technology and Applications, PHI, New Delhi, 2008.
6. Mikell P Groover, Automation, Production Systems and Computer Integrated Manufacturing, 3rd Edition, Prentice Hall Inc., New Delhi, 2007.

REFERENCE BOOKS:

1. Wohler's Report 2000 - Terry Wohlers - Wohler's Association -2000
2. Computer Aided Manufacturing - P.N. Rao, N.K. Tewari and T.K. Kundra Tata McGraw Hill 1999
3. Ray F. Egerton , Physical Principles of Electron Microscopy: An Introduction to TEM, SEM, and AEM , Springer, 2005.
4. P. C. Angelo and R. Subramanian: Powder Metallurgy- Science, Technology and Applications, PHI, New Delhi, 2008.

CRYOGENICS

B.E, VIII Semester, Mechanical Engineering

[As per Choice Based Credit System (CBCS) scheme]

Course Code	**17ME831**	**CIE Marks**	**40**
Number of Lecture Hours/Week	**03**	**SEE Marks**	**60**
Total Number of Lecture Hours	**40(8 Hours per Module)**	**Exam Hours**	**03**

Credits – 03

Course Objectives:

1. **To understand cryogenic system and gas liquefaction system**
2. **To analyze gas cycle cryogenic refrigeration system**
3. **To Comprehend gas separation and gas purification system**
4. **To have detailed knowledge of vacuum technology, insulation, storage of cryogenic liquids**
5. **To study applications of cryogenics and to embark on cryogenic fluid**

Module - 1

Introduction to Cryogenic Systems:

Cryogenic propellants and its applications, liquid hydrogen, liquid nitrogen, and liquid Helium

The thermodynamically Ideal system Production of low temperatures – Joule Thompson Effect, Adiabatic expansion.

Gas Liquefaction Systems:

Liquefaction systems for Air Simple Linde –Hampson System, Claude System, Heylndt System, Dual pressure, Claude. Liquefaction cycle Kapitza System. Comparison of Liquefaction Cycles Liquefaction cycle for hydrogen, helium and Neon, Critical components of liquefactionsystems.

Module - 2

Gas Cycle Cryogenic Refrigeration Systems:

Classification of Cryo coolers, Stirling cycle Cryo – refrigerators, Ideal cycle – working principle. Schmidt's analysis of Stirling cycle, Various configurations of Stirling cycle refrigerators, Integral piston Stirlingcryo-cooler, Free displacer split type StirlingCryo coolers, Gifford McmahonCryo- refrigerator, Pulse tube refrigerator, Solvay cycle refrigerator, Vuillimier refrigerator, Cryogenic regenerators.

Module - 3

Gas Separation and Gas Purification Systems

Thermodynamic ideal separation system, Properties of mixtures, Principles of gas separation, Linde single column air separation. Linde double column air separation, Argon and Neon separation systems.

Ultra Low Temperature Cryo – Refrigerators

Magneto Caloric Refrigerator 3He-4He Dilution refrigerator. Pomeranchuk cooling. Measurement systems for low temperatures, Temperature measurement at low temperatures, Resistance thermometers, Thermocouples, Thermistors, Gas Thermometry. Liquid level sensors.

Module - 4

Vacuum Technology

Vacuum Technology: Fundamental principles. Production of high vacuum, Mechanical vacuum pumps, Diffusion pumps, Cryo-pumping, Measurement of high vacuum level. Cryogenic Insulation: Heat transfer due to conduction, Evacuated porous insulation Powder & Fibers Opacified powder insulation, Gas filled powders & Fibrous materials Multilayer super-insulation, Composite insulation

Module - 5

Cryogenic Fluid Storage And Transfer Systems

Design of cryogenic fluid storage vessels, Inner vessel, Outer Insulation, Suspension system, Fill and drain lines. Cryogenic fluid transfer, External pressurization, Self pressurization, Transfer pump.

Application of Cryogenic Systems

Cryogenic application for food preservation – Instant Quick Freezing techniques Super conductive devices, Cryogenic applications for space technology.

Application of cryogenic systems, super conducting devices, space technology, cryogenic in biology and medicine.

Course outcomes:

On completion of this subject students will be able to:

1. **To be able to understand the cryogenic system.**
2. **To have complete knowledge of cryogenic refrigeration system**
3. **To be able to design gas separation and gas purification system**
4. **To able to solve the problem in , insulation, storage of cryogenic liquids**
5. **To be able to apply cryogenic in various areas and to be able take up research in cryogenics**

TEXT BOOKS

1. Cryogenic Systems – R.F. Barron

2. Cryogenic Engineering – R.B. Scott – D.VanNostrand Company, 1959

REFERENCE BOOKS

1. Cryogenic Process Engineering – K.D. Timmerhaus and T.M. Flynn, Plenum Press, New York,1989

2. High Vacuum Technology – A. Guthree – New Age International Publication

3. Experimental Techniques in Low Temperature Physics – G.K. White – Osford University Press,

EXPERIMENTAL STRESS ANALYSIS

B.E, VIII Semester, Mechanical Engineering

[As per Choice Based Credit System (CBCS) scheme]

Course Code	**17ME832**	**CIE Marks**	**40**
Number of Lecture Hours/Week	**03**	**SEE Marks**	**60**
Total Number of Lecture Hours	**40(8 Hours per Module)**	**Exam Hours**	**03**

Credits – 03

Course Objectives:

4. **To understand the measurement of stain using electrical strain gauges.**
5. **To analyze stress and strains induced mechanical systems using electrical strain gauges.**
6. **To understand the photo elastic techniques to characterize the elastic behavior of solids.**
7. **To understand elastic behavior of solid bodies using coating techniques.**
8. **To apply the holography methods to measure stress and strains.**

Module - 1

Introduction: Definition of terms, Calibration, Standards, Dimension and units generalized measurement system. Basic concepts in dynamic measurements, system response, distortion,impedance matching, Analysis of experimental data, cause and types of experimental errors. General consideration in data analysis.

Electrical Resistance Strain Gages: Strain sensitivity in metallic alloys, Gage construction, adhesives and mounting techniques, Gage sensitivity and gage factor, Performance Characteristics, Environmental effects, Strain Gage
circuits. Potentiometer, Wheatstone's bridges, Constant current circuits.

Module - 2

Strain Analysis Methods: Two element, three element rectangular and delta rosettes, Correction for transverse strain effects, Stress gage, Plane shear gage, Stress intensity factor gage.
Force, Torque and strain measurements: Mass balance measurement, Elastic element for force measurements, torque measurement.

Module - 3

Photoelasticity: Nature of light, Wave theory of light - optical interference, Stress optic law –effect of stressed model in plane and circuclarpolariscopes, Isoclinics&Isochromatics, Fringe order determination Fringe multiplication techniques, Calibration photoelastic model materials.
Two Dimensional Photoelasticity: Separation methods: Shear difference method,Analytical separation methods, Model to prototype scaling, Properties of 2D photoelastic model materials, Materials for 2D photoelasticity.

Module - 4

Three Dimensional Photo elasticity: Stress freezing method, Scattered lightphotoelasticity, Scattered light as an interior analyzer and polarizer, Scattered lightpolariscope and stress data Analyses.
Photoelastic (Birefringent) Coatings : Birefringence coating stresses, Effects ofcoating thickness: Reinforcing effects,
Poission's Stress separation techniques: Oblique incidence.

Module - 5

Brittle Coatings: Coatings stresses, Crack patterns, Refrigeration techniques, Load relaxation techniques, Crack detection methods, Types of brittle coatings and its applications.

Moire Methods: Moire fringes produced by mechanical interference.Geometrical approach, Displacement field approach to Moire fringe analysis, Out of plane displacement measurements, Out of plane slope measurements.Applications and advantages

Course outcomes:

1. **Explain and the elastic behavior of solid bodies.**
2. **Describe stress strain analysis of mechanical systems using electrical resistance strain gauges.**
3. **Understand the experimental methods of determining stresses and strains induced.**
4. **Apply the coating techniques to determine the stresses and strains.**

TEXT BOOKS:

1. **"Experimental Stress Analysis",** Dally and Riley, McGraw Hill.
2. **"Experimental Stress Analysis".** Sadhu Singh, Khanna publisher.

REFERENCE BOOKS

1. **Experimental stress Analysis**, Srinath L.S tata Mc Graw Hill.
2. **"PhotoelasticityVol I and Vol II,** M.M.Frocht, John Wiley & sons.
3. **"Photo Elastic Stress Analysis",** Kuske, Albrecht & Robertson John Wiley & Sons.
4. **Motion Measurement and Stress Analysis Dave and Adams**
5. **Holman, "Experimental Methods for Engineers"** Tata McGraw Hill Companies, 7th Edition, New York, 2007

THEORY OF PLASTICITY

B.E, VIII Semester, Mechanical Engineering

[As per Choice Based Credit System (CBCS) scheme]

Course Code	**17ME833**	**CIE Marks**	**40**
Number of Lecture Hours/Week	**03**	**SEE Marks**	**60**
Total Number of Lecture Hours	**40(8 Hours per Module)**	**Exam Hours**	**03**

Credits – 03

Course Objectives:

- **To introduce the concepts of Plasticity and mechanism of plastic deformation in metals.**
- **To expose the students to elasto-plastic problems involving plastic deformation of beams and bars.**
- **To introduce the concepts of slip line field theory.**

Module - 1

Briefreviewf fundamentals of elasticity:Concept of stress, stress invariants, principal Stresses, octahedralnormalandshearstresses,sphericalanddeviatoricstress,stress transformation;concept of strain,engineeringandnaturalstrains, octahedralstrain,deviator and spherical strain tensors, strainrateandstrainrate tensor, cubical dilation, generalized Hooke's law, numerical problems.

Module - 2

Plastic Deformation of Metals: Crystalline structure in metals, mechanism of plastic deformation, factors affecting plastic deformation, strain hardening, recovery, recrystallization and grain growth, flow figures or Luder's cubes.
Yield Criteria: Introduction, yield or plasticity conditions, Von Mises and Tresca criterion, geometrical representation, yield surface, yield locus (two dimensional stress space), experimental evidence for yield criteria, problems.

Module - 3

Stress Strain Relations: Idealised stress-strain diagramsfor differentmaterialmodels, empirical equations,Levy-VonMises equation, Prandtl-Reuss andSaintVenant theory, experimental verification of Saint Venant's theory of plastic flow. Concept of plastic potential, maximum work hypothesis, mechanical work for deforming a plastic substance.

Module - 4

Bending of Beams:Stages ofplasticyielding, analysis of stresses, linear and nonlinear stress strain curve, problems.
Torsion of Bars: Introduction, plastic torsion of a circular bar, elastic perfectly plastic material, elastic work hardening of material, problems.

Module - 5

Slip Line Field Theory: Introduction, basic equations for incompressible two dimensional flows, continuity equations, stresses in conditions of plain strain, convention for slip lines, geometry of slip line field, properties of the slip lines, construction of slip line nets.

Course outcomes:

- **Understand stress, strain, deformations, relation between stress and strain and plastic deformation in solids.**
- **Understand plastic stress-strain relations and associated flow rules.**
- **Perform stress analysis in beams and bars including Material nonlinearity.**
- **Analyze the yielding of a material according to different yield theory for a given state of stress.**

- **Interpret the importance of plastic deformation of metals in engineering problems**

TEXT BOOKS:

1. "Theory of Plasticity", Chakraborty, 3rd Edition Elsevier.
2. "TheoryofPlasticityand Metal formingProcess"-Sadhu Singh, KhannaPublishers, Delhi.

REFERENCE BOOKS

1. "EngineeringPlasticity-TheoryandApplicationto Metal FormingProcess" -R.A.C. Slater, McMillan PressLtd.
2. "Basic Engineering Plasticity", DWA Rees, 1st Edition, Elsevier.
3. "Engineering Plasticity", W. Johnson and P. B. Mellor, Van NoStrand Co. Ltd 2000
4. Advanced Mechanics of solids, L. S. Srinath, Tata Mc. Graw Hill, 2009.

Green Manufacturing

B.E, VIII Semester, Mechanical Engineering

[As per Choice Based Credit System (CBCS) scheme]

Course Code	**17ME834**	**CIE Marks**	**40**
Number of Lecture Hours/Week	**03**	**SEE Marks**	**60**
Total Number of Lecture Hours	**40(8 Hours per Module)**	**Exam Hours**	**03**

Credits – 03

Course Objectives:

- **Acquire a broad understanding of sustainable manufacturing, green product and process**
- **Understand the analytical tools, techniques in green manufacturing**
- **Understand thestructures of sustainable manufacturing, environmental and management practice.**

Module - 1

Introduction to Green Manufacturing

Why Green Manufacturing, Motivations and Barriers to Green Manufacturing, Environmental Impact of Manufacturing, Strategies for Green Manufacturing.

The Social, Business, and Policy Environment for Green Manufacturing

Introduction, The Social Environment—Present Atmosphere and Challenges for Green Manufacturing, The Business Environment: Present Atmosphere and Challenges, The Policy Environment—Present Atmosphere and Challenges for Green Manufacturing.

Module - 2

Metrics for Green Manufacturing

Introduction, Overview of Currently Used Metrics, Overview of LCA Methodologies, Metrics Development Methodologies, Outlook and Research Needs.

Green Supply Chain

Motivation and Introduction, Definition, Issues in Green Supply Chains (GSC),Techniques/Methods of Green Supply Chain, Future of Green Supply Chain.

Module - 3

Closed-Loop Production Systems

Life Cycle of Production Systems, Economic and Ecological Benefits of Closed□Loop Systems, Machine Tools and Energy Consumption, LCA of Machine Tools, Process Parameter Optimization, Dry Machining and Minimum Quantity Lubrication, Remanufacturing, Reuse, Approaches for Sustainable Factory Design.

Semiconductor Manufacturing

Overview of Semiconductor Fabrication, Micro fabrication Processes, Facility Systems, Green Manufacturing in the Semiconductor Industry: Concepts and Challenges, Use-Phase Issues with Semiconductors, Example of Analysis of Semiconductor Manufacturing.

Module - 4

Environmental Implications of Nano-manufacturing

Introduction, Nano-manufacturing Technologies, Conventional Environmental Impactof Nano-manufacturing, Unconventional Environmental ImpactsofNano-manufacturing, Life Cycle Assessment (LCA) of Nanotechnologies.

Green Manufacturing Through Clean Energy Supply
Introduction, Clean Energy Technologies, Application Potential of Clean Energy Supplying Green Manufacturing

Module - 5

Packaging and the Supply Chain: A Look at Transportation
Introduction, Background, Recommended Method to Determine Opportunitiesfor Improved Pallet Utilization, Discussion.
Enabling Technologies for Assuring Green Manufacturing
Motivation, Process Monitoring System, Applying Sensor Flows in Decision Making:Automated Monitoring, Case Study.
Concluding Remarks and Observations about the Future
Introduction, Evolution of Manufacturing, Leveraging Manufacturing, Energy of Labor.

Course outcomes:

- **Understand the basic design concepts, methods, tools, the key technologies and the operation of sustainable green manufacturing.**
- **Apply the principles, techniques and methods to customize the learned generic concepts to meet the needs of a particular industry/enterprise.**
- **Identify the strategies for the purpose of satisfying a set of given sustainable green manufacturing requirements.**
- **Design the rules and processes to meet the market need and the green manufacturing requirements by selecting and evaluating suitable technical, managerial / project management and supply chain management scheme.**

PRODUCT LIFE CYCLE MANAGEMENT

B.E, VIII Semester, Mechanical Engineering

[As per Choice Based Credit System (CBCS) scheme]

Course Code	**17ME835**	**CIE Marks**	**40**
Number of Lecture Hours/Week	**03**	**SEE Marks**	**60**
Total Number of Lecture Hours	**40(8 Hours per Module)**	**Exam Hours**	**03**

Credits – 03

Course Objectives:

- **Familiarize with various strategies of PLM**
- **Understand the concept of product design and simulation.**
- **Develop New product development,product structure and supporting systems**
- **Interpret the technology forecasting and product innovation and development in business processes.**
- **Understand product building and Product Configuration.**

Module - 1

INTRODUCTION TO PLM AND PDM

Introduction to PLM,Need for PLM,opportunities and benefits of PLM, different views of PLM, components of PLM, phases of PLM, PLM feasibility study. PLM Strategies, strategy elements, its identification, selection and implementation. Product Data Management, implementation of PDM systems.

Module - 2

PRODUCT DESIGN

Engineering design, organization and decomposition in product design, product design process, methodical evolution in product design, concurrent engineering, design for 'X' and design central development model. Strategies for recovery at end of life, recycling, human factors in product design. Modelling and simulation in product

Module - 3

PRODUCT DEVELOPMENT

New Product Development, Structuring new product development, building decision support system, Estimating market opportunities for new product, new product financial control, implementing new product development, market entry decision, launching and tracking new product program. Concept of redesign of product.

Module - 4

TECHNOLOGY FORECASTING

Technological change, methods of technology forecasting, relevance trees, morphological methods, flow diagram and combining forecast of technologies Integration of technological product innovation and product development in business processes within enterprises, methods and tools in the innovation process according to the situation, methods and tools in the innovation process according to the situation

Module - 5
PRODUCT BUILDING AND STRUCTURES Virtual product development tools for components, machines, and manufacturing plants: 3D CAD systems, digital mock-up, model building, model analysis, production (process) planning, and product data technology, Product structures: Variant management, product configuration, material master data, product description data, Data models, Life cycles of individual items, status of items. **Scheme of Examination:** Two question to be set from each module. Students have to answer five full questions, choosing at least one full question from each module. Motivation, Process Monitoring System, Applying Sensor Flows in Decision Making:Automated Monitoring, Case Study. **Concluding Remarks and Observations about the Future** Introduction, Evolution of Manufacturing, Leveraging Manufacturing, Energy of Labor.
Course outcomes: • **Explain the various strategies of PLM and Product Data Management** • **Describe decomposition of product design and model simulation** • **Apply the concept of New Product Development and its structuring.** • **Analyze the technological forecasting and the tools in the innovation.** • **Apply the virtual product development and model analysis**
Text Books: 1.Stark, John. *Product Lifecycle Management: Paradigm for 21st Century ProductRealisation*, Springer-Verlag, 2004. ISBN 1852338105 2.Fabio Giudice, Guido La Rosa, Product Design for the environment-A lifecycle approach, Taylor & Francis 2006
Reference Books: 1.. SaaksvuoriAntti / ImmonenAnselmie, product Life Cycle Management Springer,Dreamtech,3-540-25731-4 *2.* Product Lifecycle Management, Michael Grieves, Tata McGraw Hill

Internship/ Professional Practice

Course	Code	Credits	L-T-P	Assessment		Exam Duration
				SEE	CIA	
Internship/ Professional Practice	17ME84	2	Industry Oriented	50	50	3 Hrs

Project Work, Phase II

Course	Code	Credits	L-T-P	Assessment		Exam Duration
				SEE	CIA	
Project Work, Phase II	17MEP85	6	0-6-0	100	100	3 Hrs

Seminar

Course	Code	Credits	L-T-P	Assessment		Exam Duration
				SEE	CIA	
Seminar	17MES86	1	0-4-0		100	-

VISVESVARAYA TECHNOLOGICAL UNIVERSITY, BELGAUM
CHOICE BASED CREDIT SYSTEM (CBCS)
SCHEME OF TEACHING AND EXAMINATION 2015-2016

I SEMESTER B.E./B.TECH.

CHEMISTRY GROUP

Sl. No.	Subject Code	Subject		Teaching Department	Board	Theory /Lab/ Drawing (Hrs/ Week)	Examination Marks			Credits
							Th./Pr.	I.A.	Total	
1	15MAT11	Engineering Maths-I	BS	Maths	Basic Sc.	4 (T)	80	20	100	4
2	15CHE12	Engineering Chemistry	BS	Chemistry	Basic Sc.	4 (T)	80	20	100	4
3	15PCD13	Programming in C & Data Structures	ES	Any Engineering Department	CSE	4 (T)	80	20	100	4
4	15CED14	Computer Aided Engineering Drawing	ES	Mech./IP/Auto/ Mfg.Engg./ IEM	Mech. Engg.	6 (2I+ 4P)	80	20	100	4
5	15ELN15	Basic Electronics	ES	E & C / E & E / TC / IT	E & C	4 (T)	80	20	100	4
6	15CPL16	Computer Programming Lab	ES	Any Engineering Department	CSE	3(2 hrs lab+ 1 hr Tutorial)	80	20	100	2
7	15CHEL17	Engg. Chemistry Lab	BS	Chemistry	Basic Sci.	3(2 hrs lab+ 1 hr Tutorial)	80	20	100	2
8	15CIV18	Environmental Studies	MNC	Civil / Environmental	Civil	2 (Tutorial)	40	10	50	--
9		Language (Eng.)	Mandatory Learning	Humanities		1 (T)	-	-	-	--
					Total	31	600	150	750	24

Note: The Subjects Kannada and English are Audit Courses

VISVESVARAYA TECHNOLOGICAL UNIVERSITY, BELGAUM
CHOICE BASED CREDIT SYSTEM (CBCS)
SCHEME OF TEACHING AND EXAMINATION 2015-2016

II SEMESTER B.E./B.TECH.

CHEMISTRY GROUP

Sl. No.	Subject Code	Subject		Teaching Department	Board	Theory /Lab/ Drawing (Hrs/ Week)	Examination Marks			Credits
							Th./Pr.	I.A.	Total	
1	15MAT21	Engineering Maths-II	BS	Maths	Basic Sc.	4 (T)	80	20	100	4
2	15CHE22	Engineering Chemistry	BS	Chemistry	Basic Sc.	4 (T)	80	20	100	4
3	15PCD23	Programming in C & Data Structures	ES	Any Engineering Department	CSE	4 (T)	80	20	100	4
4	15CED24	Computer Aided Engineering Drawing	ES	Mech./IP/Auto/ Mfg.Engg./ IEM	Mech. Engg.	6 (2I+ 4P)	80	20	100	4
5	15ELN25	Basic Electronics	ES	E & C / E & E / TC / IT	E & C	4 (T)	80	20	100	4
6	15CPL26	Computer Programming Lab	ES	Any Engineering Department	CSE	3(2 hrs lab+ 1 hr Tutorial)	80	20	100	2
7	15CHEL27	Engg. Chemistry Lab	BS	Chemistry	Basic Sc.	3(2 hrs lab+ 1 hr Tutorial)	80	20	100	2
8	15CIV28	Environmental Studies	MNC	Civil / Environmental	Civil	2 (Tutorial)	40	10	50	--
9		Language (Eng.)	Mandatory Learning	Humanities		1 (T)	-	-	-	--
					Total	31	600	150	750	24

Note: The Subjects Kannada and English are Audit Courses

BASIC ELECTRICAL ENGINEERING

[As per Choice Based Credit System (CBCS) scheme]
(Effective from the academic year 2015 -2016)
SEMESTER - I/II

Subject Code	15ELE15/15ELE25	IA Marks	20
Number of Lecture Hours/Week	04	Exam Marks	80
Total Number of Lecture Hours	50	Exam Hours	03

Credits - 04

Course objectives:

- Impart a basic knowledge of electrical quantities such as current, voltage, power, energy and frequency to understand the impact of technology in a global and societal context.
- Provide working knowledge for the analysis of basic DC and AC circuits used in electrical and electronic devices.
- Develop selection skill to identify the type of generators or motors required for particular application.
- Highlight the importance of transformers in transmission and distribution of electric power.
- Emphasize the effects of electric shock and precautionary measures.
- Improve the ability to function on multi-disciplinary teams.

Module -1	**Teaching Hours**
D C circuits: Ohm's Law and Kirchhoff's Laws, analysis of series, parallel and series- parallel circuits excited by independent voltage sources. Power and Energy. Illustrative examples.	**5 Hours**
Electromagnetism: Review of field around a conductor and coil, magnetic flux and flux density, magnetomotive force and magnetic field intensity, reluctance and permeability, definition of magnetic circuit and basic analogy between electric and magnetic circuits. (These topics are not to be considered for setting the examination questions). **Electromagnetic induction:** Definition of Electromagnetic Induction, Faradays Laws, Fleming's right hand rule, Lenz's Law, Statically and dynamically induced emf. Self-inductance, mutual inductance and coefficient of coupling. Energy stored in magnetic field. Illustrative examples. Force on current carrying conductor placed in a magnetic field, Fleming's left hand rule.	**5Hours**

Module -2	
DC Machines: Working principle of DC machine as a generator and a motor. Types and constructional features. Types of armature windings, Emf equation of generator, relation between induced emf and terminal voltage with a mention of brush contact drop and drop due to armature reaction. Illustrative examples, neglecting armature reaction. Operation of DC motor, back emf, torque equation. Types of DC motors, characteristics and applications. Significance of back emf. Necessity of a starter for DC motor. Illustrative examples on back emf and torque.	**7 Hours**
Measuring Instruments: Construction and Principle of operation of dynamometer type wattmeterand single phase induction type energy meter.	**3 Hours**
Module - 3	
Single-phase AC circuits: Generation of sinusoidal voltage, frequency of generated voltage, definition and numerical values of average value, root mean square value, form factor and peak factor of sinusoidally varying quantities, phasor representation of alternating quantities. Analysis, with phasor diagrams, of R, L, C, R-L, R-C and R-L-C circuits and, parallel and series- parallel circuits. Real power, reactive power, apparent power and power factor. Illustrative examples.	**7 Hours**
Domestic wiring: Service mains, meter board and distribution board. Brief discussion on concealed conduit wiring. Two-way and three-way control. Elementary discussion on Circuit protective devices: fuse and Miniature Circuit Breaker (MCB's). Electric shock, precautions against shock, Objectives of Earthing, types of earthing; pipe and plate earthing, Residual current circuit breaker (RCCB).	**3 Hours**
Module-4	
Three Phase Circuits: Necessity and advantages of three phase systems, generation of three phase power. Definition of Phase sequence, balanced supply and balanced load. Relationship between line and phase values of balanced star and delta connections. Power in balanced three-phase circuits, measurement of power by two-wattmeter method. Determination power factor using wattmeter readings. Illustrative examples.	**6 Hours**

Three PhaseSynchronous Generators: Principle of operation, Types and constructional features, Advantages of rotating field type alternator, Synchronous speed, Frequency of generated voltage, Emf equation. Concept of winding factor (excluding the derivation of distribution and pitch factors). Illustrative examples on calculation of distribution factor, pitch factor and emf equation.	**4 Hours**
Module-5	
Single Phase Transformers: Necessity of transformer, Principle of operation and construction of single-phase transformers (core and shell types). Emf equation, losses, variation losses with respect to load, efficiency, Condition for maximum efficiency, Voltage regulation and its significance (Open Circuit and Short circuit tests, equivalent circuit and phasor diagrams are excluded). Illustrative problems on emf equation and efficiency only.	**6 Hours**
Three Phase Induction Motors: Principle of operation, Concept and production of rotating magnetic field, Synchronous speed, rotor speed, Slip, Frequency of the rotor induced emf, Types and Constructional features. Slip and its significance. Applications of squirrel - cage and slip - ring motors. Necessity of a starter, starting of motor using stars-delta starter. Illustrative examples on slip calculations.	**4 Hours**
Course outcomes: After the completion of the course, the student should be able • To predict the behaviour of electrical and magnetic circuits. • Select the type of generator / motor required for a particular application. • Realize the requirement of transformers in transmission and distribution of electric power and other applications. • Practice Electrical Safety Rules & standards. • To function on multi-disciplinary teams.	
Question paper pattern: • The question paper will have ten questions. • Each full Question consisting of 16 marks • There will be **2** full questions(with a **maximum** of **four** sub questions) from	

each module.

- Each full question will have sub questions covering all the topics under a module.
- The students will have to answer **5** full questions, selecting one full question from each module.

Text Books				
1	Basic Electrical Engineering	D. C. Kulshreshtha	TMH	1st Edition, Revised
2	Electrical Technology	Edward Hughes	Pearson	10th Edition, 2014
	ReferenceBooks			
3	Fundamentals of Electrical Engineering	Rajendra Prasad	PHI	Third Edition 2014
4	Basic Electrical Engineering	AbhijitChakrabarti, Chandan Kumar Chanda, Sudiptanath	TMH,	1st Edition 2010
5	Fundamentals of Electrical Engineering and Electronics	B. L. Theraja	S. Chand & Company Ltd	Reprint Edition 2013

BASIC ELECTRONICS

[As per Choice Based Credit System (CBCS) scheme]
(Effective from the academic year 2015 -2016)
SEMESTER - I/II

Subject Code	15ELN15 / 15ELN25	IA Marks	20
Number of Lecture Hours/Week	04	Exam Marks	80
Total Number of Lecture Hours	50	Exam Hours	03

CREDITS - 04

Course objectives:
The course objective is to make students of all the branches of Engineering to understand the efficacy of Electronic principles which are pervasive in engineering applications

Module -1	**Teaching Hours**
Semiconductor Diodes and Applications (Text-1)**:** p-n junction diode, Characteristics and Parameters, Diode approximations, DC load line analysis, Half-wave rectifier, Two-diode Full-wave rectifier, Bridge rectifier, Capacitor filter circuit (only qualitative approch), Zener diode voltage regulators: Regulator circuit with no load, Loaded Regulator. Numerical examples as applicable.	**06 Hours**
Bipolar Junction Transistors: BJT operation, BJT Voltages and Currents, BJT amplification, Common Base, Common Emitter and Common Collector Characteristics, Numerical examples as applicable.	**04 Hours**
Module -2	
BJT Biasing (Text-1): DC Load line and Bias Point, Base Bias, Voltage divider Bias, Numerical examples as applicable.	**04 Hours**
Introduction to Operational Amplifiers (Text-2)**:** Ideal OPAMP, Inverting and Non Inverting OPAMP circuits, OPAMP applications: voltage follower, addition, subtraction, integration, differentiation; Numerical examples as applicable.	**06 Hours**

Module – 3	
Digital Electronics (Text-2): Introduction, Switching and Logic Levels, Digital Waveform (Sections 9.1to 9.3). Number Systems: Decimal Number System, Binary Number System, Converting Decimal to Binary, Hexadecimal Number System: Converting Binary to Hexadecimal, Hexadecimal to Binary, Converting Hexadecimal to Decimal, Converting Decimal to Hexadecimal, Octal Numbers: Binary to Octal Conversion. Complement of Binary Numbers. Boolean Algebra Theorems, De Morgan's theorem. Digital Circuits: Logic gates, NOT Gate, AND Gate, OR Gate, XOR Gate, NAND Gate, NOR Gate, X-NOR Gate. Algebraic Simplification, NAND and NOR Implementation (Sections 11.7 and 11.8): NAND Implementation, NOR Implementation. Half adder, Full adder.	**10 Hours**
Module-4	
Flip-Flops (Text-2)**:** Introduction to Flip-Flops (Section 12.1), NAND Gate Latch/ NOR Gate Latch, RS Flip-Flop, Gated Flip-Flops: Clocked RS Flip-Flop (Sections 12.3 to 12.5). **Microcontrollers** (Ref.1)**:** Introduction to Microcontrollers, 8051 Microcontroller Architecture and an example of Microcontroller based stepper motor control system (only Block Diagram approach).	**05 Hours** **05 Hours**
Module-5	
Communication Systems (Text-2): Introduction, Elements of Communication Systems, Modulation: Amplitude Modulation, Spectrum Power, AM Detection (Demodulation), Frequency and Phase Modulation. Amplitude and Frequency Modulation: A comparison. **Transducers (**Text-2)**:** Introduction, Passive Electrical Transducers, Resistive Transducers, Resistance Thermometers, Thermistor. Linear Variable Differential Transformer (LVDT). Active Electrical Transducers, Piezoelectric Transducer, Photoelectric Transducer.	**06 Hours** **04 Hours**

Course outcomes:

After studying this course, students will be able to:

- Appreciate the significance of electronics in different applications,
- Understand the applications of diode in rectifiers, filter circuits and wave shaping,
- Apply the concept of diode in rectifiers, filters circuits
- Design simple circuits like amplifiers (inverting and non inverting), comparators, adders, integrator and differentiator using OPAMPS,
- Compile the different building blocks in digital electronics using logic gates and implement simple logic function using basic universal gates, and
- Understand the functioning of a communication system, and different modulation technologies, and
- Understand the basic principles of different types of Transuducers.

Question paper pattern:

- The question paper will have ten questions.
- Each full Question consisting of 16 marks
- There will be **2** full questions(with a **maximum** of **four** sub questions) from each module.
- Each full question will have sub questions covering all the topics under a module.
- The students will have to answer **5** full questions, selecting one full question from each module.

Text Books:

1. David A. Bell, **"Electronic Devices and Circuits"**, Oxford University Press, 5th Edition, 2008.
2. D.P. Kothari, I. J. Nagrath, **"Basic Electronics"**, McGraw Hill Education (India) Private Limited, 2014.

Reference Books: MuhammadAli Mazidi, **"The 8051 Microcontroller and Embedded. Systems. Using Assembly and C."** Second Edition, 2011, Pearson India.

COMPUTER AIDED ENGINEERING DRAWING

[As per Choice Based Credit System (CBCS) scheme]

(Effective from the academic year 2015 -2016)

SEMESTER - I/II

Subject Code	15CED14/15CED24	IA Marks	20
Number of Lecture Hours/Week	6 (2T + 4L)	Exam Marks	80
Total Number of Lecture Hours	84	Exam Hours	03

CREDITS - 04

Course objectives:

Engineering drawing is an important tool for all Engineers and for many others professionals. It is the language of Engineers. Engineering Drawing communicates all needed information from the engineer who designed a part to the workers who will manufacture it.

The aim of the subject is to equip students with the fundamentals of Computer Aided Engineering Drawing and to further the ability to communicate information by graphical means.

Module -1	**Teaching Hours**

Introduction to Computer Aided Sketching Introduction, Drawing Instruments and their uses, BIS conventions, Lettering, Dimensioning and free hand practicing. Computer screen, layout of the software, standard tool bar/menus and description of most commonly used tool bars, navigational tools. Co-ordinate system and reference planes. of HP, VP, RPP & LPP. of 2D/3D environment. Selection of drawing size and scale. Commands and creation of Lines, Co-ordinate points, axes, poly-lines, square, rectangle, polygons, splines, circles, ellipse, text, move, copy, off-set, mirror, rotate, trim, extend, break, chamfer, fillet, curves, constraints viz. tangency, parallelism, inclination and perpendicularity. Dimensioning, line conventions, material conventions and lettering.	**06 Hours**
Module -2	**Teaching Hours**
Orthographic projections Introduction, Definitions - Planes of projection, reference line and conventions employed, Projections of points in all the four quadrants, Projections of straight lines (located in First quadrant/first angle only), True and apparent lengths, True and apparent inclinations to reference planes (No application problems). Orthographic Projections of Plane Surfaces (First Angle Projection Only) Introduction, Definitions–projections of plane surfaces–triangle, square, rectangle, rhombus, pentagon, hexagon and circle, planes in different positions by change of position method only (No problems on punched plates and composite plates).	**20Hours**
Module-3	

Projections of Solids (First angle Projection only) Introduction, Definitions – Projections of right regular tetrahedron, hexahedron (cube), prisms, pyramids, cylinders and cones in different positions (No problems on octahedrons and combination solid).	**28 Hours**
Module-4	
Sections And Development of Lateral Surfaces of Solids Introduction, Section planes, Sections, Section views, Sectional views, Apparent shapes and True shapes of Sections of right regular prisms, pyramids, cylinders and cones resting with base on HP. (No problems on sections of solids) Development of lateral surfaces of above solids, their frustums and truncations. (No problems on lateral surfaces of trays, tetrahedrons, spheres and transition pieces).	**15Hours**
Module-5	
Isometric Projection (Using Isometric Scale Only) Introduction, Isometric scale, Isometric projection of simple plane figures, Isometric projection of tetrahedron, hexahedron(cube), right regular prisms, pyramids, cylinders, cones, spheres, cut spheres and combination of solids (Maximum of three solids).	15 Hours
Course outcomes: After studying this course, 1. Students will be able to demonstrate the usage of CAD software. 2. Students will be able to visualize and draw Orthographic projections, Sections of solids and Isometric views of solids. 3. Students are evaluated for their ability in applying various concepts to solve practical problems related to engineering drawing.	

Question paper pattern:

1. Module -1 is only for practice and Internal Assessment and not for examination.
2. Question paper for each batch of students will be sent online by VTU and has to be downloaded before the commencement of Examination of each batch. The answer sheets will have to be jointly evaluated by the Internal & External examiners.
3. A maximum of **THREE** questions will be set as per the following pattern *(No mixing of questions from different Modules).*

Q. No.	From Chapters	Marks Allotted
1	Module 2(Choice between (Points+Lines or Planes)	25
2	Module 3	30
3	Module 4 or Module 5	25
Total		80

Q. No.	Solutions and Sketching in the Graph Book	Computer Display and Printout	Total Marks
1	10	15	25
2	12	18	30
3	13	12	25
Total Marks	35	45	80

Students have to submit the computer printouts and the sketches drawn on the graph sheets at the end of the examination. Both Internal & External examiners have to jointly evaluate the solutions (sketches) and computer display & printouts of each student for 80 marks (35 marks for solutions & sketches + 45 marks for computer display and printouts) and submit the marks list along with the solution (sketches) on graph sheets & computer printouts in separate covers.

4. Each batch must consist of a minimum of 10 students and a maximum of 12 students.
5. Examination can be conducted in parallel batches, if necessary.

Text Books:

1) **Engineering Drawing** - N.D. Bhatt & V.M. Panchal, 48th edition, 2005- Charotar Publishing House, Gujarat.

2) "**Computer Aided Engineering Drawing**" by Dr. M H Annaiah, Dr C N Chandrappa and Dr B Sudheer Premkumar Fifth edition, New Age International Publishers.

Reference Books:

1) Computer Aided Engineering Drawing - S. Trymbaka Murthy, - I.K. International Publishing House Pvt. Ltd., New Delhi, 3rd revised edition- 2006.

2) Engineering Graphics - K.R. Gopalakrishna, 32nd edition, 2005- Subash Publishers Bangalore.

3) Fundamentals of Engineering Drawing with an Introduction to Interactive Computer Graphics for Design and Production- Luzadder Warren J., Duff John M., Eastern Economy Edition, 2005- Prentice-Hall of India Pvt. Ltd., New Delhi.

4) A Primer on Computer Aided Engineering Drawing-2006, Published by VTU, Belgaum.

COMPUTER PROGRAMMING LABORATORY
[As per Choice Based Credit System (CBCS) scheme]
(Effective from the academic year 2015 -2016)
SEMESTER - I/II

Laboratory Code	**15CPL 16 / 15CPL26**	IA Marks	20
Number of Lecture Hours/Week	01Hr Tutorial (Instructions) + 02 Hours Laboratory	Exam Marks	80
Total Number of Lecture Hours	48	Exam Hours	03

CREDITS - 02

Course objectives: To provide basic principles C programming language. To provide design & develop of C programming skills. To provide practical exposures like designing flowcharts, algorithms, how to debug programs etc**.**

Descriptions (if any):

Demonstration of Personal Computer and its Accessories: **Demonstration and Explanation on Disassembly and Assembly of a Personal Computer by the faculty-in-charge. Students have to prepare a write-up on the same and include it in the Lab record and evaluated.**

Laboratory Session-1: Write-up on Functional block diagram of Computer, CPU, Buses, Mother Board, Chip sets, Operating System & types of OS, Basics of Networking & Topology and NIC.

Laboratory Session-2: Write-up on RAM, SDRAM, FLASH memory, Hard disks, Optical media, CD-ROM/R/RW, DVDs, Flash drives, Keyboard, Mouse, Printers and Plotters. Introduction to flowchart, algorithm and pseudo code.

***Note: These* TWO Laboratory sessions** are used to fill the gap between theory classes and practical sessions. Both sessions are to be evaluated as lab experiments.

Laboratory Experiments:

Implement the following programs with WINDOWS / LINUX platform using appropriate C compiler.

1. Design and develop a flowchart or an algorithm that takes three coefficients (***a***, ***b***, and ***c***) of a Quadratic equation ($ax^2+bx+c=0$) as input and compute all possible roots. Implement a C program for the developed flowchart/algorithm and execute the same to output the possible roots for a given set of coefficients with appropriate messages.

2. Design and develop an algorithm to find the ***reverse*** of an integer number **NUM** and check whether it is PALINDROME or NOT. Implement a C program for the developed algorithm that takes an integer number as input and output the reverse of the same with suitable messages. Ex: Num: **2014**, Reverse: **4102**, Not a Palindrome

3. 3a. Design and develop a flowchart to find the square root of a given number ***N***. Implement a C program for the same and execute for all possible inputs with appropriate messages. Note: **Don't use library function *sqrt(n)*.**

   3b. Design and develop a C program to read a ***year*** as an input and find whether it is ***leap year*** or not. Also consider end of the centuries.

4. Design and develop an algorithm to evaluate polynomial $\mathbf{f(x) = a_4x^4 + a_3x^3 + a_2x^2 + a_1x + a_0}$, for a given value of ***x*** and its coefficients using Horner's method. Implement a C program for the same and execute the program with different set of values of coefficients and ***x.***

5. Draw the flowchart and Write a C Program to compute **Sin(x)** using Taylor series approximation given by $\mathbf{Sin(x) = x - (x^3/3!) + (x^5/5!) - (x^7/7!) + \ldots\ldots}$
   Compare your result with the built- in Library function. Print both the results with appropriate messages.

6. Develop an algorithm, implement and execute a C program that reads ***N*** integer numbers and arrange them in ascending order using ***Bubble Sort***.

7. Develop, implement and execute a C program that reads two matrices ***A*** (**m x n**) and ***B*** (**p x q**) and Compute product of matrices ***A*** and ***B***. Read matrix ***A*** and matrix ***B*** in row major order and in column major order respectively. Print both the input matrices and resultant matrix with suitable headings and output should be in matrix format only. Program must check the compatibility of orders of the matrices for multiplication. Report appropriate message in case of incompatibility.

8. Develop, implement and execute a C program to search a Name in a list of names using ***Binary searching*** Technique.

9. Write and execute a C program that

i. Implements string copy operation ***STRCOPY***(str1,str2) that copies a string *str1* to another string *str2* without using library function.

ii. Read a *sentence* and print frequency of vowels and total count of consonants.

10.

a. Design and develop a C function ***RightShift****(x ,n)* that takes two integers *x* and *n* as input and returns value of the integer *x* rotated to the right by *n* positions. Assume the integers are unsigned. Write a C program that invokes this function with different values for *x* and *n* and tabulate the results with suitable headings.

b. Design and develop a C function ***isprime***(num) that accepts an integer argument and returns 1 if the argument is prime, a 0 otherwise. Write a C program that invokes this function to generate prime numbers between the given range.

11. Draw the flowchart and write a ***recursive*** **C** function to find the factorial of a number, ***n*!**, defined by *fact*(*n*)=1, if *n*=0. Otherwise *fact*(*n*)=*n***fact*(*n*-1). Using this function, write a C program to compute the binomial coefficient ${}_nC_r$. Tabulate the results for different values of ***n*** and ***r*** with suitable messages.

12. Given two university information files "**studentname.txt**" and "**usn.txt**" that contains students Name and USN respectively. Write a C program to create a new file called "**output.txt**" and copy the content of files "studentname.txt" and "usn.txt" into output file in the sequence shown below . Display the contents of output file "output.txt" on to the screen.

Student Name	USN
Name 1	USN1
Name 2	USN2
….	….
….	….

Heading

13. Write a C program to maintain a record of **n** student details using an array of structures with four fields (Roll number, Name, Marks, and Grade). Assume appropriate data type for each field. Print the marks of the student, given the student name as input.

14. Write a C program using pointers to compute the sum, mean and standard deviation of all elements stored in an array of **n** real numbers.

Course outcomes:

- **Gaining Knowledge on various parts of a computer.**
- **Able to draw flowcharts and write algorithms**
- **Able design and development of C problem solving skills.**
- **Able design and develop modular programming skills.**
- **Able to trace and debug a program**

Conduction of Practical Examination:

1. All laboratory experiments (nos) are to be included for practical examination.
2. Students are allowed to pick one experiment from the lot.
3. Strictly follow the instructions as printed on the cover page of answer script for breakup of marks
4. **Change of experiment is allowed only once and 15% Marks allotted to the procedure part to be made zero.**

CONSTITUTION OF INDIA, PROFESSIONAL ETHICS & HUMAN RIGHTS

Subject Code	15CPH18/15CPH28	IA Marks	10
Number of Lecture Hours/Week	02	Exam Marks	40
Total Number of Lecture Hours	25	Exam Hours	02

Course objectives:

1. To provide basic information about Indian constitution.
2. To identify individual role and ethical responsibility towards society.
3. To understand human rights and its implications

Module 1

Introduction to the Constitution of India, The Making of the Constitution and Salient features of the Constitution. **2 Hours**

Preamble to the Indian Constitution Fundamental Rights & its limitations. **3 Hours**

Module 2

Directive Principles of State Policy & Relevance of Directive Principles State Policy Fundamental Duties. **2 Hours**

Union Executives – President, Prime Minister Parliament Supreme Court of India. **3 Hours**

Module 3

State Executives – Governor Chief Minister, State Legislature High Court of State. **2 Hours**

Electoral Process in India, Amendment Procedures, 42nd, 44th, 74th, 76th, 86th &91st Amendments. **3 Hours**

Module 4

Special Provision for SC & ST Special Provision for Women, Children & Backward Classes Emergency Provisions. Human Rights –Meaning and Definitions, Legislation Specific Themes in Human Rights- Working of National Human Rights Commission in India **3 Hours**

Powers and functions of Municipalities, Panchyats and Co - Operative Societies. **2 Hours**

Module 5

Scope & Aims of Engineering Ethics, Responsibility of Engineers Impediments to Responsibility. **2 Hours**

Risks, Safety and liability of Engineers, Honesty, Integrity & Reliability in Engineering. **3 Hours**

Course outcomes:

After study of the course, the students are able to

- Have general knowledge and legal literacy and thereby to take up competitive examinations
- Understand state and central policies, fundamental duties
- Understand Electoral Process, special provisions
- Understand powers and functions of Municipalities, Panchayats and Co-operative Societies, and
- Understand Engineering ethics and responsibilities of Engineers.
- Have an awareness about basic human rights in India

Text Books:

1. Durga Das Basu: **"Introduction to the Constitution on India",** (Students Edn.) Prentice –Hall EEE, 19th / 20th Edn., 2001
2. Charles E. Haries, Michael S Pritchard and Michael J. Robins **"Engineering Ethics"** Thompson Asia, 2003-08-05.

Reference Books:

1. M.V.Pylee, "An Introduction to Constitution of India", Vikas Publishing, 2002.
2. M.Govindarajan, S.Natarajan, V.S.Senthilkumar, **"Engineering Ethics",** Prentice –Hall of India Pvt. Ltd. New Delhi, 2004
3. Brij Kishore Sharma,**"Introduction to the Constitution of India"**, PHI Learning Pvt. Ltd., New Delhi, 2011.
4. Latest Publications of Indian Institute of Human Rights, New Delhi.

* * * * * *

ELEMENTS OF CIVIL ENGINEERING AND MECHANICS

[As per Choice Based Credit System (CBCS) scheme]
(Effective from the academic year 2015 -2016)
SEMESTER - I/II

Subject Code	15CIV13/23	IA Marks	20
Number of Lecture Hours/Week	04	Exam Marks	80
Total Number of Lecture Hours	50	Exam Hours	03

CREDITS - 04

COURSE OBJECTIVES:

The objectives of this course is to make students to learn basics of Civil Engineering concepts and infrastructure development, solve problems involving Forces, loads and Moments and know their applications in allied subjects. It is a pre-requisite for several courses involving Forces, Moments, Centroids, Moment of inertia and Kinematics.

Particulars	**Hours**
Module 1: Introduction to Civil Engineering &Engineering Mechanics	**10**
Introduction to Civil Engineering Scope of different fields of Civil Engineering - Surveying, Building Materials, Construction Technology, Geotechnical Engineering, Structural Engineering, Hydraulics, WaterResources and Irrigation Engineering, Transportation Engineering, Environmental Engineering.	01
Infrastructure: Types of infrastructure, Role of Civil Engineer in theInfrastructural Development, Effect of the infrastructural facilities onsocio-economic development of a country.	01
Roads: Classification of Roads and their functions, Comparison of Flexible and Rigid Pavements (Advantages and Limitations)	01

Bridges: Types of Bridges and Culverts, RCC, Steel and Composite Bridges	01
Dams: Different types of Dams based on Material, Structural behavior and functionality with simple sketches.	01
Introduction to Engineering Mechanics: Basic idealizations - Particle, Continuum and Rigid body; Newton's laws Force and its characteristics, types of forces-Gravity, Lateral and its distribution on surfaces, Classification of force systems, Principle of physical independence, superposition, transmissibility of forces, , Introduction to SI units. Couple, Moment of a couple, Characteristics of couple, Moment of a force, Equivalent force - Couple system; Numerical problems on moment of forces and couples, on equivalent force - couple system.	02 03
Module 2: Analysis of Concurrent Force Systems	**10**
Concepts: Resultants and Equilibrium Composition of forces - Definition of Resultant; Composition of coplanar -concurrent force system, Parallelogram Law of forces, Principle of resolved parts;	03
Numerical problems on composition of coplanar concurrent force systems. Equilibrium of forces - Definition of Equilibrant; Conditions of static equilibrium for different force systems, Lami's theorem; Numerical problems on equilibrium of coplanar – concurrent and non-concurrent force systems.	03
Application- Static Friction in rigid bodies in contact Types of friction, Laws of static friction, Limiting friction, Angle of friction, angle of repose; Impending motion on horizontal and inclined planes; Numerical Problems on single and two blocks on inclined planes	02 02

Module - 3 Analysis of Non-Concurrent Force Systems	**10**
Concepts: Resultants and Equilibrium Composition of coplanar - non-concurrent force system, Varignon's principle of moments; Numerical problems on composition of coplanar non-concurrent Force system.	05
Application-Support Reaction in beams Types of Loads and Supports, statically determinate beams, Numerical problems onsupport reactions for statically determinate beams with Point load (Normal and inclined) and uniformly distributed and uniformly varying loads and Moments.	05
Module 4 Centroids and Moments of Inertia of Engineering Sections:	**10**
Centroids Introduction to the concept, centroid of line and area, centroid of basic geometrical figures, computing centroid for– T, L, I, Z and full/quadrant circular sections and their built up sections. Numerical problems **Moment of Inertia** Introduction to the concept, Radius of gyration, Parallel axis theorem, Perpendicular axis theorem, Moment of Inertia of basic planar figures, computing moment of Inertia for – T, L, I, Z and full/quadrant circular sections and their built up sections. Numerical problems	05 05
Module 5: Kinematics	**10**
Concepts and Applications Definitions – Displacement – Average velocity – Instantaneous velocity – Speed – Acceleration - Average acceleration – Variable acceleration – Acceleration due to gravity – Newton's Laws of Motion.	02
Rectilinear Motion–Numerical problems.	02
Curvilinear Motion – Super elevation – ProjectileMotion – Relative motion – Numerical problems.	03
Motion under gravity – Numerical problems.	03
COURSE OUTCOMES After a successful completion of the course, the student will be able to:	

1. Know basics of Civil Engineering, its scope of study, knowledge about Roads, Bridges and Dams;
2. Comprehend the action of Forces, Moments and other loads on systems of rigid bodies;
3. Compute the reactive forces and the effects that develop as a result of the external loads;
4. Locate the Centroid and compute the Moment of Inertia of regular cross-sections.
5. Express the relationship between the motion of bodies and
6. Equipped to pursue studies in allied courses in Mechanics.

Question Paper Pattern:

- 10 Questions are to be set such that 2 questions are selected from each module.
- 2 Questions are to be set under respective modules.
- Intra module questions are to be set such that the questions should cover the entire module and further, should be answerable for the set marks.
- Each question should be set for 16 marks (Preferably 8 marks each)
- Not more than 3 sub questions are to be set under any main question
- Students should answer 5 full questions selecting at least 1 from each module.

TEXT BOOKS

1. Elements of Civil Engineering and Engineering Mechanics by M.N. Shesha Prakash and Ganesh. B. Mogaveer, PHI Learning, 3rd Revised edition (2014)
2. Engineering Mechanics-Statics and Dynamics by A Nelson, Tata McGraw Hill Education Private Ltd, New Delhi, 2009.
3. Elements of Civil Engineering (IV Edition) by S.S. Bhavikatti, New Age International Publisher, New Delhi, 3rd edition 2009.

REFERENCES

1. Engineering Mechanics by S.Timoshenko,D.H.Young, and J.V.Rao, TATA McGraw-Hill Book Company, New Delhi
2. Beer FP and Johnson ER, **"Mechanics for Engineers- Dynamics and Statics"**- 3rd SI Metric edition, Tata McGraw Hill. - 2008
3. Shames IH, **"Engineering Mechanics – Statics & Dynamics"**- PHI – 2009

ELEMENTS OF MECHANICAL ENGINEERING

[As per Choice Based Credit System (CBCS) scheme]
(Effective from the academic year 2015 -2016)
SEMESTER - I/II

Subject Code	15EME14/15EME24	IA Marks	20
Number of Lecture Hours/Week	04	Exam Marks	80
Total Number of Lecture Hours	50	Exam Hours	03

CREDITS - 04

Course objectives:

Students belonging to all branches of Engineering are made to learn certain fundamental topics related to mechanical engineering so that they will have a minimum understanding of mechanical systems, equipment and process.

Module -1	**Teaching Hours**
Energy Resources : Non-renewable and renewable energy resources, **Petroleum based** solid, liquid and gaseous fuels, Calorific values of fuels, Combustion and combustion products of fuels, **Solar Power :** Solar Radiation, Solar constant (definition only), Solar Thermal energy harvesting, ex: liquid flat plate collectors, solar ponds (principle of operation only), Solar photovoltaic principle.**WindPower :**principle of operation of a typical windmill. **Hydro Power :**Principles of electric power generation from hydropowerplants, **Nuclear Power :** Principles of Nuclear power plants, **Bio Fuels :** introduction to bio fuels, examples of various biofuels used in engineering applications, Comparison of biofuels with petroleum fuels in terms of calorific value and emission. **Steam Formation and Properties :** Classification of boilers, Lancashire boiler, Babcock and Wilcox boiler, boiler mountings and accessories (No sketches for mountings and accessories), wet steam, saturated and superheated steam, specific volume, enthalpy andinternal energy. (No numerical problems in this module)	**10 Hours**

Module -2	
Turbines and IC Engines and Pumps Steam turbines : Classification, Principle of operation of Impulse and reaction turbines, Delaval's turbine, Parson's turbine. (No compounding of turbines). **Gas turbines :**Classification, Working principles and Operations of Open cycle and closed cycle gas turbines. **Water turbines :**Classification, Principles and operations of Pelton wheel, Francis turbine and Kaplan turbine **Internal Combustion Engines :**Classification, I.C. Engines parts, 2 Stroke and 4 stroke Petrol engines, 4 stroke diesel engines. P-V diagrams of Otto and Diesel cycles. Problems on indicated power, brake power, indicated thermal efficiency, brake thermal efficiency, mechanical efficiency, and specific fuel consumption, [numericals on IC Engines].	**10 Hours**
Module - 3	
Machine Tools and Automation Machine Tools Operations : Turning, facing, knurling, Thread cutting, Taper Turning by swivelling the compound rest, Drilling, Boring, Reaming, Tapping, Counter Sinking, Counter Boring, -Plane milling, End milling, Slot milling. (No sketches of Machine tools, sketches to be used only for explaining operations. Students to be shown the available machine tools in the Machine Shop of the college before explaining the operations) **Robotics and Automation :** **Robotics :**Introduction, classification based on robots configuration; Polar, cylindrical, Cartesian Coordinate and spherical. Application, Advantages, and disadvantages **Automation :**Definition, types –Fixed, Programmable & Flexible automation, NC/ CNC machines: Basic elements with simple block diagrams, advantages and disadvantages.	**10 Hours**

Module-4	
Engineering materials and joining processes : **Engineering Materials :**Types and applications of Ferrous & Nonferrous metals and alloys, **Composites :**Introduction: Definition, Classification and applications (Air craft and Automobiles) **Soldering, Brazing and Welding :** Definitions, classification and method of soldering, Brazing and welding. Differences between soldering, Brazing and Welding. Description of Electric Arc Welding and Oxy-Acetylene Welding.	**10 Hours**
Module-5	
Refrigeration, Air-Conditioning : **Refrigerants :**properties of refrigerants, list of commonly used refrigerants. Refrigeration –Definitions – Refrigerating effect, Ton of Refrigeration, Ice making capacity, COP, Relative COP, unit of Refrigeration. Principle and working of vapor compression refrigeration and vapour absorption refrigeration: Principles and applications of air conditioners, Room air conditioner.	**10 Hours**

Course outcomes:

Students shall demonstrate knowledge associated with,

1. Various Energy sources, Boilers, Prime movers such as turbines and IC engines, refrigeration and air-conditioning systems
2. Metal removal process using Lathe, drilling, Milling Robotics and Automation.
3. Fair understanding of application and usage of various engineering materials.

Question paper pattern:

- The question paper will have ten questions.
- Each full Question consisting of 16 marks
- There will be **2** full questions(with a **maximum** of **four** sub questions)

from each module.

- Each full question will have sub questions covering all the topics under a module.
- The students will have to answer **5** full questions, selecting one full question from each module.from each module.
- Each full question will have sub questions covering all the topics under a module.

Text Books:

1. V.K.Manglik, **"Elements of Mechanical Engineering"**, PHI Publications, 2013. (Module-1,2,4,5)
2. MikellP.Groover, **"Automation, Production Systems & CIM"**, 3rd Edition, PHI (Module -3)
3. K.R.Gopalkrishna, **"A text Book of Elements of Mechanical Engineering"**- Subhash Publishers, Bangalore. (Module -1,2,3,4,5)

Reference Books:

1. S.TrymbakaMurthy, **"A Text Book of Elements of Mechanical Engineering"**, 4th Edition 2006, Universities Press (India) Pvt Ltd, Hyderabad.
2. K.P.Roy, S.K.HajraChoudhury, Nirjhar Roy, **"Elements of Mechanical Engineering"**, Media Promoters & Publishers Pvt Ltd,Mumbai,7th Edition,2012
3. Pravin Kumar, **"Basic Mechanical Engineering"**, 2013 Edition, Pearson.

ENGINEERING CHEMISTRY

[As per Choice Based Credit System (CBCS) scheme]
(Effective from the academic year 2015 -2016)
SEMESTER - I/II

Subject Code	15CHE12/15CHE22	IA Marks	20
Number of Lecture Hours/Week	04	Exam Marks	80
Total Number of Lecture Hours	50	Exam Hours	03

CREDITS - 04

Course objectives:

To provide students with knowledge of engineering chemistry for building technical competence in industries, research and development in the following fields

- Electrochemistry & Battery Technology.
- Corrosion & Metal Finishing.
- Fuels & Solar energy.
- Polymers.
- Water Technology & Nano Materials.

Module -1	**Teaching Hours**
Electrochemistry and Battery Technology **Electrochemistry**: Introduction, Derivation of Nernst equation for electrode potential. Reference electrodes: Introduction, construction, working and applications of calomel and Ag / AgCl electrodes. Measurement of electrode potential using calomel electrode. Ion selective electrode: Introduction; Construction and working of glass electrode, determination of pH using glass electrode. Concentration cells: Electrolyte concentration cells, numerical problems. **Battery Technology:** Introduction, classification - primary, secondary and reserve batteries. Characteristics - cell potential, current, capacity, electricity storage density, energy efficiency, cycle	**10 hours**

life and shelf life. Construction, working and applications of Zinc-Air, Nickel- metal hydride batteries. Lithium batteries: Introduction, construction, working and applications of Li-MnO_2 and Li-ion batteries. **Fuel Cells**: Introduction, difference between conventional cell and fuel cell, limitations & advantages. Construction, working & applications of methanol-oxygen fuel cell with H_2SO_4 electrolyte.	
Module -2	

Corrosion and Metal Finishing: **Corrosion**: Introduction, electrochemical theory of corrosion, galvanic series. Factors affecting the rate of corrosion: ratio of anodic to cathodic areas, nature of metal, nature of corrosion product, nature of medium – pH, conductivity, and temperature. Types of corrosion- Differential metal, differential aeration (Pitting and water line) and stress. Corrosion control: Inorganic coatings-Anodizing of Al and phosphating; Metal coatings-Galvanization and Tinning. Cathodic protection (sacrificial anodic and impressed current methods). **Metal Finishing:** Introduction, Technological importance. Electroplating: Introduction, principles governing-Polarization, decomposition potential and overvoltage. Factors influencing the nature of electro deposit-current density, concentration of metal ion & electrolyte; pH, temperature & throwing power of plating bath; additives- brighteners, levellers, structure modifiers & wetting agents. Electroplating of Nickel (Watt's Bath) and Chromium(decorative and hard). Electro less plating: Introduction, distinction between electroplating and electro less plating, electro less plating of copper & manufacture of double sided Printed Circuit Board with copper.	**10hours**
Module - 3	

Fuels and Solar Energy: **Fuels**: Introduction, classification, calorific value- gross and net calorific values, determination of calorific value of fuel using bomb calorimeter, numerical problems. Cracking: Introduction, fluidized catalytic cracking, synthesis of petrol by Fishcher-Tropsch process, reformation of petrol, octane and cetane numbers. Gasoline and diesel knocking and their mechanism, anti knocking agents, power alcohol & biodiesel. **Solar Energy:** Introduction, utilization and conversion, photovoltaic cells- construction and working. Design of PV cells: modules, panels & arrays. Advantages & disadvantages of PV cells. Production of solar grade silicon: Union carbide process, purification of silicon (zone refining), doping of silicon-diffusion technique (n&p types).	**10 hours**
Module - 4	

Polymers: Introduction, types of polymerization: addition and condensation, mechanism of polymerization- free radical mechanism taking vinyl chloride as an example. Molecular weight of polymers: number average and weight average, numerical problems. Glass transition temperature (T_g): Factors influencing T_g-Flexibility, inter molecular forces, molecular mass, branching & cross linking and stereo regularity. Significance of T_g. Structure property relationship: crystallinity, tensile strength, elasticity & chemical resistivity. Synthesis, properties and applications of PMMA (plexi glass), Polyurethane and polycarbonate. Elastomers: Introduction, synthesis, properties and applications of Silicone rubber. Adhesives: Introduction, synthesis, properties and applications of epoxy resin. Polymer Composites: Introduction, synthesis, properties and applications of Kevlar. Conducting polymers: Introduction, mechanism of conduction in Poly aniline and applications of conducting poly aniline.	**10 hours**
Module-5	

Water Technology and Nanomaterials: **Water Technology:** Introduction**,** boiler troubles with disadvantages & prevention methods-scale and sludge formation, priming and foaming, boiler corrosion(due to dissolved O_2, CO_2 and $MgCl_2$). Determination of DO, BOD and COD, numerical problems on COD. Sewage treatment: Primary, secondary (activated sludge method) and tertiary methods. Softening of water by ion exchange process. Desalination of sea water by reverse osmosis & electro dialysis (ion selective).. **Nano Materials:** Introduction, properties (size dependent). Synthesis-bottom up approach (sol-gel, precipitation, gas condensation & chemical vapour condensation processes). Nano scale materials- carbon nano tubes, nano wires, fullerenes, dendrimers, nano rods, & nano composites.	**10 hours**

Course outcomes:

On completion of this course, students will have knowledge in:

- Electrochemical and concentration cells. Classical & modern batteries and fuel cells.
- Causes & effects of corrosion of metals and control of corrosion. Modification of surface properties of metals to develop resistance to corrosion, wear, tear, impact etc. by electroplating and electro less plating.
- Production & consumption of energy for industrialization of country and living standards of people. Utilization of solar energy for different useful forms of energy.
- Replacement of conventional materials by polymers for various applications.
- Boiler troubles; sewage treatment and desalination of sea water, and
- Over viewing of synthesis, properties and applications of nanomaterials.

Question paper pattern:

- The question paper will have ten questions.
- Each full Question consisting of 16 marks
- There will be **2** full questions(with a **maximum** of **four** sub questions) from each module.
- Each full question will have sub questions covering all the topics under a module.
- The students will have to answer **5** full questions, selecting one full question from each module.

Text Books:

1. B.S.Jai Prakash, R.Venugopal, Sivakumaraiah & Pushpa Iyengar., **"Chemistry for Engineering Students"**, Subhash Publications, Bangalore.

2. R.V.Gadag & A.Nityananda Shetty., **"Engineering Chemistry"**, I K International Publishing House Private Ltd. New Delhi.
3. P.C.Jain & Monica Jain.,**"Engineering Chemistry"**, Dhanpat Rai Publications, New Delhi.

Reference Books:

1. O.G.Palanna,**"Engineering Chemistry"**,Tata McGraw Hill Education Pvt. Ltd. New Delhi, Fourth Reprint.
2. G.A.Ozin & A.C. Arsenault, **"Nanochemistry A Chemical Approach to Nanomaterials"**, RSC publishing, 2005.
3. **"Wiley Engineering Chemistry"**, Wiley India Pvt. Ltd. New Delhi. Second Edition.
4. V.R.Gowariker, N.V.Viswanathan & J.Sreedhar., **"Polymer Science"**, Wiley-Eastern Ltd.
5. M.G.Fontana., **"Corrosion Engineering"**, Tata McGraw Hill Publishing Pvt. Ltd. New Delhi.

ENGINEERING CHEMISTRY LABORATORY

[As per Choice Based Credit System (CBCS) scheme]

(Effective from the academic year 2015 -2016)

SEMESTER - I/II

Laboratory Code	15CHEL17/15CHEL27	IA Marks	20
Number of Lecture Hours/Week	3 (1 hr Tutorial +2 hrs lab)	Exam Marks	80
Total Number of Lecture Hours	50	Exam Hours	03

CREDITS - 02

Course objectives:

- To provide students with practical knowledge of quantitative analysis of materials by classical and instrumental methods for developing experimental skills in building technical competence.

Instrumental Experiments

1. Estimation of FAS potentiometrically using standard $K_2Cr_2O_7$ solution.
2. Estimation of Copper colorimetrically.
3. Estimation of Acids in acid mixture conductometrically.
4. Determination of pKa of weak acid using pH meter.
5. Determination of Viscosity co-efficient of the given liquid using Ostwald's viscometer.
6. Estimation of Sodium and Potassium in the given sample of water using Flame Photometer.

Volumetric Experiments

1. Estimation of Total hardness of water by EDTA complexometric method.
2. Estimation of CaO in cement solution by rapid EDTA method.
3. Determination of percentage of Copper in brass using standard sodium thiosulphate solution.
4. Estimation of Iron in haematite ore solution using standard $K_2Cr_2O_7$ solution by External Indicator method.
5. Estimation of Alkalinity (OH^-, CO_3^{--} & HCO_3^-) of water using standard HCl solution.
6. Determination of COD of waste water.

Course outcomes:

On completion of this course, students will have the knowledge in,

- Handling different types of instruments for analysis of materials using small quantities of materials involved for quick and accurate results, and
- Carrying out different types of titrations for estimation of concerned in materials using comparatively more quantities of materials involved for good results

Conduction of Practical Examination:

1. All experiments are to be included for practical examination.
2. One instrumental and another volumetric experiments shall be set.
3. Different experiments shall be set under instrumental and a common experiment under volumetric.
4. **Change of experiment is allowed only once and 15% Marks allotted to the procedure part to be made zero.**

Reference Books:

1. G.H.Jeffery, J.Bassett, J.Mendham and R.C.Denney, **"Vogel's Text Book of Quantitative Chemical Analysis"**
2. O.P.Vermani & Narula, **"Theory and Practice in Applied Chemistry"**, New Age International Publisers.
3. Gary D. Christian, **"Analytical chemistry**", 6th Edition, Wiley India.

ENGINEERING MATHEMATICS-I

[As per Choice Based Credit System (CBCS) scheme]
(Effective from the academic year 2015 -2016)
SEMESTER - I/II

Subject Code	15MAT11	IA Marks	20
Number of Lecture Hours/Week	04	Exam Marks	80
Total Number of Lecture Hours	50	Exam Hours	03

CREDITS - 04

Course Objectives:

To enable the students to apply the knowledge of Mathematics in various engineering fields by making them to learn the following:

- n^{th} derivatives of product of two functions and polar curves.
- Partial derivatives
- Vector calculus
- Reduction formulae of integration; To solve First order differential equations.
- Solution of system of linear equations , quadratic forms.

Module - 1	**Hours – 10**
Differential Calculus -1: determination of nth order derivatives of Standard functions - Problems. Leibnitz's theorem (without proof) - problems. **Polar Curves** - angle between the radius vector and tangent, angle between two curves, Pedal equation of polar curves. Derivative of arc length - Cartesian, Parametric and Polar forms (without proof) - problems. Curvature and Radius of Curvature – Cartesian, Parametric, Polar and Pedal forms (without proof) -problems	
Module -2	

Differential Calculus -2 Taylor's and Maclaurin's theorems for function of one variable(statement only)- problems. Evaluation of Indeterminate forms. **Partial derivatives** – Definition and simple problems, Euler's theorem(without proof) – problems, total derivatives, partial differentiation of composite functions-problems. Definition and evaluation of Jacobians	**Hours - 10**
Module – 3	
Vector Calculus: Derivative of vector valued functions, Velocity, Acceleration and related problems, Scalar and Vector point functions. Definition of Gradient, Divergence and Curl-problems. Solenoidal and Irrotational vector fields. Vector identities - div(ϕA), curl (ϕA), curl(grad ϕ), div(curl A).	**Hours - 10**
Module-4	
Integral Calculus: Reduction formulae - $\int Sin^n x\,dx, \int Cos^n x\,dx, \int Sin^m x\,Cos^n x\,dx,$ (m and n are positive integers), evaluation of these integrals with standard limits (0 to π/2) and problems. **Differential Equations** ; **Solution of first order and first degree differential equations** – Exact, reducible to exact and Bernoulli's differential equations .Orthogonal trajectories in Cartesian and polar form. Simple problems on Newton's law of cooling.	**Hours - 10**
Module-5	

Linear Algebra	**Hours - 10**
Rank of a matrix by elementary transformations, solution of system of linear equations - Gauss-elimination method, Gauss –Jordan method and Gauss-Seidel method Eigen values and Eigen vectors, Rayleigh's power method to find the largest Eigen value and the corresponding Eigen vector. Linear transformation, diagonalisation of a square matrix . Reduction of Quadratic form to Canonical form	

Course outcomes:

On completion of this course, students are able to

- Use partial derivatives to calculate rates of change of multivariate functions.
- Analyze position, velocity, and acceleration in two or three dimensions using the calculus of vector valued functions.
- Recognize and solve first-order ordinary differential equations, Newton's law of cooling
- Use matrices techniques for solving systems of linear equations in the different areas of Linear Algebra.

Question paper pattern:

- The question paper will have ten questions.
- Each full Question consisting of 16 marks
- There will be **2** full questions(with a **maximum** of **four** sub questions) from each module.
- Each full question will have sub questions covering all the topics under a module.
- The students will have to answer **5** full questions, selecting one full question from each module.

Text Books:

1. B.S. Grewal, "**Higher Engineering Mathematics**", Khanna publishers, 42nd edition, 2013.

2. Erwin Kreyszig, "**Advanced Engineering Mathematics**I, Wiley, 2013

Reference Books:

1. B.V. Ramana, "**Higher Engineering M athematics**", Tata Mc Graw-Hill, 2006
2. N.P.Bali and Manish Goyal, "**A text book of Engineering mathematics"**, Laxmi publications, latest edition.
3. H.K. Dass and Er. RajnishVerma, "**Higher Engineerig Mathematics**", S.Chand publishing, 1st edition, 2011.

ENGINEERING MATHEMATICS-II

[As per Choice Based Credit System (CBCS) scheme]
(Effective from the academic year 2015 -2016)
SEMESTER - I/II

Subject Code	15MAT21	IA Marks	20
Number of Lecture Hours/Week	04	Exam Marks	80
Total Number of Lecture Hours	50	Exam Hours	03

CREDITS - 04

Course objectives:

To enable students to apply the knowledge of Mathematics in various engineering fields by making them to learn the following'

- Ordinary differential equations
- Partial differential equations
- Double and triple integration
- Laplace transform

Module – I	**Teaching Hours**
Linear differential equations with constant coefficients: Solutions of second and higher order differential equations - inverse differential operator method, method of undetermined coefficients and method of variation of parameters.	**10 Hours**
Module -2	
Differential equations-2: **Linear differential equations with variable coefficients:** Solution of Cauchy's and Legendre's linear differential equations. **Nonlinear differential equations** - Equations solvable for p, equations solvable for y, equations solvable for x, general and singular solutions, Clairauit's equations and equations reducible to Clairauit's form.	**10 Hours**

Module – 3	
Partial Differential equations: Formulation of Partial differential equations by elimination of arbitrary constants/functions, solution of non-homogeneous Partial differential equations by direct integration, solution of homogeneous Partial differential equations involving derivative with respect to one independent variable only. Derivation of one dimensional heat and wave equations and their solutions by variable separable method.	**10 Hours**
Module-4	
Integral Calculus: **Double and triple integrals:** Evaluation of double and triple integrals. Evaluation of double integrals by changing the order of integration and by changing into polar co-ordinates. Application of double and triple integrals to find area and volume. **. Beta and Gamma functions:** definitions, Relation between beta and gamma functions and simple problems.	**10 Hours**
Module-5	
Laplace Transform Definition and Laplace transforms of elementary functions. Laplace transforms of $e^{at}f(t)$, $t^n f(t)$ *and* $\frac{f(t)}{t}$ (without proof) , periodic functions and unit-step function- problems **Inverse Laplace Transform** Inverse Laplace Transform - problems, Convolution theorem to find the inverse Laplace transforms(without proof) and problems, solution of linear differential equations using Laplace Transforms.	**10 Hours**

Course outcomes:

On completion of this course, students are able to,

- solve differential equations of electrical circuits, forced oscillation of mass spring and elementary heat transfer.
- solve partial differential equations fluid mechanics, electromagnetic theory and heat transfer.
- Evaluate double and triple integrals to find area , volume, mass and moment of inertia of plane and solid region.
- Use curl and divergence of a vector valued functions in various applications of electricity, magnetism and fluid flows.
- Use Laplace transforms to determine general or complete solutions to linear ODE

Question paper pattern:

- The question paper will have ten questions.
- Each full Question consisting of 16 marks
- There will be **2** full questions(with a **maximum** of **four** sub questions) from each module.
- Each full question will have sub questions covering all the topics under a module.
- The students will have to answer **5** full questions, selecting one full question from each module.

Text Books:

- B. S. Grewal," Higher Engineering Mathematics", Khanna publishers, 42nd edition, 2013.
- Kreyszig, "Advanced Engineering Mathematics " - Wiley, 2013

Reference Books:

- B.V.Ramana "Higher Engineering M athematics" Tata Mc Graw-Hill, 2006
- N P Bali and Manish Goyal, "A text book of Engineering mathematics" , Laxmi publications, latest edition.

  H. K Dass and Er. Rajnish Verma ,"Higher Engineerig Mathematics", S. Chand publishing,1st edition, 2011.

ENGINEERING PHYSICS

[As per Choice Based Credit System (CBCS) scheme]
(Effective from the academic year 2015 -2016)
SEMESTER - I/II

Subject Code	15PHY12/15PHY22	IA Marks	20
Number of Lecture Hours/Week	04	Exam Marks	80
Total Number of Lecture Hours	50	Exam Hours	03

CREDITS - 04

COURSE OBJECTIVES:

The Objective of this course is to make students learn and understand basic concepts and principles of physics to analyze practical engineering problems and apply its solutions effectively and meaningfully. To understand building up of models, design issues, practical oriented skills and problem solving challenges are the great task of the course. To know about shock waves and practical applications is the prime motto to introduce new technology at the initial stage of Engineering.

Module -1	**Teaching Hours**
Modern Physics and Quantum Mechanics Black body radiation spectrum, Assumptions of quantum theory of radiation, Plank's law, Weins law and Rayleigh Jeans law, for shorter and longer wavelength limits. Wave Particle dualism, deBroglie hypothesis. Compton Effect. Matter waves and their Characteristic properties, Definition of Phase velocity and group velocity, Relation between phase velocity and group velocity, Relation between group velocity and particle velocity. Heisenberg's uncertainity principle and its application, (Non-existence of electron in the nucleus).Wave function, Properties and physical significance of wave function, Probability density and Normalization of wave function. Setting up of one dimensional time independent Schrodinger wave equation. Eigen values and Eigen functions. Application of Schrodinger wave equation for a particle in a potential well of infinite depth and for free particle.	**10 Hours**

Module -2

Electrical Properties of Materials — **10 Hours**

Free–electron concept (Drift velocity, Thermal velocity, Mean collision time, Mean free path, relaxation time). Failure of classical free electron theory. Quantum free electron theory, Assumptions, Fermi factor, density of states (qualitative only) Fermi–Dirac Statistics. Expression for electrical conductivity based on quantum free electron theory, Merits of quantum free electron theory.

Conductivity of Semi conducting materials, Concentration of electrons and holes in intrinsic semiconductors, law of mass action.

Temperature dependence of resistivity in metals and superconducting materials. Effect of magnetic field (Meissner effect). Type I and Type II superconductors–Temperature dependence of critical field. BCS theory (qualitative). High temperature superconductors. Applications of superconductors –. Maglev vehicles.

Module – 3

Lasers and Optical Fibers — **10 Hours**

Einstein's coefficients (expression for energy density). Requisites of a Laser system. Condition for laser action. Principle, Construction and working of CO_2 laser and semiconductor Laser. Applications of Laser – Laser welding, cutting and drilling. Measurement of atmospheric pollutants. Holography–Principle of Recording and reconstruction of images.

Propagation mechanism in optical fibers. Angle of acceptance. Numerical aperture. Types of optical fibers and modes of propagation. Attenuation, Block diagram discussion of point to point communication, applications.

Module-4

Crystal Structure Space lattice, Bravais lattice–Unit cell, primitive cell. Lattice parameters. Crystal systems. Direction and planes in a crystal. Miller indices. Expression for inter – planar spacing. Co-ordination number. Atomic packing factors (SC,FCC,BCC). Bragg's law, Determination of crystal structure using Bragg's X–ray difractometer. Polymarphism and Allotropy. Crystal Structure of Diamond, qualitative discussion of Pervoskites.	**10 Hours**
Module-5	
Shock waves and Science of Nano Materials Definition of Mach number, distinctions between- acoustic, ultrasonic, subsonic and supersonic waves. Description of a shock wave and its applications. Basics of conservation of mass, momentum and energy. Normal shock equations (Rankine-Hugonit equations). Method of creating shock waves in the laboratory using a shock tube, description of hand operated Reddy shock tube and its characteristics. Introduction to Nano Science, Density of states in 1D, 2D and 3D structures. Synthesis : Top–down and Bottom–up approach, Ball Milling and Sol–Gel methods. CNT – Properties, synthesis: Arc discharge, Pyrolysis methods, Applications. Scanning Electron microscope: Principle, working and applications.	**10 Hours**

Course outcomes:

On Completion of this course, students are able to –

- Learn and understand more about basic principles and to develop problem solving skills and implementation in technology.
- Gain Knowledge about Modern physics and quantum mechanics will update the basic concepts to implement the skills.
- Study of material properties and their applications is the prime role to understand and use in engineering applications and studies.
- Study Lasers and Optical fibers and its applications are to import knowledge and to develop skills and to use modern instruments in the engineering applications.
- Understand Crystal structure and applications are to boost the technical skills and its applications.
- Expose shock waves concept and its applications will bring latest technology to the students at the first year level to develop research orientation programs at higher semester level.
- Understand basic concepts of nano science and technology.

Question paper pattern:

- The question paper will have ten questions.
- Each full Question consisting of 16 marks
- There will be **2** full questions(with a **maximum** of **four** sub questions) from each module.
- Each full question will have sub questions covering all the topics under a module.
- The students will have to answer **5** full questions, selecting one full question from each module.

Text Books:

1. Wiley precise Text, **Engineering Physics,** Wiley India Private Ltd., New Delhi.
   Book series – 2014,
2. Dr. M.N. Avadhanulu, Dr. P.G.Kshirsagar, **Text Book of Engineering Physics,** S Chand Publishing, New Delhi - 2012

Reference Books:

1. S.O.Pillai, **Solid State Physics, New** Age International. Sixth Edition.
2. Chintoo S Kumar ,K Takayana and K P J Reddy, **Shock waves made simple,** Willey India Pvt. Ltd. New Delhi,2014
3. A Marikani, **Engineering Physics,** PHI Learning Private Limited, Delhi - 2013
4. Prof. S. P. Basavaraju, **Engineering Physics,** Subhas Stores, Bangalore – 2
5. V Rajendran ,**Engineering Physics,** Tata Mc.Graw Hill Company Ltd., New Delhi - 2012
6. S Mani Naidu, **Engineering Physics,** Pearson India Limited - 2014

ENGINEERING PHYSICS LAB

Laboratory Code	15PHYL17 / 15PHYL27	IA Marks	20
Labs / Instructions Hours/Week	3 (1 hr Tutorial +2 hrs lab)	Exam Marks	80
Total Number of Lecture Hours	48	Exam Hours	03
CREDITS - 02			

Course Objectives:

- The Objective of this course is to make the students gain practical knowledge to co-relate with the theoretical studies. To achieve perfectness in experimental skills and the study of practical applications will bring more confidence and ability to develop and fabricate engineering and technical equipments.
- Design of circuits using new technology and latest components and to develop practical applications of engineering materials and use of principle in the right way to implement the modern technology.

EXPERIMENTS:

1. Black box experiment; Identification of unknown passive electrical components and determine the value of Inductance and Capacitance
2. Series and parallel LCR Circuits (Determination of resonant frequency and quality factor)
3. I–V Characteristics of Zener Diode. (determination of knee voltage, zener voltage and forward resistance)
4. Characteristics of Transistor (Study of Input and Output characteristics and calculation of input resistance, output resistance and amplification factor)
5. Photo Diode Characteristics (Study of I–V characteristics in reverse bias and variation of photocurrent as a function of reverse voltage and intensity).
6. Dielectric constant (Measurement of dielectric constant).
7. Diffraction (Measurement of wavelength of laser source using diffraction grating).
8. Torsional pendulum (Determination of M.I. of wire and Rigidity modulus).
9. Determination of Fermi energy. (Measurement of Fermi energy in copper).
10. Uniform Bending Experiment (Determination of Youngs modulus of material bar).
11. Newtons Rings, (Determination of radius of curvature of plano convex lens).

12. Verification of Stefan's Law.

Course Outcomes:

On Completion of this course, students are able to –

- Develop skills to impart practical knowledge in real time solution.
- Understand principle, concept, working and application of new technology and comparison of results with theoretical calculations.
- Design new instruments with practical knowledge.
- Gain knowledge of new concept in the solution of practical oriented problems and to understand more deep knowledge about the solution to theoretical problems.
- Understand measurement technology, usage of new instruments and real time applications in engineering studies.

Note: 1) All the above twelve experiments are to be conducted

2) Two experiments are to be performed by the students in the examination

ENVIRONMENTAL STUDIES

[As per Choice Based Credit System (CBCS) scheme]

(Effective from the academic year 2015 -2016)

SEMESTER - I/II

Subject Code	15CIV18/15CIV28	IA Marks	10
Number of Lecture Hours/Week	02	Exam Marks	40
Total Number of Lecture Hours	25	Exam Hours	02

Course Objectives:

1. **To identify the major challenges in environmental issues and evaluate possible solutions.**
2. **Develop analytical skills, critical thinking and demonstrate socio-economic skills for sustainable development.**
3. **To analyze an overall impact of specific issues and develop environmental management plan.**

Module - 1

Introduction: Environment - Components of Environment Ecosystem: Types & Structure of Ecosystem, Balanced ecosystem Human Activities – Food, Shelter, And Economic & Social Security. **2 Hours**

Impacts of Agriculture & Housing Impacts of Industry, Mining & Transportation Environmental Impact Assessment, Sustainable Development. **3 Hours**

Module - 2

Natural Resources, Water resources – Availability & Quality aspects, Water borne diseases & water induced diseases, Fluoride problem in drinking water Mineral resources, Forest Wealth Material Cycles – Carbon Cycle, Nitrogen Cycle & Sulphur Cycle. **2 Hours**

Energy – Different types of energy, Conventional sources & Non Conventional sources of energy Solar energy, Hydro electric energy, Wind Energy, Nuclear energy, Biomass & Biogas Fossil Fuels, Hydrogen as an alternative energy. **3 Hours**

Module -3

Environmental Pollution – Water Pollution, Noise pollution, Land Pollution, Public Health Aspects. **2 Hours**

Global Environmental Issues: Population Growth, Urbanization, Land Management, Water & Waste Water Management. **3 Hours**

Module -4

Air Pollution & Automobile Pollution: Definition, Effects – Global Warming, Acid rain & Ozone layer depletion, controlling measures. **3 Hours**

Solid Waste Management, E - Waste Management & Biomedical Waste Management - Sources, Characteristics & Disposal methods. **2 Hours**

Module - 5

Introduction to GIS & Remote sensing, Applications of GIS & Remote Sensing in Environmental Engineering Practices. **2 Hours**

Environmental Acts & Regulations, Role of government, Legal aspects, Role of Non-governmental Organizations (NGOs) , Environmental Education & Women Education. **3 Hours**

Course Outcome:

Students will be able to,

1. Understand the principles of ecology and environmental issues that apply to air, land, and water issues on a global scale,
2. Develop critical thinking and/or observation skills, and apply them to the analysis of a problem or question related to the environment,
3. Demonstrate ecology knowledge of a complex relationship between biotic and abiotic components
4. Apply their ecological knowledge to illustrate and graph a problem and describe the realities that managers face when dealing with complex issues

Text Books:

1. Benny Joseph (2005), **"Environmental Studies"**, Tata McGraw – Hill Publishing Company Limited.
2. R.J.Ranjit Daniels and Jagadish Krishnaswamy, (2009), **"Environmental Studies",** Wiley India Private Ltd., New Delhi.
3. R Rajagopalan, **"Environmental Studies – From Crisis to Cure**", Oxford University Press, 2005,
4. Aloka Debi, **"Environmental Science and Engineering",** Universities Press (India) Pvt. Ltd. 2012.

Reference Books:

1. Raman Sivakumar, **"Principals of Environmental Science and Engineering",** Second Edition, Cengage learning Singapore, 2005
2. P. Meenakshi, **"Elements of Environmental Science and Engineering",** Prentice Hall of India Private Limited, New Delhi, 2006
3. S.M. Prakash, **"Environmental Studies",** Elite Publishers Mangalore, 2007
4. Erach Bharucha, **"Text Book of Environmental Studies"**, for UGC, University press, 2005
5. G.Tyler Miller Jr., **"Environmental Science – working with the Earth"**, Tenth Edition, Thomson Brooks /Cole, 2004
6. G.Tyler Miller Jr., **"Environmental Science – working with the Earth"**, Eleventh Edition, Thomson Brooks /Cole, 2006
7. Dr.Pratiba Sing, Dr.AnoopSingh and Dr.Piyush Malaviya, **"Text Book of Environmental and Ecology"**, Acme Learning Pvt. Ltd. New Delhi.

Functional English

Introduction	Importance of Languages	
Grammer	Parts of Speech, Usage of Preposition and Article, Punctuation	5 Hours
Tenses & Degrees of Comparison		3 Hours
Transformation of Sentences	Active-Passive, Affirmative-Negative, Exclamatory-Assertive, Interrogative-Assertive, Kinds of sentences	5 Hours
Direct-Indirect Speech		5 Hours
Vocabulary Usage	Homonyms, Correcting Spelling, One-word equivalents	7 Hours
Precis Writing		3 Hours
Essay/Report Writing		5 Hours
Letter Writing	Personal, Official, Applications	5 Hours
Idioms & Phrases	Meaning & Usage in sentences	5 Hours
Comprehension	Of an unseen passage	2 Hours
Elaboration	Expansion of ideas, proverbs	2 Hours
Presentation	Preparation of materials and presentation – step	3 Hours

Suggested Text Books:

1) SLN Sharma & K Shankaranarayana **"Basic Grammar"**, Navakarnataka Publications.
2) Jones **"New International Business English"**, published by Cambridge University Press.

Reference Books:

1) G. Sankaran, **"English Rank Scorer"**, Addone Publishing group, Thiruvanantapuram, Kerala
2) Wren & Martin **"English Grammar"**.
3) John Seely, **"Oxford Guide to Speaking and Writing**", 2000

Kannada Kali

Lesson 1 :	Introducing each other – 1. Personal Pronouns, Possessive forms, Interrogative words.
Lesson 2 :	Introducing each other – 2. Personal Pronouns, Possessive forms, Yes/No Type Interrogation
Lesson 3 :	About Ramanaya. Possessive forms of nons, dubitive question, Relative nouns
Lesson 4 :	Enquiring about a room for rent. Qualitative and quantitative adjectives.
Lesson 5 :	Enquiring about the college. Predicative forms, locative case.
Lesson 6 :	In a hotel Dative case defective verbs.
Lesson 7 :	Vegetable market. Numeral, plurals.
Lesson 8 :	Planning for a picnic. Imperative, Permissive, hortative.
Lesson 9 :	Conversation between Doctor and the patient. Verb- iru, negation – illa, non – past tense.
Lesson 10:	Doctors advise to Patient. Potential forms, no – past continuous.
Lesson 11:	Discussing about a film. Past tense, negation.
Lesson 12:	About Brindavan Garden. Past tense negation.

Lesson 13:	About routine activities of a student. Verbal Participle, reflexive form, negation.
Lesson 14:	Telephone conversation. Past and present perfect past continuous and their negation.
Lesson 15:	About Halebid, Belur. Relative participle, negation.
Lesson 16:	Discussing about examination and future plan. Simple conditional and negative
Lesson 17:	Karnataka (Lesson for reading)
Lesson 18:	Kannada Bhaashe (Lesson for reading)
Lesson 19:	Mana taruva Sangati alla (Lesson for reading)
Lesson 20:	bEku bEDagaLu (lesson for reading)

1. ಶ್ರಾವಣ (ಕವನ) ದ.ರಾ.ಬೇಂದ್ರೆ
2. ಡಾ. ವಿಶ್ವೇಶ್ವರಯ್ಯ ವ್ಯಕ್ತಿ ಮತ್ತು ಐತಿಹ್ಯ (ವ್ಯಕ್ತಿಚಿತ್ರ) ಎ.ಎನ್. ಮೂರ್ತಿರಾವ್
3. ದೋಣಿ ಹರಿಗೋಲುಗಳಲ್ಲಿ (ಪ್ರವಾಸ ಕಥನ) ಶಿವರಾಮ ಕಾರಂತ
4. ಅಣ್ಣಪ್ಪನ ರೇಷ್ಮೆ ಕಾಯಿಲೆ (ಪ್ರಬಂಧ) ಕುವೆಂಪು
5. ನಮ್ಮ ಎಮ್ಮೆಗೆ ಮಾತು ತಿಳಿಯುವುದೇ (ವಿನೋದ) ಗೋರೂರು ರಾಮಸ್ವಾಮಿ ಅಯ್ಯಂಗಾರ್
6. ಅನೆಹಳ್ಳದಲ್ಲಿ ಹುಡುಗಿಯರು(ವಿಜ್ಞಾನ ಲೇಖನ) ಬಿ.ಜಿ.ಎಲ್ ಸ್ವಾಮಿ
7. ಬೆಡ್ ನಂ. ಏಳು (ಕತೆ) ತ್ರಿವೇಣಿ
8. ರೊಟ್ಟಿ ಮತ್ತು ಕೋವಿ (ಕವನ) ಸು.ರಂ.ಎಕ್ಕುಂಡಿ
9. ಗುಬ್ಬಚ್ಚಿ ಗೂಡು (ಅಂಕಂ ಬರಹ) ಲಂಕೇಶ್
10. ಚೀಂಕ್ರ ಮೇಸ್ತ್ರಿ ಮತ್ತು ಹಾವುಮೀನು (ಪರಿಸರ ಲೇಖನ) ಕೆ.ಪೂರ್ಣಚಂದ್ರ ತೇಜಸ್ವಿ
11. ಗಾಂಧಿ (ಕತೆ) ಬೆಸಗರಹಳ್ಳಿ ರಾಮಣ್ಣ
12. ಬೆಳ್ಳಿಯ ಹಾಡು (ಕವನ) ಸಿದ್ಧಲಿಂಗಯ್ಯ
13. ಎಲ್ಲ ಹುಡುಗಿಯರ ಕನಸು (ಕವನ) ಸವಿತಾ ನಾಗಭೂಷಣ
14. ನೀರು (ಕತೆ) ಬಸವರಾಜ ಕುಕ್ಕರಹಳ್ಳಿ
15. ಕರ್ನಾಟಕ ಸಂಸ್ಕೃತಿ ಸ್ವರೂಪ (ಪರಿಚಯ ಲೇಖನ) ರಹಮತ ತರೀಕೆರೆ
16. ತಂತ್ರಜ್ಞಾನ ಕಲಿಕೆಯಲ್ಲಿ ಭಾಷೆ (ತಂತ್ರಜ್ಞಾನ ಬರಹ) ಎಸ್.ಸುಂದರ್
17. ಕೊಣವೇಗೌಡ (ಕಾವ್ಯ) ಜಾನಪದ

PROGRAMMING IN C AND DATA STRUCTURES
[As per Choice Based Credit System (CBCS) scheme]
(Effective from the academic year 2015 -2016)
SEMESTER - I/II

Subject Code	15PCD13/23	IA Marks	20
Number of Lecture Hours/Week	04	Exam Marks	80
Total Number of Lecture Hours	50	Exam Hours	03

CREDITS - 04

Course objectives:

The objectives of this course is to make students to learn basic principles of Problem solving, implementing through C programming language and to design & develop programming skills. To gain knowledge of data structures and their applications.

Module -1 : INTRODUCTION TO C LANGUAGE	**Teaching Hours**
Pseudo code solution to problem, Basic concepts in a C program, Declaration, Assignment & Print statements, Data Types, operators and expressions etc, Programming examples and exercise. **Text 1:** Chapter 2, **and** **Text 2:** 1.1, 1.2, 1.3	**10Hours**
Module -2: BRANCHING AND LOOPING	
Two way selection (if, if-else, nested if-else, cascaded if-else), switch statement, ternary operator? Go to, Loops (For, while-do, do-while) in C, break and continue, Programming examples and exercises. **Text 1:** Chapter 3**.** **&** **Text 2:** 4.4.	**10 Hours**
Module – 3: FUNCTIONS, ARRAYS AND STRINGS	
ARRAYS AND STRINGS: Using an array, Using arrays with Functions, Multi-Dimensional arrays. String: Declaring, Initializing, Printing and reading strings, string manipulation functions, String input and output functions, array of strings, Programming examples and Exercises. **Text 1:** 5.7, & **Text 2**: 7.3, 7.4, chapter 9 **FUNCTIONS**: Functions in C, Argument Passing – call by value, call by reference, Functions and program structure, location of functions, void and parameter less Functions, Recursion, Programming examples and exercises. **Text 1:** 1.7, 1.8, Chapter 4. **Text 2:** 5.1 to 5.4.	**10 Hours**

Module-4: STRUCTURES AND FILE MANAGEMENT	
Basic of structures, structures and Functions, Array of structures, structure Data types, type definition, Defining, opening and closing of files, Input and output operations, Programming examples and exercises. **Text 1:** 6.1 to 6.3. **Text 2**: 10.1 to 10.4, Chapter 11.	**10 Hours**
Module-5: POINTERS AND PREPROCESSORS & Data Structures	
Pointers and address, pointers and functions (call by reference) arguments, pointers and arrays, address arithmetic, character pointer and functions, pointers to pointer ,Initialization of pointer arrays, Dynamic memory allocations methods, Introduction to Preprocessors, compiler control Directives, Programming examples and exercises. **Text 1:** 5.1 to 5.6, 5.8. **Text 2: 12.2,** 12.3**, 13.1 to 13.7**. **Introduction to Data Structures**: Primitive and non primitive data types, Abstract data types, Definition and applications of Stacks, Queues, Linked Lists and Trees. **Text 2 : 14.1, 14.2, 14.11, 14.12, 14.13, 14.15, 14.16, 14.17, 15.1**.	**10 Hours**

Course outcomes: On completion of this course, students are able to

- Achieve Knowledge of design and development of C problem solving skills.
- Understand the basic principles of Programming in C language
- Design and develop modular programming skills.
- Effective utilization of memory using pointer technology
- Understands the basic concepts of pointers and data structures.

Question paper pattern:

- The question paper will have ten questions.
- Each full Question consisting of 16 marks
- There will be **2** full questions(with a **maximum** of **four** sub questions) from each module.
- Each full question will have sub questions covering all the topics under a module.
- The students will have to answer **5** full questions, selecting one full question from each module.

Text Books:

1. Brian W. Kernighan and Dennis M. Ritchie: The C Programming Language, 2nd Edition, PHI, 2012.
2. Jacqueline Jones & Keith Harrow: Problem Solving with C, 1st Edition, Pearson 2011.

Reference Books:

1. Vikas Gupta: Computer Concepts and C Programming, Dreamtech Press 2013.
2. R S Bichkar, Programming with C, University Press, 2012.
3. V Rajaraman: Computer Programming in C, PHI, 2013.

VISVESVARAYA TECHNOLOGICAL UNIVERSITY, BELGAUM
CHOICE BASED CREDIT SYSTEM (CBCS)
SCHEME OF TEACHING AND EXAMINATION 2015-2016

I SEMESTER B.E./B.TECH.

PHYSICS GROUP

Sl. No.	Subject Code	Subject		Teaching Department	Board	Theory /Lab/ Drawing (Hrs/ Week)	Examination Marks			Credits
							Th./Pr.	I.A.	Total	
1	15MAT11	Engineering Maths-I	BS	Maths	Basic Sc.	4 (T)	80	20	100	4
2	15PHY12	Engineering Physics	BS	Physics	Basic Sc.	4 (T)	80	20	100	4
3	15CIV13	Elements of Civil Engg. & Mechanics	ES	Civil Engg.	Civil Engg.	4 (T)	80	20	100	4
4	15EME14	Elements of Mechanical Engg.	ES	Mech. Engg.	Mech. Engg.	4 (T)	80	20	100	4
5	15ELE15	Basic Electrical Engg.	ES	E & E	E & E	4 (T)	80	20	100	4
6	15WSL16	Workshop Practice	ES	Mech., Auto, IP, IEM, Mfg. Engg.	Mech. Engg.	3(2 hrs lab+ 1 hr instruction)	80	20	100	2
7	15PHYL17	Engg. Physics Lab	BS	Physics	Basic Sc.	3(2 hrs lab+ 1 hr instruction)	80	20	100	2
8	15CPH18	Constitution of India, Professional Ethics and Human Rights (CPH)	MNC	Humanities		2 (Tutorial)	40	10	50	--
9		Language (Kan.)	Mandatory Learning	Humanities		1 (T)	-	-	-	--
						29	600	150	750	24

Note: The Subjects Kannada and English are Audit Courses

VISVESVARAYA TECHNOLOGICAL UNIVERSITY, BELGAUM
CHOICE BASED CREDIT SYSTEM (CBCS)
SCHEME OF TEACHING AND EXAMINATION 2015-2016

IISEMESTER B.E./B.TECH.

PHYSICS GROUP

Sl. No.	Subject Code	Subject		Teaching Department	Board	Theory /Lab/ Drawing (Hrs/ Week)	Examination Marks			Credits
							Th./Pr.	I.A.	Total	
1	15MAT21	Engineering Maths-II	BS	Maths	Basic Sc.	4 (T)	80	20	100	4
2	15PHY22	Engineering Physics	BS	Physics	Basic Sc.	4 (T)	80	20	100	4
3	15CIV23	Elements of Civil Engg. & Mechanics	ES	Civil Engg.	Civil Engg.	4 (T)	80	20	100	4
4	15EME24	Elements of Mechanical Engg.	ES	Mech. Engg.	Mech. Engg.	4 (T)	80	20	100	4
5	15ELE25	Basic Electrical Engg.	ES	E & E	E & E	4 (T)	80	20	100	4
6	15WSL26	Workshop Practice	ES	Mech., Auto, IP, IEM, Mfg. Engg.	Mech. Engg.	3(2 hrs lab+ 1 hr instruction)	80	20	100	2
7	15PHYL27	Engg. Physics Lab	BS	Physics	Basic Sc.	3(2 hrs lab+ 1 hr instruction)	80	20	100	2
8	15CPH28	Constitution of India, Professional Ethics and Human Rights	MNC	Humanities		2 (Tutorial)	40	10	50	--
9		Language (Kan.)	Mandatory Learning	Humanities		1 (T)	-	-	-	--
						29	600	150	750	24

Note: The Subjects Kannada and English are Audit Courses

WORKSHOP PRACTICE

[As per Choice Based Credit System (CBCS) scheme]

(Effective from the academic year 2015 -2016)

SEMESTER - I/II

Subject Code	**15WSL16/15WSL26**	IA Marks	20
Labs / Tutorial Hours/Week	3 (1 hr Tut +2 hrs lab)	Exam Marks	80
Total Number of Lecture Hours	42	Exam Hours	03

CREDITS - 02

Course objectives:

- To impart knowledge and skill to use tools, machines, equipment, and measuring instruments.
- Educate students of Safe handling of machines and tools.

Module -1	**Teaching Hours**
1. Demonstration on use of Hand Tools: V-block, Marking Gauge, Files, Hack Saw, Drills, Taps.Minimum 3 models involving Dove tail joint,Triangular joint and Semicircular joint. 2. Welding: Study of electric arc welding tools &equipments, Models: Butt Joint, Lap Joint, T joint & L-joint. 3. Sheet Metal & Soldering Work: Development & Soldering of the models: Tray, Frustum of cone, Prism(Hexagon & Pentagon),Truncated Square Pyramid, Funnel.	**3 Hours**

Course outcomes:

At the end of the course, the student will be able to:

1. Demonstrate and produce different types of fitting models.
2. Gain knowledge of development of sheet metal models with an understanding of their applications.
3. Perform soldering and welding of different sheet metal & welded joints.
4. Understand the Basics of Workshop practices.

Ref Books:

1. Elements of Workshop Technology:Vol I:Manufacturing Processes, S K Hajra.

Choudhury, A K. Hajra Choudhury,15th Edition Reprinted 2013,Media Promoters &Publishers Pvt Ltd., Mumbai.

Note: ***No mini drafters and drawing boards required. Drawings (Developments) can be doneon sketch sheets using scale , pencil and Geometrical Instruments***

VISVESVARAYA TECHNOLOGICAL UNIVERSITY, BELAGAVI
CHOICE BASED CREDIT SYSTEM (CBCS)
SCHEME OF TEACHING AND EXAMINATION 2015-2016
B.E. Computer Science & Engineering/ B.E. Information Science & Engineering

IV SEMESTER

Sl. No	Subject Code	Title	Teaching Hours /Week		Examination				Credits
			Theory	Practical/ Drawing	Duration	Theory/ Practical Marks	I.A. Marks	Total Marks	
1	**15MAT41**	**Engineering Mathematics - IV**	04	--	03	80	20	100	4
2	**15CS 42**	**Software Engineering**	04	--	03	80	20	100	4
3	**15CS43**	**Design and Analysis of Algorithms**	04	--	03	80	20	100	4
4	**15CS 44**	**Microprocessors and Microcontrollers**	04	--	03	80	20	100	4
5	**15CS45**	**Object Oriented Concepts**	04	--	03	80	20	100	4
6	**15CS46**	**Data Communication**	04	--	03	80	20	100	4
7	**15CSL47**	**Design and Analysis of Algorithm Laboratory**	--	1I+2P	03	80	20	100	2
8	**15CSL48**	**Microprocessors Laboratory**	--	1I+2P	03	80	20	100	2
TOTAL			**24**	**06**	**24**	**640**	**160**	**800**	**28**

Note: 'I' Stands for Instruction Hours and 'P' for practical Hours

TENTATIVE

VISVESVARAYA TECHNOLOGICAL UNIVERSITY, BELAGAVI
CHOICE BASED CREDIT SYSTEM (CBCS)
SCHEME OF TEACHING AND EXAMINATION 2015-2016

TENTATIVE

VISVESVARAYA TECHNOLOGICAL UNIVERSITY, BELAGAVI
CHOICE BASED CREDIT SYSTEM (CBCS)
SCHEME OF TEACHING AND EXAMINATION 2015-2016
B.E. Computer Science & Engineering/ B.E. Information Science & Engineering

IV SEMESTER

Sl. No	Subject Code	Title	Teaching Hours /Week		Examination				Credits
			Theory	Practical/ Drawing	Duration	Theory/ Practical Marks	I.A. Marks	Total Marks	
1	**15MAT41**	**Engineering Mathematics - IV**	04	--	03	80	20	100	4
2	**15CS 42**	**Software Engineering**	04	--	03	80	20	100	4
3	**15CS43**	**Design and Analysis of Algorithms**	04	--	03	80	20	100	4
4	**15CS 44**	**Microprocessors and Microcontrollers**	04	--	03	80	20	100	4
5	**15CS45**	**Object Oriented Concepts**	04	--	03	80	20	100	4
6	**15CS46**	**Data Communication**	04	--	03	80	20	100	4
7	**15CSL47**	**Design and Analysis of Algorithm Laboratory**	--	1I+2P	03	80	20	100	2
8	**15CSL48**	**Microprocessors Laboratory**	--	1I+2P	03	80	20	100	2
TOTAL			**24**	**06**	**24**	**640**	**160**	**800**	**28**

Note: 'I' Stands for Instruction Hours and 'P' for practical Hours

TENTATIVE

VISVESVARAYA TECHNOLOGICAL UNIVERSITY, BELAGAVI
CHOICE BASED CREDIT SYSTEM (CBCS)
SCHEME OF TEACHING AND EXAMINATION 2015-2016

TENTATIVE

VISVESVARAYA TECHNOLOGICAL UNIVERSITY, BELAGAVI
CHOICE BASED CREDIT SYSTEM (CBCS)
SCHEME OF TEACHING AND EXAMINATION 2015-2016

B.E. Computer Science & Engineering/ B.E. Information Science & Engineering

III SEMESTER

Sl. No	Subject Code	Title	Teaching Hours /Week		Examination				Credits
			Theory	Practical/ Drawing	Duration	Theory/ Practical Marks	I.A. Marks	Total Marks	
1	15MAT31	Engineering Mathematics - III	04	--	03	80	20	100	4
2	15CS32	Analog and Digital Electronics	04	--	03	80	20	100	4
3	15CS33	Data Structures and Applications	04	--	03	80	20	100	4
4	15CS34	Computer Organization	04	--	03	80	20	100	4
5	15CS35	Unix and Shell Programming	04	--	03	80	20	100	4
6	15CS36	Discrete Mathematical Structures	04	--	03	80	20	100	4
7	15CSL37	Analog and Digital Electronics Laboratory	--	1I+2P	03	80	20	100	2
8	15CSL38	Data Structures Laboratory	--	1I+2P	03	80	20	100	2
TOTAL			**24**	**6**	**24**	**640**	**160**	**800**	**28**

Note: 'I' Stands for Instruction Hours and 'P' for practical Hours

TENTATIVE

VISVESVARAYA TECHNOLOGICAL UNIVERSITY, BELAGAVI
CHOICE BASED CREDIT SYSTEM (CBCS)
SCHEME OF TEACHING AND EXAMINATION 2015-2016

B.E. Computer Science & Engineering/ B.E. Information Science & Engineering

IV SEMESTER

Sl. No	Subject Code	Title	Teaching Hours /Week		Examination				Credits
			Theory	Practical/ Drawing	Duration	Theory/ Practical Marks	I.A. Marks	Total Marks	
1	**15MAT41**	**Engineering Mathematics - IV**	04	--	03	80	20	100	4
2	**15CS 42**	**Software Engineering**	04	--	03	80	20	100	4
3	**15CS43**	**Design and Analysis of Algorithms**	04	--	03	80	20	100	4
4	**15CS 44**	**Microprocessors and Microcontrollers**	04	--	03	80	20	100	4
5	**15CS45**	**Object Oriented Concepts**	04	--	03	80	20	100	4
6	**15CS46**	**Data Communication**	04	--	03	80	20	100	4
7	**15CSL47**	**Design and Analysis of Algorithm Laboratory**	--	1I+2P	03	80	20	100	2
8	**15CSL48**	**Microprocessors Laboratory**	--	1I+2P	03	80	20	100	2
TOTAL			**24**	**06**	**24**	**640**	**160**	**800**	**28**

Note: 'I' Stands for Instruction Hours and 'P' for practical Hours

TENTATIVE

VISVESVARAYA TECHNOLOGICAL UNIVERSITY, BELAGAVI
CHOICE BASED CREDIT SYSTEM (CBCS)
SCHEME OF TEACHING AND EXAMINATION 2015-2016

B.E. Computer Science & Engineering

V SEMESTER

Sl. No	Subject Code	Title	Teaching Hours /Week		Examination				Credits
			Theory	Practical/ Drawing	Duration	Theory/ Practical Marks	I.A. Marks	Total Marks	
1	**15CS51**	Management and Entrepreneurship for IT Industry	04	--	03	80	20	100	4
2	**15CS52**	Computer Networks	04	--	03	80	20	100	4
3	**15CS53**	Database Management System	04	--	03	80	20	100	4
4	**15CS54**	Automata theory and Computability	04	--	03	80	20	100	4
5	**15CS55x**	Professional Elective 1	03	--	03	80	20	100	3
6	**15CS56x**	Open Elective 1	03	--	03	80	20	100	3
7	**15CSL57**	Computer Network Laboratory	--	1I+2P	03	80	20	100	2
8	**15CSL58**	DBMS Laboratory with mini project	--	1I+2P	03	80	20	100	2
TOTAL			**22**	**6**	**24**	**640**	**160**	**800**	**26**

Professional Elective 1	
15CS551	Object Oriented Modeling and Design
15CS552	Introduction to Software Testing
15CS553	Advanced JAVA and J2EE
15CS554	Advanced Algorithms

1. **Professional Elective: Electives relevant to chosen specialization / branch**
2. **Open Elective: Electives from other technical and/or emerging subject areas (Announced separately)**

TENTATIVE

VISVESVARAYA TECHNOLOGICAL UNIVERSITY, BELAGAVI
CHOICE BASED CREDIT SYSTEM (CBCS)
SCHEME OF TEACHING AND EXAMINATION 2015-2016

B.E. Computer Science & Engineering

VI SEMESTER

Sl. No	Subject Code	Title	Teaching Hours /Week		Examination				Credits
			Theory	Practical/ Drawing	Duration	Theory/ Practical Marks	I.A. Marks	Total Marks	
1	**15CS61**	Cryptography, Network Security and Cyber Law	04	--	03	80	20	100	4
2	**15CS62**	Computer Graphics and Visualization	04	--	03	80	20	100	4
3	**15CS63**	System Software and Compiler Design	04	--	03	80	20	100	4
4	**15CS64**	Operating Systems	04	--	03	80	20	100	4
5	**15CS65x**	Professional Elective 2	03	--	03	80	20	100	3
6	**15CS66x**	Open Elective 2	03	--	03	80	20	100	3
7	**15CSL67**	System Software and Operating System Laboratory	--	1I+2P	03	80	20	100	2
8	**15CSL68**	Computer Graphics Laboratory with mini project	--	1I+2P	03	80	20	100	2
TOTAL			**22**	**6**	**24**	**640**	**160**	**800**	**26**

Professional Elective 2	
15CS651	Data Mining and Data Warehousing
15CS652	Software Architecture and Design Patterns
15CS653	Operations research
15CS654	Distributed Computing system

1. **Professional Elective: Electives relevant to choosen specialization / branch**
2. **Open Elective: Electives from other technical and/or emerging subject areas (Announced separately)**

TENTATIVE

VISVESVARAYA TECHNOLOGICAL UNIVERSITY, BELAGAVI
CHOICE BASED CREDIT SYSTEM (CBCS)
SCHEME OF TEACHING AND EXAMINATION 2015-2016

B.E. Computer Science & Engineering

VII SEMESTER

Sl. No	Subject Code	Title	Teaching Hours /Week		Examination				Credits
			Theory	Practical/ Drawing	Duration	I.A. Marks	Theory/ Practical Marks	Total Marks	
1	15CS71	Web Technology and its applications	04	--	03	20	80	100	4
2	15CS72	Advanced Computer Architectures	04	--	03	20	80	100	4
3	15CS73	Machine Learning	04	--	03	20	80	100	4
4	15CS74x	Professional Elective 3	03	--	03	20	80	100	3
5	15CS75x	Professional Elective 4	03	--	03	20	80	100	3
6	15CSL76	Machine Learning Laboratory	--	1I+2P	03	20	80	100	2
7	15CSL77	Web Technology Laboratory with mini project	--	1I+2P	03	20	80	100	2
8	15CSP78	Project Phase 1 + Seminar	--	--	--	100	--	100	2
TOTAL			18	6	21	240	560	800	24

Professional Elective 3		Professional Elective 4	
15CS741	Natural Language Processing	15CS751	Soft and Evolutionary Computing
15CS742	Cloud Computing and its Applications	15CS752	Computer Vision and Robotics
15CS743	Information and Network Security	15CS753	Digital Image Processing
15CS744	Unix System Programming	15CS754	Storage Area Networks

1. Professional Elective: Electives relevant to choosen specialization / branch
2. Project Phase 1 + Seminar : Literature Survey, Problem Identification, Objectives and Methodology, Submission of Synopsis and Seminar

TENTATIVE

VISVESVARAYA TECHNOLOGICAL UNIVERSITY, BELAGAVI
CHOICE BASED CREDIT SYSTEM (CBCS)
SCHEME OF TEACHING AND EXAMINATION 2015-2016

B.E. Computer Science & Engineering

VIII SEMESTER

Sl. No	Subject Code	Title	Teaching Hours /Week		Examination				Credits
			Theory	Practical/ Drawing	Duration	I.A. Marks	Theory/ Practical Marks	Total Marks	
1	15CS81	Internet of Things and Applications	4	--	3	20	80	100	4
2	15CS82	Big Data Analytics	4	--	3	20	80	100	4
3	15CS83x	Professional Elective 5	3	--	3	20	80	100	3
4	15CS84	Internship / Professional Practice	Industry Oriented		3	50	50	100	2
5	15CSP85	Project work phase II	--	6	3	100	100	200	5
6	15CSS86	Seminar	--	4	--	100	--	100	2
TOTAL			11	10	15	310	390	700	20

Professional Elective 5	
15CS831	High Performance Computing
15CS832	User Interface Design
15CS833	Network management
15CS834	System Modeling and Simulation

1. Professional Elective: Electives relevant to chosen specialization / branch
2. Internship / Professional Practice: To be carried out between 6th and 7th semester vacation or 7th and 8th semester vacation period

TENTATIVE

ENGINEERING MATHEMATICS-III

[As per Choice Based Credit System (CBCS) scheme]
(Effective from the academic year 2015 -2016)
SEMESTER – III

Subject Code	**15MAT31**	**IA Marks**	**20**
Number of Lecture Hours/Week	**04**	**Exam Marks**	**80**
Total Number of Lecture Hours	**50**	**Exam Hours**	**03**

CREDITS – 04

Course objectives: This course will enable students to

- Comprehend and use of analytical and numerical methods in different engineering fields
- Apprehend and apply Fourier Series
- Realize and use of Fourier transforms and Z-Transforms
- Use of statistical methods in curve fitting applications
- Use of numerical methods to solve algebraic and transcendental equations, vector integration and calculus of variation

Module -1	**Teaching Hours**
Fourier Series: Periodic functions, Dirichlet's condition, Fourier Series of Periodic functions with period 2π and with arbitrary period 2c, Fourier series of even and odd functions, Half range Fourier Series, practical Harmonic analysis. Complex Fourier series	**10Hours**
Module -2	
Fourier Transforms: Infinite Fourier transforms, Fourier Sine and Cosine transforms, Inverse transform. Z-transform: Difference equations, basic definition, z-transform - definition, Standard z-transforms, Damping rule, Shifting rule, Initial value and final value theorems (without proof) and problems, Inverse z-transform. Applications of z-transforms to solve difference equations.	**10 Hours**
Module – 3	
Statistical Methods: Correlation and rank Correlation coefficients, Regression and Regression coefficients, lines of regression - problems **Curve fitting:** Curve fitting by the method of least squares, Fitting of the curves of the form, $y = ax + b, y = ax^2 + bx + c, y = ae^{bx}, y = ax^b$. **Numerical Methods:** Numerical solution of algebraic and transcendental equations by: Regular-falsi method, Secant method, Newton - Raphson method and Graphical method.	**10 Hours**
Module-4	
Finite differences: Forward and backward differences, Newton's forward and backward interpolation formulae. Divided differences-Newton's divided difference formula. Lagrange's interpolation formula and inverse interpolation formula. Central Difference-Stirling's and Bessel's formulae (all formulae without proof)-Problems. **Numerical integration**: Simpson's 1/3, 3/8 rule, Weddle's rule (without proof) -Problems	**10 Hours**

Module-5	
Vector integration: Line integrals-definition and problems, surface and volume integrals-definition, Green's theorem in a plane, Stokes and Gauss-divergence theorem (without proof) and problems. **Calculus of Variations:** Variation of function and Functional, variational problems, Euler's equation, Geodesics, minimal surface of revolution, hanging chain, problems	**10 Hours**

Course outcomes:

After Studying this course, students will be able to

- Use of periodic signals and Fourier series to analyze circuits
- Explain the general linear system theory for continuous-time signals and systems using the Fourier Transform
- Analyze discrete-time systems using convolution and the z-transform
- Use appropriate numerical methods to solve algebraic and transcendental equations and also to calculate a definite integral
- Use curl and divergence of a vector function in three dimensions, as well as apply the Green's Theorem, Divergence Theorem and Stokes' theorem in various applications
- Solve the simple problem of the calculus of variations

Graduate Attributes (as per NBA)

1. Engineering Knowledge
2. Problem Analysis
3. Life-Long Learning
4. Conduct Investigations of Complex Problems

Question paper pattern:

The question paper will have ten questions.
There will be 2 questions from each module.
Each question will have questions covering all the topics under a module.
The students will have to answer 5 full questions, selecting one full question from each module.

Text Books:

1. B. S. Grewal," Higher Engineering Mathematics", Khanna publishers, 42nd edition, 2013.
2. B.V. Ramana "Higher Engineering Mathematics" Tata McGraw-Hill, 2006.

Reference Books:

1. N. P. Bali and Manish Goyal, "A text book of Engineering mathematics" , Laxmi publications, latest edition.
2. Kreyszig, "Advanced Engineering Mathematics " - 9th edition, Wiley.
3. H. K Dass and Er. Rajnish Verma ,"Higher Engineering Mathematics", S. Chand, 1st ed.

ANALOG AND DIGITAL ELECTRONICS

[As per Choice Based Credit System (CBCS) scheme]
(Effective from the academic year 2015 -2016)
SEMESTER - III

Subject Code	**15CS32**	**IA Marks**	**20**
Number of Lecture Hours/Week	**04**	**Exam Marks**	**80**
Total Number of Lecture Hours	**50**	**Exam Hours**	**03**

CREDITS – 04

Course objectives: This course will enable the students to

- Recall and Recognize construction and characteristics of JFETs and MOSFETs and differentiate with BJT
- Evolve and Analyze Operational Amplifier circuits and their applications
- Describe, Illustrate and Analyze Combinational Logic circuits, Simplification of Algebraic Equations using Karnaugh Maps and Quine McClusky Techniques.
- Describe and Design Decoders, Encoders, Digital multiplexers, Adders and Subtractors, Binary comparators, Latches and Master-Slave Flip-Flops.
- Describe, Design and Analyze Synchronous and Asynchronous Sequential
- Explain and design registers and Counters, A/D and D/A converters.

Module -1	**Teaching Hours**
Field Effect Transistors: Junction Field Effect Transistors, MOSFETs, Differences between JFETs and MOSFETs, Biasing MOSFETs, FET Applications, CMOS Devices. Wave-Shaping Circuits: Integrated Circuit(IC) Multivibrators. **Introduction to Operational Amplifier**: Ideal v/s practical Opamp, Performance Parameters, **Operational Amplifier Application Circuits**:Peak Detector Circuit, Comparator, Active Filters, Non-Linear Amplifier, Relaxation Oscillator, Current-To-Voltage Converter, Voltage-To-Current Converter. **Text book 1:- Ch5: 5.2, 5.3, 5.5, 5.8, 5.9, 5.1.Ch13: 13.10.Ch 16: 16.3, 16.4. Ch 17: 7.12, 17.14, 17.15, 17.18, 17.19, 17.20, 17.21.)**	**10 Hours**
Module -2	
The Basic Gates: Review of Basic Logic gates, Positive and Negative Logic, Introduction to HDL. **Combinational Logic Circuits:** Sum-of-Products Method, Truth Table to Karnaugh Map, Pairs Quads, and Octets, Karnaugh Simplifications, Don't-care Conditions, Product-of-sums Method, Product-of-sums simplifications, Simplification by Quine-McClusky Method, Hazards and Hazard covers, HDL Implementation Models. **Text book 2:- Ch2: 2.4, 2.5. Ch3: 3.2 to 3.11.**	**10 Hours**
Module – 3	

Data-Processing Circuits: Multiplexers, Demultiplexers, 1-of-16 Decoder, BCD to Decimal Decoders, Seven Segment Decoders, Encoders, Exclusive-OR Gates, Parity Generators and Checkers, Magnitude Comparator, Programmable Array Logic, Programmable Logic Arrays, HDL Implementation of Data Processing Circuits. Arithmetic Building Blocks, Arithmetic Logic Unit **Flip- Flops:** RS Flip-Flops, Gated Flip-Flops, Edge-triggered RS FLIP-FLOP, Edge-triggered D FLIP-FLOPs, Edge-triggered JK FLIP-FLOPs. **Text book 2:- Ch 4:- 4.1 to 4.9, 4.11, 4.12, 4.14.Ch6:-6.7, 6.10.Ch8:- 8.1 to 8.5.**	**10 Hours**
Module-4	
Flip- Flops: FLIP-FLOP Timing, JK Master-slave FLIP-FLOP, Switch Contact Bounce Circuits, Various Representation of FLIP-FLOPs, HDL Implementation of FLIP-FLOP. **Registers:** Types of Registers, Serial In - Serial Out, Serial In - Parallel out, Parallel In - Serial Out, Parallel In - Parallel Out, Universal Shift Register, Applications of Shift Registers, Register implementation in HDL. **Counters:** Asynchronous Counters, Decoding Gates, Synchronous Counters, Changing the Counter Modulus. (**Text book 2:- Ch 8: 8.6, 8.8, 8.9, 8.10, 8.13. Ch 9: 9.1 to 9.8. Ch 10: 10.1 to 10.4)**	**10 Hours**
Module-5	
Counters: Decade Counters, Presettable Counters, Counter Design as a Synthesis problem, A Digital Clock, Counter Design using HDL. **D/A Conversion and A/D Conversion:** Variable, Resistor Networks, Binary Ladders, D/A Converters, D/A Accuracy and Resolution, A/D Converter-Simultaneous Conversion, A/D Converter-Counter Method, Continuous A/D Conversion, A/D Techniques, Dual-slope A/D Conversion, A/D Accuracy and Resolution. **Text book 2:- Ch 10: 10.5 to 10.9. Ch 12: 12.1 to 12.10**	**10 Hours**

Course outcomes: After Studying this course, students will be able to

- Explain the operation of JFETs and MOSFETs , Operational Amplifier circuits and their application
- Explain Combinational Logic, Simplification Techniques using Karnaugh Maps, Quine McClusky technique.
- Demonstrate Operation of Decoders, Encoders, Multiplexers, Adders and Subtractors, working of Latches, Flip-Flops, Designing Registers, Counters, A/D and D/A Converters
- Design of Counters, Registers and A/D & D/A converters

Graduate Attributes (as per NBA)

1. Engineering Knowledge
2. Design/Development of Solutions(partly)
3. Modern Tool Usage
4. Problem Analysis

Question paper pattern:

The question paper will have ten questions.
There will be 2 questions from each module.
Each question will have questions covering all the topics under a module.
The students will have to answer 5 full questions, selecting one full question from each module.

Text Books:

1. Anil K Maini, Varsha Agarwal: Electronic Devices and Circuits, Wiley, 2012.
2. Donald P Leach, Albert Paul Malvino & Goutam Saha: Digital Principles and Applications, 8th Edition, Tata McGraw Hill, 2015

Reference Books:

1. Stephen Brown, Zvonko Vranesic: Fundamentals of Digital Logic Design with VHDL, 2nd Edition, Tata McGraw Hill, 2005.
2. R D Sudhaker Samuel: Illustrative Approach to Logic Design, Sanguine-Pearson, 2010.
3. M Morris Mano: Digital Logic and Computer Design, 10th Edition, Pearson, 2008.

DATA STRUCTURES AND APPLICATIONS

[As per Choice Based Credit System (CBCS) scheme]
(Effective from the academic year 2015 -2016)
SEMESTER - III

Subject Code	**15CS33**	**IA Marks**	**20**
Number of Lecture Hours/Week	**04**	**Exam Marks**	**80**
Total Number of Lecture Hours	**50**	**Exam Hours**	**03**

CREDITS - 04

Course objectives: This course will enable the students to

- Explain fundamentals of data structures and their applications essential for programming/problem solving
- Illustrate linear representation of data structures: Stack, Queues, Lists
- Illustrate linear representation of data structures: Trees, Graphs
- Demonstrate sorting and searching algorithms
- Find suitable data structure during application development/Problem Solving

Module -1	**Teaching Hours**
Introduction: Data Structures, Classifications (Primitive & Non Primitive), Data structure Operations, Review of Arrays, Structures, Self-Referential Structures, and Unions. Pointers and Dynamic Memory Allocation Functions. Representation of Linear Arrays in Memory, Dynamically allocated arrays, **Array Operations**: Traversing, inserting, deleting, searching, and sorting. Multidimensional Arrays, Polynomials and Sparse Matrices. **Strings:** Basic Terminology, Storing, Operations and Pattern Matching algorithms. Programming Examples. **Text 1: Ch 1: 1.2, Ch2: 2.2 -2.7** **Text 2: Ch 1: 1.1 -1.4, Ch 3: 3.1-3.3,3.5,3.7, Ch 4: 4.1-4.9,4.14** **Ref 3: Ch 1: 1.4**	**10 Hours**
Module -2	
Stacks and Queues ***Stacks:*** Definition, Stack Operations, Array Representation of Stacks, Stacks using Dynamic Arrays, Stack Applications: Polish notation, Infix to postfix conversion, evaluation of postfix expression, **Recursion** - Factorial, GCD, Fibonacci Sequence, Tower of Hanoi, Ackerman's function. ***Queues:*** Definition, Array Representation, Queue Operations, Circular Queues, Circular queues using Dynamic arrays, Dequeues, Priority Queues, A Mazing Problem. Multiple Stacks and Queues. Programming Examples. **Text 1: Ch3: 3.1 -3.7** **Text 2: Ch6: 6.1 -6.3, 6.5, 6.7-6.10, 6.12, 6.13**	**10 Hours**
Module – 3	

Linked Lists: Definition, Representation of linked lists in Memory, Memory allocation; Garbage Collection. Linked list operations: Traversing, Searching, Insertion, and Deletion. Doubly Linked lists, Circular linked lists, and header linked lists. Linked Stacks and Queues. Applications of Linked lists – Polynomials, Sparse matrix representation. Programming Examples **Text 1: Ch4: 4.1 -4.8 except 4.6** **Text 2: Ch5: 5.1 – 5.10**	**10 Hours**
Module-4	
Trees: Terminology, Binary Trees, Properties of Binary trees, Array and linked Representation of Binary Trees, Binary Tree Traversals - Inorder, postorder, preorder; Additional Binary tree operations. Threaded binary trees, Binary Search Trees – Definition, Insertion, Deletion, Traversal, Searching, Application of Trees-Evaluation of Expression, Programming Examples **Text 1: Ch5: 5.1 –5.5, 5.7** **Text 2: Ch7: 7.1 – 7.9**	**10 Hours**
Module-5	
Graphs: Definitions, Terminologies, Matrix and Adjacency List Representation Of Graphs, Elementary Graph operations, Traversal methods: Breadth First Search and Depth First Search. ***Sorting and Searching***: Insertion Sort, Radix sort, Address Calculation Sort. ***Hashing*****:** Hash Table organizations, Hashing Functions, Static and Dynamic Hashing. ***Files and Their Organization:*** Data Hierarchy, File Attributes, Text Files and Binary Files, Basic File Operations, File Organizations and Indexing **Text 1: Ch6: 6.1 –6.2, Ch 7:7.2, Ch 8:8.1-8.3** **Text 2: Ch8: 8.1 – 8.7, Ch 9:9.1-9.3,9.7,9.9** **Reference 2: Ch 16: 16.1 - 16.7**	**10 Hours**
Course outcomes: After studying this course, students will be able to:	
• Use different types of data structures, operations and algorithms • Apply searching and sorting operations on files • Use stack, Queue, Lists, Trees and Graphs in problem solving • Implement all data structures in a high-level language for problem solving.	
Graduate Attributes (as per NBA) 1. Engineering Knowledge 2. Design/Development of Solutions 3. Conduct Investigations of Complex Problems 4. Problem Analysis for suitability of data structures.	
Question paper pattern: The question paper will have ten questions. There will be 2 questions from each module. Each question will have questions covering all the topics under a module. The students will have to answer 5 full questions, selecting one full question from each module.	

Text Books:

1. Fundamentals of Data Structures in C - Ellis Horowitz and Sartaj Sahni, 2nd edition, Universities Press,2014
2. Data Structures - Seymour Lipschutz, Schaum's Outlines, Revised 1st edition, McGraw Hill, 2014

Reference Books:

1. Data Structures: A Pseudo-code approach with C –Gilberg & Forouzan, 2nd edition, Cengage Learning,2014
2. Data Structures using C, , Reema Thareja, 3rd edition Oxford press, 2012
3. An Introduction to Data Structures with Applications- Jean-Paul Tremblay & Paul G. Sorenson, 2nd Edition, McGraw Hill, 2013
4. Data Structures using C - A M Tenenbaum, PHI, 1989
5. Data Structures and Program Design in C - Robert Kruse, 2nd edition, PHI, 1996

COMPUTER ORGANIZATION

[As per Choice Based Credit System (CBCS) scheme]
(Effective from the academic year 2015 -2016)
SEMESTER - III

Subject Code	**15CS34**	**IA Marks**	**20**
Number of Lecture Hours/Week	**04**	**Exam Marks**	**80**
Total Number of Lecture Hours	**50**	**Exam Hours**	**03**

CREDITS – 04

Course objectives:

This course will enable the students to

- Explain the basic sub systems of a computer, their organization, structure and operation.
- Illustrate the concept of programs as sequences of machine instructions.
- Demonstrate different ways of communicating with I/O devices and standard I/O interfaces.
- Describe memory hierarchy and concept of virtual memory.
- Describe arithmetic and logical operations with integer and floating-point operands.
- Illustrate organization of a simple processor, pipelined processor and other computing systems.

Module -1	**Teaching Hours**
Basic Structure of Computers: Basic Operational Concepts, Bus Structures, Performance – Processor Clock, Basic Performance Equation, Clock Rate, Performance Measurement. Machine Instructions and Programs: Memory Location and Addresses, Memory Operations, Instructions and Instruction Sequencing, Addressing Modes, Assembly Language, Basic Input and Output Operations, Stacks and Queues, Subroutines, Additional Instructions, Encoding of Machine Instructions	**10Hours**
Module -2	
Input/Output Organization: Accessing I/O Devices, Interrupts – Interrupt Hardware, Enabling and Disabling Interrupts, Handling Multiple Devices, Controlling Device Requests, Exceptions, Direct Memory Access, Buses Interface Circuits, Standard I/O Interfaces – PCI Bus, SCSI Bus, USB.	**10 Hours**
Module – 3	
Memory System: Basic Concepts, Semiconductor RAM Memories, Read Only Memories, Speed, Size, and Cost, Cache Memories – Mapping Functions, Replacement Algorithms, Performance Considerations, Virtual Memories, Secondary Storage.	**10 Hours**
Module-4	
Arithmetic: Numbers, Arithmetic Operations and Characters, Addition and Subtraction of Signed Numbers, Design of Fast Adders, Multiplication of Positive Numbers, Signed Operand Multiplication, Fast Multiplication, Integer Division, Floating-point Numbers and Operations.	**10 Hours**
Module-5	

Basic Processing Unit: Some Fundamental Concepts, Execution of a Complete Instruction, Multiple Bus Organization, Hard-wired Control, Micro programmed Control. Pipelining, Embedded Systems and Large Computer Systems: Basic Concepts of pipelining, Examples of Embedded Systems, Processor chips for embedded applications, Simple Microcontroller, The structure of General-Purpose Multiprocessors.	**10 Hours**

Course outcomes: After studying this course, students will be able to:

- Explain the basic organization of a computer system.
- Demonstrate functioning of different sub systems, such as processor, Input/output,and memory.
- Illustrate hardwired control and micro programmed control. pipelining, embedded and other computing systems.
- Design and analyse simple arithmetic and logical units.

Graduate Attributes (as per NBA)

1. Engineering Knowledge
2. Problem Analysis
3. Life-Long Learning

Question paper pattern:

The question paper will have ten questions.
There will be 2 questions from each module.
Each question will have questions covering all the topics under a module.
The students will have to answer 5 full questions, selecting one full question from each module.

Text Books:

1. Carl Hamacher, Zvonko Vranesic, Safwat Zaky: Computer Organization, 5th Edition, Tata McGraw Hill, 2002. (Listed topics only from Chapters 1, 2, 4, 5, 6, 7, 8, 9 and12)

Reference Books:

1. William Stallings: Computer Organization & Architecture, 9th Edition, Pearson, 2015.

UNIX AND SHELL PROGRAMMING

[As per Choice Based Credit System (CBCS) scheme]
(Effective from the academic year 2015 -2016)
SEMESTER – III

Subject Code	**15CS35**	**IA Marks**	**20**
Number of Lecture Hours/Week	**04**	**Exam Marks**	**80**
Total Number of Lecture Hours	**50**	**Exam Hours**	**03**

CREDITS – 04

Course objectives: This course will enable the students to

- Illustrate the UNIX system architecture and use of basic Commands.
- Use of editors and networking commands.
- Demonstrate writing shell scripts.
- Categorize, compare and make use of UNIX system calls.

Module -1	**Teaching Hours**
Introduction, Brief history. Unix Components/Architecture. Features of Unix. The UNIX Environment and UNIX Structure, Posix and Single Unix specification. The login prompt. General features of Unix commands/ command structure. Command arguments and options. Understanding of some basic commands such as echo, printf, ls, who, date, passwd, cal, Combining commands. Meaning of Internal and external commands. The type command: knowing the type of a command and locating it. The man command knowing more about Unix commands and using Unix online manual pages. The man with keyword option and whatis. The more command and using it with other commands. Knowing the user terminal, displaying its characteristics and setting characteristics. Managing the non-uniform behaviour of terminals and keyboards. The root login. Becoming the super user: su command. The /etc/passwd and /etc/shadow files. Commands to add, modify and delete users. **Topics from chapter 2 , 3 and 15 of text book 1,chapter 1 from text book 2** .	**10Hours**
Module -2	
Unix files. Naming files. Basic file types/categories. Organization of files. Hidden files. Standard directories. Parent child relationship. The home directory and the HOME variable. Reaching required files- the PATH variable, manipulating the PATH, Relative and absolute pathnames. Directory commands – pwd, cd, mkdir, rmdir commands. The dot (.) and double dots (..) notations to represent present and parent directories and their usage in relative path names. File related commands – cat, mv, rm, cp, wc and od commands. File attributes and permissions and knowing them. The ls command with options. Changing file permissions: the relative and absolute permissions changing methods. Recursively changing file permissions. Directory permissions. **Topics from chapters 4, 5 and 6 of text book 1**	**10Hours**

Module – 3	
The vi editor. Basics. The .exrc file. Different ways of invoking and quitting vi. Different modes of vi. Input mode commands. Command mode commands. The ex mode commands. Illustrative examples Navigation commands. Repeat command. Pattern searching. The search and replace command. The set, map and abbr commands. Simple examples using these commands. The shells interpretive cycle. Wild cards and file name generation. Removing the special meanings of wild cards. Three standard files and redirection. Connecting commands: Pipe. Splitting the output: tee. Command substitution. Basic and Extended regular expressions. The grep, egrep. Typical examples involving different regular expressions. **Topics from chapters 7, 8 and 13 of text book 1. Topics from chapter 2 and 9 ,10 of text book 2**	**10Hours**
Module-4	
Shell programming. Ordinary and environment variables. The .profile. Read and readonly commands. Command line arguments. exit and exit status of a command. Logical operators for conditional execution. The test command and its shortcut. The if, while, for and case control statements. The set and shift commands and handling positional parameters. The here (<<) document and trap command. Simple shell program examples. File inodes and the inode structure. File links – hard and soft links. Filters. Head and tail commands. Cut and paste commands. The sort command and its usage with different options. The umask and default file permissions. Two special files /dev/null and /dev/tty. **Topics from chapter 11, 12, 14 of text book 1,chapter 17 from text book2**	**10Hours**
Module-5	
Meaning of a process. Mechanism of process creation. Parent and child process. The ps command with its options. Executing a command at a specified point of time: at command. Executing a command periodically: cron command and the crontab file.. Signals. The nice and nohup commands. Background processes. The bg and fg command. The kill command. The find command with illustrative example. Structure of a perl script. Running a perl script. Variables and operators. String handling functions. Default variables - $_ and $. – representing the current line and current line number. The range operator. Chop() and chomp() functions. Lists and arrays. The @- variable. The splice operator, push(), pop(), split() and join(). File handles and handling file – using open(), close() and die () functions.. Associative arrays – keys and value functions. Overview of decision making loop control structures – the foreach. Regular expressions – simple and multiple search patterns. The match and substitute operators. Defining and using subroutines. **Topics from chapter 9 and 19 of text book 1. Topics from chapter 11 of reference book 1**	**10Hours**
Course outcomes:	

After studying this course, students will be able to:

- Explain UNIX system and use different commands.
- Write Shell scripts for certain functions on different subsystems.
- Demonstrate use of editors and Perl script writing

Graduate Attributes (as per NBA)

1. Engineering Knowledge
2. Environment and Sustainability
3. Design/Development of Solutions

Question paper pattern:

The question paper will have ten questions.
There will be 2 questions from each module.
Each question will have questions covering all the topics under a module.
The students will have to answer 5 full questions, selecting one full question from each module.

Text Books:

1. Sumitabha Das., Unix Concepts and Applications., 4th Edition., Tata McGraw Hill
2. Behrouz A. Forouzan, Richard F. Gilberg : UNIX and Shell Programming- Cengage Learning – India Edition. 2009.

Reference Books:

1. M.G. Venkatesh Murthy: UNIX & Shell Programming**,** Pearson Education.
2. Richard Blum , Christine Bresnahan : Linux Command Line and Shell Scripting Bible, 2nd Edition , Wiley,2014.

DISCRETE MATHEMATICAL STRUCTURES

[As per Choice Based Credit System (CBCS) scheme]
(Effective from the academic year 2015 -2016)
SEMESTER – III

Subject Code	**15CS36**	**IA Marks**	**20**
Number of Lecture Hours/Week	**04**	**Exam Marks**	**80**
Total Number of Lecture Hours	**50**	**Exam Hours**	**03**

CREDITS – 04

Course objectives: This course will enable the students to

- Provide theoretical foundations of computer science to perceive other courses in the programme.
- Illustrate applications of discrete structures: logic, relations, functions, set theory and counting.
- Describe different mathematical proof techniques,
- Illustrate the use of graph theory in computer science.

Module -1	**Teaching Hours**
Fundamentals of Logic: Basic Connectives and Truth Tables, Logic Equivalence – The Laws of Logic, Logical Implication – Rules of Inference. Fundamentals of Logic contd.: The Use of Quantifiers, Quantifiers, Definitions and the Proofs of Theorems,	**10Hours**
Module -2	
Properties of the Integers: Mathematical Induction, The Well Ordering Principle – Mathematical Induction, Recursive Definitions. Principles of Counting. **Fundamental Principles of Counting:** The Rules of Sum and Product, Permutations, Combinations – The Binomial Theorem, Combinations with Repetition,.	**10 Hours**
Module – 3	
Relations and Functions: Cartesian Products and Relations, Functions – Plain and One-to-One, Onto Functions. The Pigeon-hole Principle, Function Composition and Inverse Functions. Properties of Relations, Computer Recognition – Zero-One Matrices and Directed Graphs, Partial Orders – Hasse Diagrams, Equivalence Relations and Partitions.	**10 Hours**
Module-4	
The Principle of Inclusion and Exclusion: The Principle of Inclusion and Exclusion, Generalizations of the Principle, Derangements – Nothing is in its Right Place, Rook Polynomials. **Recurrence Relations:** First Order Linear Recurrence Relation, The Second Order Linear Homogeneous Recurrence Relation with Constant Coefficients,	**10 Hours**
Module-5	
Introduction to Graph Theory: Definitions and Examples, Sub graphs, Complements, and Graph Isomorphism, Vertex Degree, Euler Trails and Circuits , **Trees**: Definitions, Properties, and Examples, Routed Trees, Trees and Sorting, Weighted Trees and Prefix Codes	**10 Hours**

Course outcomes: After studying this course, students will be able to:

- Use propositional and predicate logic in knowledge representation and truth verification.
- Demonstrate the application of discrete structures in different fields of computer science.
- Solve problems using recurrence relations and generating functions.
- Application of different mathematical proofs techniques in proving theorems in the courses.
- Compare graphs, trees and their applications.

Graduate Attributes (as per NBA)

1. Engineering Knowledge
2. Problem Analysis
3. Conduct Investigations of Complex Problems
4. Design/Development of Solutions.

Question paper pattern:

The question paper will have ten questions.
There will be 2 questions from each module.
Each question will have questions covering all the topics under a module.
The students will have to answer 5 full questions, selecting one full question from each module.

Text Books:

1. Ralph P. Grimaldi: Discrete and Combinatorial Mathematics, , 5th Edition, Pearson Education. 2004. (Chapter 3.1, 3.2, 3.3, 3.4, Appendix 3, Chapter 2, Chapter 4.1, 4.2, Chapter 5.1 to 5.6, Chapter 7.1 to 7.4, Chapter 16.1, 16.2, 16.3, 16.5 to 16.9, and Chapter 14.1, 14.2, 14.3).

Reference Books:

1. Basavaraj S Anami and Venakanna S Madalli: Discrete Mathematics – A Concept based approach, Universities Press, 2016
2. Kenneth H. Rosen: Discrete Mathematics and its Applications, 6th Edition, McGraw Hill, 2007.
3. Jayant Ganguly: A Treatise on Discrete Mathematical Structures, Sanguine-Pearson, 2010.
4. D.S. Malik and M.K. Sen: Discrete Mathematical Structures: Theory and Applications, Thomson, 2004.
5. Thomas Koshy: Discrete Mathematics with Applications, Elsevier, 2005, Reprint 2008.

ANALOG AND DIGITAL ELECTRONICS LABORATORY
[As per Choice Based Credit System (CBCS) scheme]
(Effective from the academic year 2015 -2016)
SEMESTER - III

Laboratory Code	**15CSL37**	**IA Marks**	**20**
Number of Lecture Hours/Week	**01I + 02P**	**Exam Marks**	**80**
Total Number of Lecture Hours	**40**	**Exam Hours**	**03**

CREDITS – 02

Course objectives: This laboratory course enable students to get practical experience in design, assembly and evaluation/testing of

- Analog components and circuits including Operational Amplifier, Timer, etc.
- Combinational logic circuits.
- Flip - Flops and their operations
- Counters and registers using flip-flops.
- Synchronous and Asynchronous sequential circuits.
- A/D and D/A converters

Descriptions (if any)

Any simulation package like MultiSim / P-spice /Equivalent software may be used.
Faculty-in-charge should demonstrate and explain the required hardware components and their functional Block diagrams, timing diagrams etc. Students have to prepare a write-up on the same and include it in the Lab record and to be evaluated.

Laboratory Session-1: Write-upon analog components; functional block diagram, Pin diagram (if any), waveforms and description. The same information is also taught in theory class; this helps the students to understand better.

Laboratory Session-2: Write-upon Logic design components, pin diagram (if any), Timing diagrams, etc. The same information is also taught in theory class; this helps the students to understand better.

Note: These **TWO Laboratory sessions** are used to fill the gap between theory classes and practical sessions. Both sessions are to be evaluated for 20 marks as lab experiments.

Laboratory Experiments:

1. a) Design and construct a Schmitt trigger using Op-Amp for given UTP and LTP values and demonstrate its working.
   b) Design and implement a Schmitt trigger using Op-Amp using a simulation package for two sets of UTP and LTP values and demonstrate its working.
2. a) Design and construct a rectangular waveform generator (Op-Amp relaxation oscillator) for given frequency and demonstrate its working.
   b) Design and implement a rectangular waveform generator (Op-Amp relaxation oscillator) using a simulation package and demonstrate the change in frequency when all resistor values are doubled.
3. Design and implement an Astable multivibrator circuit using 555 timer for a given frequency and duty cycle.

NOTE: hardware and software results need to be compared

Continued:

4. Design and implement Half adder, Full Adder, Half Subtractor, Full Subtractor using basic gates.
5. a) Given a 4-variable logic expression, simplify it using Entered Variable Map and realize the simplified logic expression using 8:1 multiplexer IC.
   b) Design and develop the Verilog /VHDL code for an 8:1 multiplexer. Simulate and verify its working.
6. a) Design and implement code converter I)Binary to Gray (II) Gray to Binary Code using basic gates.
7. Design and verify the Truth Table of 3-bit Parity Generator and 4-bit Parity Checker using basic Logic Gates with an even parity bit.
8. a) Realize a J-K Master / Slave Flip-Flop using NAND gates and verify its truth table.
   b) Design and develop the Verilog / VHDL code for D Flip-Flop with positive-edge triggering. Simulate and verify it's working.
9. a) Design and implement a mod-n (n<8) synchronous up counter using J-K Flip-Flop ICs and demonstrate its working.
   b) Design and develop the Verilog / VHDL code for mod-8 up counter. Simulate and verify it's working.
10. Design and implement an asynchronous counter using decade counter IC to count up from 0 to n (n<=9) and demonstrate on 7-segment display (using IC-7447).
11. Generate a Ramp output waveform using DAC0800 (Inputs are given to DAC through IC74393 dual 4-bit binary counter).

Study experiment

12. To study 4-bitALU using IC-74181.

Course outcomes:

On the completion of this laboratory course, the students will be able to:

- Use various Electronic Devices like Cathode ray Oscilloscope, Signal generators, Digital Trainer Kit, Multimeters and components like Resistors, Capacitors, Op amp and Integrated Circuit.
- Design and demonstrate various combinational logic circuits.
- Design and demonstrate various types of counters and Registers using Flip-flops
- Use simulation package to design circuits.
- Understand the working and implementation of ALU.

Graduate Attributes (as per NBA)

1. Engineering Knowledge
2. Problem Analysis
3. Design/Development of Solutions
4. Modern Tool Usage

Conduction of Practical Examination:

1. All laboratory experiments (1 to 11 nos) are to be included for practical examination.
2. Students are allowed to pick one experiment from the lot.
3. Strictly follow the instructions as printed on the cover page of answer script.
4. Marks distribution:
   a) For questions having part a only- Procedure + Conduction + Viva:**20 + 50 +10 =80 Marks**
   b) For questions having part a and b
   Part a- Procedure + Conduction + Viva:1**0 + 35 +05= 50 Marks**
   Part b- Procedure + Conduction + Viva:1**0 + 15 +05= 30 Marks**
5. **Change of experiment is allowed only once and marks allotted to the procedure part to be made zero.**

DATA STRUCTURES LABORATORY

[As per Choice Based Credit System (CBCS) scheme]
(Effective from the academic year 2015 -2016)
SEMESTER - III

Laboratory Code	**15CSL38**	**IA Marks**	**20**
Number of Lecture Hours/Week	**01I + 02P**	**Exam Marks**	**80**
Total Number of Lecture Hours	**40**	**Exam Hours**	**03**

CREDITS - 02

Course objectives:
This laboratory course enable students to get practical experience in design, develop, implement, analyze and evaluation/testing of

- Asymptotic performance of algorithms.
- Linear data structures and their applications such as stacks, queues and lists
- Non-Linear data structures and their applications such as trees and graphs
- Sorting and searching algorithms

Descriptions (if any)

Implement all the experiments in C Language under Linux / Windows environment.

Laboratory Experiments:

1. Design, Develop and Implement a menu driven Program in C for the following **Array** operations
   a. Creating an Array of **N** Integer Elements
   b. Display of Array Elements with Suitable Headings
   c. Inserting an Element (**ELEM**) at a given valid Position (**POS**)
   d. Deleting an Element at a given valid Position(**POS**)
   e. Exit.

   Support the program with functions for each of the above operations.

2. Design, Develop and Implement a Program in C for the following operationson **Strings**
   a. Read a main String (**STR),** a Pattern String (**PAT**) and a Replace String (**REP**)
   b. Perform Pattern Matching Operation: Find and Replace all occurrences of **PAT** in **STR** with **REP** if **PAT** exists in **STR.** Report suitable messages in case **PAT** does not exist in **STR**

   Support the program with functions for each of the above operations. Don't use Built-in functions.

3. Design, Develop and Implement a menu driven Program in C for the following operations on **STACK** of Integers (Array Implementation of Stack with maximum size **MAX**)
   a. ***Push*** an Element on to Stack
   b. ***Pop*** an Element from Stack
   c. Demonstrate how Stack can be used to check ***Palindrome***
   d. Demonstrate ***Overflow*** and ***Underflow*** situations on Stack
   e. Display the status of Stack

f. Exit

Support the program with appropriate functions for each of the above operations

4. Design, Develop and Implement a Program in C for converting an Infix Expression to Postfix Expression. Program should support for both parenthesized and free parenthesized expressions with the operators: **+, -, *, /, %(Remainder), ^(Power)** and **alphanumeric** operands**.**

5. Design, Develop and Implement a Program in C for the following Stack Applications
   a. Evaluation of **Suffix expression** with single digit operands and operators: **+, -, *, /, %, ^**
   b. Solving **Tower of Hanoi** problem with **n** disks

6. Design, Develop and Implement a menu driven Program in C for the following operations on **Circular QUEUE** of Characters (Array Implementation of Queue with maximum size **MAX**)
   a. Insert an Element on to Circular QUEUE
   b. Delete an Element from Circular QUEUE
   c. Demonstrate ***Overflow*** and ***Underflow*** situations on Circular QUEUE
   d. Display the status of Circular QUEUE
   e. Exit

   Support the program with appropriate functions for each of the above operations

Continued:

7. Design, Develop and Implement a menu driven Program in C for the following operations on **Singly Linked List (SLL)** of Student Data with the fields: ***USN, Name, Branch, Sem, PhNo***
   a. Create a **SLL** of **N** Students Data by using ***front insertion***.
   b. Display the status of **SLL** and count the number of nodes in it
   c. Perform Insertion / Deletion at End of **SLL**
   d. Perform Insertion / Deletion at Front of **SLL(Demonstration of stack)**
   e. Exit

8. Design, Develop and Implement a menu driven Program in C for the following operations on **Doubly Linked List (DLL)** of Employee Data with the fields: ***SSN, Name, Dept, Designation, Sal, PhNo***
   a. Create a **DLL** of **N** Employees Data by using ***end insertion***.
   b. Display the status of **DLL** and count the number of nodes in it
   c. Perform Insertion and Deletion at End of **DLL**
   d. Perform Insertion and Deletion at Front of **DLL**
   e. Demonstrate how this **DLL** can be used as **Double Ended Queue**
   f. Exit

9. Design, Develop and Implement a Program in C for the following operationson **Singly Circular Linked List (SCLL)** with header nodes
    a. Represent and Evaluate a Polynomial **$P(x,y,z) = 6x^2y^2z-4yz^5+3x^3yz+2xy^5z-2xyz^3$**
    b. Find the sum of two polynomials **POLY1(x,y,z)** and **POLY2(x,y,z)** and store the result in **POLYSUM(x,y,z)**

    Support the program with appropriate functions for each of the above operations
10. Design, Develop and Implement a menu driven Program in C for the following operations on **Binary Search Tree (BST)** of Integers
    a. Create a BST of **N** Integers: 6, 9, 5, 2, 8, 15, 24, 14, 7, 8, 5, 2
    b. Traverse the BST in Inorder, Preorder and Post Order
    c. Search the BST for a given element (**KEY**) and report the appropriate message
    e. Exit

11. Design, Develop and Implement a Program in C for the following operations on **Graph(G)** of Cities
    a. Create a Graph of **N** cities using Adjacency Matrix.
    b. Print all the nodes **reachable** from a given starting node in a digraph using DFS/**BFS** method

12. Given a File of **N** employee records with a set **K** of Keys(4-digit) which uniquely determine the records in file **F**. Assume that file **F** is maintained in memory by a Hash Table(HT) of **m** memory locations with **L** as the set of memory addresses (2-digit) of locations in HT. Let the keys in **K** and addresses in **L** are Integers. Design and develop a Program in C that uses Hash function **H: K $\rightarrow$L** as H(**K**)=**K** mod **m (remainder** method), and implement hashing technique to map a given key **K** to the address space **L.** Resolve the collision (if any) using **linear probing**.

Course outcomes:

On the completion of this laboratory course, the students will be able to:

- Analyze and Compare various linear and non-linear data structures
- Code, debug and demonstrate the working nature of different types of data structures and their applications
- Implement, analyze and evaluate the searching and sorting algorithms
- Choose the appropriate data structure for solving real world problems

Graduate Attributes (as per NBA)

1. Engineering Knowledge
2. Problem Analysis
3. Design/Development of Solutions
4. Modern Tool Usage

Conduction of Practical Examination:

1. All laboratory experiments (**TWELVE** nos) are to be included for practical examination.
2. Students are allowed to pick one experiment from the lot.
3. Strictly follow the instructions as printed on the cover page of answer script
4. Marks distribution: Procedure + Conduction + Viva:**20 + 50 +10 (80)**
5. **Change of experiment is allowed only once and marks allotted to the procedure part to be made zero.**

ENGINEERING MATHEMATICS-IV

[As per Choice Based Credit System (CBCS) scheme]
(Effective from the academic year 2016 -2017)
SEMESTER – IV

Subject Code	15MAT41	IA Marks	20
Number of Lecture Hours/Week	04	Exam Marks	80
Total Number of Lecture Hours	50	Exam Hours	03

CREDITS – 04

Course objectives: This course will enable students to

- Formulate, solve and analyze engineering problems.
- Apply numerical methods to solve ordinary differential equations.
- Apply finite difference method to solve partial differential equations.
- Perform complex analysis.
- Interpret use of sampling theory.
- Apply joint probability distribution and stochastic process.

Module 1	**Teaching Hours**
Numerical Methods: Numerical solution of ordinary differential equations of first order and first degree, Picard's method, Taylor's series method, modified Euler's method, Runge-Kutta method of fourth order. Milne's and Adams-Bashforth predictor and corrector methods (No derivations of formulae). Numerical solution of simultaneous first order ordinary differential equations, Picard's method, Runge-Kutta method of fourth order	**10 Hours**
Module 2	
Numerical Methods: Numerical solution of second order ordinary differential equations, Picard's method, Runge-Kutta method and Milne's method. **Special Functions:** Bessel's functions- basic properties, recurrence relations, orthogonality and generating functions. Legendre's functions - Legendre's polynomial, Rodrigue's formula, problems.	**10 Hours**
Module 3	
Complex Variables: Function of a complex variable, limits, continuity, differentiability,. Analytic functions-Cauchy-Riemann equations in Cartesian and polar forms. Properties and construction of analytic functions. Complex line integrals-Cauchy's theorem and Cauchy's integral formula, Residue, poles, Cauchy's Residue theorem with proof and problems. **Transformations:** Conformal transformations, discussion of transformations: = , = , = + (/) and bilinear transformations.	**10 Hours**
Module 4	
Probability Distributions: Random variables (discrete and continuous), probability functions. Poisson distributions**,** geometric distribution, uniform distribution, exponential and normal distributions, Problems. **Joint probability distribution:** Joint Probability distribution for two variables, expectation, covariance, correlation coefficient.	**10 Hours**
Module 5	
Sampling Theory: Sampling, Sampling distributions, standard error, test of hypothesis for means and proportions, confidence limits for means, student's t-distribution, Chi-square distribution as a test of goodness of fit. **Stochastic process:** Stochastic process, probability vector, stochastic matrices, fixed points, regular stochastic matrices, Markov chains, higher transition probability.	**10 Hours**

Course Outcomes: After studying this course, students will be able to:

- Use appropriate numerical methods to solve first and second order ordinary differential equations.
- Use Bessel's and Legendre's function which often arises when a problem possesses axial and spherical symmetry, such as in quantum mechanics, electromagnetic theory, hydrodynamics and heat conduction.
- State and prove Cauchy's theorem and its consequences including Cauchy's integral formula.
- Compute residues and apply the residue theorem to evaluate integrals.
- Analyze, interpret, and evaluate scientific hypotheses and theories using rigorous statistical methods.

Graduate Attributes

- Engineering Knowledge
- Problem Analysis
- Life-Long Learning
- Conduct Investigations of Complex Problems

Question paper pattern:

The question paper will have ten questions.
There will be 2 questions from each module.
Each question will have questions covering all the topics under a module.
The students will have to answer 5 full questions, selecting one full question from each module.

Text Books:

1. B.V.Ramana "Higher Engineering Mathematics" Tata McGraw-Hill, 2006.
2. B. S. Grewal," Higher Engineering Mathematics", Khanna publishers, 42nd edition, 2013.

Reference Books:

1. N P Bali and Manish Goyal, "A text book of Engineering mathematics" , Laxmi publications, latest edition.
2. Kreyszig, "Advanced Engineering Mathematics " - 9th edition, Wiley, 2013.
3. H. K Dass and Er. RajnishVerma, "Higher Engineering Mathematics", S. Chand, 1st ed, 2011.

SOFTWARE ENGINEERING

[As per Choice Based Credit System (CBCS) scheme]
(Effective from the academic year 2016 -2017)
SEMESTER – IV

Subject Code	15CS42	IA Marks	20
Number of Lecture Hours/Week	04	Exam Marks	80
Total Number of Lecture Hours	50	Exam Hours	03

CREDITS – 04

Course objectives: This course will enable students to

- Outline software engineering principles and activities involved in building large software programs.
- Identify ethical and professional issues and explain why they are of concern to software engineers.
- Describe the process of requirements gathering, requirements classification, requirements specification and requirements validation.
- Differentiate system models, use UML diagrams and apply design patterns.
- Discuss the distinctions between validation testing and defect testing.
- Recognize the importance of software maintenance and describe the intricacies involved in software evolution.
- Apply estimation techniques, schedule project activities and compute pricing.
- Identify software quality parameters and quantify software using measurements and metrics.
- List software quality standards and outline the practices involved.
- Recognize the need for agile software development, describe agile methods, apply agile practices and plan for agility.

Module 1	**Teaching Hours**
Introduction: Software Crisis, Need for Software Engineering. Professional Software Development, Software Engineering Ethics. Case Studies. **Software Processes**: Models: Waterfall Model **(Sec 2.1.1)**, Incremental Model **(Sec 2.1.2)** and Spiral Model **(Sec 2.1.3)**. Process activities. **Requirements Engineering**: Requirements Engineering Processes **(Chap 4)**. Requirements Elicitation and Analysis **(Sec 4.5).** Functional and non-functional requirements **(Sec 4.1)**. The software Requirements Document **(Sec 4.2)**. Requirements Specification **(Sec 4.3)**. Requirements validation **(Sec 4.6)**. Requirements Management **(Sec 4.7)**.	**12 Hours**
Module 2	
System Models: Context models **(Sec 5.1)**. Interaction models **(Sec 5.2)**. Structural models **(Sec 5.3)**. Behavioral models **(Sec 5.4)**. Model-driven engineering **(Sec 5.5)**. **Design and Implementation**: Introduction to RUP **(Sec 2.4)**, Design Principles **(Chap 17)**. Object-Oriented design using the UML **(Sec 7.1)**. Design patterns **(Sec 7.2)**. Implementation issues **(Sec 7.3)**. Open source development **(Sec 7.4)**.	**11 Hours**
Module 3	
Software Testing: Development testing **(Sec 8.1)**, Test-driven development **(Sec 8.2)**, Release testing **(Sec 8.3)**, User testing **(Sec 8.4)**. Test Automation **(Page no 42, 70,212, 231,444,695)**. **Software Evolution**: Evolution processes **(Sec 9.1)**. Program evolution dynamics **(Sec 9.2)**. Software maintenance **(Sec 9.3)**. Legacy system management **(Sec 9.4)**.	**9 Hours**

Module 4	
Project Planning: Software pricing **(Sec 23.1)**. Plan-driven development **(Sec 23.2)**. Project scheduling **(Sec 23.3)**: Estimation techniques **(Sec 23.5)**. **Quality management**: Software quality **(Sec 24.1)**. Reviews and inspections **(Sec 24.3)**. Software measurement and metrics **(Sec 24.4)**. Software standards **(Sec 24.2)**	**10 Hours**
Module 5	
Agile Software Development: Coping with Change **(Sec 2.3)**, The Agile Manifesto: Values and Principles. Agile methods: SCRUM (Ref "**The SCRUM Primer, Ver 2.0**") and Extreme Programming **(Sec 3.3)**. Plan-driven and agile development **(Sec 3.2)**. Agile project management **(Sec 3.4),** Scaling agile methods **(Sec 3.5)**:	**8 Hours**

Course Outcomes: After studying this course, students will be able to:

- Design a software system, component, or process to meet desired needs within realistic constraints.
- Assess professional and ethical responsibility
- Function on multi-disciplinary teams
- Use the techniques, skills, and modern engineering tools necessary for engineering practice
- Analyze, design, implement, verify, validate, implement, apply, and maintain software systems or parts of software systems.

Graduate Attributes

- Project Management and Finance
- Conduct Investigations of Complex Problems
- Modern Tool Usage
- Ethics

Question paper pattern:

The question paper will have ten questions.
There will be 2 questions from each module.
Each question will have questions covering all the topics under a module.
The students will have to answer 5 full questions, selecting one full question from each module.

Text Books:

1. Ian Sommerville: Software Engineering, 9th Edition, Pearson Education, 2012.
(Listed topics only from Chapters 1,2,3,4, 5, 7, 8, 9, 23, and 24)
2. The SCRUM Primer, Ver 2.0, http://www.goodagile.com/scrumprimer/scrumprimer20.pdf

Reference Books:

1. Roger S. Pressman: Software Engineering-A Practitioners approach, 7th Edition, Tata McGraw Hill**.**
2. Pankaj Jalote: An Integrated Approach to Software Engineering, Wiley India

Web Reference for eBooks on Agile:

1. http://agilemanifesto.org/
2. http://www.jamesshore.com/Agile-Book/

DESIGN AND ANALYSIS OF ALGORITHMS

[As per Choice Based Credit System (CBCS) scheme]
(Effective from the academic year 2016 -2017)
SEMESTER – IV

Subject Code	15CS43	IA Marks	20
Number of Lecture Hours/Week	04	Exam Marks	80
Total Number of Lecture Hours	50	Exam Hours	03

CREDITS – 04

Course objectives: This course will enable students to

- Explain various computational problem solving techniques.
- Apply appropriate method to solve a given problem.
- Describe various methods of algorithm analysis.

Module 1	**Teaching Hours**
Introduction: What is an Algorithm? **(T2:1.1),** Algorithm Specification **(T2:1.2),** Analysis Framework **(T1:2.1), Performance Analysis**: Space complexity, Time complexity **(T2:1.3)**. **Asymptotic Notations:** Big-Oh notation (O), Omega notation (Ω), Theta notation (Θ), and Little-oh notation (o), Mathematical analysis of Non-Recursive and recursive Algorithms with Examples **(T1:2.2, 2.3, 2.4). Important Problem Types:** Sorting, Searching, String processing, Graph Problems, Combinatorial Problems. **Fundamental Data Structures:** Stacks, Queues, Graphs, Trees, Sets and Dictionaries. **(T1:1.3,1.4)**	**10 Hours**
Module 2	
Divide and Conquer: General method, Binary search, Recurrence equation for divide and conquer, Finding the maximum and minimum **(T2:3.1, 3.3, 3.4)**, Merge sort, Quick sort **(T1:4.1, 4.2)**, Strassen's matrix multiplication **(T2:3.8)**, Advantages and Disadvantages of divide and conquer. **Decrease and Conquer Approach:** Topological Sort. **(T1:5.3)**	**10 Hours**
Module 3	
Greedy Method: General method, Coin Change Problem, Knapsack Problem, Job sequencing with deadlines **(T2:4.1, 4.3, 4.5). Minimum cost spanning trees:** Prim's Algorithm, Kruskal's Algorithm **(T1:9.1, 9.2)**. **Single source shortest paths:** Dijkstra's Algorithm **(T1:9.3)**. **Optimal Tree problem:** Huffman Trees and Codes **(T1:9.4)**. **Transform and Conquer Approach:** Heaps and Heap Sort **(T1:6.4)**.	**10 Hours**
Module 4	
Dynamic Programming: General method with Examples, Multistage Graphs **(T2:5.1, 5.2)**. **Transitive Closure:** Warshall's Algorithm, **All Pairs Shortest Paths:** Floyd's Algorithm, Optimal Binary Search Trees, Knapsack problem **((T1:8.2, 8.3, 8.4)**, Bellman-Ford Algorithm **(T2:5.4)**, Travelling Sales Person problem **(T2:5.9)**, Reliability design **(T2:5.8)**.	**10 Hours**
Module 5	
Backtracking: General method **(T2:7.1)**, N-Queens problem **(T1:12.1)**, Sum of subsets problem **(T1:12.1)**, Graph coloring **(T2:7.4)**, Hamiltonian cycles **(T2:7.5)**. **Branch and Bound:** Assignment Problem, Travelling Sales Person problem **(T1:12.2)**, **0/1 Knapsack problem (T2:8.2, T1:12.2):** LC Branch and Bound solution **(T2:8.2)**, FIFO Branch and Bound solution **(T2:8.2)**. **NP-Complete and NP-Hard problems:** Basic	**10 Hours**

concepts, non-deterministic algorithms, P, NP, NP-Complete, and NP-Hard classes **(T2:11.1)**.	

Course Outcomes: After studying this course, students will be able to

- Describe computational solution to well known problems like searching, sorting etc.
- Estimate the computational complexity of different algorithms.
- Devise an algorithm using appropriate design strategies for problem solving.

Graduate Attributes

- Engineering Knowledge
- Problem Analysis
- Design/Development of Solutions
- Conduct Investigations of Complex Problems
- Life-Long Learning

Question paper pattern:

The question paper will have ten questions.
There will be 2 questions from each module.
Each question will have questions covering all the topics under a module.
The students will have to answer 5 full questions, selecting one full question from each module.

Text Books:

T1. Introduction to the Design and Analysis of Algorithms, Anany Levitin:, 2rd Edition, 2009. Pearson.
T2. Computer Algorithms/C++, Ellis Horowitz, Satraj Sahni and Rajasekaran, 2nd Edition, 2014, Universities Press

Reference Books:

1. Introduction to Algorithms, Thomas H. Cormen, Charles E. Leiserson, Ronal L. Rivest, Clifford Stein, 3rd Edition, PHI
2. Design and Analysis of Algorithms , S. Sridhar, Oxford (Higher Education)

MICROPROCESSORS AND MICROCONTROLLERS

[As per Choice Based Credit System (CBCS) scheme]
(Effective from the academic year 2016 -2017)
SEMESTER – IV

Subject Code	15CS44	IA Marks	20
Number of Lecture Hours/Week	04	Exam Marks	80
Total Number of Lecture Hours	50	Exam Hours	03

CREDITS – 04

Course objectives: This course will enable students to

- Make familiar with importance and applications of microprocessors and microcontrollers
- Expose architecture of 8086 microprocessor and ARM processor
- Familiarize instruction set of ARM processor

Module 1	**Teaching Hours**
The x86 microprocessor: Brief history of the x86 family, Inside the 8088/86, Introduction to assembly programming, Introduction to Program Segments, The Stack, Flag register, x86 Addressing Modes. **Assembly language programming:** Directives & a Sample Program, Assemble, Link & Run a program, More Sample programs, Control Transfer Instructions, Data Types and Data Definition, Full Segment Definition, Flowcharts and Pseudo code. **Text book 1: Ch 1: 1.1 to 1.7, Ch 2: 2.1 to 2.7**	**10 Hours**
Module 2	
x86: Instructions sets description**, Arithmetic and logic instructions and programs:** Unsigned Addition and Subtraction, Unsigned Multiplication and Division, Logic Instructions, BCD and ASCII conversion, Rotate Instructions. **INT 21H and INT 10H Programming :** Bios INT 10H Programming , DOS Interrupt 21H. 8088/86 Interrupts, x86 PC and Interrupt Assignment. **Text book 1: Ch 3: 3.1 to 3.5, Ch 4: 4.1 , 4.2 Chapter 14: 14.1 and 14.2**	**10 Hours**
Module 3	
Signed Numbers and Strings: Signed number Arithmetic Operations, String operations. **Memory and Memory interfacing: M**emory address decoding, data integrity in RAM and ROM, 16-bit memory interfacing. **8255 I/O programming:** I/O addresses MAP of x86 PC's, programming and interfacing the 8255. **Text book 1: Ch 6: 6.1, 6.2. Ch 10: 10.2, 10.4, 10.5. Ch 11: 11.1 to 11.4**	**10 Hours**
Module 4	
Microprocessors versus Microcontrollers, **ARM Embedded Systems :**The RISC design philosophy, The ARM Design Philosophy, Embedded System Hardware, Embedded System Software, **ARM Processor Fundamentals :** Registers , Current Program Status Register , Pipeline, Exceptions, Interrupts, and the Vector Table , Core Extensions **Text book 2:Ch 1:1.1 to 1.4, Ch 2:2.1 to 2.5**	**10 Hours**
Module 5	
Introduction to the ARM Instruction Set : Data Processing Instructions , Branch Instructions, Software Interrupt Instructions, Program Status Register Instructions, Coprocessor Instructions, Loading Constants, Simple programming exercises. **Text book 2: Ch 3:3.1 to 3.6 (Excluding 3.5.2)**	**10 Hours**

Course Outcomes: After studying this course, students will be able to

- Differentiate between microprocessors and microcontrollers
- Design and develop assembly language code to solve problems
- Gain the knowledge for interfacing various devices to x86 family and ARM processor
- Demonstrate design of interrupt routines for interfacing devices

Graduate Attributes

- Engineering Knowledge
- Problem Analysis
- Design/Development of Solutions

Question paper pattern:

The question paper will have ten questions.
There will be 2 questions from each module.
Each question will have questions covering all the topics under a module.
The students will have to answer 5 full questions, selecting one full question from each module.

Text Books:

1. Muhammad Ali Mazidi, Janice Gillispie Mazidi, Danny Causey, The x86 PC Assembly Language Design and Interfacing, 5th Edition, Pearson, 2013.
2. **ARM system developers guide**, Andrew N Sloss, Dominic Symes and Chris Wright, Elsevier,Morgan Kaufman publishers, 2008.

Reference Books:

1. Douglas V. Hall: Microprocessors and Interfacing, Revised 2nd Edition, TMH, 2006.
2. K. Udaya Kumar & B.S. Umashankar : Advanced Microprocessors & IBM-PC Assembly Language Programming, TMH 2003.
3. Ayala : The 8086 Microprocessor: programming and interfacing - 1st edition, Cengage Learning
4. The Definitive Guide to the ARM Cortex-M3, by Joseph Yiu, 2nd Edition , Newnes, 2009
5. The Insider's Guide to the ARM7 based microcontrollers, Hitex Ltd.,1st edition, 2005
6. ARM System-on-Chip Architecture, Steve Furber, Second Edition, Pearson, 2015
7. Architecture, Programming and Interfacing of Low power Processors- ARM7, Cortex-M and MSP430, Lyla B Das Cengage Learning, 1st Edition

OBJECT ORIENTED CONCEPTS

[As per Choice Based Credit System (CBCS) scheme]
(Effective from the academic year 2016 -2017)
SEMESTER – IV

Subject Code	15CS45	IA Marks	20
Number of Lecture Hours/Week	04	Exam Marks	80
Total Number of Lecture Hours	50	Exam Hours	03

CREDITS – 04

Course objectives: This course will enable students to

- Learn fundamental features of object oriented language and JAVA
- Set up Java JDK environment to create, debug and run simple Java programs.
- Create multi-threaded programs and event handling mechanisms.
- Introduce event driven Graphical User Interface (GUI) programming using applets and swings**.**

Module 1	**Teaching Hours**
Introduction to Object Oriented Concepts: A Review of structures, Procedure–Oriented Programming system, Object Oriented Programming System, Comparison of Object Oriented Language with C, Console I/O, variables and reference variables, Function Prototyping, Function Overloading. **Class and Objects:** Introduction, member functions and data, objects and functions, objects and arrays, Namespaces, Nested classes, Constructors, Destructors. **Text book 1: Ch 1: 1.1 to 1.9 Ch 2: 2.1 to 2.6 Ch 4: 4.1 to 4.2**	**10 Hours**
Module 2	
Introduction to Java: Java's magic: the Byte code; Java Development Kit (JDK); the Java Buzzwords, Object-oriented programming; Simple Java programs. Data types, variables and arrays, Operators, Control Statements. **Text book 2: Ch:1 Ch: 2 Ch:3 Ch:4 Ch:5**	**10 Hours**
Module 3	
Classes, Inheritance, Exceptions, Packages and Interfaces: Classes: Classes fundamentals; Declaring objects; Constructors, this keyword, garbage collection. **Inheritance:** inheritance basics, using super, creating multi level hierarchy, method overriding. **Exception handling:** Exception handling in Java. Packages, Access Protection, Importing Packages, Interfaces. **Text book 2: Ch:6 Ch: 8 Ch:9 Ch:10**	**10 Hours**
Module 4	
Multi Threaded Programming, Event Handling: Multi Threaded Programming: What are threads? How to make the classes threadable ; Extending threads; Implementing runnable; Synchronization; Changing state of the thread; Bounded buffer problems, read-write problem, producer consumer problems. **Event Handling:** Two event handling mechanisms; The delegation event model; Event classes; Sources of events; Event listener interfaces; Using the delegation event model; Adapter classes; Inner classes. **Text book 2: Ch 11: Ch: 22**	**10 Hours**
Module 5	
The Applet Class: Introduction, Two types of Applets; Applet basics; Applet Architecture; An Applet skeleton; Simple Applet display methods; Requesting repainting;	**10 Hours**

Using the Status Window; The HTML APPLET tag; Passing parameters to Applets; getDocumentbase() and getCodebase(); ApletContext and showDocument(); The AudioClip Interface; The AppletStub Interface;Output to the Console. **Swings:** Swings: The origins of Swing; Two key Swing features; Components and Containers; The Swing Packages; A simple Swing Application; Create a Swing Applet; Jlabel and ImageIcon; JTextField;The Swing Buttons; JTabbedpane; JScrollPane; JList; JComboBox; JTable. **Text book 2: Ch 21: Ch: 29 Ch: 30**	

Course Outcomes: After studying this course, students will be able to

- Explain the object-oriented concepts and JAVA.
- Develop computer programs to solve real world problems in Java.
- Develop simple GUI interfaces for a computer program to interact with users, and to understand the event-based GUI handling principles using Applets and swings.

Graduate Attributes

- Programming Knowledge
- Design/Development of Solutions
- Conduct Investigations of Complex Problems
- Life-Long Learning

Question paper pattern:

The question paper will have ten questions.
There will be 2 questions from each module.
Each question will have questions covering all the topics under a module.
The students will have to answer 5 full questions, selecting one full question from each module.

Text Books:

1. Sourav Sahay, Object Oriented Programming with C++ , 2nd Ed, Oxford University Press,2006
   (Chapters 1, 2, 4)
2. Herbert Schildt, Java The Complete Reference, 7th Edition, Tata McGraw Hill, 2007.
   (Chapters 1, 2, 3, 4, 5, 6, 8, 9,10, 11, 21, 22, 29, 30)

Reference Book:

1. Mahesh Bhave and Sunil Patekar, "Programming with Java", First Edition, Pearson Education,2008, ISBN:9788131720806
2. Herbert Schildt, The Complete Reference C++, 4th Edition, Tata McGraw Hill, 2003.
3. Stanley B.Lippmann, Josee Lajore, C++ Primer, 4th Edition, Pearson Education, 2005.
4. Rajkumar Buyya,S Thamarasi selvi, xingchen chu, Object oriented Programming with java, Tata McGraw Hill education private limited.
5. Richard A Johnson, Introduction to Java Programming and OOAD, CENGAGE Learning.
6. E Balagurusamy, Programming with Java A primer, Tata McGraw Hill companies.

Note: Every institute shall organize a bridge organize on C++ either in the vacation or in the beginning of even semester.

DATA COMMUNICATION

[As per Choice Based Credit System (CBCS) scheme]
(Effective from the academic year 2016 -2017)
SEMESTER – IV

Subject Code	15CS46	IA Marks	20
Number of Lecture Hours/Week	04	Exam Marks	80
Total Number of Lecture Hours	50	Exam Hours	03

CREDITS – 04

Course objectives: This course will enable students to

- Comprehend the transmission technique of digital data between two or more computers and a computer network that allows computers to exchange data.
- Explain with the basics of data communication and various types of computer networks;
- Illustrate TCP/IP protocol suite and switching criteria.
- Demonstrate Medium Access Control protocols for reliable and noisy channels.
- Expose wireless and wired LANs along with IP version.

Contents	**Teaching Hours**
Module 1	
Introduction: Data Communications, Networks, Network Types, Internet History, Standards and Administration, **Networks Models**: Protocol Layering, TCP/IP Protocol suite, The OSI model, **Introduction to Physical Layer-1:** Data and Signals**,** Digital Signals, Transmission Impairment, Data Rate limits, Performance, **Digital Transmission**: Digital to digital conversion (Only Line coding: Polar, Bipolar and Manchester coding).	**10 Hours**
Module 2	
Physical Layer-2: Analog to digital conversion (only PCM), Transmission Modes, **Analog Transmission**: Digital to analog conversion, **Bandwidth Utilization**: Multiplexing and Spread Spectrum, **Switching**: Introduction, Circuit Switched Networks and Packet switching.	**10 Hours**
Module 3	
Error Detection and Correction: Introduction, Block coding, Cyclic codes, Checksum, Forward error correction**, Data link control**: DLC services, Data link layer protocols, HDLC, and Point to Point protocol (Framing, Transition phases only).	**10 Hours**
Module 4	
Media Access control: Random Access, Controlled Access and Channelization, **Wired LANs Ethernet**: Ethernet Protocol, Standard Ethernet, Fast Ethernet, Gigabit Ethernet and 10 Gigabit Ethernet, **Wireless LANs:** Introduction, IEEE 802.11 Project and Bluetooth.	**10 Hours**
Module 5	
Other wireless Networks: WIMAX, Cellular Telephony, Satellite networks, **Network layer Protocols** : Internet Protocol, ICMPv4,Mobile IP, **Next generation IP**: IPv6 addressing, The IPv6 Protocol, The ICMPv6 Protocol and Transition from IPv4 to IPv6.	**10 Hours**

Course Outcomes: After studying this course, students will be able to

- Illustrate basic computer network technology.
- Identify the different types of network topologies and protocols.
- Enumerate the layers of the OSI model and TCP/IP functions of each layer.
- Make out the different types of network devices and their functions within a network

- Demonstrate the skills of subnetting and routing mechanisms.

Graduate Attributes

1. Engineering Knowledge
2. Design Development of solution(Partly)
3. Modern Tool Usage
4. Problem Analysis

Question paper pattern:

The question paper will have ten questions.
There will be 2 questions from each module.
Each question will have questions covering all the topics under a module.
The students will have to answer 5 full questions, selecting one full question from each module.

Text Book:

Behrouz A. Forouzan, Data Communications and Networking 5E, 5th Edition, Tata McGraw-Hill, 2013. (Chapters 1.1 to 1.5, 2.1 to 2.3, 3.1, 3.3 to 3.6, 4.1 to 4.3, 5.1, 6.1, 6.2, 8.1 to 8.3, 10.1 to 10.5, 11.1 to 11.4, 12.1 to 12.3, 13.1 to 13.5, 15.1 to 15.3, 16.1 to 16.3, 19.1 to 19.3, 22.1 to 22.4)

Reference Books:

1. Alberto Leon-Garcia and Indra Widjaja: Communication Networks - Fundamental Concepts and Key architectures, 2nd Edition Tata McGraw-Hill, 2004.
2. William Stallings: Data and Computer Communication, 8th Edition, Pearson Education, 2007.
3. Larry L. Peterson and Bruce S. Davie: Computer Networks – A Systems Approach, 4th Edition, Elsevier, 2007.
4. Nader F. Mir: Computer and Communication Networks, Pearson Education, 2007

DESIGN AND ANALYSIS OF ALGORITHM LABORATORY
[As per Choice Based Credit System (CBCS) scheme]
(Effective from the academic year 2016 -2017)
SEMESTER – IV

Subject Code	15CSL47	IA Marks	20
Number of Lecture Hours/Week	01 I + 02 P	Exam Marks	80
Total Number of Lecture Hours	40	Exam Hours	03

CREDITS – 02

Course objectives: This course will enable students to

- Design and implement various algorithms in JAVA
- Employ various design strategies for problem solving.
- Measure and compare the performance of different algorithms.

Description

Design, develop, and implement the specified algorithms for the following problems using Java language under LINUX /Windows environment.Netbeans/Eclipse IDE tool can be used for development and demonstration.

Experiments

1	A	Create a Java class called ***Student***with the following details as variables within it. (i) USN (ii) Name (iii) Branch (iv) Phone Write a Java program to create *nStudent* objects and print the USN, Name, Branch, and Phoneof these objects with suitable headings.
	B	Write a Java program to implement the Stack using arrays. Write Push(), Pop(), and Display() methods to demonstrate its working.
2	A	Design a superclass called ***Staff*** with details as StaffId, Name, Phone, Salary. Extend this class by writing three subclasses namely ***Teaching*** (domain, publications), ***Technical*** (skills), and ***Contract*** (period). Write a Java program to read and display at least 3 *staff* objects of all three categories.
	B	Write a Java class called ***Customer*** to store their name and date_of_birth. The date_of_birth format should be dd/mm/yyyy. Write methods to read customer data as <name, dd/mm/yyyy> and display as <name, dd, mm, yyyy> using StringTokenizer class considering the delimiter character as "/".
3	A	Write a Java program to read two integers *a* and*b*. Compute *a*/*b* and print, when *b* is not zero. Raise an exception when *b* is equal to zero.
	B	Write a Java program that implements a multi-thread application that has three threads. First thread generates a random integer for every 1 second; second thread computes the square of the number andprints; third thread will print the value of cube of the number.
4		Sort a given set of ***n*** integer elements using **Quick Sort** method and compute its time complexity. Run the program for varied values of *n*> 5000 and record the time taken to sort. Plot a graph of the time taken versus ***n***on graph sheet. The elements can be read from a file or can be generated using the random number generator. Demonstrate using Java how the divide-and-conquer method works along with its time complexity analysis: worst case, average case and best case.

5	Sort a given set of ***n*** integer elements using **Merge Sort** method and compute its time complexity. Run the program for varied values of ***n***> 5000, and record the time taken to sort. Plot a graph of the time taken versus ***n***on graph sheet. The elements can be read from a file or can be generated using the random number generator. Demonstrate using Java how the divide-and-conquer method works along with its time complexity analysis: worst case, average case and best case.
6	Implement in Java, the **0/1 Knapsack** problem using (a) Dynamic Programming method (b) Greedy method.
7	From a given vertex in a weighted connected graph, find shortest paths to other vertices using **Dijkstra's algorithm**. Write the program in Java.
8	Find Minimum Cost Spanning Tree of a given connected undirected graph using **Kruskal'salgorithm.** Use Union-Find algorithms in your program.
9	Find Minimum Cost Spanning Tree of a given connected undirected graph using **Prim's algorithm**.
10	Write Java programs to (a) Implement All-Pairs Shortest Paths problem using **Floyd's algorithm**. (b) Implement **Travelling Sales Person problem** using Dynamic programming.
11	Design and implement in Java to find a **subset** of a given set **S** = {Sl, S2,.....,Sn} of ***n*** positive integers whose SUM is equal to a given positive integer ***d***. For example, if S ={1, 2, 5, 6, 8} and ***d***= 9, there are two solutions {1,2,6}and {1,8}. Display a suitable message, if the given problem instance doesn't have a solution.
12	Design and implement in Java to find all **Hamiltonian Cycles** in a connected undirected Graph G of ***n*** vertices using backtracking principle.

Course Outcomes: The students should be able to:

- Design algorithms using appropriate design techniques (brute-force, greedy, dynamic programming, etc.)
- Implement a variety of algorithms such assorting, graph related, combinatorial, etc., in a high level language.
- Analyze and compare the performance of algorithms using language features.
- Apply and implement learned algorithm design techniques and data structuresto solve real-world problems.

Graduate Attributes

- Engineering Knowledge
- Problem Analysis
- Modern Tool Usage
- Conduct Investigations of Complex Problems
- Design/Development of Solutions

Conduction of Practical Examination:

All laboratory experiments (Twelve problems) are to be included for practical examination. Students are allowed to pick one experiment from the lot.
To generate the data set use random number generator function.
Strictly follow the instructions as printed on the cover page of answer script for breakup of marks
Marks distribution: Procedure + Conduction + Viva: 20 + 50 + 10 (80). Change of experiment is allowed only once and marks allotted to the procedure

MICROPROCESSOR AND MICROCONTROLLER LABORATORY

[As per Choice Based Credit System (CBCS) scheme]
(Effective from the academic year 2016 -2017)
SEMESTER – IV

Subject Code	15CSL48	IA Marks	20
Number of Lecture Hours/Week	01 I + 02 P	Exam Marks	80
Total Number of Lecture Hours	40	Exam Hours	03

CREDITS – 02

Course objectives: This course will enable students to

- To provide practical exposure to the students on microprocessors, design and coding knowledge on 80x86 family/ARM. To give the knowledge and practical exposure on connectivity and execute of interfacing devices with 8086/ARM kit like LED displays, Keyboards, DAC/ADC, and various other devices.

Description

Demonstration and Explanation hardware components and Faculty in-charge should explain 8086 architecture, pin diagram in one slot. The second slot, the Faculty in-charge should explain instruction set types/category etc. Students have to prepare a write-up on the same and include it in the Lab record and to be evaluated.

Laboratory Session-1: Write-up on Microprocessors, 8086 Functional block diagram, Pin diagram and description. The same information is also taught in theory class; this helps the students to understand better.

Laboratory Session-2: Write-up on Instruction group, Timing diagrams, etc. The same information is also taught in theory class; this helps the students to understand better.

Note: These TWO Laboratory sessions are used to fill the gap between theory classes and practical sessions. Both sessions are evaluated as lab experiments for 20 marks.

Experiments

- Develop and execute the following programs using 8086 Assembly Language. Any suitable assembler like MASM/TASM/8086 kit or any equivalent software may be used.
- Program should have suitable comments.
- The board layout and the circuit diagram of the interface are to be provided to the student during the examination.
- Software Required: Open source ARM Development platform, KEIL IDE and Proteus for simulation

SOFTWARE PROGRAMS: PART A

1. Design and develop an assembly language program to search a key element “X” in a list of ‘n’ 16-bit numbers. Adopt Binary search algorithm in your program for searching.
2. Design and develop an assembly program to sort a given set of ‘n’ 16-bit numbers in ascending order. Adopt Bubble Sort algorithm to sort given elements.
3. Develop an assembly language program to reverse a given string and verify whether it is a palindrome or not. Display the appropriate message.
4. Develop an assembly language program to compute nCr using recursive procedure. Assume that ‘n’ and ‘r’ are non-negative integers.

5. Design and develop an assembly language program to read the current time and Date from the system and display it in the standard format on the screen.
6. To write and simulate ARM assembly language programs for data transfer, arithmetic and logical operations (Demonstrate with the help of a suitable program).
7. To write and simulate C Programs for ARM microprocessor using KEIL (Demonstrate with the help of a suitable program)

Note : To use KEIL one may refer the book: Insider's Guide to the ARM7 based microcontrollers, Hitex Ltd.,1st edition, 2005

HARDWARE PROGRAMS: PART B

8. a. Design and develop an assembly program to demonstrate BCD Up-Down Counter (00-99) on the Logic Controller Interface.
   b. Design and develop an assembly program to read the status of two 8-bit inputs (X & Y) from the Logic Controller Interface and display X*Y.
9. Design and develop an assembly program to display messages "FIRE" and "HELP" alternately with flickering effects on a 7-segment display interface for a suitable period of time. Ensure a flashing rate that makes it easy to read both the messages (Examiner does not specify these delay values nor is it necessary for the student to compute these values).
10. Design and develop an assembly program to drive a Stepper Motor interface and rotate the motor in specified direction (clockwise or counter-clockwise) by N steps (Direction and N are specified by the examiner). Introduce suitable delay between successive steps. (Any arbitrary value for the delay may be assumed by the student).
11. Design and develop an assembly language program to
    a. Generate the Sine Wave using DAC interface (The output of the DAC is to be displayed on the CRO).
    b. Generate a Half Rectified Sine waveform using the DAC interface. (The output of the DAC is to be displayed on the CRO).
12. To interface LCD with ARM processor-- ARM7TDMI/LPC2148. Write and execute programs in C language for displaying text messages and numbers on LCD
13. To interface Stepper motor with ARM processor-- ARM7TDMI/LPC2148. Write a program to rotate stepper motor

Study Experiments:

1. Interfacing of temperature sensor with ARM freedom board (or any other ARM microprocessor board) and display temperature on LCD
2. To design ARM cortex based automatic number plate recognition system
3. To design ARM based power saving system

Course Outcomes: After studying this course, students will be able to

- Learn 80x86 instruction sets and gins the knowledge of how assembly language works.
- Design and implement programs written in 80x86 assembly language
- Know functioning of hardware devices and interfacing them to x86 family
- Choose processors for various kinds of applications.

Graduate Attributes

- Engineering Knowledge
- Problem Analysis
- Modern Tool Usage
- Conduct Investigations of Complex Problems
- Design/Development of Solutions

Conduction of Practical Examination:

- All laboratory experiments (all 7 + 6 nos) are to be included for practical examination.
- Students are allowed to pick one experiment from each of the lot.
- Strictly follow the instructions as printed on the cover page of answer script for breakup of marks
- PART –A: Procedure + Conduction + Viva: 10 + 25 +05 (40)
- PART –B: Procedure + Conduction + Viva: 10 + 25 +05 (40)
- Change of experiment is allowed only once and marks allotted to the procedure part to be made zero.

MANAGEMENT AND ENTREPRENEURSHIP FOR IT INDUSTRY
[As per Choice Based Credit System (CBCS) scheme]
(Effective from the academic year 2016 -2017)
SEMESTER – V

Subject Code	15CS51	IA Marks	20
Number of Lecture Hours/Week	4	Exam Marks	80
Total Number of Lecture Hours	50	Exam Hours	03

CREDITS – 04

Course objectives: This course will enable students to

- Explain the principles of management, organization and entrepreneur.
- Discuss on planning, staffing, ERP and their importance
- Infer the importance of intellectual property rights and relate the institutional support

Module – 1	**Teaching Hours**
Introduction - Meaning, nature and characteristics of management, scope and Functional areas of management, goals of management, levels of management, brief overview of evolution of management theories,. Planning- Nature, importance, types of plans, steps in planning, Organizing- nature and purpose, types of Organization, Staffing- meaning, process of recruitment and selection	**10 Hours**
Module – 2	
Directing and controlling- meaning and nature of directing, leadership styles, motivation Theories, Communication- Meaning and importance, Coordination- meaning and importance, Controlling- meaning, steps in controlling, methods of establishing control.	**10 Hours**
Module – 3	
Entrepreneur – meaning of entrepreneur, characteristics of entrepreneurs, classification and types of entrepreneurs, various stages in entrepreneurial process, role of entrepreneurs in economic development, entrepreneurship in India and barriers to entrepreneurship. Identification of business opportunities, market feasibility study, technical feasibility study, financial feasibility study and social feasibility study.	**10 Hours**
Module – 4	
Preparation of project and ERP - meaning of project, project identification, project selection, project report, need and significance of project report, contents, formulation, guidelines by planning commission for project report, **Enterprise Resource Planning: Meaning and Importance- ERP** and Functional areas of Management – Marketing / Sales- Supply Chain Management – Finance and Accounting – Human Resources – Types of reports and methods of report generation	**10 Hours**
Module – 5	
Micro and Small Enterprises: Definition of micro and small enterprises, characteristics and advantages of micro and small enterprises, steps in establishing micro and small enterprises, Government of India indusial policy 2007 on micro and small enterprises, case study (Microsoft), Case study(Captain G R Gopinath),case study (N R Narayana Murthy & Infosys), **Institutional support:** MSME-DI, NSIC, SIDBI, KIADB, KSSIDC, TECSOK, KSFC, DIC and District level single window agency, **Introduction to IPR.**	**10 Hours**

Course outcomes: The students should be able to:

- Define management, organization, entrepreneur, planning, staffing, ERP and outline

their importance in entrepreneurship
- Utilize the resources available effectively through ERP
- Make use of IPRs and institutional support in entrepreneurship

Question paper pattern:

The question paper will have TEN questions.
There will be TWO questions from each module.
Each question will have questions covering all the topics under a module.
The students will have to answer FIVE full questions, selecting ONE full question from each module.

Text Books:

1. Principles of Management -P. C. Tripathi, P. N. Reddy; Tata McGraw Hill, 4th / 6th Edition, 2010.
2. Dynamics of Entrepreneurial Development & Management -Vasant Desai Himalaya Publishing House.
3. Entrepreneurship Development -Small Business Enterprises -Poornima M Charantimath Pearson Education – 2006.
4. Management and Entrepreneurship - Kanishka Bedi- Oxford University Press-2017

Reference Books:

1. Management Fundamentals -Concepts, Application, Skill Development Robert Lusier – Thomson.
2. Entrepreneurship Development -S S Khanka -S Chand & Co.
3. Management -Stephen Robbins -Pearson Education /PHI -17th Edition, 2003

COMPUTER NETWORKS
[As per Choice Based Credit System (CBCS) scheme]
(Effective from the academic year 2016 -2017)
SEMESTER – V

Subject Code	15CS52	IA Marks	20
Number of Lecture Hours/Week	4	Exam Marks	80
Total Number of Lecture Hours	50	Exam Hours	03

CREDITS – 04

Course objectives: This course will enable students to

- Demonstration of application layer protocols
- Discuss transport layer services and understand UDP and TCP protocols
- Explain routers, IP and Routing Algorithms in network layer
- Disseminate the Wireless and Mobile Networks covering IEEE 802.11 Standard
- Illustrate concepts of Multimedia Networking, Security and Network Management

Module – 1	**Teaching Hours**
Application Layer: Principles of Network Applications: Network Application Architectures, Processes Communicating, Transport Services Available to Applications, Transport Services Provided by the Internet, Application-Layer Protocols. The Web and HTTP: Overview of HTTP, Non-persistent and Persistent Connections, HTTP Message Format, User-Server Interaction: Cookies, Web Caching, The Conditional GET, File Transfer: FTP Commands & Replies, Electronic Mail in the Internet: SMTP, Comparison with HTTP, Mail Message Format, Mail Access Protocols, DNS; The Internet's Directory Service: Services Provided by DNS, Overview of How DNS Works, DNS Records and Messages, Peer-to-Peer Applications: P2P File Distribution, Distributed Hash Tables, Socket Programming: creating Network Applications: Socket Programming with UDP, Socket Programming with TCP. **T1: Chap 2**	**10 Hours**
Module – 2	
Transport Layer : Introduction and Transport-Layer Services: Relationship Between Transport and Network Layers, Overview of the Transport Layer in the Internet, Multiplexing and Demultiplexing: Connectionless Transport: UDP,UDP Segment Structure, UDP Checksum, Principles of Reliable Data Transfer: Building a Reliable Data Transfer Protocol, Pipelined Reliable Data Transfer Protocols, Go-Back-N, Selective repeat, Connection-Oriented Transport TCP: The TCP Connection, TCP Segment Structure, Round-Trip Time Estimation and Timeout, Reliable Data Transfer, Flow Control, TCP Connection Management, Principles of Congestion Control: The Causes and the Costs of Congestion, Approaches to Congestion Control, Network-assisted congestion-control example, ATM ABR Congestion control, TCP Congestion Control: Fairness. **T1: Chap 3**	**10 Hours**
Module – 3	
The Network layer: What's Inside a Router?: Input Processing, Switching, Output Processing, Where Does Queuing Occur? Routing control plane, IPv6,A Brief foray into IP Security, Routing Algorithms: The Link-State (LS) Routing Algorithm, The Distance-Vector (DV) Routing Algorithm, Hierarchical Routing,	**10 Hours**

Routing in the Internet, Intra-AS Routing in the Internet: RIP, Intra-AS Routing in the Internet: OSPF, Inter/AS Routing: BGP, Broadcast Routing Algorithms and Multicast. **T1: Chap 4: 4.3-4.7**	
Module – 4	
Wireless and Mobile Networks: Cellular Internet Access: An Overview of Cellular Network Architecture, 3G Cellular Data Networks: Extending the Internet to Cellular subscribers, On to 4G:LTE,Mobility management: Principles, Addressing, Routing to a mobile node, Mobile IP, Managing mobility in cellular Networks, Routing calls to a Mobile user, Handoffs in GSM, Wireless and Mobility: Impact on Higher-layer protocols. **T1: Chap: 6 : 6.4-6.8**	**10 Hours**
Module – 5	
Multimedia Networking: Properties of video, properties of Audio, Types of multimedia Network Applications, Streaming stored video: UDP Streaming, HTTP Streaming, Adaptive streaming and DASH, content distribution Networks, case studies: : Netflix, You Tube and Kankan. **Network Support for Multimedia:** Dimensioning Best-Effort Networks, Providing Multiple Classes of Service, Diffserv, Per-Connection Quality-of-Service (QoS) Guarantees: Resource Reservation and Call Admission **T1: Chap: 7: 7.1,7.2,7.5**	**10 Hours**

Course outcomes: The students should be able to:

- Explain principles of application layer protocols
- Recognize transport layer services and infer UDP and TCP protocols
- Classify routers, IP and Routing Algorithms in network layer
- Understand the Wireless and Mobile Networks covering IEEE 802.11 Standard
- Describe Multimedia Networking and Network Management

Question paper pattern:

The question paper will have TEN questions.
There will be TWO questions from each module.
Each question will have questions covering all the topics under a module.
The students will have to answer FIVE full questions, selecting ONE full question from each module.

Text Books:

1. James F Kurose and Keith W Ross, Computer Networking, A Top-Down Approach, Sixth edition, Pearson,2017 .

Reference Books:

1. Behrouz A Forouzan, Data and Communications and Networking, Fifth Edition, McGraw Hill, Indian Edition
2. Larry L Peterson and Brusce S Davie, Computer Networks, fifth edition, ELSEVIER
3. Andrew S Tanenbaum, Computer Networks, fifth edition, Pearson
4. Mayank Dave, Computer Networks, Second edition, Cengage Learning

DATABASE MANAGEMENT SYSTEM
[As per Choice Based Credit System (CBCS) scheme]
(Effective from the academic year 2016 -2017)
SEMESTER – V

Subject Code	15CS53	IA Marks	20
Number of Lecture Hours/Week	4	Exam Marks	80
Total Number of Lecture Hours	50	Exam Hours	03

CREDITS – 04

Course objectives: This course will enable students to

- Provide a strong foundation in database concepts, technology, and practice.
- Practice SQL programming through a variety of database problems.
- Demonstrate the use of concurrency and transactions in database
- Design and build database applications for real world problems.

Module – 1	**Teaching Hours**
Introduction to Databases: Introduction, Characteristics of database approach, Advantages of using the DBMS approach, History of database applications. **Overview of Database Languages and Architectures:** Data Models, Schemas, and Instances. Three schema architecture and data independence, database languages, and interfaces, The Database System environment. **Conceptual Data Modelling using Entities and Relationships:** Entity types, Entity sets, attributes, roles, and structural constraints, Weak entity types, ER diagrams, examples, Specialization and Generalization. **Textbook 1:Ch 1.1 to 1.8, 2.1 to 2.6, 3.1 to 3.10**	**10 Hours**
Module – 2	
Relational Model: Relational Model Concepts, Relational Model Constraints and relational database schemas, Update operations, transactions, and dealing with constraint violations. **Relational Algebra:** Unary and Binary relational operations, additional relational operations (aggregate, grouping, etc.) Examples of Queries in relational algebra. **Mapping Conceptual Design into a Logical Design:** Relational Database Design using ER-to-Relational mapping. **SQL:** SQL data definition and data types, specifying constraints in SQL, retrieval queries in SQL, INSERT, DELETE, and UPDATE statements in SQL, Additional features of SQL. **Textbook 1: Ch4.1 to 4.5, 5.1 to 5.3, 6.1 to 6.5, 8.1; Textbook 2: 3.5**	**10 Hours**
Module – 3	
SQL : Advances Queries: More complex SQL retrieval queries, Specifying constraints as assertions and action triggers, Views in SQL, Schema change statements in SQL. **Database Application Development:** Accessing databases from applications, An introduction to JDBC, JDBC classes and interfaces, SQLJ, Stored procedures, Case study: The internet Bookshop. **Internet Applications:** The three-Tier application architecture, The presentation layer, The Middle Tier **Textbook 1: Ch7.1 to 7.4; Textbook 2: 6.1 to 6.6, 7.5 to 7.7.**	**10 Hours**
Module – 4	
Normalization: Database Design Theory – Introduction to Normalization using Functional and Multivalued Dependencies: Informal design guidelines for relation schema, Functional Dependencies, Normal Forms based on Primary Keys, Second and Third Normal Forms, Boyce-Codd Normal Form, Multivalued Dependency and Fourth Normal Form, Join Dependencies and Fifth Normal	**10 Hours**

Form. **Normalization Algorithms:** Inference Rules, Equivalence, and Minimal Cover, Properties of Relational Decompositions, Algorithms for Relational Database Schema Design, Nulls, Dangling tuples, and alternate Relational Designs, Further discussion of Multivalued dependencies and 4NF, Other dependencies and Normal Forms **Textbook 1: Ch14.1 to 14.7, 15.1 to 15.6**	
Module – 5	
Transaction Processing: Introduction to Transaction Processing, Transaction and System concepts, Desirable properties of Transactions, Characterizing schedules based on recoverability, Characterizing schedules based on Serializability, Transaction support in SQL. **Concurrency Control in Databases:** Two-phase locking techniques for Concurrency control, Concurrency control based on Timestamp ordering, Multiversion Concurrency control techniques, Validation Concurrency control techniques, Granularity of Data items and Multiple Granularity Locking. **Introduction to Database Recovery Protocols:** Recovery Concepts, NO-UNDO/REDO recovery based on Deferred update, Recovery techniques based on immediate update, Shadow paging, Database backup and recovery from catastrophic failures **Textbook 1: 20.1 to 20.6, 21.1 to 21.7, 22.1 to 22.4, 22.7.**	**10 Hours**
Course outcomes: The students should be able to:	
• Identify, analyze and define database objects, enforce integrity constraints on a database using RDBMS. • Use Structured Query Language (SQL) for database manipulation. • Design and build simple database systems • Develop application to interact with databases.	
Question paper pattern: The question paper will have TEN questions. There will be TWO questions from each module. Each question will have questions covering all the topics under a module. The students will have to answer FIVE full questions, selecting ONE full question from each module.	
Text Books:	
1. Fundamentals of Database Systems, Ramez Elmasri and Shamkant B. Navathe, 7th Edition, 2017, Pearson. 2. Database management systems, Ramakrishnan, and Gehrke, 3rd Edition, 2014, McGraw Hill	
Reference Books:	
1. Silberschatz Korth and Sudharshan, Database System Concepts, 6th Edition, Mc-GrawHill, 2013. 2. Coronel, Morris, and Rob, Database Principles Fundamentals of Design, Implementation and Management, Cengage Learning 2012.	

AUTOMATA THEORY AND COMPUTABILITY
[As per Choice Based Credit System (CBCS) scheme]
(Effective from the academic year 2016 -2017)
SEMESTER – V

Subject Code	15CS54	IA Marks	20
Number of Lecture Hours/Week	4	Exam Marks	80
Total Number of Lecture Hours	50	Exam Hours	03

CREDITS – 04

Course objectives: This course will enable students to

- Introduce core concepts in Automata and Theory of Computation
- Identify different Formal language Classes and their Relationships
- Design Grammars and Recognizers for different formal languages
- Prove or disprove theorems in automata theory using their properties
- Determine the decidability and intractability of Computational problems

Module – 1	**Teaching Hours**
Why study the Theory of Computation, Languages and Strings: Strings, Languages. A Language Hierarchy, Computation, **Finite State Machines (FSM)**: Deterministic FSM, Regular languages, Designing FSM, Nondeterministic FSMs, From FSMs to Operational Systems, Simulators for FSMs, Minimizing FSMs, Canonical form of Regular languages, Finite State Transducers, Bidirectional Transducers. **Textbook 1: Ch 1,2, 3,4, 5.1 to 5.10**	**10 Hours**
Module – 2	
Regular Expressions (RE): what is a RE?, Kleene's theorem, Applications of REs, Manipulating and Simplifying REs. Regular Grammars: Definition, Regular Grammars and Regular languages. Regular Languages (RL) and Non-regular Languages: How many RLs, To show that a language is regular, Closure properties of RLs, to show some languages are not RLs. **Textbook 1: Ch 6, 7, 8: 6.1 to 6.4, 7.1, 7.2, 8.1 to 8.4**	**10 Hours**
Module – 3	
Context-Free Grammars(CFG): Introduction to Rewrite Systems and Grammars, CFGs and languages, designing CFGs, simplifying CFGs, proving that a Grammar is correct, Derivation and Parse trees, Ambiguity, Normal Forms. Pushdown Automata (PDA): Definition of non-deterministic PDA, Deterministic and Non-deterministic PDAs, Non-determinism and Halting, alternative equivalent definitions of a PDA, alternatives that are not equivalent to PDA. **Textbook 1: Ch 11, 12: 11.1 to 11.8, 12.1, 12.2, 12,4, 12.5, 12.6**	**10 Hours**
Module – 4	
Context-Free and Non-Context-Free Languages: Where do the Context-Free Languages(CFL) fit, Showing a language is context-free, Pumping theorem for CFL, Important closure properties of CFLs, Deterministic CFLs. Algorithms and Decision Procedures for CFLs: Decidable questions, Un-decidable questions. Turing Machine: Turing machine model, Representation, Language acceptability by TM, design of TM, Techniques for TM construction. **Textbook 1: Ch 13: 13.1 to 13.5, Ch 14: 14.1, 14.2, Textbook 2: Ch 9.1 to 9.6**	**10 Hours**
Module – 5	
Variants of Turing Machines (TM), The model of Linear Bounded automata: Decidability: Definition of an algorithm, decidability, decidable languages,	**10 Hours**

Undecidable languages, halting problem of TM, Post correspondence problem. Complexity: Growth rate of functions, the classes of P and NP, Quantum Computation: quantum computers, Church-Turing thesis. **Textbook 2: Ch 9.7 to 9.8, 10.1 to 10.7, 12.1, 12.2, 12.8, 12.8.1, 12.8.2**	

Course outcomes: The students should be able to:

- Acquire fundamental understanding of the core concepts in automata theory and Theory of Computation
- Learn how to translate between different models of Computation (e.g., Deterministic and Non-deterministic and Software models).
- Design Grammars and Automata (recognizers) for different language classes and become knowledgeable about restricted models of Computation (Regular, Context Free) and their relative powers.
- Develop skills in formal reasoning and reduction of a problem to a formal model, with an emphasis on semantic precision and conciseness.
- Classify a problem with respect to different models of Computation.

Question paper pattern:

The question paper will have TEN questions.
There will be TWO questions from each module.
Each question will have questions covering all the topics under a module.
The students will have to answer FIVE full questions, selecting ONE full question from each module.

Text Books:

1. Elaine Rich, Automata, Computability and Complexity, 1st Edition, Pearson Education,2012/2013
2. K L P Mishra, N Chandrasekaran , 3rd Edition, Theory of Computer Science, PhI, 2012.

Reference Books:

1. John E Hopcroft, Rajeev Motwani, Jeffery D Ullman, Introduction to AutomataTheory, Languages, and Computation, 3rd Edition, Pearson Education, 2013
2. Michael Sipser : Introduction to the Theory of Computation, 3rd edition, Cengage learning,2013
3. John C Martin, Introduction to Languages and The Theory of Computation, 3rd Edition, Tata McGraw –Hill Publishing Company Limited, 2013
4. Peter Linz, “An Introduction to Formal Languages and Automata”, 3rd Edition, Narosa Publishers, 1998
5. Basavaraj S. Anami, Karibasappa K G, Formal Languages and Automata theory, Wiley India, 2012
6. C K Nagpal, Formal Languages and Automata Theory, Oxford University press, 2012.

OBJECT ORIENTED MODELING AND DESIGN
[As per Choice Based Credit System (CBCS) scheme]
(Effective from the academic year 2016 -2017)
SEMESTER – V

Subject Code	15CS551	IA Marks	20
Number of Lecture Hours/Week	3	Exam Marks	80
Total Number of Lecture Hours	40	Exam Hours	03

CREDITS – 03

Course objectives: This course will enable students to

- Describe the concepts involved in Object-Oriented modelling and their benefits.
- Demonstrate concept of use-case model, sequence model and state chart model for a given problem.
- Explain the facets of the unified process approach to design and build a Software system.
- Translate the requirements into implementation for Object Oriented design.
- Choose an appropriate design pattern to facilitate development procedure.

Module – 1	**Teaching Hours**
Introduction, Modelling Concepts and Class Modelling: What is Object orientation? What is OO development? OO Themes; Evidence for usefulness of OO development; OO modelling history. Modelling as Design technique: Modelling; abstraction; The Three models. Class Modelling: Object and Class Concept; Link and associations concepts; Generalization and Inheritance; A sample class model; Navigation of class models; Advanced Class Modelling, Advanced object and class concepts; Association ends; N-ary associations; Aggregation; Abstract classes; Multiple inheritance; Metadata; Reification; Constraints; Derived Data; Packages. **Text Book-1: Ch 1, 2, 3 and 4**	**8 Hours**
Module – 2	
UseCase Modelling and Detailed Requirements: Overview; Detailed object-oriented Requirements definitions; System Processes-A use case/Scenario view; Identifying Input and outputs-The System sequence diagram; Identifying Object Behaviour-The state chart Diagram; Integrated Object-oriented Models. **Text Book-2:Chapter- 6:Page 210 to 250**	**8 Hours**
Module – 3	
Process Overview, System Conception and Domain Analysis: Process Overview: Development stages; Development life Cycle; System Conception: Devising a system concept; elaborating a concept; preparing a problem statement. Domain Analysis: Overview of analysis; Domain Class model: Domain state model; Domain interaction model; Iterating the analysis. **Text Book-1:Chapter- 10,11,and 12**	**8 Hours**
Module – 4	
Use case Realization :The Design Discipline within up iterations: Object Oriented Design-The Bridge between Requirements and Implementation; Design Classes and Design within Class Diagrams; Interaction Diagrams-Realizing Use Case and defining methods; Designing with Communication Diagrams; Updating the Design Class Diagram; Package Diagrams-Structuring the Major Components; Implementation Issues for Three-Layer Design. **Text Book-2: Chapter 8: page 292 to 346**	**8 Hours**

Module – 5	
Design Patterns: Introduction; what is a design pattern?, Describing design patterns, the catalogue of design patterns, Organizing the catalogue, How design patterns solve design problems, how to select a design patterns, how to use a design pattern; Creational patterns: prototype and singleton (only); structural patterns adaptor and proxy (only). **Text Book-3: Ch-1: 1.1, 1.3, 1.4, 1.5, 1.6, 1.7, 1.8,Ch-3,Ch-4.**	**8 Hours**

Course outcomes: The students should be able to:

- Describe the concepts of object-oriented and basic class modelling.
- Draw class diagrams, sequence diagrams and interaction diagrams to solve problems.
- Choose and apply a befitting design pattern for the given problem.

Question paper pattern:

The question paper will have TEN questions.
There will be TWO questions from each module.
Each question will have questions covering all the topics under a module.
The students will have to answer FIVE full questions, selecting ONE full question from each module.

Text Books:

1. Michael Blaha, James Rumbaugh: Object Oriented Modelling and Design with UML,2nd Edition, Pearson Education,2005
2. Satzinger, Jackson and Burd: Object-Oriented Analysis & Design with the Unified Process, Cengage Learning, 2005.
3. Erich Gamma, Richard Helm, Ralph Johnson and john Vlissides: Design Patterns – Elements of Reusable Object-Oriented Software, Pearson Education,2007.

Reference Books:

1. Grady Booch et. al.: Object-Oriented Analysis and Design with Applications,3rd Edition,Pearson Education,2007.
2. 2.Frank Buschmann, RegineMeunier, Hans Rohnert, Peter Sommerlad, Michel Stal: Pattern –Oriented Software Architecture. A system of patterns , Volume 1, John Wiley and Sons.2007.
3. 3. Booch, Jacobson, Rambaugh : Object-Oriented Analysis and Design with Applications, 3rd edition, pearson, Reprint 2013

INTRODUCTION TO SOFTWARE TESTING
[As per Choice Based Credit System (CBCS) scheme]
(Effective from the academic year 2016 -2017)
SEMESTER – V

Subject Code	15CS552	IA Marks	20
Number of Lecture Hours/Week	3	Exam Marks	80
Total Number of Lecture Hours	40	Exam Hours	03

CREDITS – 03

Course objectives: This course will enable students to

- Differentiate the various testing techniques.
- Analyze the problem and derive suitable test cases.
- Apply suitable technique for designing of flow graph.
- Explain the need for planning and monitoring a process.

Module – 1	**Teaching Hours**
Basics of Software Testing: Basic definitions, Software Quality , Requirements, Behaviour and Correctness, Correctness versus Reliability, Testing and Debugging, Test cases, Insights from a Venn diagram, Identifying test cases, Test-generation Strategies, Test Metrics, Error and fault taxonomies , Levels of testing, Testing and Verification, Static Testing. **Textbook 3: Ch 1:1.2 - 1.5, 3; Textbook 1: Ch 1**	**8 Hours**
Module – 2	
Problem Statements: Generalized pseudo code, the triangle problem, the NextDate function, the commission problem, the SATM (Simple Automatic Teller Machine) problem, the currency converter, Saturn windshield wiper **Functional Testing:** Boundary value analysis, Robustness testing, Worst-case testing, Robust Worst testing for triangle problem, NextDate problem and commission problem, Equivalence classes, Equivalence test cases for the triangle problem, NextDate function, and the commission problem, Guidelines and observations, Decision tables, Test cases for the triangle problem, NextDate function, and the commission problem, Guidelines and observations. **Textbook 1: Ch 2, 5, 6 & 7, Textbook 2: Ch 3**	**8 Hours**
Module – 3	
Fault Based Testing: Overview, Assumptions in fault based testing, Mutation analysis, Fault-based adequacy criteria, Variations on mutation analysis. **Structural Testing:** Overview, Statement testing, Branch testing, Condition testing, Path testing: DD paths, Test coverage metrics, Basis path testing, guidelines and observations, Data –Flow testing: Definition-Use testing, Slice-based testing, Guidelines and observations**.** **T2:Chapter 16, 12 T1:Chapter 9 & 10**	**8 Hours**
Module – 4	
Test Execution: Overview of test execution, from test case specification to test cases, Scaffolding, Generic versus specific scaffolding, Test oracles, Self-checks as oracles, Capture and replay **Process Framework :**Basic principles: Sensitivity, redundancy, restriction, partition, visibility, Feedback, the quality process, Planning and monitoring, Quality goals, Dependability properties ,Analysis Testing, Improving the process, Organizational factors. **Planning and Monitoring the Process:** Quality and process, Test and analysis strategies and plans, Risk planning, monitoring the process, Improving the	**8 Hours**

process, the quality team. **T2: Chapter 17, 20.**	
Module – 5	
Integration and Component-Based Software Testing: Overview, Integration testing strategies, Testing components and assemblies. System, Acceptance and Regression Testing: Overview, System testing, Acceptance testing, Usability, Regression testing, Regression test selection techniques, Test case prioritization and selective execution. **Levels of Testing, Integration Testing:** Traditional view of testing levels, Alternative life-cycle models, The SATM system, Separating integration and system testing, A closer look at the SATM system, Decomposition-based, call graph-based, Path-based integrations**.** **T2: Chapter 21 & 22, T1 : Chapter 12 & 13**	**8 Hours**
Course outcomes: The students should be able to:	
• Derive test cases for any given problem • Compare the different testing techniques • Classify the problem into suitable testing model • Apply the appropriate technique for the design of flow graph. • Create appropriate document for the software artefact.	
Question paper pattern: The question paper will have TEN questions. There will be TWO questions from each module. Each question will have questions covering all the topics under a module. The students will have to answer FIVE full questions, selecting ONE full question from each module.	
Text Books:	
1. Paul C. Jorgensen: Software Testing, A Craftsman's Approach, 3rd Edition, Auerbach Publications, 2008. 2. Mauro Pezze, Michal Young: Software Testing and Analysis – Process, Principles and Techniques, Wiley India, 2009. 3. Aditya P Mathur: Foundations of Software Testing, Pearson Education, 2008.	
Reference Books:	
1. Software testing Principles and Practices – Gopalaswamy Ramesh, Srinivasan Desikan, 2 nd Edition, Pearson, 2007. 2. Software Testing – Ron Patton, 2nd edition, Pearson Education, 2004. 3. The Craft of Software Testing – Brian Marrick, Pearson Education, 1995. 4. Anirban Basu, Software Quality Assurance, Testing and Metrics, PHI, 2015 5. Naresh Chauhan, Software Testing, Oxford University press.	

ADVANCED JAVA AND J2EE
[As per Choice Based Credit System (CBCS) scheme]
(Effective from the academic year 2016 -2017)
SEMESTER – V

Subject Code	15CS553	IA Marks	20
Number of Lecture Hours/Week	3	Exam Marks	80
Total Number of Lecture Hours	40	Exam Hours	03

CREDITS – 03

Course objectives: This course will enable students to

- Identify the need for advanced Java concepts like Enumerations and Collections
- Construct client-server applications using Java socket API
- Make use of JDBC to access database through Java Programs
- Adapt servlets to build server side programs
- Demonstrate the use of JavaBeans to develop component-based Java software

Module – 1	**Teaching Hours**
Enumerations, Autoboxing and Annotations(metadata): Enumerations, Enumeration fundamentals, the values() and valueOf() Methods, java enumerations are class types, enumerations Inherits Enum, example, type wrappers, Autoboxing, Autoboxing and Methods, Autoboxing/Unboxing occurs in Expressions, Autoboxing/Unboxing, Boolean and character values, Autoboxing/Unboxing helps prevent errors, A word of Warning. Annotations, Annotation basics, specifying retention policy, Obtaining Annotations at run time by use of reflection, Annotated element Interface, Using Default values, Marker Annotations, Single Member annotations, Built-In annotations.	**8 Hours**
Module – 2	
The collections and Framework: Collections Overview, Recent Changes to Collections, The Collection Interfaces, The Collection Classes, Accessing a collection Via an Iterator, Storing User Defined Classes in Collections, The Random Access Interface, Working With Maps, Comparators, The Collection Algorithms, Why Generic Collections?, The legacy Classes and Interfaces, Parting Thoughts on Collections.	**8 Hours**
Module – 3	
String Handling **:**The String Constructors, String Length, Special String Operations, String Literals, String Concatenation, String Concatenation with Other Data Types, String Conversion and toString( ) Character Extraction, charAt( ), getChars( ), getBytes( ) toCharArray(), String Comparison, equals( ) and equalsIgnoreCase( ), regionMatches( ) startsWith( ) and endsWith( ), equals( ) Versus == , compareTo( ) Searching Strings, Modifying a String, substring( ), concat( ), replace( ), trim( ), Data Conversion Using valueOf( ), Changing the Case of Characters Within a String, Additional String Methods, StringBuffer , StringBuffer Constructors, length( ) and capacity( ), ensureCapacity( ), setLength( ), charAt( ) and setCharAt( ), getChars( ),append( ), insert( ), reverse( ), delete( ) and deleteCharAt( ), replace( ), substring( ), Additional StringBuffer Methods, StringBuilder **Text Book 1: Ch 15**	**8 Hours**

Module – 4	
Background; The Life Cycle of a Servlet; Using Tomcat for Servlet Development; A simple Servlet; The Servlet API; The Javax.servlet Package; Reading Servlet Parameter; The Javax.servlet.http package; Handling HTTP Requests and Responses; Using Cookies; Session Tracking. Java Server Pages (JSP): JSP, JSP Tags, Tomcat, Request String, User Sessions, Cookies, Session Objects **Text Book 1: Ch 31 Text Book 2: Ch 11**	**8 Hours**
Module – 5	
The Concept of JDBC; JDBC Driver Types; JDBC Packages; A Brief Overview of the JDBC process; Database Connection; Associating the JDBC/ODBC Bridge with the Database; Statement Objects; ResultSet; Transaction Processing; Metadata, Data types; Exceptions. **Text Book 2: Ch 06**	**8 Hours**
Course outcomes: The students should be able to:	
• Interpret the need for advanced Java concepts like enumerations and collections in developing modular and efficient programs • Build client-server applications and TCP/IP socket programs • Illustrate database access and details for managing information using the JDBC API • Describe how servlets fit into Java-based web application architecture • Develop reusable software components using Java Beans	
Question paper pattern: The question paper will have TEN questions. There will be TWO questions from each module. Each question will have questions covering all the topics under a module. The students will have to answer FIVE full questions, selecting ONE full question from each module.	
Text Books: 1. Herbert Schildt: JAVA the Complete Reference, 7th/9th Edition, Tata McGraw Hill, 2007. 2. Jim Keogh: J2EE-TheCompleteReference, McGraw Hill, 2007.	
Reference Books:	
1. Y. Daniel Liang: Introduction to JAVA Programming, 7thEdition, Pearson Education, 2007. 2. Stephanie Bodoff et al: The J2EE Tutorial, 2nd Edition, Pearson Education,2004. 3. Uttam K Roy, Advanced JAVA programming, Oxford University press, 2015.	

ADVANCED ALGORITHMS
[As per Choice Based Credit System (CBCS) scheme]
(Effective from the academic year 2016 -2017)
SEMESTER – V

Subject Code	15CS554	IA Marks	20
Number of Lecture Hours/Week	3	Exam Marks	80
Total Number of Lecture Hours	40	Exam Hours	03

CREDITS – 03

Course objectives: This course will enable students to

- Explain principles of algorithms analysis approaches
- Compare and contrast a number theoretic based strategies.
- Describe complex signals and data flow in networks
- Apply the computational geometry criteria.

Module – 1	**Teaching Hours**
Analysis Techniques: Growth functions, Recurrences and solution of recurrence equations; Amortized analysis: Aggregate, Accounting, and Potential methods, String Matching Algorithms: Naive Algorithm; Robin-Karp Algorithm, String matching with Finite Automata, Knuth-Morris-Pratt and Boyer-Moore Algorithms	**8 Hours**
Module – 2	
Number Theoretic Algorithms: Elementary notions, GCD, Modular arithmetic, Solving modular linear equations, The Chinese remainder theorem, Powers of an element RSA Cryptosystem, Primality testing, Integer factorization, - Huffman Codes, Polynomials. FFT-Huffman codes: Concepts, construction, Proof correctness of Huffman's algorithm; Representation of polynomials	**8 Hours**
Module – 3	
DFT and FFT efficient implementation of FFT, Graph Algorithms, Bellman-Ford Algorithm Shortest paths in a DAG, Johnson's Algorithm for sparse graphs, Flow networks and the Ford-Fulkerson Algorithm, Maximum bipartite matching.	**8 Hours**
Module – 4	
Computational Geometry-I: Geometric data structures using, C, Vectors, Points, Polygons, Edges Geometric objects in space; Finding the intersection of a line and a triangle, Finding star-shaped polygons using incremental insertion.	**8 Hours**
Module – 5	
Computational Geometry-II: Clipping: Cyrus-Beck and Sutherland-Hodman Algorithms; Triangulating, monotonic polygons; Convex hulls, Gift wrapping and Graham Scan; Removing hidden surfaces	**8 Hours**

Course outcomes: The students should be able to:

- Explain the principles of algorithms analysis approaches
- Apply different theoretic based strategies to solve problems
- Illustrate the complex signals and data flow in networks with usage of tools
- Describe the computational geometry criteria.

Question paper pattern:
The question paper will have TEN questions.
There will be TWO questions from each module.
Each question will have questions covering all the topics under a module.
The students will have to answer FIVE full questions, selecting ONE full question from each

module.

Text Books:

1. Thomas H. Cormen et al: Introduction to Algorithms, Prentice Hall India, 1990
2. Michael J. Laszlo: Computational Geometry and Computer Graphics in C' Prentice Hall India, 1996

Reference Books:

1. E. Horowitz, S. Sahni and S. Rajasekaran, Fundamentals of Computer Algorithms, University Press, Second edition, 2007
2. Kenneth A Berman & Jerome L Paul, Algorithms, Cengage Learning, First Indian reprint, 2008

COMPUTER NETWORK LABORATORY
[As per Choice Based Credit System (CBCS) scheme]
(Effective from the academic year 2016 -2017)
SEMESTER – V

Subject Code	15CSL57	IA Marks	20
Number of Lecture Hours/Week	01I + 02P	Exam Marks	80
Total Number of Lecture Hours	40	Exam Hours	03

CREDITS – 02

Course objectives: This course will enable students to

- Demonstrate operation of network and its management commands
- Simulate and demonstrate the performance of GSM and CDMA
- Implement data link layer and transport layer protocols.

Description (If any):

For the experiments below modify the topology and parameters set for the experiment and take multiple rounds of reading and analyze the results available in log files. Plot necessary graphs and conclude. Use NS2/NS3.

Lab Experiments:

PART A

1. Implement three nodes point – to – point network with duplex links between them. Set the queue size, vary the bandwidth and find the number of packets dropped.
2. Implement transmission of ping messages/trace route over a network topology consisting of 6 nodes and find the number of packets dropped due to congestion.
3. Implement an Ethernet LAN using n nodes and set multiple traffic nodes and plot congestion window for different source / destination.
4. Implement simple ESS and with transmitting nodes in wire-less LAN by simulation and determine the performance with respect to transmission of packets.
5. Implement and study the performance of GSM on NS2/NS3 (Using MAC layer) or equivalent environment.
6. Implement and study the performance of CDMA on NS2/NS3 (Using stack called Call net) or equivalent environment.

PART B

Implement the following in Java:

7. Write a program for error detecting code using CRC-CCITT (16- bits).
8. Write a program to find the shortest path between vertices using bellman-ford algorithm.
9. Using TCP/IP sockets, write a client – server program to make the client send the file name and to make the server send back the contents of the requested file if present.
10. Write a program on datagram socket for client/server to display the messages on client side, typed at the server side.
11. Write a program for simple RSA algorithm to encrypt and decrypt the data.
12. Write a program for congestion control using leaky bucket algorithm.

Study Experiment / Project:

NIL

Course outcomes: The students should be able to:

- Analyze and Compare various networking protocols.
- Demonstrate the working of different concepts of networking.

- Implement, analyze and evaluate networking protocols in NS2 / NS3

Conduction of Practical Examination:

1. All laboratory experiments are to be included for practical examination.
2. Students are allowed to pick one experiment from part A and part B with lot.
3. Strictly follow the instructions as printed on the cover page of answer script
4. Marks distribution: Procedure + Conduction + Viva: 80

   Part A: 10+25+5 =40

   Part B: 10+25+5 =40

5. Change of experiment is allowed only once and marks allotted to the procedure part to be made zero.

DBMS LABORATORY WITH MINI PROJECT
[As per Choice Based Credit System (CBCS) scheme]
(Effective from the academic year 2016 -2017)
SEMESTER – V

Subject Code	15CSL58	IA Marks	20
Number of Lecture Hours/Week	01I + 02P	Exam Marks	80
Total Number of Lecture Hours	40	Exam Hours	03

CREDITS – 02

Course objectives: This course will enable students to

- Foundation knowledge in database concepts, technology and practice to groom students into well-informed database application developers.
- Strong practice in SQL programming through a variety of database problems.
- Develop database applications using front-end tools and back-end DBMS.

Description (If any):

PART-A: SQL Programming (Max. Exam Mks. 50)

- Design, develop, and implement the specified queries for the following problems using Oracle, MySQL, MS SQL Server, or any other DBMS under LINUX/Windows environment.
- Create Schema and insert at least 5 records for each table. Add appropriate database constraints.

PART-B: Mini Project (Max. Exam Mks. 30)

- Use Java, C#, PHP, Python, or any other similar front-end tool. All applications must be demonstrated on desktop/laptop as a stand-alone or web based application (Mobile apps on Android/IOS are not permitted.)

Lab Experiments:

Part A: SQL Programming

1 Consider the following schema for a Library Database:
BOOK(Book_id, Title, Publisher_Name, Pub_Year)
BOOK_AUTHORS(Book_id, Author_Name)
PUBLISHER(Name, Address, Phone)
BOOK_COPIES(Book_id, Branch_id, No-of_Copies)
BOOK_LENDING(Book_id, Branch_id, Card_No, Date_Out, Due_Date)
LIBRARY_BRANCH(Branch_id, Branch_Name, Address)
Write SQL queries to

1. Retrieve details of all books in the library – id, title, name of publisher, authors, number of copies in each branch, etc.
2. Get the particulars of borrowers who have borrowed more than 3 books, but from Jan 2017 to Jun 2017.
3. Delete a book in BOOK table. Update the contents of other tables to reflect this data manipulation operation.
4. Partition the BOOK table based on year of publication. Demonstrate its working with a simple query.
5. Create a view of all books and its number of copies that are currently available in the Library.

2 Consider the following schema for Order Database:
SALESMAN(Salesman_id, Name, City, Commission)
CUSTOMER(Customer_id, Cust_Name, City, Grade, Salesman_id)
ORDERS(Ord_No, Purchase_Amt, Ord_Date, Customer_id, Salesman_id)
Write SQL queries to

1. Count the customers with grades above Bangalore's average.

	2. Find the name and numbers of all salesman who had more than one customer. 3. List all the salesman and indicate those who have and don't have customers in their cities (Use UNION operation.) 4. Create a view that finds the salesman who has the customer with the highest order of a day. 5. Demonstrate the DELETE operation by removing salesman with id 1000. All his orders must also be deleted.
3	Consider the schema for Movie Database: ACTOR(Act_id, Act_Name, Act_Gender) DIRECTOR(Dir_id, Dir_Name, Dir_Phone) MOVIES(Mov_id, Mov_Title, Mov_Year, Mov_Lang, Dir_id) MOVIE_CAST(Act_id, Mov_id, Role) RATING(Mov_id, Rev_Stars) Write SQL queries to 1. List the titles of all movies directed by 'Hitchcock'. 2. Find the movie names where one or more actors acted in two or more movies. 3. List all actors who acted in a movie before 2000 and also in a movie after 2015 (use JOIN operation). 4. Find the title of movies and number of stars for each movie that has at least one rating and find the highest number of stars that movie received. Sort the result by movie title. 5. Update rating of all movies directed by 'Steven Spielberg' to 5.
4	Consider the schema for College Database: STUDENT(USN, SName, Address, Phone, Gender) SEMSEC(SSID, Sem, Sec) CLASS(USN, SSID) SUBJECT(Subcode, Title, Sem, Credits) IAMARKS(USN, Subcode, SSID, Test1, Test2, Test3, FinalIA) Write SQL queries to 1. List all the student details studying in fourth semester 'C' section. 2. Compute the total number of male and female students in each semester and in each section. 3. Create a view of Test1 marks of student USN '1BI15CS101' in all subjects. 4. Calculate the FinalIA (average of best two test marks) and update the corresponding table for all students. 5. Categorize students based on the following criterion: If FinalIA = 17 to 20 then CAT = 'Outstanding' If FinalIA = 12 to 16 then CAT = 'Average' If FinalIA< 12 then CAT = 'Weak' Give these details only for 8th semester A, B, and C section students.
5	Consider the schema for Company Database: EMPLOYEE(SSN, Name, Address, Sex, Salary, SuperSSN, DNo) DEPARTMENT(DNo, DName, MgrSSN, MgrStartDate) DLOCATION(DNo,DLoc) PROJECT(PNo, PName, PLocation, DNo) WORKS_ON(SSN, PNo, Hours) Write SQL queries to 1. Make a list of all project numbers for projects that involve an employee whose last name is 'Scott', either as a worker or as a manager of the department that controls the project.

	2. Show the resulting salaries if every employee working on the 'IoT' project is given a 10 percent raise. 3. Find the sum of the salaries of all employees of the 'Accounts' department, as well as the maximum salary, the minimum salary, and the average salary in this department 4. Retrieve the name of each employee who works on all the projects controlledby department number 5 (use NOT EXISTS operator). 5. For each department that has more than five employees, retrieve the department number and the number of its employees who are making more than Rs. 6,00,000.
Part B: Mini project	
• For any problem selected, write the ER Diagram, apply ER-mapping rules, normalize the relations, and follow the application development process. • Make sure that the application should have five or more tables, at least one trigger and one stored procedure, using suitable frontend tool. • Indicative areas include; health care, education, industry, transport, supply chain, etc.	
Course outcomes: The students should be able to:	
• Create, Update and query on the database. • Demonstrate the working of different concepts of DBMS • Implement, analyze and evaluate the project developed for an application.	
Conduction of Practical Examination: 1. All laboratory experiments from part A are to be included for practical examination. 2. Mini project has to be evaluated for 30 Marks. 3. Report should be prepared in a standard format prescribed for project work. 4. Students are allowed to pick one experiment from the lot. 5. Strictly follow the instructions as printed on the cover page of answer script. 6. Marks distribution: a) Part A: Procedure + Conduction + Viva:10 + 35 +5 =50 Marks b) Part B: Demonstration + Report + Viva voce = 15+10+05 = 30 Marks 7. Change of experiment is allowed only once and marks allotted to the procedure part to be made zero.	

CRYPTOGRAPHY, NETWORK SECURITY AND CYBER LAW
[As per Choice Based Credit System (CBCS) scheme]
(Effective from the academic year 2016 -2017)
SEMESTER – VI

Subject Code	15CS61	IA Marks	20
Number of Lecture Hours/Week	4	Exam Marks	80
Total Number of Lecture Hours	50	Exam Hours	03

CREDITS – 04

Course objectives: This course will enable students to

- Explain the concepts of Cyber security
- Illustrate key management issues and solutions.
- Familiarize with Cryptography and very essential algorithms
- Introduce cyber Law and ethics to be followed.

Module – 1	**Teaching Hours**
Introduction - Cyber Attacks, Defence Strategies and Techniques, Guiding Principles, Mathematical Background for Cryptography - Modulo Arithmetic's, The Greatest Comma Divisor, Useful Algebraic Structures, Chinese Remainder Theorem, Basics of Cryptography - Preliminaries, Elementary Substitution Ciphers, Elementary Transport Ciphers, Other Cipher Properties, Secret Key Cryptography – Product Ciphers, DES Construction.	**10 Hours**
Module – 2	
Public Key Cryptography and RSA – RSA Operations, Why Does RSA Work?, Performance, Applications, Practical Issues, Public Key Cryptography Standard (PKCS), Cryptographic Hash - Introduction, Properties, Construction, Applications and Performance, The Birthday Attack, Discrete Logarithm and its Applications - Introduction, Diffie-Hellman Key Exchange, Other Applications.	**10 Hours**
Module – 3	
Key Management - Introduction, Digital Certificates, Public Key Infrastructure, Identity–based Encryption, Authentication–I - One way Authentication, Mutual Authentication, Dictionary Attacks, Authentication – II – Centalised Authentication, The Needham-Schroeder Protocol, Kerberos, Biometrics, IPSec-Security at the Network Layer – Security at Different layers: Pros and Cons, IPSec in Action, Internet Key Exchange (IKE) Protocol, Security Policy and IPSEC, Virtual Private Networks, Security at the Transport Layer - Introduction, SSL Handshake Protocol, SSL Record Layer Protocol, OpenSSL.	**10 Hours**
Module – 4	
IEEE 802.11 Wireless LAN Security - Background, Authentication, Confidentiality and Integrity, Viruses, Worms, and Other Malware, Firewalls – Basics, Practical Issues, Intrusion Prevention and Detection - Introduction, Prevention Versus Detection, Types of Instruction Detection Systems, DDoS Attacks Prevention/Detection, Web Service Security – Motivation, Technologies for Web Services, WS- Security, SAML, Other Standards.	**10 Hours**
Module – 5	
IT act aim and objectives, Scope of the act, Major Concepts, Important provisions, Attribution, acknowledgement, and dispatch of electronic records, Secure electronic records and secure digital signatures, Regulation of certifying authorities: Appointment of Controller and Other officers, Digital Signature certificates, Duties of Subscribers, Penalties and adjudication, The cyber	**10 Hours**

regulations appellate tribunal, Offences, Network service providers not to be liable in certain cases, Miscellaneous Provisions.	

Course outcomes: The students should be able to:

- Discuss cryptography and its need to various applications
- Design and develop simple cryptography algorithms
- Understand cyber security and need cyber Law

Question paper pattern:

The question paper will have TEN questions.
There will be TWO questions from each module.
Each question will have questions covering all the topics under a module.
The students will have to answer FIVE full questions, selecting ONE full question from each module.

Text Books:

1. Cryptography, Network Security and Cyber Laws – Bernard Menezes, Cengage Learning, 2010 edition (Chapters-1,3,4,5,6,7,8,9,10,11,12,13,14,15,19(19.1-19.5),21(21.1-21.2),22(22.1-22.4),25

Reference Books:

1. Cryptography and Network Security- Behrouz A Forouzan, Debdeep Mukhopadhyay, Mc-GrawHill, 3rd Edition, 2015
2. Cryptography and Network Security- William Stallings, Pearson Education, 7th Edition
3. Cyber Law simplified- Vivek Sood, Mc-GrawHill, 11th reprint , 2013
4. Cyber security and Cyber Laws, Alfred Basta, Nadine Basta, Mary brown, ravindra kumar, Cengage learning

COMPUTER GRAPHICS AND VISUALIZATION
[As per Choice Based Credit System (CBCS) scheme]
(Effective from the academic year 2016 -2017)
SEMESTER – VI

Subject Code	15CS62	IA Marks	20
Number of Lecture Hours/Week	4	Exam Marks	80
Total Number of Lecture Hours	50	Exam Hours	03

CREDITS – 04

Course objectives: This course will enable students to

- Explain hardware, software and OpenGL Graphics Primitives.
- Illustrate interactive computer graphic using the OpenGL.
- Design and implementation of algorithms for 2D graphics Primitives and attributes.
- Demonstrate Geometric transformations, viewing on both 2D and 3D objects.
- Infer the representation of curves, surfaces, Color and Illumination models

Module – 1	**Teaching Hours**
Overview: Computer Graphics and OpenGL: Computer Graphics:Basics of computer graphics, Application of Computer Graphics, Video Display Devices: Random Scan and Raster Scan displays, color CRT monitors, Flat panel displays. Raster-scan systems: video controller, raster scan Display processor, graphics workstations and viewing systems, Input devices, graphics networks, graphics on the internet, graphics software. OpenGL: Introduction to OpenGL ,coordinate reference frames, specifying two-dimensional world coordinate reference frames in OpenGL, OpenGL point functions, OpenGL line functions, point attributes, line attributes, curve attributes, OpenGL point attribute functions, OpenGL line attribute functions, Line drawing algorithms(DDA, Bresenham's), circle generation algorithms (Bresenham's). **Text-1:Chapter -1: 1-1 to 1-9,2-1 to 2-9 (Excluding 2-5),3-1 to 3-5,3-9,3-20**	**10 Hours**
Module – 2	
Fill area Primitives, 2D Geometric Transformations and 2D viewing: Fill area Primitives: Polygon fill-areas, OpenGL polygon fill area functions, fill area attributes, general scan line polygon fill algorithm, OpenGL fill-area attribute functions. 2DGeometric Transformations: Basic 2D Geometric Transformations, matrix representations and homogeneous coordinates. Inverse transformations, 2DComposite transformations, other 2D transformations, raster methods for geometric transformations, OpenGL raster transformations, OpenGL geometric transformations function, 2D viewing: 2D viewing pipeline, OpenGL 2D viewing functions. **Text-1:Chapter 3-14 to 3-16,4-9,4-10,4-14,5-1 to 5-7,5-17,6-1,6-4**	**10 Hours**
Module – 3	
Clipping,3D Geometric Transformations, Color and Illumination Models: Clipping: clipping window, normalization and viewport transformations, clipping algorithms,2D point clipping, 2D line clipping algorithms: cohen-sutherland line clipping only -polygon fill area clipping: Sutherland-Hodgeman polygon clipping algorithm only.3DGeometric Transformations: 3D translation, rotation, scaling, composite 3D transformations, other 3D transformations, affine transformations, OpenGL geometric transformations functions. Color Models: Properties of light, color models, RGB and CMY color models. Illumination Models: Light sources, basic illumination models-Ambient light, diffuse reflection, specular and phong	**10 Hours**

model, Corresponding openGL functions. **Text-1:Chapter :6-2 to 6-08 (Excluding 6-4),5-9 to 5-17(Excluding 5-15),12-1,12-2,12-4,12-6,10-1,10-3**	
Module – 4	
3D Viewing and Visible Surface Detection: 3DViewing:3D viewing concepts, 3D viewing pipeline, 3D viewing coordinate parameters , Transformation from world to viewing coordinates, Projection transformation, orthogonal projections, perspective projections, The viewport transformation and 3D screen coordinates. OpenGL 3D viewing functions. Visible Surface Detection Methods: Classification of visible surface Detection algorithms, back face detection, depth buffer method and OpenGL visibility detection functions. **Text-1:Chapter: 7-1 to 7-10(Excluding 7-7), 9-1 to 9-3, 9-14**	**10 Hours**
Module – 5	
Input& interaction, Curves and Computer Animation: Input and Interaction: Input devices, clients and servers, Display Lists, Display Lists and Modelling, Programming Event Driven Input, Menus Picking, Building Interactive Models, Animating Interactive programs, Design of Interactive programs, Logic operations .Curved surfaces, quadric surfaces, OpenGL Quadric-Surface and Cubic-Surface Functions, Bezier Spline Curves, Bezier surfaces, OpenGL curve functions. Corresponding openGL functions. **Text-1:Chapter :8-3 to 8-6 (Excluding 8-5),8-9,8-10,8-11,3-8,8-18,13-11,3-2,13-3,13-4,13-10** **Text-2:Chapter 3: 3-1 to 3.11: Input& interaction**	**10 Hours**

Course outcomes: The students should be able to:

- Design and implement algorithms for 2D graphics primitives and attributes.
- Illustrate Geometric transformations on both 2D and 3D objects.
- Apply concepts of clipping and visible surface detection in 2D and 3D viewing, and Illumination Models.
- Decide suitable hardware and software for developing graphics packages using OpenGL.

Question paper pattern:

The question paper will have TEN questions.
There will be TWO questions from each module.
Each question will have questions covering all the topics under a module.
The students will have to answer FIVE full questions, selecting ONE full question from each module.

Text Books:

1. Donald Hearn & Pauline Baker: Computer Graphics with OpenGL Version,3rd / 4th Edition, Pearson Education,2011
2. Edward Angel: Interactive Computer Graphics- A Top Down approach with OpenGL, 5th edition. Pearson Education, 2008

Reference Books:

1. James D Foley, Andries Van Dam, Steven K Feiner, John F Huges Computer graphics with OpenGL: pearson education
2. Xiang, Plastock : Computer Graphics , sham's outline series, 2nd edition, TMG.
3. Kelvin Sung, Peter Shirley, steven Baer : Interactive Computer Graphics, concepts and applications, Cengage Learning
4. M M Raiker, Computer Graphics using OpenGL, Filip learning/Elsevier

SYSTEM SOFTWARE AND COMPILER DESIGN
[As per Choice Based Credit System (CBCS) scheme]
(Effective from the academic year 2016 -2017)
SEMESTER – VI

Subject Code	15CS63	IA Marks	20
Number of Lecture Hours/Week	4	Exam Marks	80
Total Number of Lecture Hours	50	Exam Hours	03

CREDITS – 04

Course objectives: This course will enable students to

- Define System Software such as Assemblers, Loaders, Linkers and Macroprocessors
- Familiarize with source file, object file and executable file structures and libraries
- Describe the front-end and back-end phases of compiler and their importance to students

Module – 1	**Teaching Hours**
Introduction to System Software, Machine Architecture of SIC and SIC/XE. **Assemblers:** Basic assembler functions, machine dependent assembler features, machine independent assembler features, assembler design options. **Macroprocessors:** Basic macro processor functions, **Text book 1: Chapter 1: 1.1,1.2,1.3.1,1.3.2, Chapter2 : 2.1-2.4,Chapter4: 4.1.1,4.1.2**	**10 Hours**
Module – 2	
Loaders and Linkers: Basic Loader Functions**,** Machine Dependent Loader Features, Machine Independent Loader Features, Loader Design Options, Implementation Examples. **Text book 1 : Chapter 3 ,3.1 -3.5**	**10 Hours**
Module – 3	
Introduction: Language Processors, The structure of a compiler, The evaluation of programming languages, The science of building compiler, Applications of compiler technology, Programming language basics **Lexical Analysis:** The role of lexical analyzer, Input buffering, Specifications of token, recognition of tokens, lexical analyzer generator, Finite automate. **Text book 2:Chapter 1 1.1-1.6 Chapter 3 3.1 – 3.6**	**10 Hours**
Module – 4	
Syntax Analysis: Introduction, Role Of Parsers, Context Free Grammars, Writing a grammar, Top Down Parsers, Bottom-Up Parsers, Operator-Precedence Parsing **Text book 2: Chapter 4 4.1 4.2 4.3 4.4 4.5 4.6 Text book 1 : 5.1.3**	**10 Hours**
Module – 5	
Syntax Directed Translation, Intermediate code generation, Code generation **Text book 2: Chapter 5.1, 5.2, 5.3, 6.1, 6.2, 8.1, 8.2**	**10 Hours**

Course outcomes: The students should be able to:

- Explain system software such as assemblers, loaders, linkers and macroprocessors
- Design and develop lexical analyzers, parsers and code generators
- Utilize lex and yacc tools for implementing different concepts of system software

Question paper pattern:
The question paper will have TEN questions.
There will be TWO questions from each module.
Each question will have questions covering all the topics under a module.
The students will have to answer FIVE full questions, selecting ONE full question from each module.

Text Books:

1. System Software by Leland. L. Beck, D Manjula, 3rd edition, 2012
2. Compilers-Principles, Techniques and Tools by Alfred V Aho, Monica S. Lam, Ravi Sethi, Jeffrey D. Ullman. Pearson, 2nd edition, 2007

Reference Books:

1. Systems programming – Srimanta Pal , Oxford university press, 2016
2. System programming and Compiler Design, K C Louden, Cengage Learning
3. System software and operating system by D. M. Dhamdhere TMG
4. Compiler Design, K Muneeswaran, Oxford University Press 2013.

OPERATING SYSTEMS
[As per Choice Based Credit System (CBCS) scheme]
(Effective from the academic year 2016 -2017)
SEMESTER – VI

Subject Code	15CS64	IA Marks	20
Number of Lecture Hours/Week	4	Exam Marks	80
Total Number of Lecture Hours	50	Exam Hours	03

CREDITS – 04

Course objectives: This course will enable students to

- Introduce concepts and terminology used in OS
- Explain threading and multithreaded systems
- Illustrate process synchronization and concept of Deadlock
- Introduce Memory and Virtual memory management, File system and storage techniques

Module – 1	**Teaching Hours**
Introduction to operating systems, System structures: What operating systems do; Computer System organization; Computer System architecture; Operating System structure; Operating System operations; Process management; Memory management; Storage management; Protection and Security; Distributed system; Special-purpose systems; Computing environments. Operating System Services; User - Operating System interface; System calls; Types of system calls; System programs; Operating system design and implementation; Operating System structure; Virtual machines; Operating System generation; System boot. **Process Management** Process concept; Process scheduling; Operations on processes; Inter process communication	**10 Hours**
Module – 2	
Multi-threaded Programming: Overview; Multithreading models; Thread Libraries; Threading issues. Process Scheduling: Basic concepts; Scheduling Criteria; Scheduling Algorithms; Multiple-processor scheduling; Thread scheduling. **Process Synchronization:** Synchronization: The critical section problem; Peterson's solution; Synchronization hardware; Semaphores; Classical problems of synchronization; Monitors.	**10 Hours**
Module – 3	
Deadlocks : Deadlocks; System model; Deadlock characterization; Methods for handling deadlocks; Deadlock prevention; Deadlock avoidance; Deadlock detection and recovery from deadlock. **Memory Management:** Memory management strategies: Background; Swapping; Contiguous memory allocation; Paging; Structure of page table; Segmentation.	**10 Hours**
Module – 4	
Virtual Memory Management: Background; Demand paging; Copy-on-write; Page replacement; Allocation of frames; Thrashing. **File System, Implementation of File System:** File system: File concept; Access methods; Directory structure; File system mounting; File sharing; Protection: Implementing File system: File system structure; File system implementation; Directory implementation; Allocation methods; Free space management.	**10 Hours**
Module – 5	
Secondary Storage Structures, Protection: Mass storage structures; Disk	**10 Hours**

structure; Disk attachment; Disk scheduling; Disk management; Swap space management. Protection: Goals of protection, Principles of protection, Domain of protection, Access matrix, Implementation of access matrix, Access control, Revocation of access rights, Capability- Based systems. **Case Study: The Linux Operating System:** Linux history; Design principles; Kernel modules; Process management; Scheduling; Memory Management; File systems, Input and output; Inter-process communication.	

Course outcomes: The students should be able to:

- Demonstrate need for OS and different types of OS
- Apply suitable techniques for management of different resources
- Use processor, memory, storage and file system commands
- Realize the different concepts of OS in platform of usage through case studies

Question paper pattern:

The question paper will have TEN questions.
There will be TWO questions from each module.
Each question will have questions covering all the topics under a module.
The students will have to answer FIVE full questions, selecting ONE full question from each module.

Text Books:

1. Abraham Silberschatz, Peter Baer Galvin, Greg Gagne, Operating System Principles 7th edition, Wiley-India, 2006.

Reference Books

1. Ann McHoes Ida M Fylnn, Understanding Operating System, Cengage Learning, 6th Edition
2. D.M Dhamdhere, Operating Systems: A Concept Based Approach 3rd Ed, McGraw-Hill, 2013.
3. P.C.P. Bhatt, An Introduction to Operating Systems: Concepts and Practice 4th Edition, PHI(EEE), 2014.
4. William Stallings Operating Systems: Internals and Design Principles, 6th Edition, Pearson.

DATA MINING AND DATA WAREHOUSING
[As per Choice Based Credit System (CBCS) scheme]
(Effective from the academic year 2016 -2017)
SEMESTER – VI

Subject Code	15CS651	IA Marks	20
Number of Lecture Hours/Week	3	Exam Marks	80
Total Number of Lecture Hours	40	Exam Hours	03

CREDITS – 03

Course objectives: This course will enable students to

- Define multi-dimensional data models.
- Explain rules related to association, classification and clustering analysis.
- Compare and contrast between different classification and clustering algorithms

Module – 1	**Teaching Hours**
Data Warehousing & modeling: Basic Concepts: Data Warehousing: A multitier Architecture, Data warehouse models: Enterprise warehouse, Data mart and virtual warehouse, Extraction, Transformation and loading, Data Cube: A multidimensional data model, Stars, Snowflakes and Fact constellations: Schemas for multidimensional Data models, Dimensions: The role of concept Hierarchies, Measures: Their Categorization and computation, Typical OLAP Operations.	**8 Hours**
Module – 2	
Data warehouse implementation& Data mining: Efficient Data Cube computation: An overview, Indexing OLAP Data: Bitmap index and join index, Efficient processing of OLAP Queries, OLAP server Architecture ROLAP versus MOLAP Versus HOLAP. **:** Introduction: What is data mining, Challenges, Data Mining Tasks, Data: Types of Data, Data Quality, Data Preprocessing, Measures of Similarity and Dissimilarity,	**8 Hours**
Module – 3	
Association Analysis: Association Analysis: Problem Definition, Frequent Item set Generation, Rule generation. Alternative Methods for Generating Frequent Item sets, FP-Growth Algorithm, Evaluation of Association Patterns.	**8 Hours**
Module – 4	
Classification : Decision Trees Induction, Method for Comparing Classifiers, Rule Based Classifiers, Nearest Neighbor Classifiers, Bayesian Classifiers.	**8 Hours**
Module – 5	
Clustering Analysis: Overview, K-Means, Agglomerative Hierarchical Clustering, DBSCAN, Cluster Evaluation, Density-Based Clustering, Graph-Based Clustering, Scalable Clustering Algorithms.	**8 Hours**

Course outcomes: The students should be able to:

- Identify data mining problems and implement the data warehouse
- Write association rules for a given data pattern.
- Choose between classification and clustering solution.

Question paper pattern:
The question paper will have TEN questions.
There will be TWO questions from each module.
Each question will have questions covering all the topics under a module.

The students will have to answer FIVE full questions, selecting ONE full question from each module.
Text Books:
1. Pang-Ning Tan, Michael Steinbach, Vipin Kumar: Introduction to Data Mining, Pearson, First impression,2014. 2. Jiawei Han, Micheline Kamber, Jian Pei: Data Mining -Concepts and Techniques, 3rd Edition, Morgan Kaufmann Publisher, 2012.
Reference Books:
1. Sam Anahory, Dennis Murray: Data Warehousing in the Real World, Pearson,Tenth Impression,2012. 2. Michael.J.Berry,Gordon.S.Linoff: Mastering Data Mining , Wiley Edition, second edtion,2012.

SOFTWARE ARCHITECTURE AND DESIGN PATTERNS
[As per Choice Based Credit System (CBCS) scheme]
(Effective from the academic year 2016 -2017)
SEMESTER – VI

Subject Code	15CS652	IA Marks	20
Number of Lecture Hours/Week	3	Exam Marks	80
Total Number of Lecture Hours	40	Exam Hours	03

CREDITS – 03

Course objectives: This course will enable students to

- To Learn How to add functionality to designs while minimizing complexity.
- What code qualities are required to maintain to keep code flexible?
- To Understand the common design patterns.
- To explore the appropriate patterns for design problems

Module – 1	**Teaching Hours**
Introduction: what is a design pattern? describing design patterns, the catalog of design pattern, organizing the catalog, how design patterns solve design problems, how to select a design pattern, how to use a design pattern. What is object-oriented development? , key concepts of object oriented design other related concepts, benefits and drawbacks of the paradigm	**8 Hours**
Module – 2	
Analysis a System: overview of the analysis phase, stage 1: gathering the requirements functional requirements specification, defining conceptual classes and relationships, using the knowledge of the domain. Design and Implementation, discussions and further reading.	**8 Hours**
Module – 3	
Design Pattern Catalog: Structural patterns, Adapter, bridge, composite, decorator, facade, flyweight, proxy.	**8 Hours**
Module – 4	
Interactive systems and the MVC architecture: Introduction , The MVC architectural pattern, analyzing a simple drawing program , designing the system, designing of the subsystems, getting into implementation , implementing undo operation , drawing incomplete items, adding a new feature , pattern based solutions.	**8 Hours**
Module – 5	
Designing with Distributed Objects: Client server system, java remote method invocation, implementing an object oriented system on the web (discussions and further reading) a note on input and output, selection statements, loops arrays.	**8 Hours**

Course outcomes: The students should be able to:

- Design and implement codes with higher performance and lower complexity
- Be aware of code qualities needed to keep code flexible
- Experience core design principles and be able to assess the quality of a design with respect to these principles.
- Capable of applying these principles in the design of object oriented systems.
- Demonstrate an understanding of a range of design patterns. Be capable of comprehending a design presented using this vocabulary.
- Be able to select and apply suitable patterns in specific contexts

Question paper pattern:

The question paper will have TEN questions.
There will be TWO questions from each module.
Each question will have questions covering all the topics under a module.
The students will have to answer FIVE full questions, selecting ONE full question from each module.

Text Books:

1. Object-oriented analysis, design and implementation, brahma dathan, sarnath rammath, universities press,2013
2. Design patterns, erich gamma, Richard helan, Ralph johman , john vlissides ,PEARSON Publication,2013.

Reference Books:

1. Frank Bachmann, ReginеMeunier, Hans Rohnert “Pattern Oriented Software Architecture” –Volume 1, 1996.
2. William J Brown et al., "Anti-Patterns: Refactoring Software, Architectures and Projects in Crisis", John Wiley, 1998.

OPERATIONS RESEARCH
[As per Choice Based Credit System (CBCS) scheme]
(Effective from the academic year 2016 -2017)
SEMESTER – VI

Subject Code	15CS653	IA Marks	20
Number of Lecture Hours/Week	3	Exam Marks	80
Total Number of Lecture Hours	40	Exam Hours	03

CREDITS – 03

Course objectives: This course will enable students to

- Formulate optimization problem as a linear programming problem.
- Solve optimization problems using simplex method.
- Formulate and solve transportation and assignment problems.
- Apply game theory for decision making problems.

Module – 1	**Teaching Hours**
Introduction, Linear Programming: Introduction: The origin, nature and impact of OR; Defining the problem and gathering data; Formulating a mathematical model; Deriving solutions from the model; Testing the model; Preparing to apply the model; Implementation . **Introduction to Linear Programming Problem (LPP):** Prototype example, Assumptions of LPP, Formulation of LPP and Graphical method various examples.	**8 Hours**
Module – 2	
Simplex Method – 1: The essence of the simplex method; Setting up the simplex method; Types of variables, Algebra of the simplex method; the simplex method in tabular form; Tie breaking in the simplex method, Big M method, Two phase method.	**8 Hours**
Module – 3	
Simplex Method – 2: Duality Theory - The essence of duality theory, Primal dual relationship, conversion of primal to dual problem and vice versa. The dual simplex method.	**8 Hours**
Module – 4	
Transportation and Assignment Problems: The transportation problem, Initial Basic Feasible Solution (IBFS) by North West Corner Rule method, Matrix Minima Method, Vogel's Approximation Method. Optimal solution by Modified Distribution Method (MODI). The Assignment problem; A Hungarian algorithm for the assignment problem. Minimization and Maximization varieties in transportation and assignment problems.	**8 Hours**
Module – 5	
Game Theory: Game Theory: The formulation of two persons, zero sum games; saddle point, maximin and minimax principle, Solving simple games- a prototype example; Games with mixed strategies; Graphical solution procedure. **Metaheuristics:** The nature of Metaheuristics, Tabu Search, Simulated Annealing, Genetic Algorithms.	**8 Hours**

Course outcomes: The students should be able to:

- Select and apply optimization techniques for various problems.
- Model the given problem as transportation and assignment problem and solve.
- Apply game theory for decision support system.

Question paper pattern:
The question paper will have TEN questions.
There will be TWO questions from each module.
Each question will have questions covering all the topics under a module.
The students will have to answer FIVE full questions, selecting ONE full question from each module.

Text Books:

1. D.S. Hira and P.K. Gupta, Operations Research, (Revised Edition), Published by S. Chand & Company Ltd, 2014

Reference Books:

1. S Kalavathy, Operation Research, Vikas Publishing House Pvt Limited, 01-Aug-2002
2. S D Sharma, Operation Research, Kedar Nath Ram Nath Publishers.

DISTRIBUTED COMPUTING SYSTEM
[As per Choice Based Credit System (CBCS) scheme]
(Effective from the academic year 2016 -2017)
SEMESTER – VI

Subject Code	15CS654	IA Marks	20
Number of Lecture Hours/Week	3	Exam Marks	80
Total Number of Lecture Hours	40	Exam Hours	03

CREDITS – 03

Course objectives: This course will enable students to

- Explain distributed system, their characteristics, challenges and system models.
- Describe IPC mechanisms to communicate between distributed objects
- Illustrate the operating system support and File Service architecture in a distributed system
- Analyze the fundamental concepts, algorithms related to synchronization.

Module – 1	**Teaching Hours**
Characterization of Distributed Systems: Introduction, Examples of DS, Resource sharing and the Web, Challenges **System Models:** Architectural Models, Fundamental Models	**8 Hours**
Module – 2	
Inter Process Communication: Introduction, API for Internet Protocols, External Data Representation and Marshalling, Client – Server Communication, Group Communication **Distributed Objects and RMI:** Introduction, Communication between Distributed Objects, RPC, Events and Notifications	**8 Hours**
Module – 3	
Operating System Support: Introduction, The OS layer, Protection, Processes and Threads, Communication and Invocation , Operating system architecture **Distributed File Systems:** Introduction, File Service architecture, Sun Network File System	**8 Hours**
Module – 4	
Time and Global States: Introduction, Clocks, events and process status, Synchronizing physical clocks, Logical time and logical clocks, Global states **Coordination and Agreement:** Introduction, Distributed mutual exclusion, Elections	**8 Hours**
Module – 5	
Distributed Transactions: Introduction, Flat and nested distributed transactions, Atomic commit protocols, Concurrency control in distributed transactions, distributed deadlocks	**8 Hours**

Course outcomes: The students should be able to:

- Explain the characteristics of a distributed system along with its and design challenges
- Illustrate the mechanism of IPC between distributed objects
- Describe the distributed file service architecture and the important characteristics of SUN NFS.
- Discuss concurrency control algorithms applied in distributed transactions

Question paper pattern:
The question paper will have TEN questions.

There will be TWO questions from each module.
Each question will have questions covering all the topics under a module.
The students will have to answer FIVE full questions, selecting ONE full question from each module.

Text Books:

1. George Coulouris, Jean Dollimore and Tim Kindberg: Distributed Systems – Concepts and Design, 5th Edition, Pearson Publications, 2009

Reference Books:

1. Andrew S Tanenbaum: Distributed Operating Systems, 3rd edition, Pearson publication, 2007
2. Ajay D. Kshemkalyani and Mukesh Singhal, Distributed Computing: Principles, Algorithms and Systems, Cambridge University Press, 2008
3. Sunita Mahajan, Seema Shan, " Distributed Computing", Oxford University Press,2015

SYSTEM SOFTWARE AND OPERATING SYSTEM LABORATORY
[As per Choice Based Credit System (CBCS) scheme]
(Effective from the academic year 2016 -2017)
SEMESTER – VI

Subject Code	15CSL67	IA Marks	20
Number of Lecture Hours/Week	01I + 02P	Exam Marks	80
Total Number of Lecture Hours	40	Exam Hours	03

CREDITS – 02

Course objectives: This course will enable students to

- To make students familiar with Lexical Analysis and Syntax Analysis phases of Compiler Design and implement programs on these phases using LEX & YACC tools and/or C/C++/Java
- To enable students to learn different types of CPU scheduling algorithms used in operating system.
- To make students able to implement memory management - page replacement and deadlock handling algorithms

Description (If any):

Exercises to be prepared with minimum three files (Where ever necessary):

i. Header file.
ii. Implementation file.
iii. Application file where main function will be present.

The idea behind using three files is to differentiate between the developer and user sides. In the developer side, all the three files could be made visible. For the user side only header file and application files could be made visible, which means that the object code of the implementation file could be given to the user along with the interface given in the header file, hiding the source file, if required. Avoid I/O operations (printf/scanf) and use ***data input file*** where ever it is possible

Lab Experiments:

1.
   a) Write a LEX program to recognize valid ***arithmetic expression.*** Identifiers in the expression could be only integers and operators could be + and *. Count the identifiers & operators present and print them separately.

   b) Write YACC program to evaluate ***arithmetic expression*** involving operators: +, -, *, and /

2. Develop, Implement and Execute a program using YACC tool to recognize all strings ending with ***b*** preceded by ***n a's*** using the grammar $a^n b$ (note: input ***n*** value)

3. Design, develop and implement YACC/C program to construct ***Predictive / LL(1) Parsing Table*** for the grammar rules: $A \rightarrow aBa$, $B \rightarrow bB \mid \varepsilon$. Use this table to parse the sentence: ***abba$***

4. Design, develop and implement YACC/C program to demonstrate ***Shift Reduce Parsing*** technique for the grammar rules: $E \rightarrow E+T \mid T$, $T \rightarrow T*F \mid F$, $F \rightarrow (E) \mid id$ and parse the sentence: ***id + id * id***.
5. Design, develop and implement a C/Java program to generate the machine code using

Triples for the statement ***A = -B * (C +D)*** whose intermediate code in three-address form:

T1 = -B
T2 = C + D
T3 = T1 + T2
A = T3

6. a) Write a LEX program to eliminate ***comment lines*** in a ***C*** program and copy the resulting program into a separate file.
   b) Write YACC program to recognize valid ***identifier, operators and keywords*** in the given text (*C program*) file.
7. Design, develop and implement a C/C++/Java program to simulate the working of Shortest remaining time and Round Robin (RR) scheduling algorithms. Experiment with different quantum sizes for RR algorithm.
8. Design, develop and implement a C/C++/Java program to implement Banker's algorithm. Assume suitable input required to demonstrate the results.
9. Design, develop and implement a C/C++/Java program to implement page replacement algorithms LRU and FIFO. Assume suitable input required to demonstrate the results.

Study Experiment / Project:

NIL

Course outcomes: The students should be able to:

- Implement and demonstrate Lexer's and Parser's
- Evaluate different algorithms required for management, scheduling, allocation and communication used in operating system.

Conduction of Practical Examination:

- All laboratory experiments are to be included for practical examination.
- Students are allowed to pick one experiment from the lot.
- Strictly follow the instructions as printed on the cover page of answer script
- Marks distribution: Procedure + Conduction + Viva:**20 + 50 +10 (80)**
- **Change of experiment is allowed only once and marks allotted to the procedure part to be made zero**

COMPUTER GRAPHICS LABORATORY WITH MINI PROJECT
[As per Choice Based Credit System (CBCS) scheme]
(Effective from the academic year 2016 -2017)
SEMESTER – VI

Subject Code	15CSL68	IA Marks	20
Number of Lecture Hours/Week	01I + 02P	Exam Marks	80
Total Number of Lecture Hours	40	Exam Hours	03

CREDITS – 02

Course objectives: This course will enable students to

- Demonstrate simple algorithms using OpenGL Graphics Primitives and attributes.
- Implementation of line drawing and clipping algorithms using OpenGL functions
- Design and implementation of algorithms Geometric transformations on both 2D and 3D objects.

Description (If any):

--

Lab Experiments:

PART A

Design, develop, and implement the following programs using OpenGL API

1. Implement Brenham's line drawing algorithm for all types of slope.
   Refer:Text-1: Chapter 3.5
   Refer:Text-2: Chapter 8
2. Create and rotate a triangle about the origin and a fixed point.
   Refer:Text-1: Chapter 5-4
3. Draw a colour cube and spin it using OpenGL transformation matrices.
   Refer:Text-2: Modelling a Coloured Cube
4. Draw a color cube and allow the user to move the camera suitably to experiment with perspective viewing.
   Refer:Text-2: Topic: Positioning of Camera
5. Clip a lines using Cohen-Sutherland algorithm
   Refer:Text-1: Chapter 6.7
   Refer:Text-2: Chapter 8
6. To draw a simple shaded scene consisting of a tea pot on a table. Define suitably the position and properties of the light source along with the properties of the surfaces of the solid object used in the scene.
   Refer:Text-2: Topic: Lighting and Shading
7. Design, develop and implement recursively subdivide a tetrahedron to form 3D sierpinski gasket. The number of recursive steps is to be specified by the user.
   Refer: Text-2: Topic: sierpinski gasket.
8. Develop a menu driven program to animate a flag using Bezier Curve algorithm
   Refer: Text-1: Chapter 8-10
9. Develop a menu driven program to fill the polygon using scan line algorithm

Project:

PART –B (MINI-PROJECT) :

Student should develop mini project on the topics mentioned below or similar applications using Open GL API. Consider all types of attributes like color, thickness, styles, font, background, speed etc., while doing mini project.

(**During the practical exam: the students should demonstrate and answer Viva-Voce**)

Sample Topics:

Simulation of concepts of OS, Data structures, algorithms etc.

Course outcomes: The students should be able to:

- Apply the concepts of computer graphics
- Implement computer graphics applications using OpenGL
- Animate real world problems using OpenGL

Conduction of Practical Examination:

1. All laboratory experiments from part A are to be included for practical examination.
2. Mini project has to be evaluated for 30 Marks as per 6(b).
3. Report should be prepared in a standard format prescribed for project work.
4. Students are allowed to pick one experiment from the lot.
5. Strictly follow the instructions as printed on the cover page of answer script.
6. Marks distribution:
   a) Part A: Procedure + Conduction + Viva:10 + 35 +5 =50 Marks
   b) Part B: Demonstration + Report + Viva voce = 15+10+05 = 30 Marks
7. Change of experiment is allowed only once and marks allotted to the procedure part to be made zero.

Reference books:

1. Donald Hearn & Pauline Baker: Computer Graphics-OpenGL Version,3rd Edition, Pearson Education,2011
2. Edward Angel: Interactive computer graphics- A Top Down approach with OpenGL, 5th edition. Pearson Education, 2011
3. M M Raikar, Computer Graphics using OpenGL, Fillip Learning / Elsevier, Bangalore / New Delhi (2013)

WEB TECHNOLOGY AND ITS APPLICATIONS
[As per Choice Based Credit System (CBCS) scheme]
(Effective from the academic year 2016 -2017)
SEMESTER – VII

Subject Code	**15CS71**	IA Marks	20
Number of Lecture Hours/Week	04	Exam Marks	80
Total Number of Lecture Hours	50	Exam Hours	03

CREDITS – 04

Course Objectives: This course will enable students to

- Illustrate the Semantic Structure of HTML and CSS
- Compose forms and tables using HTML and CSS
- Design Client-Side programs using JavaScript and Server-Side programs using PHP
- Infer Object Oriented Programming capabilities of PHP
- Examine JavaScript frameworks such as jQuery and Backbone

Module – 1	**Teaching Hours**
Introduction to HTML, What is HTML and Where did it come from?, HTML Syntax, Semantic Markup, Structure of HTML Documents, Quick Tour of HTML Elements, HTML5 Semantic Structure Elements, Introduction to CSS, What is CSS, CSS Syntax, Location of Styles, Selectors, The Cascade: How Styles Interact, The Box Model, CSS Text Styling.	**10 Hours**
Module – 2	
HTML Tables and Forms, Introducing Tables, Styling Tables, Introducing Forms, Form Control Elements, Table and Form Accessibility, Microformats, Advanced CSS: Layout, Normal Flow, Positioning Elements, Floating Elements, Constructing Multicolumn Layouts, Approaches to CSS Layout, Responsive Design, CSS Frameworks.	**10 Hours**
Module – 3	
JavaScript: Client-Side Scripting, What is JavaScript and What can it do?, JavaScript Design Principles, Where does JavaScript Go?, Syntax, JavaScript Objects, The Document Object Model (DOM), JavaScript Events, Forms, Introduction to Server-Side Development with PHP, What is Server-Side Development, A Web Server's Responsibilities, Quick Tour of PHP, Program Control, Functions	**10 Hours**
Module – 4	
PHP Arrays and Superglobals, Arrays, $_GET and $_POST Superglobal Arrays, $_SERVER Array, $_Files Array, Reading/Writing Files, PHP Classes and Objects, Object-Oriented Overview, Classes and Objects in PHP, Object Oriented Design, Error Handling and Validation, What are Errors and Exceptions?, PHP Error Reporting, PHP Error and Exception Handling	**10 Hours**
Module – 5	
Managing State, The Problem of State in Web Applications, Passing Information via Query Strings, Passing Information via the URL Path, Cookies, Serialization, Session State, HTML5 Web Storage, Caching, Advanced JavaScript and jQuery, JavaScript Pseudo-Classes, jQuery Foundations, AJAX, Asynchronous File Transmission, Animation, Backbone MVC Frameworks, XML Processing and Web Services, XML Processing, JSON, Overview of Web Services.	**10 Hours**

Course Outcomes: After studying this course, students will be able to

- Adapt HTML and CSS syntax and semantics to build web pages.

- Construct and visually format tables and forms using HTML and CSS
- Develop Client-Side Scripts using JavaScript and Server-Side Scripts using PHP to generate and display the contents dynamically.
- Appraise the principles of object oriented development using PHP
- Inspect JavaScript frameworks like jQuery and Backbone which facilitates developer to focus on core features.

Question paper pattern:

The question paper will have ten questions.
There will be 2 questions from each module.
Each question will have questions covering all the topics under a module.
The students will have to answer 5 full questions, selecting one full question from each module.

Text Books:

1. Randy Connolly, Ricardo Hoar, **"Fundamentals of Web Development",** 1st Edition, Pearson Education India. (**ISBN:**978-9332575271)

Reference Books:

1) Robin Nixon, **"Learning PHP, MySQL &JavaScript with jQuery, CSS and HTML5",** 4th Edition, O'Reilly Publications, 2015. (**ISBN:**978-9352130153)
2) Luke Welling, Laura Thomson, **"PHP and MySQL Web Development",** 5th Edition, Pearson Education, 2016. (**ISBN:**978-9332582736)
3) Nicholas C Zakas, **"Professional JavaScript for Web Developers",** 3rd Edition, Wrox/Wiley India, 2012. (**ISBN:**978-8126535088)
4) David Sawyer Mcfarland, **"JavaScript & jQuery: The Missing Manual",** 1st Edition, O'Reilly/Shroff Publishers & Distributors Pvt Ltd, 2014 (**ISBN:**978-9351108078)
5) Zak Ruvalcaba Anne Boehm, **"Murach's HTML5 and CSS3"**, 3rd Edition, Murachs/Shroff Publishers & Distributors Pvt Ltd, 2016. (**ISBN:**978-9352133246)

ADVANCED COMPUTER ARCHITECTURES
[As per Choice Based Credit System (CBCS) scheme]
(Effective from the academic year 2016 -2017)
SEMESTER – VII

Subject Code	15CS72	IA Marks	20
Number of Lecture Hours/Week	4	Exam Marks	80
Total Number of Lecture Hours	50	Exam Hours	03

CREDITS – 04

Course objectives: This course will enable students to

- Describe computer architecture.
- Measure the performance of architectures in terms of right parameters.
- Summarize parallel architecture and the software used for them.

Module – 1	**Teaching Hours**
Theory of Parallelism: Parallel Computer Models, The State of Computing, Multiprocessors and Multicomputer ,Multivector and SIMD Computers ,PRAM and VLSI Models, Program and Network Properties ,Conditions of Parallelism, Program Partitioning and Scheduling, Program Flow Mechanisms, System Interconnect Architectures, Principles of Scalable Performance, Performance Metrics and Measures, Parallel Processing Applications, Speedup Performance Laws, Scalability Analysis and Approaches.	**10 Hours**
Module – 2	
Hardware Technologies: Processors and Memory Hierarchy, Advanced Processor Technology, Superscalar and Vector Processors, Memory Hierarchy Technology, Virtual Memory Technology.	**10 Hours**
Module – 3	
Bus, Cache, and Shared Memory ,Bus Systems ,Cache Memory Organizations ,Shared Memory Organizations ,Sequential and Weak Consistency Models ,Pipelining and Superscalar Techniques ,Linear Pipeline Processors ,Nonlinear Pipeline Processors ,Instruction Pipeline Design ,Arithmetic Pipeline Design (Upto 6.4).	**10 Hours**
Module – 4	
Parallel and Scalable Architectures: Multiprocessors and Multicomputers ,Multiprocessor System Interconnects, Cache Coherence and Synchronization Mechanisms, Three Generations of Multicomputers ,Message-Passing Mechanisms ,Multivector and SIMD Computers ,Vector Processing Principles ,Multivector Multiprocessors ,Compound Vector Processing ,SIMD Computer Organizations (Upto 8.4),Scalable, Multithreaded, and Dataflow Architectures, Latency-Hiding Techniques, Principles of Multithreading, Fine-Grain Multicomputers, Scalable and Multithreaded Architectures, Dataflow and Hybrid Architectures.	**10 Hours**
Module – 5	
Software for parallel programming: Parallel Models, Languages, and Compilers ,Parallel Programming Models, Parallel Languages and Compilers ,Dependence Analysis of Data Arrays ,Parallel Program Development and Environments, Synchronization and Multiprocessing Modes. Instruction and System Level Parallelism, Instruction Level Parallelism ,Computer Architecture ,Contents, Basic Design Issues ,Problem Definition ,Model of a Typical Processor ,Compiler-detected Instruction Level Parallelism ,Operand Forwarding ,Reorder	**10 Hours**

Buffer, Register Renaming ,Tomasulo's Algorithm ,Branch Prediction, Limitations in Exploiting Instruction Level Parallelism ,Thread Level Parallelism.	

Course outcomes: The students should be able to:

- Explain the concepts of parallel computing and hardware technologies
- Compare and contrast the parallel architectures
- Illustrate parallel programming concepts

Question paper pattern

The question paper will have ten questions.
There will be 2 questions from each module.
Each question will have questions covering all the topics under a module.
The students will have to answer 5 full questions, selecting one full question from each module.

Text Books:

1. Kai Hwang and Naresh Jotwani, Advanced Computer Architecture (SIE): Parallelism, Scalability, Programmability, McGraw Hill Education 3/e. 2015

Reference Books:

1. John L. Hennessy and David A. Patterson, Computer Architecture: A quantitative approach, 5th edition, Morgan Kaufmann Elseveir, 2013

MACHINE LEARNING
[As per Choice Based Credit System (CBCS) scheme]
(Effective from the academic year 2016 -2017)
SEMESTER – VII

Subject Code	15CS73	IA Marks	20
Number of Lecture Hours/Week	03	Exam Marks	80
Total Number of Lecture Hours	50	Exam Hours	03

CREDITS – 04

Course Objectives: This course will enable students to

- Define machine learning and problems relevant to machine learning.
- Differentiate supervised, unsupervised and reinforcement learning
- Apply neural networks, Bayes classifier and k nearest neighbor, for problems appear in machine learning.
- Perform statistical analysis of machine learning techniques.

Module – 1	**Teaching Hours**
Introduction: Well posed learning problems, Designing a Learning system, Perspective and Issues in Machine Learning. **Concept Learning:** Concept learning task, Concept learning as search, Find-S algorithm, Version space, Candidate Elimination algorithm, Inductive Bias. **Text Book1, Sections: 1.1 – 1.3, 2.1-2.5, 2.7**	**10 Hours**
Module – 2	
Decision Tree Learning: Decision tree representation, Appropriate problems for decision tree learning, Basic decision tree learning algorithm, hypothesis space search in decision tree learning, Inductive bias in decision tree learning, Issues in decision tree learning. **Text Book1, Sections: 3.1-3.7**	**10 Hours**
Module – 3	
Artificial Neural Networks: Introduction, Neural Network representation, Appropriate problems, Perceptrons, Backpropagation algorithm. **Text book 1, Sections: 4.1 – 4.6**	**08 Hours**
Module – 4	
Bayesian Learning: Introduction, Bayes theorem, Bayes theorem and concept learning, ML and LS error hypothesis, ML for predicting probabilities, MDL principle, Naive Bayes classifier, Bayesian belief networks, EM algorithm **Text book 1, Sections: 6.1 – 6.6, 6.9, 6.11, 6.12**	**10 Hours**
Module – 5	
Evaluating Hypothesis: Motivation, Estimating hypothesis accuracy, Basics of sampling theorem, General approach for deriving confidence intervals, Difference in error of two hypothesis, Comparing learning algorithms. **Instance Based Learning:** Introduction, k-nearest neighbor learning, locally weighted regression, radial basis function, cased-based reasoning, **Reinforcement Learning:** Introduction, Learning Task, Q Learning **Text book 1, Sections: 5.1-5.6, 8.1-8.5, 13.1-13.3**	**12 Hours**

Course Outcomes: After studying this course, students will be able to

- Identify the problems for machine learning. And select the either supervised,

unsupersvised or reinforcement learning.

- Explain theory of probability and statistics related to machine learning
- Investigate concept learning, ANN, Bayes classifier, k nearest neighbor, Q,

Question paper pattern:

The question paper will have ten questions.
There will be 2 questions from each module.
Each question will have questions covering all the topics under a module.
The students will have to answer 5 full questions, selecting one full question from each module.

Text Books:

1. Tom M. Mitchell, Machine Learning**,** India Edition 2013, McGraw Hill Education.

Reference Books:

1. Trevor Hastie, Robert Tibshirani, Jerome Friedman, h The Elements of Statistical Learning, 2nd edition, springer series in statistics.
2. Ethem Alpaydın, Introduction to machine learning, second edition, MIT press.

NATURAL LANGUAGE PROCESSING
[As per Choice Based Credit System (CBCS) scheme]
(Effective from the academic year 2016 -2017)
SEMESTER – VII

Subject Code	15CS741	IA Marks	20
Number of Lecture Hours/Week	3	Exam Marks	80
Total Number of Lecture Hours	40	Exam Hours	03

CREDITS – 03

Course objectives: This course will enable students to

- Learn the techniques in natural language processing.
- Be familiar with the natural language generation.
- Be exposed to Text Mining.
- Understand the information retrieval techniques

Module – 1	**Teaching Hours**
Overview and language modeling: Overview: Origins and challenges of NLP-Language and Grammar-Processing Indian Languages- NLP Applications-Information Retrieval. Language Modeling: Various Grammar- based Language Models-Statistical Language Model.	**8 Hours**
Module – 2	
Word level and syntactic analysis: Word Level Analysis: Regular Expressions-Finite-State Automata-Morphological Parsing-Spelling Error Detection and correction-Words and Word classes-Part-of Speech Tagging. Syntactic Analysis: Context-free Grammar-Constituency- Parsing-Probabilistic Parsing.	**8 Hours**
Module – 3	
Extracting Relations from Text: From Word Sequences to Dependency Paths: Introduction, Subsequence Kernels for Relation Extraction, A Dependency-Path Kernel for Relation Extraction and Experimental Evaluation. **Mining Diagnostic Text Reports by Learning to Annotate Knowledge Roles:** Introduction, Domain Knowledge and Knowledge Roles, Frame Semantics and Semantic Role Labeling, Learning to Annotate Cases with Knowledge Roles and Evaluations. **A Case Study in Natural Language Based Web Search:** InFact System Overview, The GlobalSecurity.org Experience.	**8 Hours**
Module – 4	
Evaluating Self-Explanations in iSTART: Word Matching, Latent Semantic Analysis, and Topic Models: Introduction, iSTART: Feedback Systems, iSTART: Evaluation of Feedback Systems, **Textual Signatures: Identifying Text-Types Using Latent Semantic Analysis to Measure the Cohesion of Text Structures:** Introduction, Cohesion, Coh-Metrix, Approaches to Analyzing Texts, Latent Semantic Analysis, Predictions, Results of Experiments. **Automatic Document Separation: A Combination of Probabilistic Classification and Finite-State Sequence Modeling:** Introduction, Related Work, Data Preparation, Document Separation as a Sequence Mapping Problem, Results. **Evolving Explanatory Novel Patterns for Semantically-Based Text Mining:** Related Work, A Semantically Guided Model for Effective Text Mining.	**8 Hours**

Module – 5

INFORMATION RETRIEVAL AND LEXICAL RESOURCES: Information Retrieval: Design features of Information Retrieval Systems-Classical, Non classical, Alternative Models of Information Retrieval – valuation Lexical Resources: World Net-Frame Net- Stemmers-POS Tagger- Research Corpora.	**8 Hours**

Course outcomes: The students should be able to:

- Analyze the natural language text.
- Generate the natural language.
- Do Text mining.
- Apply information retrieval techniques.

Question paper pattern:

The question paper will have ten questions.
There will be 2 questions from each module.
Each question will have questions covering all the topics under a module.
The students will have to answer 5 full questions, selecting one full question from each module.

Text Books:

1. Tanveer Siddiqui, U.S. Tiwary, "Natural Language Processing and Information Retrieval", Oxford University Press, 2008.
2. Anne Kao and Stephen R. Poteet (Eds), "Natural LanguageProcessing and Text Mining", Springer-Verlag London Limited 2007.

Reference Books:

1. Daniel Jurafsky and James H Martin, "Speech and Language Processing: Anintroduction to Natural Language Processing, Computational Linguistics and SpeechRecognition", 2nd Edition, Prentice Hall, 2008.
2. James Allen, "Natural Language Understanding", 2nd edition, Benjamin/Cummingspublishing company, 1995.
3. Gerald J. Kowalski and Mark.T. Maybury, "Information Storage and Retrieval systems", Kluwer academic Publishers, 2000.

CLOUD COMPUTING AND ITS APPLICATIONS
[As per Choice Based Credit System (CBCS) scheme]
(Effective from the academic year 2016 -2017)
SEMESTER – VII

Subject Code	15CS742	IA Marks	20
Number of Lecture Hours/Week	3	Exam Marks	80
Total Number of Lecture Hours	40	Exam Hours	03

CREDITS – 03

Course objectives: This course will enable students to

- Explain the fundamentals of cloud computing
- Illustrate the cloud application programming and aneka platform
- Contrast different cloud platforms used in industry

Module – 1	**Teaching Hours**
Introduction ,Cloud Computing at a Glance, The Vision of Cloud Computing, Defining a Cloud, A Closer Look, Cloud Computing Reference Model, Characteristics and Benefits, Challenges Ahead, Historical Developments, Distributed Systems, Virtualization, Web 2.0, Service-Oriented Computing, Utility-Oriented Computing, Building Cloud Computing Environments, Application Development, Infrastructure and System Development, Computing Platforms and Technologies, Amazon Web Services (AWS), Google AppEngine, Microsoft Azure, Hadoop, Force.com and Salesforce.com, Manjrasoft Aneka Virtualization, Introduction, Characteristics of Virtualized, Environments Taxonomy of Virtualization Techniques, Execution Virtualization, Other Types of Virtualization, Virtualization and Cloud Computing, Pros and Cons of Virtualization, Technology Examples Xen: Paravirtualization, VMware: Full Virtualization, Microsoft Hyper-V	**8 Hours**
Module – 2	
Cloud Computing Architecture, Introduction, Cloud Reference Model, Architecture, Infrastructure / Hardware as a Service, Platform as a Service, Software as a Service, Types of Clouds, Public Clouds, Private Clouds, Hybrid Clouds, Community Clouds, Economics of the Cloud, Open Challenges, Cloud Definition, Cloud Interoperability and Standards Scalability and Fault Tolerance Security, Trust, and Privacy Organizational Aspects Aneka: Cloud Application Platform, Framework Overview, Anatomy of the Aneka Container, From the Ground Up: Platform Abstraction Layer, Fabric Services, foundation Services, Application Services, Building Aneka Clouds, Infrastructure Organization, Logical Organization, Private Cloud Deployment Mode, Public Cloud Deployment Mode, Hybrid Cloud Deployment Mode, Cloud Programming and Management, Aneka SDK, Management Tools	**8 Hours**
Module – 3	
Concurrent Computing: Thread Programming, Introducing Parallelism for Single Machine Computation, Programming Applications with Threads, What is a Thread?, Thread APIs, Techniques for Parallel Computation with Threads, Multithreading with Aneka, Introducing the Thread Programming Model, Aneka Thread vs. Common Threads, Programming Applications with Aneka Threads, Aneka Threads Application Model, Domain Decomposition: Matrix	**8 Hours**

Multiplication, Functional Decomposition: Sine, Cosine, and Tangent. High-Throughput Computing: Task Programming, Task Computing, Characterizing a Task, Computing Categories, Frameworks for Task Computing, Task-based Application Models, Embarrassingly Parallel Applications, Parameter Sweep Applications, MPI Applications, Workflow Applications with Task Dependencies, Aneka Task-Based Programming, Task Programming Model, Developing Applications with the Task Model, Developing Parameter Sweep Application, Managing Workflows.	
Module – 4	
Data Intensive Computing: Map-Reduce Programming, What is Data-Intensive Computing?, Characterizing Data-Intensive Computations, Challenges Ahead, Historical Perspective, Technologies for Data-Intensive Computing, Storage Systems, Programming Platforms, Aneka MapReduce Programming, Introducing the MapReduce Programming Model, Example Application	**8 Hours**
Module – 5	
Cloud Platforms in Industry, Amazon Web Services, Compute Services, Storage Services, Communication Services, Additional Services, Google AppEngine, Architecture and Core Concepts, Application Life-Cycle, Cost Model, Observations, Microsoft Azure, Azure Core Concepts, SQL Azure, Windows Azure Platform Appliance. Cloud Applications Scientific Applications, Healthcare: ECG Analysis in the Cloud, Biology: Protein Structure Prediction, Biology: Gene Expression Data Analysis for Cancer Diagnosis, Geoscience: Satellite Image Processing, Business and Consumer Applications, CRM and ERP, Productivity, Social Networking, Media Applications, Multiplayer Online Gaming.	**8 Hours**
Course outcomes: The students should be able to:	
• Explain cloud computing, virtualization and classify services of cloud computing • Illustrate architecture and programming in cloud • Describe the platforms for development of cloud applications and List the application of cloud.	
Question paper pattern: The question paper will have ten questions. There will be 2 questions from each module. Each question will have questions covering all the topics under a module. The students will have to answer 5 full questions, selecting one full question from each module.	
Text Books: 1. Rajkumar Buyya, Christian Vecchiola, and Thamarai Selvi Mastering Cloud. Computing McGraw Hill Education	
Reference Books:	
1. Dan C. Marinescu, Cloud Computing Theory and Practice, Morgan Kaufmann, Elsevier 2013.	

INFORMATION AND NETWORK SECURITY
[As per Choice Based Credit System (CBCS) scheme]
(Effective from the academic year 2016 -2017)
SEMESTER – VII

Subject Code	15CS743	IA Marks	20
Number of Lecture Hours/Week	3	Exam Marks	80
Total Number of Lecture Hours	40	Exam Hours	03

CREDITS – 03

Course objectives: This course will enable students to

- Analyze the cryptographic processes.
- Summarize the digital security process.
- Indicate the location of a security process in the given system

Module – 1	**Teaching Hours**
Introduction. How to Speak Crypto. Classic Crypto. Simple Substitution Cipher. Cryptanalysis of a Simple Substitution. Definition of Secure. Double Transposition Cipher. One-time Pad. Project VENONA. Codebook Cipher. Ciphers of the Election of 1876. Modern Crypto History. Taxonomy of Cryptography. Taxonomy of Cryptanalysis.	**8 Hours**
Module – 2.	
What is a Hash Function? The Birthday Problem.Non-cryptographic Hashes. Tiger Hash. HMAC. Uses of Hash Functions. Online Bids. Spam Reduction. Other Crypto-Related Topics. Secret Sharing. Key Escrow. Random Numbers. Texas Hold 'em Poker. Generating Random Bits. Information Hiding.	**8 Hours**
Module – 3	
Random number generation Providing freshness Fundamentals of entity authentication Passwords Dynamic password schemes Zero-knowledge mechanisms Further reading Cryptographic Protocols Protocol basics From objectives to a protocol Analysing a simple protocol Authentication and key establishment protocols	**8 Hours**
Module – 4	
Key management fundamentals Key lengths and lifetimes Key generation Key establishment Key storage Key usage Governing key management Public-Key Management Certification of public keys The certificate lifecycle Public-key management models Alternative approaches	**8 Hours**
Module – 5	
Cryptographic Applications Cryptography on the Internet Cryptography for wireless local area networks Cryptography for mobile telecommunications Cryptography for secure payment card transactions Cryptography for video broadcasting Cryptography for identity cards Cryptography for home users	**8 Hours**

Course outcomes: The students should be able to:

- Analyze the Digitals security lapses
- Illustrate the need of key management

Question paper pattern:
The question paper will have ten questions.
There will be 2 questions from each module.
Each question will have questions covering all the topics under a module.
The students will have to answer 5 full questions, selecting one full question from each module.

Text Books:

1. Information Security: Principles and Practice, 2nd Edition by Mark Stamp Wiley
2. Everyday Cryptography: Fundamental Principles and Applications Keith M. Martin Oxford Scholarship Online: December 2013

Reference Books:

1. Applied Cryptography Protocols, Algorithms, and Source Code in C by Bruce Schneier

UNIX SYSTEM PROGRAMMING
[As per Choice Based Credit System (CBCS) scheme]
(Effective from the academic year 2016 -2017)
SEMESTER – VII

Subject Code	15CS744	IA Marks	20
Number of Lecture Hours/Week	3	Exam Marks	80
Total Number of Lecture Hours	40	Exam Hours	03

CREDITS – 03

Course objectives: This course will enable students to

- Explain the fundamental design of the unix operating system
- Familiarize with the systems calls provided in the unix environment
- Design and build an application/service over the unix operating system

Module – 1	**Teaching Hours**
Introduction: UNIX and ANSI Standards: The ANSI C Standard, The ANSI/ISO C++ Standards, Difference between ANSI C and C++, The POSIX Standards, The POSIX.1 FIPS Standard, The X/Open Standards. UNIX and POSIX APIs: The POSIX APIs, The UNIX and POSIX Development Environment, API Common Characteristics.	**8 Hours**
Module – 2	
UNIX Files and APIs: File Types, The UNIX and POSIX File System, The UNIX and POSIX File Attributes, Inodes in UNIX System V, Application Program Interface to Files, UNIX Kernel Support for Files, Relationship of C Stream Pointers and File Descriptors, Directory Files, Hard and Symbolic Links. UNIX File APIs: General File APIs, File and Record Locking, Directory File APIs, Device File APIs, FIFO File APIs, Symbolic Link File APIs.	**8 Hours**
Module – 3	
UNIX Processes and Process Control: The Environment of a UNIX Process: Introduction, main function, Process Termination, Command-Line Arguments, Environment List, Memory Layout of a C Program, Shared Libraries, Memory Allocation, Environment Variables, setjmp and longjmp Functions, getrlimit, setrlimit Functions, UNIX Kernel Support for Processes. Process Control: Introduction, Process Identifiers, fork, vfork, exit, wait, waitpid, wait3, wait4 Functions, Race Conditions, exec Functions, Changing User IDs and Group IDs, Interpreter Files, system Function, Process Accounting, User Identification, Process Times, I/O Redirection. Process Relationships: Introduction, Terminal Logins, Network Logins, Process Groups, Sessions, Controlling Terminal, tcgetpgrp and tcsetpgrp Functions, Job Control, Shell Execution of Programs, Orphaned Process Groups.	**8 Hours**
Module – 4	
Signals and Daemon Processes: Signals: The UNIX Kernel Support for Signals, signal, Signal Mask, sigaction, The SIGCHLD Signal and the waitpid Function, The sigsetjmp and siglongjmp Functions, Kill, Alarm, Interval Timers, POSIX.lb Timers. Daemon Processes: Introduction, Daemon Characteristics, Coding Rules, Error Logging, Client-Server Model.	**8 Hours**
Module – 5	
Interprocess Communication : Overview of IPC Methods, Pipes, popen, pclose Functions, Coprocesses, FIFOs, System V IPC, Message Queues, Semaphores.	**8 Hours**

Shared Memory, Client-Server Properties, Stream Pipes, Passing File Descriptors, An Open Server-Version 1, Client-Server Connection Functions.	

Course outcomes: The students should be able to:

- Ability to understand and reason out the working of Unix Systems
- Build an application/service over a Unix system.

Question paper pattern:

The question paper will have ten questions.
There will be 2 questions from each module.
Each question will have questions covering all the topics under a module.
The students will have to answer 5 full questions, selecting one full question from each module.

Text Books:

1. Unix System Programming Using C++ - Terrence Chan, PHI, 1999.
2. Advanced Programming in the UNIX Environment - W.Richard Stevens, Stephen A. Rago, 3nd Edition, Pearson Education / PHI, 2005.

Reference Books:

1. Advanced Unix Programming- Marc J. Rochkind, 2nd Edition, Pearson Education, 2005.
2. The Design of the UNIX Operating System - Maurice.J.Bach, Pearson Education / PHI, 1987.
3. Unix Internals - Uresh Vahalia, Pearson Education, 2001.

SOFT AND EVOLUTIONARY COMPUTING
[As per Choice Based Credit System (CBCS) scheme]
(Effective from the academic year 2016 -2017)
SEMESTER – VII

Subject Code	15CS751	IA Marks	20
Number of Lecture Hours/Week	3	Exam Marks	80
Total Number of Lecture Hours	40	Exam Hours	03

CREDITS – 03

Course objectives: This course will enable students to

- Familiarize with the basic concept of soft computing and intelligent systems
- Compare with various intelligent systems
- Analyze the various soft computing techniques

Module – 1	**Teaching Hours**
Introduction to soft computing: ANN, FS,GA, SI, ES, Comparing among intelligent systems ANN: introduction, biological inspiration, BNN&ANN, classification, first Generation NN, perceptron, illustrative problems **Text Book 1: Chapter1: 1.1-1.8, Chapter2: 2.1-2.6**	**8 Hours**
Module – 2	
Adaline, Medaline, ANN: (2nd generation), introduction, BPN, KNN,HNN, BAM, RBF,SVM and illustrative problems **Text Book 1: Chapter2: 3.1,3.2,3.3,3.6,3.7,3.10,3.11**	**8 Hours**
Module – 3	
Fuzzy logic: introduction, human learning ability, undecidability, probability theory, classical set and fuzzy set, fuzzy set operations, fuzzy relations, fuzzy compositions, natural language and fuzzy interpretations, structure of fuzzy inference system, illustrative problems **Text Book 1: Chapter 5**	**8 Hours**
Module – 4	
Introduction to GA, GA, procedures, working of GA, GA applications, applicability, evolutionary programming, working of EP, GA based Machine learning classifier system, illustrative problems **Text Book 1: Chapter 7**	**8 Hours**
Module – 5	
Swarm Intelligent system: Introduction, Background of SI, Ant colony system Working of ACO, Particle swarm Intelligence(PSO). **Text Book 1: 8.1-8.4, 8.7**	**8 Hours**

Course outcomes: The students should be able to:

- Understand soft computing techniques
- Apply the learned techniques to solve realistic problems
- Differentiate soft computing with hard computing techniques

Question paper pattern:
The question paper will have ten questions.
There will be 2 questions from each module.
Each question will have questions covering all the topics under a module.
The students will have to answer 5 full questions, selecting one full question from each module.

Text Books:
1. Soft computing : N. P Padhy and S P Simon , Oxford University Press 2015
Reference Books:
1. Principles of Soft Computing, Shivanandam, Deepa S. N Wiley India, ISBN 13: 2011

COMPUTER VISION AND ROBOTICS
[As per Choice Based Credit System (CBCS) scheme]
(Effective from the academic year 2016 -2017)
SEMESTER – VII

Subject Code	15CS752	IA Marks	20
Number of Lecture Hours/Week	3	Exam Marks	80
Total Number of Lecture Hours	40	Exam Hours	03

CREDITS – 03

Course objectives: This course will enable students to

- Review image processing techniques for computer vision
- Explain shape and region analysis
- Illustrate Hough Transform and its applications to detect lines, circles, ellipses
- Contrast three-dimensional image analysis techniques, motion analysis and applications of computer vision algorithms

Module – 1	**Teaching Hours**
CAMERAS: Pinhole Cameras**, Radiometry – Measuring Light:** Light in Space, Light Surfaces, Important Special Cases, **Sources, Shadows, And Shading:** Qualitative Radiometry, Sources and Their Effects, Local Shading Models, Application: Photometric Stereo, Interreflections: Global Shading Models, **Color:** The Physics of Color, Human Color Perception, Representing Color, A Model for Image Color, Surface Color from Image Color.	**8 Hours**
Module – 2	
Linear Filters: Linear Filters and Convolution, Shift Invariant Linear Systems, Spatial Frequency and Fourier Transforms, Sampling and Aliasing, Filters as Templates, **Edge Detection:** Noise, Estimating Derivatives, Detecting Edges, **Texture:** Representing Texture, Analysis (and Synthesis) Using Oriented Pyramids, Application: Synthesis by Sampling Local Models, Shape from Texture.	**8 Hours**
Module – 3	
The Geometry of Multiple Views: Two Views, **Stereopsis:** Reconstruction, Human Stereposis, Binocular Fusion, Using More Cameras, **Segmentation by Clustering:** What Is Segmentation?, Human Vision: Grouping and Getstalt, Applications: Shot Boundary Detection and Background Subtraction, Image Segmentation by Clustering Pixels, Segmentation by Graph-Theoretic Clustering,	**8 Hours**
Module – 4	
Segmentation by Fitting a Model: The Hough Transform, Fitting Lines, Fitting Curves, Fitting as a Probabilistic Inference Problem, Robustness, **Segmentation and Fitting Using Probabilistic Methods:** Missing Data Problems, Fitting, and Segmentation, The EM Algorithm in Practice, **Tracking With Linear Dynamic Models:** Tracking as an Abstract Inference Problem, Linear Dynamic Models, Kalman Filtering, Data Association, Applications and Examples**.**	**8 Hours**
Module – 5	
Geometric Camera Models: Elements of Analytical Euclidean Geometry, Camera Parameters and the Perspective Projection, Affine Cameras and Affine Projection Equations, **Geometric Camera Calibration:** Least-Squares Parameter Estimation, A Linear Approach to Camera Calibration, Taking Radial Distortion into Account, Analytical Photogrammetry, An Application: Mobile Robot Localization, **Model- Based Vision:** Initial Assumptions, Obtaining	**8 Hours**

Hypotheses by Pose Consistency, Obtaining Hypotheses by pose Clustering, Obtaining Hypotheses Using Invariants, Verification, Application: Registration In Medical Imaging Systems, Curved Surfaces and Alignment.	

Course outcomes: The students should be able to:

- Implement fundamental image processing techniques required for computer vision
- Perform shape analysis
- Implement boundary tracking techniques
- Apply chain codes and other region descriptors
- Apply Hough Transform for line, circle, and ellipse detections.
- Apply 3D vision techniques.
- Implement motion related techniques.
- Develop applications using computer vision techniques.

Question paper pattern:

The question paper will have ten questions.
There will be 2 questions from each module.
Each question will have questions covering all the topics under a module.
The students will have to answer 5 full questions, selecting one full question from each module.

Text Books:

1. David A. Forsyth and Jean Ponce: Computer Vision – A Modern Approach, PHI Learning (Indian Edition), 2009.

Reference Books:

2. E. R. Davies: Computer and Machine Vision – Theory, Algorithms and Practicalities, Elsevier (Academic Press), 4th edition, 2013.

DIGITAL IMAGE PROCESSING
[As per Choice Based Credit System (CBCS) scheme]
(Effective from the academic year 2016 -2017)
SEMESTER – VII

Subject Code	15CS753	IA Marks	20
Number of Lecture Hours/Week	3	Exam Marks	80
Total Number of Lecture Hours	40	Exam Hours	03

CREDITS – 03

Course objectives: This course will enable students to

- Define the fundamental concepts in image processing
- Evaluate techniques followed in image enhancements
- Illustrate image segmentation and compression algorithms

Module – 1	**Teaching Hours**
Introduction Fundamental Steps in Digital Image Processing, Components of an Image Processing System, Sampling and Quantization, Representing Digital Images (Data structure), Some Basic Relationships Between Pixels- Neighbors and Connectivity of pixels in image, Applications of Image Processing: Medical imaging, Robot vision, Character recognition, Remote Sensing.	**8 Hours**
Module – 2	
Image Enhancement In The Spatial Domain: Some Basic Gray Level Transformations, Histogram Processing, Enhancement Using Arithmetic/Logic Operations, Basics of Spatial Filtering, Smoothing Spatial Filters, Sharpening Spatial Filters, Combining Spatial Enhancement Methods.	**8 Hours**
Module – 3	
Image Enhancement In Frequency Domain: Introduction, Fourier Transform, Discrete Fourier Transform (DFT), properties of DFT , Discrete Cosine Transform (DCT), Image filtering in frequency domain.	**8 Hours**
Module – 4	
Image Segmentation: Introduction, Detection of isolated points, line detection, Edge detection, Edge linking, Region based segmentation- Region growing, split and merge technique, local processing, regional processing, Hough transform, Segmentation using Threshold.	**8 Hours**
Module – 5	
Image Compression: Introduction, coding Redundancy , Inter-pixel redundancy, image compression model, Lossy and Lossless compression, Huffman Coding, Arithmetic Coding, LZW coding, Transform Coding, Sub-image size selection, blocking, DCT implementation using FFT, Run length coding.	**8 Hours**

Course outcomes: The students should be able to:

- Explain fundamentals of image processing
- Compare transformation algorithms
- Contrast enhancement, segmentation and compression techniques

Question paper pattern:
The question paper will have ten questions.
There will be 2 questions from each module.
Each question will have questions covering all the topics under a module.
The students will have to answer 5 full questions, selecting one full question from each module.

Text Books:

1. Rafael C G., Woods R E. and Eddins S L, Digital Image Processing, Prentice Hall, 3rd edition, 2008.

Reference Books:

1. Milan Sonka,"Image Processing, analysis and Machine Vision", Thomson Press India Ltd, Fourth Edition.
2. Fundamentals of Digital Image Processing- Anil K. Jain, 2nd Edition, Prentice Hall of India.
3. S. Sridhar , Digital Image Processing, Oxford University Press, 2nd Ed, 2016.

STORAGE AREA NETWORKS
[As per Choice Based Credit System (CBCS) scheme]
(Effective from the academic year 2016 -2017)
SEMESTER – VII

Subject Code	15CS754	IA Marks	20
Number of Lecture Hours/Week	3	Exam Marks	80
Total Number of Lecture Hours	40	Exam Hours	03

CREDITS – 03

Course objectives: This course will enable students to

- Evaluate storage architectures,
- Define backup, recovery, disaster recovery, business continuity, and replication
- Examine emerging technologies including IP-SAN
- Understand logical and physical components of a storage infrastructure
- Identify components of managing and monitoring the data center
- Define information security and identify different storage virtualization technologies

Module – 1	**Teaching Hours**
Storage System Introduction to Information Storage: Evolution of Storage Architecture, Data Center Infrastructure, Virtualization and Cloud Computing. Data Center Environment: Application, Host (Compute), Connectivity, Storage. Data Protection: RAID: RAID Implementation Methods, RAID Techniques, RAID Levels, RAID Impact on Disk Performance. Intelligent Storage Systems: Components of Intelligent Storage System, Storage Provisioning. **Text Book-1 Ch1: 1.2 to 1.4, Ch2: 2.1, 2.3 to 2.5, Ch3: 3.1, 3.3 to 3.5, Ch4: 4.1 and 4.2**	**8 Hours**
Module – 2	
Storage Networking Technologies Fibre Channel Storage Area Networks: Components of FC SAN, FC connectivity, Fibre Channel Architecture, Zoning, FC SAN Topologies, Virtualization in SAN. IP SAN and FCoE: iSCSI, FCIP, FCoE. Network Attached Storage: Components of NAS, NAS I/O Operation, NAS File-Sharing Protocols, File-Level Virtualization, Object-Based Storage and Unified Storage: Object-Based Storage Devices, Content-Addressed Storage, Unified Storage. **Text Book-1 Ch5: 5.3, 5.4, 5.6, 5.9 to 5.11, Ch6: 6.1 to 6.3, Ch7: 7.4, 7.5, 7.7 and 7.9 Ch8: 8.1, 8.2 and 8.4**	**8 Hours**
Module – 3	
Backup, Archive and Replication Introduction to Business Continuity: Information Availability, BC Terminology, BC Planning Lifecycle, Failure Analysis, BC Technology Solutions. Backup and Archive: Backup Methods, Backup Topologies, Backup Targets, Data Deduplication for Backup, Backup in Virtualized Environments, Data Archive. Local Replication: Replication Terminology, Uses of Local Replicas, Local Replication Technologies, Local Replication in a Virtualized Environment. Remote Replication: Remote Replication Technologies, Three-Site Replication, Remote Replication and	**8 Hours**

Migration in a Virtualized Environment. **Text Book-1 Ch10: 10.5, 10.8, 10.10 to 10.13, Ch11: 11.1, 11.2, 11.4 and 11.8, Ch12: 12.2, 12.3 and 12.5**	
Module – 4	
Cloud Computing and Virtualization Cloud Enabling Technologies, Characteristics of Cloud Computing, Benefits of Cloud Computing, Cloud Service Models, Cloud Deployment Models, Cloud Computing Infrastructure, Cloud Challenges and Cloud Adoption Considerations. Virtualization Appliances: Black Box Virtualization, In-Band Virtualization Appliances, Out-of-Band Virtualization Appliances, High Availability for Virtualization Appliances, Appliances for Mass Consumption. Storage Automation and Virtualization**:** Policy-Based Storage Management, Application-Aware Storage Virtualization, Virtualization-Aware Applications. **Text Book-1 Ch13: 13.1 to 13.8. Text Book-2 Ch9: 9.1 to 9.5 Ch13: 13.1 to 13.3**	**8 Hours**
Module – 5	
Securing and Managing Storage Infrastructure Securing and Storage Infrastructure: Information Security Framework, Risk Triad, Storage Security Domains, Security Implementations in Storage Networking, Securing Storage Infrastructure in Virtualized and Cloud Environments. **Managing the Storage Infrastructure** Monitoring the Storage Infrastructure, Storage Infrastructure Management activities, Storage Infrastructure Management Challenges, Information Lifecycle management, Storage Tiering. **Text Book-1 Ch14: 14.1 to 14.5, Ch15: 15.1 to 15.3, 15.5 and 15.6**	**8 Hours**
Course outcomes: The students should be able to:	
• Identify key challenges in managing information and analyze different storage networking technologies and virtualization • Explain components and the implementation of NAS • Describe CAS architecture and types of archives and forms of virtualization • Ilustrate the storage infrastructure and management activities	
Question paper pattern: The question paper will have ten questions. There will be 2 questions from each module. Each question will have questions covering all the topics under a module. The students will have to answer 5 full questions, selecting one full question from each module.	
Text Books:	
1. Information Storage and Management,Author :EMC Education Services, Publisher: Wiley ISBN: 9781118094839 2. Storage Virtualization, Author: Clark Tom, Publisher: Addison Wesley Publishing Company ISBN : 9780321262516	
Reference Books:	
NIL	

MACHINE LEARNING LABORATORY
[As per Choice Based Credit System (CBCS) scheme]
(Effective from the academic year 2016 -2017)
SEMESTER – VII

Subject Code	15CSL76	IA Marks	20
Number of Lecture Hours/Week	01I + 02P	Exam Marks	80
Total Number of Lecture Hours	40	Exam Hours	03

CREDITS – 02

Course objectives: This course will enable students to

1. Make use of Data sets in implementing the machine learning algorithms
2. Implement the machine learning concepts and algorithms in any suitable language of choice.

Description (If any):

1. The programs can be implemented in either JAVA or Python.
2. For Problems 1 to 6 and 10, programs are to be developed without using the built-in classes or APIs of Java/Python.
3. Data sets can be taken from standard repositories (https://archive.ics.uci.edu/ml/datasets.html) or constructed by the students.

Lab Experiments:

1. Implement and demonstratethe **FIND-Salgorithm** for finding the most specific hypothesis based on a given set of training data samples. Read the training data from a .CSV file.
2. For a given set of training data examples stored in a .CSV file, implement and demonstrate the **Candidate-Elimination algorithm**to output a description of the set of all hypotheses consistent with the training examples.
3. Write a program to demonstrate the working of the decision tree based **ID3 algorithm**. Use an appropriate data set for building the decision tree and apply this knowledge toclassify a new sample.
4. Build an Artificial Neural Network by implementing the **Backpropagation algorithm** and test the same using appropriate data sets.
5. Write a program to implement the **naïve Bayesian classifier** for a sample training data set stored as a .CSV file. Compute the accuracy of the classifier, considering few test data sets.
6. Assuming a set of documents that need to be classified, use the **naïve Bayesian Classifier** model to perform this task. Built-in Java classes/API can be used to write the program. Calculate the accuracy, precision, and recall for your data set.
7. Write a program to construct a**Bayesian network** considering medical data. Use this model to demonstrate the diagnosis of heart patients using standard Heart Disease Data Set. You can use Java/Python ML library classes/API.
8. Apply **EM algorithm** to cluster a set of data stored in a .CSV file. Use the same data set for clustering using ***k*-Means algorithm**. Compare the results of these two algorithms and comment on the quality of clustering. You can add Java/Python ML library classes/API in the program.
9. Write a program to implement ***k*-Nearest Neighbour algorithm** to classify the iris data set. Print both correct and wrong predictions. Java/Python ML library classes can be used for this problem.
10. Implement the non-parametric **Locally Weighted Regressionalgorithm** in order to fit data points. Select appropriate data set for your experiment and draw graphs.

Study Experiment / Project:
NIL
Course outcomes: The students should be able to:
1. Understand the implementation procedures for the machine learning algorithms. 2. Design Java/Python programs for various Learning algorithms. 3. Applyappropriate data sets to the Machine Learning algorithms. 4. Identify and apply Machine Learning algorithms to solve real world problems.
Conduction of Practical Examination:
• All laboratory experiments are to be included for practical examination. • Students are allowed to pick one experiment from the lot. • Strictly follow the instructions as printed on the cover page of answer script • Marks distribution: Procedure + Conduction + Viva:**20 + 50 +10 (80)** **Change of experiment is allowed only once and marks allotted to the procedure part to be made zero.**

WEB TECHNOLOGY LABORATORY WITH MINI PROJECT
[As per Choice Based Credit System (CBCS) scheme]
(Effective from the academic year 2016 -2017)
SEMESTER – VII

Subject Code	15CSL77	IA Marks	20
Number of Lecture Hours/Week	01I + 02P	Exam Marks	80
Total Number of Lecture Hours	40	Exam Hours	03

CREDITS – 02

Course objectives: This course will enable students to

1. Design and develop static and dynamic web pages.
2. Familiarize with Client-Side Programming, Server-Side Programming, Active server Pages.
3. Learn Database Connectivity to web applications.

Description (If any):

NIL

Lab Experiments:

PART A

1. Write a JavaScript to design a simple calculator to perform the following operations: sum, product, difference and quotient.
2. Write a JavaScript that calculates the squares and cubes of the numbers from 0 to 10 and outputs HTML text that displays the resulting values in an HTML table format.
3. Write a JavaScript code that displays text "TEXT-GROWING" with increasing font size in the interval of 100ms in RED COLOR, when the font size reaches 50pt it displays "TEXT-SHRINKING" in BLUE color. Then the font size decreases to 5pt.
4. Develop and demonstrate a HTML5 file that includes JavaScript script that uses functions for the following problems:
   a. Parameter: A string
   b. Output: The position in the string of the left-most vowel
   c. Parameter: A number
   d. Output: The number with its digits in the reverse order
5. Design an XML document to store information about a student in an engineering college affiliated to VTU. The information must include USN, Name, and Name of the College, Branch, Year of Joining, and email id. Make up sample data for 3 students. Create a CSS style sheet and use it to display the document.
6. Write a PHP program to keep track of the number of visitors visiting the web page and to display this count of visitors, with proper headings.
7. Write a PHP program to display a digital clock which displays the current time of the server.
8. Write the PHP programs to do the following:
   a. Implement simple calculator operations.
   b. Find the transpose of a matrix.
   c. Multiplication of two matrices.
   d. Addition of two matrices.

9. Write a PHP program named states.py that declares a variable states with value "Mississippi Alabama Texas Massachusetts Kansas". write a PHP program that does the following:
    a. Search for a word in variable states that ends in xas. Store this word in element 0 of a list named statesList.
    b. Search for a word in states that begins with k and ends in s. Perform a case-insensitive comparison. [Note: Passing re.Ias a second parameter to method compile performs a case-insensitive comparison.] Store this word in element1 of statesList.
    c. Search for a word in states that begins with M and ends in s. Store this word in element 2 of the list.
    d. Search for a word in states that ends in a. Store this word in element 3 of the list.
10. Write a PHP program to sort the student records which are stored in the database using selection sort.

Study Experiment / Project:

Develop a web application project using the languages and concepts learnt in the theory and exercises listed in part A with a good look and feel effects. You can use any web technologies and frameworks and databases.

Note:

1. In the examination each student picks one question from part A.

2. A team of two or three students must develop the mini project. However during the examination, each student must demonstrate the project individually.

3. The team must submit a brief project report (15-20 pages) that must include the following
    a. Introduction
    b. Requirement Analysis
    c. Software Requirement Specification
    d. Analysis and Design
    e. Implementation
    f. Testing

Course outcomes: The students should be able to:

- Design and develop dynamic web pages with good aesthetic sense of designing and latest technical know-how's.
- Have a good understanding of Web Application Terminologies, Internet Tools other web services.
- Learn how to link and publish web sites

Conduction of Practical Examination:

1. All laboratory experiments from part A are to be included for practical examination.

2. Mini project has to be evaluated for 30 Marks.
3. Report should be prepared in a standard format prescribed for project work.
4. Students are allowed to pick one experiment from the lot.
5. Strictly follow the instructions as printed on the cover page of answer script.
6. Marks distribution:
    a) Part A: Procedure + Conduction + Viva:10 + 35 +5 =50 Marks
    b) Part B: Demonstration + Report + Viva voce = 15+10+05 = 30 Marks

Change of experiment is allowed only once and marks allotted to the procedure part to be made zero.

INTERNET OF THINGS TECHNOLOGY [As per Choice Based Credit System (CBCS) scheme] (Effective from the academic year 2016 -2017) SEMESTER – VIII

Subject Code	**15CS81**	IA Marks	20
Number of Lecture Hours/Week	04	Exam Marks	80
Total Number of Lecture Hours	50	Exam Hours	03

CREDITS – 04

Course Objectives: This course will enable students to

- Assess the genesis and impact of IoT applications, architectures in real world.
- Illustrate diverse methods of deploying smart objects and connect them to network.
- Compare different Application protocols for IoT.
- Infer the role of Data Analytics and Security in IoT.
- Identifysensor technologies for sensing real world entities and understand the role of IoT in various domains of Industry.

Module – 1	**Teaching Hours**
What is IoT, Genesis of IoT, IoT and Digitization, IoT Impact, Convergence of IT and IoT, IoT Challenges, IoT Network Architecture and Design, Drivers Behind New Network Architectures, Comparing IoT Architectures, A Simplified IoT Architecture, The Core IoT Functional Stack, IoT Data Management and Compute Stack.	**10 Hours**
Module – 2	
Smart Objects: The "Things" in IoT, Sensors, Actuat ors, and Smart Objects, Sensor Networks, Connecting Smart Objects, Communications Criteria, IoT Access Technologies.	**10 Hours**
Module – 3	
IP as the IoT Network Layer, The Business Case for IP, The need for Optimization, Optimizing IP for IoT, Profiles and Compliances, Application Protocols for IoT, The Transport Layer, IoT Application Transport Methods.	**10 Hours**
Module – 4	
Data and Analytics for IoT, An Introduction to Data Analytics for IoT, Machine Learning, Big Data Analytics Tools and Technology, Edge Streaming Analytics, Network Analytics, Securing IoT, A Brief History of OT Security, Common Challenges in OT Security, How IT and OT Security Practices and Systems Vary, Formal Risk Analysis Structures: OCTAVE and FAIR, The Phased Application of Security in an Operational Environment	**10 Hours**
Module – 5	
IoT Physical Devices and Endpoints - Arduino UNO: Introduction to Arduino, Arduino UNO, Installing the Software, Fundamentals of Arduino Programming. IoT Physical Devices and Endpoints - RaspberryPi: Introduction to RaspberryPi, About the RaspberryPi Board: Hardware Layout, Operating Systems on RaspberryPi, Configuring RaspberryPi, Programming RaspberryPi with Python, Wireless Temperature Monitoring System Using Pi, DS18B20 Temperature Sensor, Connecting Raspberry Pi via SSH, Accessing Temperature from DS18B20 sensors, Remote access to RaspberryPi, Smart and Connected Cities, An IoT Strategy for Smarter Cities, Smart City IoT Architecture,	**10 Hours**

Smart City Security Architecture, Smart City Use-Case Examples.	

Course Outcomes: After studying this course, students will be able to

- Interpret the impact and challenges posed by IoT networks leading to new architectural models.
- Compare and contrast the deployment of smart objects and the technologies to connect them to network.
- Appraise the role of IoT protocols for efficient network communication.
- Elaborate the need for Data Analytics and Security in IoT.
- Illustrate different sensor technologies for sensing real world entities and identify the applications of IoT in Industry.

Question paper pattern:

The question paper will have ten questions.
There will be 2 questions from each module.
Each question will have questions covering all the topics under a module.
The students will have to answer 5 full questions, selecting one full question from each module.

Text Books:

1. David Hanes, Gonzalo Salgueiro, Patrick Grossetete, Robert Barton, Jerome Henry,**"IoT Fundamentals: Networking Technologies, Protocols, and Use Cases for the Internet of Things",** 1st Edition, Pearson Education (Cisco Press Indian Reprint). (**ISBN:** 978-9386873743)
2. Srinivasa K G, **"Internet of Things",** CENGAGE Leaning India, 2017

Reference Books:

1. Vijay Madisetti and ArshdeepBahga, **"Internet of Things (A Hands -on-Approach)",** 1st Edition, VPT, 2014. (**ISBN:** 978-8173719547)
2. Raj Kamal, **"Internet of Things: Architecture and Design Princi ples",** 1st Edition, McGraw Hill Education, 2017. (**ISBN:** 978-9352605224)

BIG DATA ANALYTICS
[As per Choice Based Credit System (CBCS) scheme]
(Effective from the academic year 2016 -2017)
SEMESTER – VIII

Subject Code	15CS82	IA Marks	20
Number of Lecture Hours/Week	4	Exam Marks	80
Total Number of Lecture Hours	50	Exam Hours	03

CREDITS – 04

Course objectives: This course will enable students to

- Understand Hadoop Distributed File system and examine MapReduce Programming
- Explore Hadoop tools and manage Hadoop with Ambari
- Appraise the role of Business intelligence and its applications across industries
- Assess core data mining techniques for data analytics
- Identify various Text Mining techniques

Module – 1	**Teaching Hours**
Hadoop Distributed File System Basics, Running Example Programs and Benchmarks, Hadoop MapReduce Framework, MapReduce Programming	**10 Hours**
Module – 2	
Essential Hadoop Tools, Hadoop YARN Applications, Managing Hadoop with Apache Ambari, Basic Hadoop Administration Procedures	**10 Hours**
Module – 3	
Business Intelligence Concepts and Application, Data Warehousing, Data Mining, Data Visualization	**10 Hours**
Module – 4	
Decision Trees, Regression, Artificial Neural Networks, Cluster Analysis, Association Rule Mining	**10 Hours**
Module – 5	
Text Mining, Naïve-Bayes Analysis, Support Vector Machines, Web Mining, Social Network Analysis	**10 Hours**

Course outcomes: The students should be able to:

- Master the concepts of HDFS and MapReduce framework
- Investigate Hadoop related tools for Big Data Analytics and perform basic Hadoop Administration
- Recognize the role of Business Intelligence, Data warehousing and Visualization in decision making
- Infer the importance of core data mining techniques for data analytics
- Compare and contrast different Text Mining Techniques

Question paper pattern:
The question paper will have ten questions.
There will be 2 questions from each module.
Each question will have questions covering all the topics under a module.
The students will have to answer 5 full questions, selecting one full question from each module.

Text Books:

1. Douglas Eadline,**"Hadoop 2 Quick-Start Guide: Learn the Essentials of Big Data Computing in the Apache Hadoop 2 Ecosystem",** 1st Edition, Pearson Education, 2016. ISBN-13: 978-9332570351

2. Anil Maheshwari, **“Data Analytics”,** 1st Edition, McGraw Hill Education, 2017. ISBN-13: 978-9352604180

Reference Books:

1) Tom White, **“Hadoop: The Definitive Guide”,** 4th Edition, O’Reilly Media,
2) Boris Lublinsky, Kevin T.Smith, Alexey Yakubovich,**"Professional Hadoop Solutions",** 1st Edition, Wrox Press, 2014ISBN-13: 978-8126551071
3) Eric Sammer,**"Hadoop Operations: A Guide for Developers and Administrators",**1st Edition, O'Reilly Media, 2012.ISBN-13: 978-9350239261

HIGH PERFORMANCE COMPUTING [As per Choice Based Credit System (CBCS) scheme]
(Effective from the academic year 2016 -2017)
SEMESTER – VIII

Subject Code	15CS831	IA Marks	20
Number of Lecture Hours/Week	3	Exam Marks	80
Total Number of Lecture Hours	40	Exam Hours	03

CREDITS – 03

Course objectives: This course will enable students to

- Introduce students the design, analysis, and implementation, of high performance computational science and engineering applications.
- Illustrate on advanced computer architectures, parallel algorithms, parallel languages, and performance-oriented computing.

Module – 1	**Teaching Hours**
Introduction: Computational Science and Engineering: Computational Science and Engineering Applications; characteristics and requirements, Review of Computational Complexity, Performance: metrics and measurements, Granularity and Partitioning, Locality: temporal/spatial/stream/kernel, Basic methods for parallel programming, Real-world case studies (drawn from multi-scale, multi-discipline applications)	**10 Hours**
Module – 2	
High-End Computer Systems : Memory Hierarchies, Multi-core Processors: Homogeneous and Heterogeneous, Shared-memory Symmetric Multiprocessors, Vector Computers, Distributed Memory Computers, Supercomputers and Petascale Systems, Application Accelerators / Reconfigurable Computing, Novel computers: Stream, multithreaded, and purpose-built	**10 Hours**
Module – 3	
Parallel Algorithms: Parallel models: ideal and real frameworks, Basic Techniques: Balanced Trees, Pointer Jumping, Divide and Conquer, Partitioning, Regular Algorithms: Matrix operations and Linear Algebra, Irregular Algorithms: Lists, Trees, Graphs, Randomization: Parallel Pseudo-Random Number Generators, Sorting, Monte Carlo techniques	**10 Hours**
Module – 4	
Parallel Programming: Revealing concurrency in applications, Task and Functional Parallelism, Task Scheduling, Synchronization Methods, Parallel Primitives (collective operations), SPMD Programming (threads, OpenMP, MPI), I/O and File Systems, Parallel Matlabs (Parallel Matlab, Star-P, Matlab MPI), Partitioning Global Address Space (PGAS) languages (UPC, Titanium, Global Arrays)	**10 Hours**
Module – 5	
Achieving Performance: Measuring performance, Identifying performance bottlenecks, Restructuring applications for deep memory hierarchies, Partitioning applications for heterogeneous resources, using existing libraries, tools, and frameworks	**10 Hours**

Course outcomes: The students should be able to:

- Illustrate the key factors affecting performance of CSE applications, and
- Make mapping of applications to high-performance computing systems, and

- Apply hardware/software co-design for achieving performance on real-world applications

Question paper pattern:

The question paper will have ten questions.
There will be 2 questions from each module.
Each question will have questions covering all the topics under a module.
The students will have to answer 5 full questions, selecting one full question from each module.

Text Books:

1. Introduction to Parallel Computing, AnanthGrama, Anshul Gupta, George Karypis, and Vipin Kumar, 2nd edition, Addison-Welsey, 2003.
2. Petascale Computing: Algorithms and Applications, David A. Bader (Ed.), Chapman & Hall/CRC Computational Science Series, 2007

Reference Books:

1. Grama, A. Gupta, G. Karypis, V. Kumar, An Introduction to Parallel Computing, Design and Analysis of Algorithms: 2/e, Addison-Wesley, 2003.
2. G.E. Karniadakis, R.M. Kirby II, Parallel Scientific Computing in C++ and MPI: A Seamless Approach to Parallel Algorithms and their Implementation, Cambridge University Press,2003.
3. Wilkinson and M. Allen, Parallel Programming: Techniques and Applications Using Networked Workstations and Parallel Computers, 2/E, Prentice Hall, 2005.
4. M.J. Quinn, Parallel Programming in C with MPI and OpenMP, McGraw-Hill, 2004.
5. G.S. Almasi and A. Gottlieb, Highly Parallel Computing, 2/E, Addison-Wesley, 1994.
6. David Culler Jaswinder Pal Singh,"Parallel Computer Architecture: A hardware/Software Approach", Morgan Kaufmann, 1999.
7. Kai Hwang, "Scalable Parallel Computing", McGraw Hill 1998.

MODERN INTERFACE DESIGN
[As per Choice Based Credit System (CBCS) scheme]
(Effective from the academic year 2016 -2017)
SEMESTER – VIII

Subject Code	15CS832	IA Marks	20
Number of Lecture Hours/Week	03	Exam Marks	80
Total Number of Lecture Hours	40	Exam Hours	03

CREDITS – 03

Course Objectives: This course will enable students

- To study the concept of menus, windows, interfaces.
- To study about business functions.
- To study the characteristics and components of windows and the various controls for the windows.
- To study about various problems in window design with text, graphics.
- To study the testing methods.

Module –1	**Teaching Hours**
The User Interface-Introduction, Overview, The importance of user interface – Defining the user interface, The importance of Good design, Characteristics of graphical and web user interfaces, Principles of user interface design.	**08 Hours**
Module –2	
The User Interface Design process- Obstacles, Usability, Human characteristics in Design, Human Interaction speeds, Business functions-Business definition and requirement analysis, Basic business functions, Design standards.	**08 Hours**
Module –3	
System menus and navigation schemes- Structures of menus, Functions of menus, Contents of menus, Formatting of menus, Phrasing the menu**,** Selecting menu choices, Navigating menus, Kinds of graphical menus.	**08 Hours**
Module–4	
Windows **-** Characteristics, Components of window, Window presentation styles, Types of window, Window management, Organizing window functions, Window operations, Web systems, Characteristics of device based controls.	**08 Hours**
Module–5	
Screen based controls- Operable control, Text control, Selection control, Custom control, Presentation control, Windows Tests-prototypes, kinds of tests.	**08 Hours**

Course outcomes: The Students should be able to:

- Design the User Interface, design, menu creation ,windows creation and connection between menus and windows.

Question paper pattern:
The question paper will have ten questions.
There will be 2 questions from each module.
Each question will have questions covering all the topics under a module.
The students will have to answer 5 full questions, selecting one full question from each module.

Text Book:

· Wilbert O. Galitz, "The Essential Guide to User Interface Design", John Wiley & Sons, Second Edition 2002.

Reference Books:

3. Ben Sheiderman, “Design the User Interface”, Pearson Education, 1998.
4. Alan Cooper, ”The Essential of User Interface Design”, Wiley- Dream Tech Ltd.,2002

NETWORK MANAGEMENT			
[As per Choice Based Credit System (CBCS) scheme]			
(Effective from the academic year 2016 -2017)			
SEMESTER – VIII			
Subject Code	15CS833	IA Marks	20
Number of Lecture Hours/Week	3	Exam Marks	80
Total Number of Lecture Hours	40	Exam Hours	03
CREDITS – 03			

Course objectives: This course will enable students to

- To understand the need for interoperable network management.
- To learn to the concepts and architecture behind standards based network management.
- To understand the concepts and terminology associated with SNMP and TMN
- To understand network management as a typical distributed application

Module – 1	**Teaching Hours**
Introduction: Analogy of Telephone Network Management, Data and Telecommunication Network Distributed computing Environments, TCP/IP-Based Networks: The Internet and Intranets, Communications Protocols and Standards- Communication Architectures, Protocol Layers and Services; Case Histories of Networking and Management – The Import ance of topology , Filtering Does Not Reduce Load on Node, Some Common Network Problems; Challenges of Information Technology Managers, Network Management: Goals, Organization, and Functions- Goal of Network Management, Network Provisioning, Network Operations and the NOC, Network Installation and Maintenance; Network and System Management, Network Management System platform, Current Status and Future of Network Management.	**8 Hours**
Module – 2	
Basic Foundations: Standards, Models, and Language: Network Management Standards, Network Management Model, Organization Model, Information Model – Management Information Trees, Managed Objec t Perspectives, Communication Model; ASN.1- Terminology, Symbols, and Conventions, Objects and Data Types, Object Names, An Example of ASN.1 from ISO 8824; Encoding Structure; Macros, Functional Model.	**8 Hours**
Module – 3	
SNMPv1 Network Management: Managed Network: The History of SNMP Management, Internet Organizations and standards, Internet Documents, The SNMP Model, The Organization Model, System Overview. The Information Model – Introduction, The Structure of Manage ment I nformation, Managed Objects, Management Information Base. The SNMP Communication Model – The SNMP Architecture, Administrative Model, SNMP Specifications, SNMP Operations, SNMP MIB Group, Functional Model SNMP Management – RMON: Remote Monitoring, RMON SMI and MIB, RMONI1- RMON1 Textual Conventions, RMON1 Groups and Functions, Relationship Between Control and Data Tables, RMON1 Common and Ethernet Groups, RMON Token Ring Extension Groups, RMON2 – The RMON2 Managemen t Info rmation Base, RMON2 Conformance Specifications.	**8 Hours**
Module – 4	
Broadband Access Networks, Broadband Access Technology; HFCT	**8 Hours**

Technology: The Broadband LAN, The Cable Modem, The Cable Modem Termination System, The HFC Plant, The RF Spectrum for Cable Modem; Data Over Cable, Reference Architecture; HFC Management – Cable Modem and CMTS Management, HFC Link Management, RF Spectrum Management, DSL Technology; Asymmetric Digital Subscriber Line Technology – Role of the ADSL Access Network in an Overall Network, ADSL Architecture, ADSL Channeling Schemes, ADSL Encoding Schemes; ADSL Management – ADSL Network Management Elements, ADSL Configuration Management, ADSL Fault Management, ADSL Performance Management, SNMP-Based ADSL Line MIB, MIB Integration with Interfaces Groups in MIB-2, ADSL Configuration Profiles	
Module – 5	
Network Management Applications: Configuration Management- Network Provisioning, Inventory Management, Network Topology, Fault Management-Fault Detection, Fault Location and Isolation 24 Techniques, Performance Management – Performance Metrics, Data Monitoring, Problem Isolation, Performance Statistics; Event Correlation Techniques – Rule-Based Reasoning, Model-Based Reasoning, CaseBased Reasoning, Codebook correlation Model, State Transition Graph Model, Finite State Machine Model, Security Management – Policies and Procedures, Security Brea ches and the Resources Needed to Prevent Them, Firewalls, Cryptography, Authentication and Authorization, Client/Server Authentication Systems, Messages Transfer Security, Protection of Networks from Virus Attacks, Accounting Management, Report Management, Policy- Based Management, Service Level Management.	**8 Hours**
Course outcomes: The students should be able to:	
• Analyze the issues and challenges pertaining to management of emerging network technologies such as wired/wireless networks and high-speed internets. • Apply network management standards to manage practical networks • Formulate possible approaches for managing OSI network model. • Use on SNMP for managing the network • Use RMON for monitoring the behavior of the network • Identify the various components of network and formulate the scheme for the managing them	
Question paper pattern: The question paper will have ten questions. There will be 2 questions from each module. Each question will have questions covering all the topics under a module. The students will have to answer 5 full questions, selecting one full question from each module.	
Text Books:	
1. Mani Subramanian: Network Management- Principles and Practice, 2nd Pearson Education, 2010.	
Reference Books:	
1. J. Richard Burke: Network management Concepts and Practices: a Hands-On Approach, PHI, 2008.	

SYSTEM MODELLING AND SIMULATION
[As per Choice Based Credit System (CBCS) scheme]
(Effective from the academic year 2016 -2017)
SEMESTER – VIII

Subject Code	15CS834	IA Marks	20
Number of Lecture Hours/Week	3	Exam Marks	80
Total Number of Lecture Hours	40	Exam Hours	03

CREDITS – 03

Course objectives: This course will enable students to

- Explain the basic system concept and definitions of system;
- Discuss techniques to model and to simulate various systems;
- Analyze a system and to make use of the information to improve the performance.

Module – 1	**Teaching Hours**
Introduction: When simulation is the appropriate tool and when it is not appropriate, Advantages and disadvantages of Simulation; Areas of application, Systems and system environment; Components of a system; Discrete and continuous systems, Model of a system; Types of Models, Discrete-Event System Simulation Simulation examples: Simulation of queuing systems. **General Principles, Simulation Software:**Concepts in Discrete-Event Simulation. The Event-Scheduling / Time-Advance Algorithm, Manual simulation Using Event Scheduling	**10 Hours**
Module – 2	
Statistical Models in Simulation :Review of terminology and concepts, Useful statistical models,Discrete distributions. Continuous distributions,Poisson process, Empirical distributions. **Queuing Models:**Characteristics of queuing systems,Queuing notation,Long-run measures of performance of queuing systems,Long-run measures of performance of queuing systems cont…,Steady-state behavior of M /G/1 queue, Networks of queues,	**10 Hours**
Module – 3	
Random-NumberGeneration: Properties of random numbers; Generation of pseudo-random numbers, Techniques for generating random numbers,Tests for Random Numbers, **Random-Variate Generation:** ,Inverse transform technique Acceptance-Rejection technique.	**10 Hours**
Module – 4	
Input Modeling: Data Collection; Identifying the distribution with data, Parameter estimation, Goodness of Fit Tests, Fitting a non-stationary Poisson process, Selecting input models without data, Multivariate and Time-Series input models. **Estimation of Absolute Performance:** Types of simulations with respect to output analysis ,Stochastic nature of output data, Measures of performance and their estimation, **Contd..**	**10 Hours**
Module – 5	
Measures of performance and their estimation,Output analysis for terminating simulations Continued..,Output analysis for steady-state simulations. **Verification, Calibration And Validation:** Optimization: Model building, verification and validation, Verification of simulation models, Verification of	**10 Hours**

simulation models,Calibration and validation of models, Optimization via Simulation.	

Course outcomes: The students should be able to:

- Explain the system concept and apply functional modeling method to model the activities of a static system
- Describe the behavior of a dynamic system and create an analogous model for a dynamic system;
- Simulate the operation of a dynamic system and make improvement according to the simulation results.

Question paper pattern:

The question paper will have ten questions.
There will be 2 questions from each module.
Each question will have questions covering all the topics under a module.
The students will have to answer 5 full questions, selecting one full question from each module.

Text Books:

1. Jerry Banks, John S. Carson II, Barry L. Nelson, David M. Nicol: Discrete-Event System Simulation, 5 th Edition, Pearson Education, 2010.

Reference Books:

1. Lawrence M. Leemis, Stephen K. Park: Discrete – Eve nt Simulation: A First Course, Pearson Education, 2006.
2. Averill M. Law: Simulation Modeling and Analysis, 4 th Edition, Tata McGraw-Hill, 2007

INTERNSHIP / PROFESSIONAL PRACTISE [As per Choice Based Credit System (CBCS) scheme] (Effective from the academic year 2016 -2017) SEMESTER – VIII			
Subject Code	15CS84	IA Marks	50
Duration	4 weeks	Exam Marks	50
		Exam Hours	03

CREDITS – 02

Course objectives: This course will enable students to

Description (If any):

Course outcomes: The students should be able to:

Evaluation of Internship :

PROJECT WORK PHASE II [As per Choice Based Credit System (CBCS) scheme] (Effective from the academic year 2016 -2017)
SEMESTER – VIII

Subject Code	15CSP85	IA Marks	100
Number of Lecture Hours/Week	06	Exam Marks	100
Total Number of Lecture Hours	--	Exam Hours	03

CREDITS – 05

Course objectives: This course will enable students to

Description (If any):

Course outcomes: The students should be able to:

Conduction of Practical Examination:

SEMINAR **[As per Choice Based Credit System (CBCS) scheme]** **(Effective from the academic year 2016 -2017)** **SEMESTER – VIII**			
Subject Code	15CSS86	IA Marks	100
Number of Lecture Hours/Week	04	Exam Marks	--
Total Number of Lecture Hours	--	Exam Hours	--
CREDITS – 02			
Course objectives: This course will enable students to			
•			
Description:			
•			
Course outcomes: The students should be able to:			
•			
Evaluation of seminar:			

VISVESVARAYA TECHNOLOGICAL UNIVERSITY, BELGAUM
CHOICE BASED CREDIT SYSTEM (CBCS)
SCHEME OF TEACHING AND EXAMINATION 2015-2016

I SEMESTER B.E./B.TECH.

CHEMISTRY GROUP

Sl. No.	Subject Code	Subject		Teaching Department	Board	Theory /Lab/ Drawing (Hrs/ Week)	Examination Marks			Credits
							Th./Pr.	I.A.	Total	
1	15MAT11	Engineering Maths-I	BS	Maths	Basic Sc.	4 (T)	80	20	100	4
2	15CHE12	Engineering Chemistry	BS	Chemistry	Basic Sc.	4 (T)	80	20	100	4
3	15PCD13	Programming in C & Data Structures	ES	Any Engineering Department	CSE	4 (T)	80	20	100	4
4	15CED14	Computer Aided Engineering Drawing	ES	Mech./IP/Auto/ Mfg.Engg./ IEM	Mech. Engg.	6 (2I+ 4P)	80	20	100	4
5	15ELN15	Basic Electronics	ES	E & C / E & E / TC / IT	E & C	4 (T)	80	20	100	4
6	15CPL16	Computer Programming Lab	ES	Any Engineering Department	CSE	3(2 hrs lab+ 1 hr Tutorial)	80	20	100	2
7	15CHEL17	Engg. Chemistry Lab	BS	Chemistry	Basic Sci.	3(2 hrs lab+ 1 hr Tutorial)	80	20	100	2
8	15CIV18	Environmental Studies	MNC	Civil / Environmental	Civil	2 (Tutorial)	40	10	50	--
9		Language (Eng.)	Mandatory Learning	Humanities		1 (T)	-	-	-	--
					Total	31	600	150	750	24

Note: The Subjects Kannada and English are Audit Courses

VISVESVARAYA TECHNOLOGICAL UNIVERSITY, BELGAUM
CHOICE BASED CREDIT SYSTEM (CBCS)
SCHEME OF TEACHING AND EXAMINATION 2015-2016

II SEMESTER B.E./B.TECH.

CHEMISTRY GROUP

Sl. No.	Subject Code	Subject		Teaching Department	Board	Theory /Lab/ Drawing (Hrs/ Week)	Examination Marks			Credits
							Th./Pr.	I.A.	Total	
1	15MAT21	Engineering Maths-II	BS	Maths	Basic Sc.	4 (T)	80	20	100	4
2	15CHE22	Engineering Chemistry	BS	Chemistry	Basic Sc.	4 (T)	80	20	100	4
3	15PCD23	Programming in C & Data Structures	ES	Any Engineering Department	CSE	4 (T)	80	20	100	4
4	15CED24	Computer Aided Engineering Drawing	ES	Mech./IP/Auto/ Mfg.Engg./ IEM	Mech. Engg.	6 (2I+ 4P)	80	20	100	4
5	15ELN25	Basic Electronics	ES	E & C / E & E / TC / IT	E & C	4 (T)	80	20	100	4
6	15CPL26	Computer Programming Lab	ES	Any Engineering Department	CSE	3(2 hrs lab+ 1 hr Tutorial)	80	20	100	2
7	15CHEL27	Engg. Chemistry Lab	BS	Chemistry	Basic Sc.	3(2 hrs lab+ 1 hr Tutorial)	80	20	100	2
8	15CIV28	Environmental Studies	MNC	Civil / Environmental	Civil	2 (Tutorial)	40	10	50	--
9		Language (Eng.)	Mandatory Learning	Humanities		1 (T)	-	-	-	--
					Total	31	600	150	750	24

Note: The Subjects Kannada and English are Audit Courses

BASIC ELECTRICAL ENGINEERING

[As per Choice Based Credit System (CBCS) scheme]
(Effective from the academic year 2015 -2016)
SEMESTER - I/II

Subject Code	15ELE15/15ELE25	IA Marks	20
Number of Lecture Hours/Week	04	Exam Marks	80
Total Number of Lecture Hours	50	Exam Hours	03

Credits - 04

Course objectives:

- Impart a basic knowledge of electrical quantities such as current, voltage, power, energy and frequency to understand the impact of technology in a global and societal context.
- Provide working knowledge for the analysis of basic DC and AC circuits used in electrical and electronic devices.
- Develop selection skill to identify the type of generators or motors required for particular application.
- Highlight the importance of transformers in transmission and distribution of electric power.
- Emphasize the effects of electric shock and precautionary measures.
- Improve the ability to function on multi-disciplinary teams.

Module -1	**Teaching Hours**
D C circuits: Ohm's Law and Kirchhoff's Laws, analysis of series, parallel and series- parallel circuits excited by independent voltage sources. Power and Energy. Illustrative examples.	**5 Hours**
Electromagnetism: Review of field around a conductor and coil, magnetic flux and flux density, magnetomotive force and magnetic field intensity, reluctance and permeability, definition of magnetic circuit and basic analogy between electric and magnetic circuits. (These topics are not to be considered for setting the examination questions). **Electromagnetic induction:** Definition of Electromagnetic Induction, Faradays Laws, Fleming's right hand rule, Lenz's Law, Statically and dynamically induced emf. Self-inductance, mutual inductance and coefficient of coupling. Energy stored in magnetic field. Illustrative examples. Force on current carrying conductor placed in a magnetic field, Fleming's left hand rule.	**5Hours**

Module -2	
DC Machines: Working principle of DC machine as a generator and a motor. Types and constructional features. Types of armature windings, Emf equation of generator, relation between induced emf and terminal voltage with a mention of brush contact drop and drop due to armature reaction. Illustrative examples, neglecting armature reaction. Operation of DC motor, back emf, torque equation. Types of DC motors, characteristics and applications. Significance of back emf. Necessity of a starter for DC motor. Illustrative examples on back emf and torque.	**7 Hours**
Measuring Instruments: Construction and Principle of operation of dynamometer type wattmeterand single phase induction type energy meter.	**3 Hours**
Module - 3	
Single-phase AC circuits: Generation of sinusoidal voltage, frequency of generated voltage, definition and numerical values of average value, root mean square value, form factor and peak factor of sinusoidally varying quantities, phasor representation of alternating quantities. Analysis, with phasor diagrams, of R, L, C, R-L, R-C and R-L-C circuits and, parallel and series- parallel circuits. Real power, reactive power, apparent power and power factor. Illustrative examples.	**7 Hours**
Domestic wiring: Service mains, meter board and distribution board. Brief discussion on concealed conduit wiring. Two-way and three-way control. Elementary discussion on Circuit protective devices: fuse and Miniature Circuit Breaker (MCB's). Electric shock, precautions against shock, Objectives of Earthing, types of earthing; pipe and plate earthing, Residual current circuit breaker (RCCB).	**3 Hours**
Module-4	
Three Phase Circuits: Necessity and advantages of three phase systems, generation of three phase power. Definition of Phase sequence, balanced supply and balanced load. Relationship between line and phase values of balanced star and delta connections. Power in balanced three-phase circuits, measurement of power by two-wattmeter method. Determination power factor using wattmeter readings. Illustrative examples.	**6 Hours**

Three PhaseSynchronous Generators: Principle of operation, Types and constructional features, Advantages of rotating field type alternator, Synchronous speed, Frequency of generated voltage, Emf equation. Concept of winding factor (excluding the derivation of distribution and pitch factors). Illustrative examples on calculation of distribution factor, pitch factor and emf equation.	**4 Hours**
Module-5	
Single Phase Transformers: Necessity of transformer, Principle of operation and construction of single-phase transformers (core and shell types). Emf equation, losses, variation losses with respect to load, efficiency, Condition for maximum efficiency, Voltage regulation and its significance (Open Circuit and Short circuit tests, equivalent circuit and phasor diagrams are excluded). Illustrative problems on emf equation and efficiency only.	**6 Hours**
Three Phase Induction Motors: Principle of operation, Concept and production of rotating magnetic field, Synchronous speed, rotor speed, Slip, Frequency of the rotor induced emf, Types and Constructional features. Slip and its significance. Applications of squirrel - cage and slip - ring motors. Necessity of a starter, starting of motor using stars-delta starter. Illustrative examples on slip calculations.	**4 Hours**
Course outcomes: After the completion of the course, the student should be able • To predict the behaviour of electrical and magnetic circuits. • Select the type of generator / motor required for a particular application. • Realize the requirement of transformers in transmission and distribution of electric power and other applications. • Practice Electrical Safety Rules & standards. • To function on multi-disciplinary teams.	
Question paper pattern: • The question paper will have ten questions. • Each full Question consisting of 16 marks • There will be **2** full questions(with a **maximum** of **four** sub questions) from	

each module.

- Each full question will have sub questions covering all the topics under a module.
- The students will have to answer **5** full questions, selecting one full question from each module.

Text Books				
1	Basic Electrical Engineering	D. C. Kulshreshtha	TMH	1st Edition, Revised
2	Electrical Technology	Edward Hughes	Pearson	10th Edition, 2014
	ReferenceBooks			
3	Fundamentals of Electrical Engineering	Rajendra Prasad	PHI	Third Edition 2014
4	Basic Electrical Engineering	AbhijitChakrabarti, Chandan Kumar Chanda, Sudiptanath	TMH,	1st Edition 2010
5	Fundamentals of Electrical Engineering and Electronics	B. L. Theraja	S. Chand & Company Ltd	Reprint Edition 2013

BASIC ELECTRONICS

[As per Choice Based Credit System (CBCS) scheme]
(Effective from the academic year 2015 -2016)
SEMESTER - I/II

Subject Code	15ELN15 / 15ELN25	IA Marks	20
Number of Lecture Hours/Week	04	Exam Marks	80
Total Number of Lecture Hours	50	Exam Hours	03

CREDITS - 04

Course objectives:
The course objective is to make students of all the branches of Engineering to understand the efficacy of Electronic principles which are pervasive in engineering applications

Module -1	**Teaching Hours**
Semiconductor Diodes and Applications (Text-1)**:** p-n junction diode, Characteristics and Parameters, Diode approximations, DC load line analysis, Half-wave rectifier, Two-diode Full-wave rectifier, Bridge rectifier, Capacitor filter circuit (only qualitative approch), Zener diode voltage regulators: Regulator circuit with no load, Loaded Regulator. Numerical examples as applicable.	**06 Hours**
Bipolar Junction Transistors: BJT operation, BJT Voltages and Currents, BJT amplification, Common Base, Common Emitter and Common Collector Characteristics, Numerical examples as applicable.	**04 Hours**
Module -2	
BJT Biasing (Text-1): DC Load line and Bias Point, Base Bias, Voltage divider Bias, Numerical examples as applicable.	**04 Hours**
Introduction to Operational Amplifiers (Text-2)**:** Ideal OPAMP, Inverting and Non Inverting OPAMP circuits, OPAMP applications: voltage follower, addition, subtraction, integration, differentiation; Numerical examples as applicable.	**06 Hours**

Module – 3	
Digital Electronics (Text-2): Introduction, Switching and Logic Levels, Digital Waveform (Sections 9.1to 9.3). Number Systems: Decimal Number System, Binary Number System, Converting Decimal to Binary, Hexadecimal Number System: Converting Binary to Hexadecimal, Hexadecimal to Binary, Converting Hexadecimal to Decimal, Converting Decimal to Hexadecimal, Octal Numbers: Binary to Octal Conversion. Complement of Binary Numbers. Boolean Algebra Theorems, De Morgan's theorem. Digital Circuits: Logic gates, NOT Gate, AND Gate, OR Gate, XOR Gate, NAND Gate, NOR Gate, X-NOR Gate. Algebraic Simplification, NAND and NOR Implementation (Sections 11.7 and 11.8): NAND Implementation, NOR Implementation. Half adder, Full adder.	**10 Hours**
Module-4	
Flip-Flops (Text-2)**:** Introduction to Flip-Flops (Section 12.1), NAND Gate Latch/ NOR Gate Latch, RS Flip-Flop, Gated Flip-Flops: Clocked RS Flip-Flop (Sections 12.3 to 12.5). **Microcontrollers** (Ref.1)**:** Introduction to Microcontrollers, 8051 Microcontroller Architecture and an example of Microcontroller based stepper motor control system (only Block Diagram approach).	**05 Hours** **05 Hours**
Module-5	
Communication Systems (Text-2): Introduction, Elements of Communication Systems, Modulation: Amplitude Modulation, Spectrum Power, AM Detection (Demodulation), Frequency and Phase Modulation. Amplitude and Frequency Modulation: A comparison. **Transducers (**Text-2)**:** Introduction, Passive Electrical Transducers, Resistive Transducers, Resistance Thermometers, Thermistor. Linear Variable Differential Transformer (LVDT). Active Electrical Transducers, Piezoelectric Transducer, Photoelectric Transducer.	**06 Hours** **04 Hours**

Course outcomes:

After studying this course, students will be able to:

- Appreciate the significance of electronics in different applications,
- Understand the applications of diode in rectifiers, filter circuits and wave shaping,
- Apply the concept of diode in rectifiers, filters circuits
- Design simple circuits like amplifiers (inverting and non inverting), comparators, adders, integrator and differentiator using OPAMPS,
- Compile the different building blocks in digital electronics using logic gates and implement simple logic function using basic universal gates, and
- Understand the functioning of a communication system, and different modulation technologies, and
- Understand the basic principles of different types of Transuducers.

Question paper pattern:

- The question paper will have ten questions.
- Each full Question consisting of 16 marks
- There will be **2** full questions(with a **maximum** of **four** sub questions) from each module.
- Each full question will have sub questions covering all the topics under a module.
- The students will have to answer **5** full questions, selecting one full question from each module.

Text Books:

1. David A. Bell, **"Electronic Devices and Circuits"**, Oxford University Press, 5th Edition, 2008.
2. D.P. Kothari, I. J. Nagrath, **"Basic Electronics"**, McGraw Hill Education (India) Private Limited, 2014.

Reference Books: MuhammadAli Mazidi, **"The 8051 Microcontroller and Embedded. Systems. Using Assembly and C."** Second Edition, 2011, Pearson India.

COMPUTER AIDED ENGINEERING DRAWING

[As per Choice Based Credit System (CBCS) scheme]

(Effective from the academic year 2015 -2016)

SEMESTER - I/II

Subject Code	15CED14/15CED24	IA Marks	20
Number of Lecture Hours/Week	6 (2T + 4L)	Exam Marks	80
Total Number of Lecture Hours	84	Exam Hours	03

CREDITS - 04

Course objectives:

Engineering drawing is an important tool for all Engineers and for many others professionals. It is the language of Engineers. Engineering Drawing communicates all needed information from the engineer who designed a part to the workers who will manufacture it.

The aim of the subject is to equip students with the fundamentals of Computer Aided Engineering Drawing and to further the ability to communicate information by graphical means.

Module -1	**Teaching Hours**

Introduction to Computer Aided Sketching Introduction, Drawing Instruments and their uses, BIS conventions, Lettering, Dimensioning and free hand practicing. Computer screen, layout of the software, standard tool bar/menus and description of most commonly used tool bars, navigational tools. Co-ordinate system and reference planes. of HP, VP, RPP & LPP. of 2D/3D environment. Selection of drawing size and scale. Commands and creation of Lines, Co-ordinate points, axes, poly-lines, square, rectangle, polygons, splines, circles, ellipse, text, move, copy, off-set, mirror, rotate, trim, extend, break, chamfer, fillet, curves, constraints viz. tangency, parallelism, inclination and perpendicularity. Dimensioning, line conventions, material conventions and lettering.	**06 Hours**
Module -2	**Teaching Hours**
Orthographic projections Introduction, Definitions - Planes of projection, reference line and conventions employed, Projections of points in all the four quadrants, Projections of straight lines (located in First quadrant/first angle only), True and apparent lengths, True and apparent inclinations to reference planes (No application problems). Orthographic Projections of Plane Surfaces (First Angle Projection Only) Introduction, Definitions–projections of plane surfaces–triangle, square, rectangle, rhombus, pentagon, hexagon and circle, planes in different positions by change of position method only (No problems on punched plates and composite plates).	**20Hours**
Module-3	

Projections of Solids (First angle Projection only) Introduction, Definitions – Projections of right regular tetrahedron, hexahedron (cube), prisms, pyramids, cylinders and cones in different positions (No problems on octahedrons and combination solid).	**28 Hours**
Module-4	
Sections And Development of Lateral Surfaces of Solids Introduction, Section planes, Sections, Section views, Sectional views, Apparent shapes and True shapes of Sections of right regular prisms, pyramids, cylinders and cones resting with base on HP. (No problems on sections of solids) Development of lateral surfaces of above solids, their frustums and truncations. (No problems on lateral surfaces of trays, tetrahedrons, spheres and transition pieces).	**15Hours**
Module-5	
Isometric Projection (Using Isometric Scale Only) Introduction, Isometric scale, Isometric projection of simple plane figures, Isometric projection of tetrahedron, hexahedron(cube), right regular prisms, pyramids, cylinders, cones, spheres, cut spheres and combination of solids (Maximum of three solids).	15 Hours
Course outcomes: After studying this course, 1. Students will be able to demonstrate the usage of CAD software. 2. Students will be able to visualize and draw Orthographic projections, Sections of solids and Isometric views of solids. 3. Students are evaluated for their ability in applying various concepts to solve practical problems related to engineering drawing.	

Question paper pattern:

1. Module -1 is only for practice and Internal Assessment and not for examination.
2. Question paper for each batch of students will be sent online by VTU and has to be downloaded before the commencement of Examination of each batch. The answer sheets will have to be jointly evaluated by the Internal & External examiners.
3. A maximum of **THREE** questions will be set as per the following pattern *(No mixing of questions from different Modules).*

Q. No.	From Chapters	Marks Allotted
1	Module 2(Choice between (Points+Lines or Planes)	25
2	Module 3	30
3	Module 4 or Module 5	25
Total		80

Q. No.	Solutions and Sketching in the Graph Book	Computer Display and Printout	Total Marks
1	10	15	25
2	12	18	30
3	13	12	25
Total Marks	35	45	80

Students have to submit the computer printouts and the sketches drawn on the graph sheets at the end of the examination. Both Internal & External examiners have to jointly evaluate the solutions (sketches) and computer display & printouts of each student for 80 marks (35 marks for solutions & sketches + 45 marks for computer display and printouts) and submit the marks list along with the solution (sketches) on graph sheets & computer printouts in separate covers.

4. Each batch must consist of a minimum of 10 students and a maximum of 12 students.
5. Examination can be conducted in parallel batches, if necessary.

Text Books:

1) **Engineering Drawing** - N.D. Bhatt & V.M. Panchal, 48th edition, 2005- Charotar Publishing House, Gujarat.

2) "**Computer Aided Engineering Drawing**" by Dr. M H Annaiah, Dr C N Chandrappa and Dr B Sudheer Premkumar Fifth edition, New Age International Publishers.

Reference Books:

1) Computer Aided Engineering Drawing - S. Trymbaka Murthy, - I.K. International Publishing House Pvt. Ltd., New Delhi, 3rd revised edition- 2006.

2) Engineering Graphics - K.R. Gopalakrishna, 32nd edition, 2005- Subash Publishers Bangalore.

3) Fundamentals of Engineering Drawing with an Introduction to Interactive Computer Graphics for Design and Production- Luzadder Warren J., Duff John M., Eastern Economy Edition, 2005- Prentice-Hall of India Pvt. Ltd., New Delhi.

4) A Primer on Computer Aided Engineering Drawing-2006, Published by VTU, Belgaum.

COMPUTER PROGRAMMING LABORATORY
[As per Choice Based Credit System (CBCS) scheme]
(Effective from the academic year 2015 -2016)
SEMESTER - I/II

Laboratory Code	**15CPL 16 / 15CPL26**	IA Marks	20
Number of Lecture Hours/Week	01Hr Tutorial (Instructions) + 02 Hours Laboratory	Exam Marks	80
Total Number of Lecture Hours	48	Exam Hours	03

CREDITS - 02

Course objectives: To provide basic principles C programming language. To provide design & develop of C programming skills. To provide practical exposures like designing flowcharts, algorithms, how to debug programs etc**.**

Descriptions (if any):

Demonstration of Personal Computer and its Accessories: **Demonstration and Explanation on Disassembly and Assembly of a Personal Computer by the faculty-in-charge. Students have to prepare a write-up on the same and include it in the Lab record and evaluated.**

Laboratory Session-1: Write-up on Functional block diagram of Computer, CPU, Buses, Mother Board, Chip sets, Operating System & types of OS, Basics of Networking & Topology and NIC.

Laboratory Session-2: Write-up on RAM, SDRAM, FLASH memory, Hard disks, Optical media, CD-ROM/R/RW, DVDs, Flash drives, Keyboard, Mouse, Printers and Plotters. Introduction to flowchart, algorithm and pseudo code.

***Note: These* TWO Laboratory sessions** are used to fill the gap between theory classes and practical sessions. Both sessions are to be evaluated as lab experiments.

Laboratory Experiments:

Implement the following programs with WINDOWS / LINUX platform using appropriate C compiler.

1. Design and develop a flowchart or an algorithm that takes three coefficients (***a***, ***b***, and ***c***) of a Quadratic equation ($ax^2+bx+c=0$) as input and compute all possible roots. Implement a C program for the developed flowchart/algorithm and execute the same to output the possible roots for a given set of coefficients with appropriate messages.

2. Design and develop an algorithm to find the ***reverse*** of an integer number **NUM** and check whether it is PALINDROME or NOT. Implement a C program for the developed algorithm that takes an integer number as input and output the reverse of the same with suitable messages. Ex: Num: **2014**, Reverse: **4102**, Not a Palindrome

3. 3a. Design and develop a flowchart to find the square root of a given number ***N***. Implement a C program for the same and execute for all possible inputs with appropriate messages. Note: **Don't use library function *sqrt(n)*.**

   3b. Design and develop a C program to read a ***year*** as an input and find whether it is ***leap year*** or not. Also consider end of the centuries.

4. Design and develop an algorithm to evaluate polynomial $\mathbf{f(x) = a_4x^4 + a_3x^3 + a_2x^2 + a_1x + a_0}$, for a given value of ***x*** and its coefficients using Horner's method. Implement a C program for the same and execute the program with different set of values of coefficients and ***x.***

5. Draw the flowchart and Write a C Program to compute **Sin(x)** using Taylor series approximation given by $\mathbf{Sin(x) = x - (x^3/3!) + (x^5/5!) - (x^7/7!) + \ldots\ldots}$
   Compare your result with the built- in Library function. Print both the results with appropriate messages.

6. Develop an algorithm, implement and execute a C program that reads ***N*** integer numbers and arrange them in ascending order using ***Bubble Sort***.

7. Develop, implement and execute a C program that reads two matrices ***A*** (**m x n**) and ***B*** (**p x q**) and Compute product of matrices ***A*** and ***B***. Read matrix ***A*** and matrix ***B*** in row major order and in column major order respectively. Print both the input matrices and resultant matrix with suitable headings and output should be in matrix format only. Program must check the compatibility of orders of the matrices for multiplication. Report appropriate message in case of incompatibility.

8. Develop, implement and execute a C program to search a Name in a list of names using ***Binary searching*** Technique.

9. Write and execute a C program that

i. Implements string copy operation ***STRCOPY***(str1,str2) that copies a string *str1* to another string *str2* without using library function.

ii. Read a *sentence* and print frequency of vowels and total count of consonants.

10.

a. Design and develop a C function ***RightShift****(x ,n)* that takes two integers *x* and *n* as input and returns value of the integer *x* rotated to the right by *n* positions. Assume the integers are unsigned. Write a C program that invokes this function with different values for *x* and *n* and tabulate the results with suitable headings.

b. Design and develop a C function ***isprime***(num) that accepts an integer argument and returns 1 if the argument is prime, a 0 otherwise. Write a C program that invokes this function to generate prime numbers between the given range.

11. Draw the flowchart and write a ***recursive*** **C** function to find the factorial of a number, ***n*!**, defined by *fact*(*n*)=1, if *n*=0. Otherwise *fact*(*n*)=*n***fact*(*n*-1). Using this function, write a C program to compute the binomial coefficient ${}_nC_r$. Tabulate the results for different values of ***n*** and ***r*** with suitable messages.

12. Given two university information files "**studentname.txt**" and "**usn.txt**" that contains students Name and USN respectively. Write a C program to create a new file called "**output.txt**" and copy the content of files "studentname.txt" and "usn.txt" into output file in the sequence shown below . Display the contents of output file "output.txt" on to the screen.

Student Name	USN
Name 1	USN1
Name 2	USN2
….	….
….	….

Heading

13. Write a C program to maintain a record of **n** student details using an array of structures with four fields (Roll number, Name, Marks, and Grade). Assume appropriate data type for each field. Print the marks of the student, given the student name as input.

14. Write a C program using pointers to compute the sum, mean and standard deviation of all elements stored in an array of **n** real numbers.

Course outcomes:

- **Gaining Knowledge on various parts of a computer.**
- **Able to draw flowcharts and write algorithms**
- **Able design and development of C problem solving skills.**
- **Able design and develop modular programming skills.**
- **Able to trace and debug a program**

Conduction of Practical Examination:

1. All laboratory experiments (nos) are to be included for practical examination.
2. Students are allowed to pick one experiment from the lot.
3. Strictly follow the instructions as printed on the cover page of answer script for breakup of marks
4. **Change of experiment is allowed only once and 15% Marks allotted to the procedure part to be made zero.**

CONSTITUTION OF INDIA, PROFESSIONAL ETHICS & HUMAN RIGHTS

Subject Code	15CPH18/15CPH28	IA Marks	10
Number of Lecture Hours/Week	02	Exam Marks	40
Total Number of Lecture Hours	25	Exam Hours	02

Course objectives:

1. To provide basic information about Indian constitution.
2. To identify individual role and ethical responsibility towards society.
3. To understand human rights and its implications

Module 1

Introduction to the Constitution of India, The Making of the Constitution and Salient features of the Constitution. **2 Hours**

Preamble to the Indian Constitution Fundamental Rights & its limitations. **3 Hours**

Module 2

Directive Principles of State Policy & Relevance of Directive Principles State Policy Fundamental Duties. **2 Hours**

Union Executives – President, Prime Minister Parliament Supreme Court of India. **3 Hours**

Module 3

State Executives – Governor Chief Minister, State Legislature High Court of State. **2 Hours**

Electoral Process in India, Amendment Procedures, 42nd, 44th, 74th, 76th, 86th &91st Amendments. **3 Hours**

Module 4

Special Provision for SC & ST Special Provision for Women, Children & Backward Classes Emergency Provisions. Human Rights –Meaning and Definitions, Legislation Specific Themes in Human Rights- Working of National Human Rights Commission in India **3 Hours**

Powers and functions of Municipalities, Panchyats and Co - Operative Societies. **2 Hours**

Module 5

Scope & Aims of Engineering Ethics, Responsibility of Engineers Impediments to Responsibility. **2 Hours**

Risks, Safety and liability of Engineers, Honesty, Integrity & Reliability in Engineering. **3 Hours**

Course outcomes:

After study of the course, the students are able to

- Have general knowledge and legal literacy and thereby to take up competitive examinations
- Understand state and central policies, fundamental duties
- Understand Electoral Process, special provisions
- Understand powers and functions of Municipalities, Panchayats and Co-operative Societies, and
- Understand Engineering ethics and responsibilities of Engineers.
- Have an awareness about basic human rights in India

Text Books:

1. Durga Das Basu: **"Introduction to the Constitution on India",** (Students Edn.) Prentice –Hall EEE, 19th / 20th Edn., 2001
2. Charles E. Haries, Michael S Pritchard and Michael J. Robins **"Engineering Ethics"** Thompson Asia, 2003-08-05.

Reference Books:

1. M.V.Pylee, "An Introduction to Constitution of India", Vikas Publishing, 2002.
2. M.Govindarajan, S.Natarajan, V.S.Senthilkumar, **"Engineering Ethics",** Prentice –Hall of India Pvt. Ltd. New Delhi, 2004
3. Brij Kishore Sharma,**"Introduction to the Constitution of India"**, PHI Learning Pvt. Ltd., New Delhi, 2011.
4. Latest Publications of Indian Institute of Human Rights, New Delhi.

* * * * * *

ELEMENTS OF CIVIL ENGINEERING AND MECHANICS

[As per Choice Based Credit System (CBCS) scheme]
(Effective from the academic year 2015 -2016)
SEMESTER - I/II

Subject Code	15CIV13/23	IA Marks	20
Number of Lecture Hours/Week	04	Exam Marks	80
Total Number of Lecture Hours	50	Exam Hours	03

CREDITS - 04

COURSE OBJECTIVES:

The objectives of this course is to make students to learn basics of Civil Engineering concepts and infrastructure development, solve problems involving Forces, loads and Moments and know their applications in allied subjects. It is a pre-requisite for several courses involving Forces, Moments, Centroids, Moment of inertia and Kinematics.

Particulars	**Hours**
Module 1: Introduction to Civil Engineering &Engineering Mechanics	**10**
Introduction to Civil Engineering Scope of different fields of Civil Engineering - Surveying, Building Materials, Construction Technology, Geotechnical Engineering, Structural Engineering, Hydraulics, WaterResources and Irrigation Engineering, Transportation Engineering, Environmental Engineering.	01
Infrastructure: Types of infrastructure, Role of Civil Engineer in theInfrastructural Development, Effect of the infrastructural facilities onsocio-economic development of a country.	01
Roads: Classification of Roads and their functions, Comparison of Flexible and Rigid Pavements (Advantages and Limitations)	01

Bridges: Types of Bridges and Culverts, RCC, Steel and Composite Bridges	01
Dams: Different types of Dams based on Material, Structural behavior and functionality with simple sketches.	01
Introduction to Engineering Mechanics: Basic idealizations - Particle, Continuum and Rigid body; Newton's laws Force and its characteristics, types of forces-Gravity, Lateral and its distribution on surfaces, Classification of force systems, Principle of physical independence, superposition, transmissibility of forces, , Introduction to SI units. Couple, Moment of a couple, Characteristics of couple, Moment of a force, Equivalent force - Couple system; Numerical problems on moment of forces and couples, on equivalent force - couple system.	02 03
Module 2: Analysis of Concurrent Force Systems	**10**
Concepts: Resultants and Equilibrium Composition of forces - Definition of Resultant; Composition of coplanar -concurrent force system, Parallelogram Law of forces, Principle of resolved parts;	03
Numerical problems on composition of coplanar concurrent force systems. Equilibrium of forces - Definition of Equilibrant; Conditions of static equilibrium for different force systems, Lami's theorem; Numerical problems on equilibrium of coplanar – concurrent and non-concurrent force systems.	03
Application- Static Friction in rigid bodies in contact Types of friction, Laws of static friction, Limiting friction, Angle of friction, angle of repose; Impending motion on horizontal and inclined planes; Numerical Problems on single and two blocks on inclined planes	02 02

Module - 3 Analysis of Non-Concurrent Force Systems	**10**
Concepts: Resultants and Equilibrium Composition of coplanar - non-concurrent force system, Varignon's principle of moments; Numerical problems on composition of coplanar non-concurrent Force system.	05
Application-Support Reaction in beams Types of Loads and Supports, statically determinate beams, Numerical problems onsupport reactions for statically determinate beams with Point load (Normal and inclined) and uniformly distributed and uniformly varying loads and Moments.	05
Module 4 Centroids and Moments of Inertia of Engineering Sections:	**10**
Centroids Introduction to the concept, centroid of line and area, centroid of basic geometrical figures, computing centroid for– T, L, I, Z and full/quadrant circular sections and their built up sections. Numerical problems **Moment of Inertia** Introduction to the concept, Radius of gyration, Parallel axis theorem, Perpendicular axis theorem, Moment of Inertia of basic planar figures, computing moment of Inertia for – T, L, I, Z and full/quadrant circular sections and their built up sections. Numerical problems	05 05
Module 5: Kinematics	**10**
Concepts and Applications Definitions – Displacement – Average velocity – Instantaneous velocity – Speed – Acceleration - Average acceleration – Variable acceleration – Acceleration due to gravity – Newton's Laws of Motion.	02
Rectilinear Motion–Numerical problems.	02
Curvilinear Motion – Super elevation – ProjectileMotion – Relative motion – Numerical problems.	03
Motion under gravity – Numerical problems.	03
COURSE OUTCOMES After a successful completion of the course, the student will be able to:	

1. Know basics of Civil Engineering, its scope of study, knowledge about Roads, Bridges and Dams;
2. Comprehend the action of Forces, Moments and other loads on systems of rigid bodies;
3. Compute the reactive forces and the effects that develop as a result of the external loads;
4. Locate the Centroid and compute the Moment of Inertia of regular cross-sections.
5. Express the relationship between the motion of bodies and
6. Equipped to pursue studies in allied courses in Mechanics.

Question Paper Pattern:

- 10 Questions are to be set such that 2 questions are selected from each module.
- 2 Questions are to be set under respective modules.
- Intra module questions are to be set such that the questions should cover the entire module and further, should be answerable for the set marks.
- Each question should be set for 16 marks (Preferably 8 marks each)
- Not more than 3 sub questions are to be set under any main question
- Students should answer 5 full questions selecting at least 1 from each module.

TEXT BOOKS

1. Elements of Civil Engineering and Engineering Mechanics by M.N. Shesha Prakash and Ganesh. B. Mogaveer, PHI Learning, 3rd Revised edition (2014)
2. Engineering Mechanics-Statics and Dynamics by A Nelson, Tata McGraw Hill Education Private Ltd, New Delhi, 2009.
3. Elements of Civil Engineering (IV Edition) by S.S. Bhavikatti, New Age International Publisher, New Delhi, 3rd edition 2009.

REFERENCES

1. Engineering Mechanics by S.Timoshenko,D.H.Young, and J.V.Rao, TATA McGraw-Hill Book Company, New Delhi
2. Beer FP and Johnson ER, **"Mechanics for Engineers- Dynamics and Statics"**- 3rd SI Metric edition, Tata McGraw Hill. - 2008
3. Shames IH, **"Engineering Mechanics – Statics & Dynamics"**- PHI – 2009

ELEMENTS OF MECHANICAL ENGINEERING

[As per Choice Based Credit System (CBCS) scheme]
(Effective from the academic year 2015 -2016)
SEMESTER - I/II

Subject Code	15EME14/15EME24	IA Marks	20
Number of Lecture Hours/Week	04	Exam Marks	80
Total Number of Lecture Hours	50	Exam Hours	03

CREDITS - 04

Course objectives:

Students belonging to all branches of Engineering are made to learn certain fundamental topics related to mechanical engineering so that they will have a minimum understanding of mechanical systems, equipment and process.

Module -1	**Teaching Hours**
Energy Resources : Non-renewable and renewable energy resources, **Petroleum based** solid, liquid and gaseous fuels, Calorific values of fuels, Combustion and combustion products of fuels, **Solar Power :** Solar Radiation, Solar constant (definition only), Solar Thermal energy harvesting, ex: liquid flat plate collectors, solar ponds (principle of operation only), Solar photovoltaic principle.**WindPower :**principle of operation of a typical windmill. **Hydro Power :**Principles of electric power generation from hydropowerplants, **Nuclear Power :** Principles of Nuclear power plants, **Bio Fuels :** introduction to bio fuels, examples of various biofuels used in engineering applications, Comparison of biofuels with petroleum fuels in terms of calorific value and emission. **Steam Formation and Properties :** Classification of boilers, Lancashire boiler, Babcock and Wilcox boiler, boiler mountings and accessories (No sketches for mountings and accessories), wet steam, saturated and superheated steam, specific volume, enthalpy andinternal energy. (No numerical problems in this module)	**10 Hours**

Module -2	
Turbines and IC Engines and Pumps Steam turbines : Classification, Principle of operation of Impulse and reaction turbines, Delaval's turbine, Parson's turbine. (No compounding of turbines). **Gas turbines :**Classification, Working principles and Operations of Open cycle and closed cycle gas turbines. **Water turbines :**Classification, Principles and operations of Pelton wheel, Francis turbine and Kaplan turbine **Internal Combustion Engines :**Classification, I.C. Engines parts, 2 Stroke and 4 stroke Petrol engines, 4 stroke diesel engines. P-V diagrams of Otto and Diesel cycles. Problems on indicated power, brake power, indicated thermal efficiency, brake thermal efficiency, mechanical efficiency, and specific fuel consumption, [numericals on IC Engines].	**10 Hours**
Module - 3	
Machine Tools and Automation Machine Tools Operations : Turning, facing, knurling, Thread cutting, Taper Turning by swivelling the compound rest, Drilling, Boring, Reaming, Tapping, Counter Sinking, Counter Boring, -Plane milling, End milling, Slot milling. (No sketches of Machine tools, sketches to be used only for explaining operations. Students to be shown the available machine tools in the Machine Shop of the college before explaining the operations) **Robotics and Automation :** **Robotics :**Introduction, classification based on robots configuration; Polar, cylindrical, Cartesian Coordinate and spherical. Application, Advantages, and disadvantages **Automation :**Definition, types –Fixed, Programmable & Flexible automation, NC/ CNC machines: Basic elements with simple block diagrams, advantages and disadvantages.	**10 Hours**

Module-4	
Engineering materials and joining processes : **Engineering Materials :**Types and applications of Ferrous & Nonferrous metals and alloys, **Composites :**Introduction: Definition, Classification and applications (Air craft and Automobiles) **Soldering, Brazing and Welding :** Definitions, classification and method of soldering, Brazing and welding. Differences between soldering, Brazing and Welding. Description of Electric Arc Welding and Oxy-Acetylene Welding.	**10 Hours**
Module-5	
Refrigeration, Air-Conditioning : **Refrigerants :**properties of refrigerants, list of commonly used refrigerants. Refrigeration –Definitions – Refrigerating effect, Ton of Refrigeration, Ice making capacity, COP, Relative COP, unit of Refrigeration. Principle and working of vapor compression refrigeration and vapour absorption refrigeration: Principles and applications of air conditioners, Room air conditioner.	**10 Hours**

Course outcomes:

Students shall demonstrate knowledge associated with,

1. Various Energy sources, Boilers, Prime movers such as turbines and IC engines, refrigeration and air-conditioning systems
2. Metal removal process using Lathe, drilling, Milling Robotics and Automation.
3. Fair understanding of application and usage of various engineering materials.

Question paper pattern:

- The question paper will have ten questions.
- Each full Question consisting of 16 marks
- There will be **2** full questions(with a **maximum** of **four** sub questions)

from each module.

- Each full question will have sub questions covering all the topics under a module.
- The students will have to answer **5** full questions, selecting one full question from each module.from each module.
- Each full question will have sub questions covering all the topics under a module.

Text Books:

1. V.K.Manglik, **"Elements of Mechanical Engineering"**, PHI Publications, 2013. (Module-1,2,4,5)
2. MikellP.Groover, **"Automation, Production Systems & CIM"**, 3rd Edition, PHI (Module -3)
3. K.R.Gopalkrishna, **"A text Book of Elements of Mechanical Engineering"**- Subhash Publishers, Bangalore. (Module -1,2,3,4,5)

Reference Books:

1. S.TrymbakaMurthy, **"A Text Book of Elements of Mechanical Engineering"**, 4th Edition 2006, Universities Press (India) Pvt Ltd, Hyderabad.
2. K.P.Roy, S.K.HajraChoudhury, Nirjhar Roy, **"Elements of Mechanical Engineering"**, Media Promoters & Publishers Pvt Ltd,Mumbai,7th Edition,2012
3. Pravin Kumar, **"Basic Mechanical Engineering"**, 2013 Edition, Pearson.

ENGINEERING CHEMISTRY

[As per Choice Based Credit System (CBCS) scheme]
(Effective from the academic year 2015 -2016)
SEMESTER - I/II

Subject Code	15CHE12/15CHE22	IA Marks	20
Number of Lecture Hours/Week	04	Exam Marks	80
Total Number of Lecture Hours	50	Exam Hours	03

CREDITS - 04

Course objectives:

To provide students with knowledge of engineering chemistry for building technical competence in industries, research and development in the following fields

- Electrochemistry & Battery Technology.
- Corrosion & Metal Finishing.
- Fuels & Solar energy.
- Polymers.
- Water Technology & Nano Materials.

Module -1	**Teaching Hours**
Electrochemistry and Battery Technology **Electrochemistry**: Introduction, Derivation of Nernst equation for electrode potential. Reference electrodes: Introduction, construction, working and applications of calomel and Ag / AgCl electrodes. Measurement of electrode potential using calomel electrode. Ion selective electrode: Introduction; Construction and working of glass electrode, determination of pH using glass electrode. Concentration cells: Electrolyte concentration cells, numerical problems. **Battery Technology:** Introduction, classification - primary, secondary and reserve batteries. Characteristics - cell potential, current, capacity, electricity storage density, energy efficiency, cycle	**10 hours**

life and shelf life. Construction, working and applications of Zinc-Air, Nickel- metal hydride batteries. Lithium batteries: Introduction, construction, working and applications of Li-MnO_2 and Li-ion batteries. **Fuel Cells**: Introduction, difference between conventional cell and fuel cell, limitations & advantages. Construction, working & applications of methanol-oxygen fuel cell with H_2SO_4 electrolyte.	
Module -2	

Corrosion and Metal Finishing: **Corrosion**: Introduction, electrochemical theory of corrosion, galvanic series. Factors affecting the rate of corrosion: ratio of anodic to cathodic areas, nature of metal, nature of corrosion product, nature of medium – pH, conductivity, and temperature. Types of corrosion- Differential metal, differential aeration (Pitting and water line) and stress. Corrosion control: Inorganic coatings-Anodizing of Al and phosphating; Metal coatings-Galvanization and Tinning. Cathodic protection (sacrificial anodic and impressed current methods). **Metal Finishing:** Introduction, Technological importance. Electroplating: Introduction, principles governing-Polarization, decomposition potential and overvoltage. Factors influencing the nature of electro deposit-current density, concentration of metal ion & electrolyte; pH, temperature & throwing power of plating bath; additives- brighteners, levellers, structure modifiers & wetting agents. Electroplating of Nickel (Watt's Bath) and Chromium(decorative and hard). Electro less plating: Introduction, distinction between electroplating and electro less plating, electro less plating of copper & manufacture of double sided Printed Circuit Board with copper.	**10hours**
Module - 3	

Fuels and Solar Energy: **Fuels**: Introduction, classification, calorific value- gross and net calorific values, determination of calorific value of fuel using bomb calorimeter, numerical problems. Cracking: Introduction, fluidized catalytic cracking, synthesis of petrol by Fishcher-Tropsch process, reformation of petrol, octane and cetane numbers. Gasoline and diesel knocking and their mechanism, anti knocking agents, power alcohol & biodiesel. **Solar Energy:** Introduction, utilization and conversion, photovoltaic cells- construction and working. Design of PV cells: modules, panels & arrays. Advantages & disadvantages of PV cells. Production of solar grade silicon: Union carbide process, purification of silicon (zone refining), doping of silicon-diffusion technique (n&p types).	**10 hours**
Module - 4	

Polymers: Introduction, types of polymerization: addition and condensation, mechanism of polymerization- free radical mechanism taking vinyl chloride as an example. Molecular weight of polymers: number average and weight average, numerical problems. Glass transition temperature (T_g): Factors influencing T_g-Flexibility, inter molecular forces, molecular mass, branching & cross linking and stereo regularity. Significance of T_g. Structure property relationship: crystallinity, tensile strength, elasticity & chemical resistivity. Synthesis, properties and applications of PMMA (plexi glass), Polyurethane and polycarbonate. Elastomers: Introduction, synthesis, properties and applications of Silicone rubber. Adhesives: Introduction, synthesis, properties and applications of epoxy resin. Polymer Composites: Introduction, synthesis, properties and applications of Kevlar. Conducting polymers: Introduction, mechanism of conduction in Poly aniline and applications of conducting poly aniline.	**10 hours**
Module-5	

Water Technology and Nanomaterials: **Water Technology:** Introduction**,** boiler troubles with disadvantages & prevention methods-scale and sludge formation, priming and foaming, boiler corrosion(due to dissolved O_2, CO_2 and $MgCl_2$). Determination of DO, BOD and COD, numerical problems on COD. Sewage treatment: Primary, secondary (activated sludge method) and tertiary methods. Softening of water by ion exchange process. Desalination of sea water by reverse osmosis & electro dialysis (ion selective).. **Nano Materials:** Introduction, properties (size dependent). Synthesis-bottom up approach (sol-gel, precipitation, gas condensation & chemical vapour condensation processes). Nano scale materials- carbon nano tubes, nano wires, fullerenes, dendrimers, nano rods, & nano composites.	**10 hours**

Course outcomes:

On completion of this course, students will have knowledge in:

- Electrochemical and concentration cells. Classical & modern batteries and fuel cells.
- Causes & effects of corrosion of metals and control of corrosion. Modification of surface properties of metals to develop resistance to corrosion, wear, tear, impact etc. by electroplating and electro less plating.
- Production & consumption of energy for industrialization of country and living standards of people. Utilization of solar energy for different useful forms of energy.
- Replacement of conventional materials by polymers for various applications.
- Boiler troubles; sewage treatment and desalination of sea water, and
- Over viewing of synthesis, properties and applications of nanomaterials.

Question paper pattern:

- The question paper will have ten questions.
- Each full Question consisting of 16 marks
- There will be **2** full questions(with a **maximum** of **four** sub questions) from each module.
- Each full question will have sub questions covering all the topics under a module.
- The students will have to answer **5** full questions, selecting one full question from each module.

Text Books:

1. B.S.Jai Prakash, R.Venugopal, Sivakumaraiah & Pushpa Iyengar., **"Chemistry for Engineering Students"**, Subhash Publications, Bangalore.

2. R.V.Gadag & A.Nityananda Shetty., **"Engineering Chemistry"**, I K International Publishing House Private Ltd. New Delhi.
3. P.C.Jain & Monica Jain.,**"Engineering Chemistry"**, Dhanpat Rai Publications, New Delhi.

Reference Books:

1. O.G.Palanna,**"Engineering Chemistry"**,Tata McGraw Hill Education Pvt. Ltd. New Delhi, Fourth Reprint.
2. G.A.Ozin & A.C. Arsenault, **"Nanochemistry A Chemical Approach to Nanomaterials"**, RSC publishing, 2005.
3. **"Wiley Engineering Chemistry"**, Wiley India Pvt. Ltd. New Delhi. Second Edition.
4. V.R.Gowariker, N.V.Viswanathan & J.Sreedhar., **"Polymer Science"**, Wiley-Eastern Ltd.
5. M.G.Fontana., **"Corrosion Engineering"**, Tata McGraw Hill Publishing Pvt. Ltd. New Delhi.

ENGINEERING CHEMISTRY LABORATORY

[As per Choice Based Credit System (CBCS) scheme]

(Effective from the academic year 2015 -2016)

SEMESTER - I/II

Laboratory Code	15CHEL17/15CHEL27	IA Marks	20
Number of Lecture Hours/Week	3 (1 hr Tutorial +2 hrs lab)	Exam Marks	80
Total Number of Lecture Hours	50	Exam Hours	03

CREDITS - 02

Course objectives:

- To provide students with practical knowledge of quantitative analysis of materials by classical and instrumental methods for developing experimental skills in building technical competence.

Instrumental Experiments

1. Estimation of FAS potentiometrically using standard $K_2Cr_2O_7$ solution.
2. Estimation of Copper colorimetrically.
3. Estimation of Acids in acid mixture conductometrically.
4. Determination of pKa of weak acid using pH meter.
5. Determination of Viscosity co-efficient of the given liquid using Ostwald's viscometer.
6. Estimation of Sodium and Potassium in the given sample of water using Flame Photometer.

Volumetric Experiments

1. Estimation of Total hardness of water by EDTA complexometric method.
2. Estimation of CaO in cement solution by rapid EDTA method.
3. Determination of percentage of Copper in brass using standard sodium thiosulphate solution.
4. Estimation of Iron in haematite ore solution using standard $K_2Cr_2O_7$ solution by External Indicator method.
5. Estimation of Alkalinity (OH^-, CO_3^{--} & HCO_3^-) of water using standard HCl solution.
6. Determination of COD of waste water.

Course outcomes:

On completion of this course, students will have the knowledge in,

- Handling different types of instruments for analysis of materials using small quantities of materials involved for quick and accurate results, and
- Carrying out different types of titrations for estimation of concerned in materials using comparatively more quantities of materials involved for good results

Conduction of Practical Examination:

1. All experiments are to be included for practical examination.
2. One instrumental and another volumetric experiments shall be set.
3. Different experiments shall be set under instrumental and a common experiment under volumetric.
4. **Change of experiment is allowed only once and 15% Marks allotted to the procedure part to be made zero.**

Reference Books:

1. G.H.Jeffery, J.Bassett, J.Mendham and R.C.Denney, **"Vogel's Text Book of Quantitative Chemical Analysis"**
2. O.P.Vermani & Narula, **"Theory and Practice in Applied Chemistry"**, New Age International Publisers.
3. Gary D. Christian, **"Analytical chemistry**", 6th Edition, Wiley India.

ENGINEERING MATHEMATICS-I

[As per Choice Based Credit System (CBCS) scheme]
(Effective from the academic year 2015 -2016)
SEMESTER - I/II

Subject Code	15MAT11	IA Marks	20
Number of Lecture Hours/Week	04	Exam Marks	80
Total Number of Lecture Hours	50	Exam Hours	03

CREDITS - 04

Course Objectives:

To enable the students to apply the knowledge of Mathematics in various engineering fields by making them to learn the following:

- n^{th} derivatives of product of two functions and polar curves.
- Partial derivatives
- Vector calculus
- Reduction formulae of integration; To solve First order differential equations.
- Solution of system of linear equations , quadratic forms.

Module - 1	**Hours – 10**
Differential Calculus -1: determination of nth order derivatives of Standard functions - Problems. Leibnitz's theorem (without proof) - problems. **Polar Curves** - angle between the radius vector and tangent, angle between two curves, Pedal equation of polar curves. Derivative of arc length - Cartesian, Parametric and Polar forms (without proof) - problems. Curvature and Radius of Curvature – Cartesian, Parametric, Polar and Pedal forms (without proof) -problems	
Module -2	

Differential Calculus -2 Taylor's and Maclaurin's theorems for function of one variable(statement only)- problems. Evaluation of Indeterminate forms. **Partial derivatives** – Definition and simple problems, Euler's theorem(without proof) – problems, total derivatives, partial differentiation of composite functions-problems. Definition and evaluation of Jacobians	**Hours - 10**
Module – 3	
Vector Calculus: Derivative of vector valued functions, Velocity, Acceleration and related problems, Scalar and Vector point functions. Definition of Gradient, Divergence and Curl-problems. Solenoidal and Irrotational vector fields. Vector identities - div(ϕA), curl (ϕA), curl(grad ϕ), div(curl A).	**Hours - 10**
Module-4	
Integral Calculus: Reduction formulae - $\int Sin^n x\,dx, \int Cos^n x\,dx, \int Sin^m x\,Cos^n x\,dx,$ (m and n are positive integers), evaluation of these integrals with standard limits (0 to π/2) and problems. **Differential Equations** ; **Solution of first order and first degree differential equations** – Exact, reducible to exact and Bernoulli's differential equations .Orthogonal trajectories in Cartesian and polar form. Simple problems on Newton's law of cooling.	**Hours - 10**
Module-5	

Linear Algebra	**Hours - 10**
Rank of a matrix by elementary transformations, solution of system of linear equations - Gauss-elimination method, Gauss –Jordan method and Gauss-Seidel method Eigen values and Eigen vectors, Rayleigh's power method to find the largest Eigen value and the corresponding Eigen vector. Linear transformation, diagonalisation of a square matrix . Reduction of Quadratic form to Canonical form	

Course outcomes:

On completion of this course, students are able to

- Use partial derivatives to calculate rates of change of multivariate functions.
- Analyze position, velocity, and acceleration in two or three dimensions using the calculus of vector valued functions.
- Recognize and solve first-order ordinary differential equations, Newton's law of cooling
- Use matrices techniques for solving systems of linear equations in the different areas of Linear Algebra.

Question paper pattern:

- The question paper will have ten questions.
- Each full Question consisting of 16 marks
- There will be **2** full questions(with a **maximum** of **four** sub questions) from each module.
- Each full question will have sub questions covering all the topics under a module.
- The students will have to answer **5** full questions, selecting one full question from each module.

Text Books:

1. B.S. Grewal, "**Higher Engineering Mathematics**", Khanna publishers, 42nd edition, 2013.

2. Erwin Kreyszig, "**Advanced Engineering Mathematics**I, Wiley, 2013

Reference Books:

1. B.V. Ramana, "**Higher Engineering M athematics**", Tata Mc Graw-Hill, 2006
2. N.P.Bali and Manish Goyal, "**A text book of Engineering mathematics"**, Laxmi publications, latest edition.
3. H.K. Dass and Er. RajnishVerma, "**Higher Engineerig Mathematics**", S.Chand publishing, 1st edition, 2011.

ENGINEERING MATHEMATICS-II

[As per Choice Based Credit System (CBCS) scheme]
(Effective from the academic year 2015 -2016)
SEMESTER - I/II

Subject Code	15MAT21	IA Marks	20
Number of Lecture Hours/Week	04	Exam Marks	80
Total Number of Lecture Hours	50	Exam Hours	03

CREDITS - 04

Course objectives:

To enable students to apply the knowledge of Mathematics in various engineering fields by making them to learn the following'

- Ordinary differential equations
- Partial differential equations
- Double and triple integration
- Laplace transform

Module – I	**Teaching Hours**
Linear differential equations with constant coefficients: Solutions of second and higher order differential equations - inverse differential operator method, method of undetermined coefficients and method of variation of parameters.	**10 Hours**
Module -2	
Differential equations-2: **Linear differential equations with variable coefficients:** Solution of Cauchy's and Legendre's linear differential equations. **Nonlinear differential equations** - Equations solvable for p, equations solvable for y, equations solvable for x, general and singular solutions, Clairauit's equations and equations reducible to Clairauit's form.	**10 Hours**

Module – 3	
Partial Differential equations: Formulation of Partial differential equations by elimination of arbitrary constants/functions, solution of non-homogeneous Partial differential equations by direct integration, solution of homogeneous Partial differential equations involving derivative with respect to one independent variable only. Derivation of one dimensional heat and wave equations and their solutions by variable separable method.	**10 Hours**
Module-4	
Integral Calculus: **Double and triple integrals:** Evaluation of double and triple integrals. Evaluation of double integrals by changing the order of integration and by changing into polar co-ordinates. Application of double and triple integrals to find area and volume. **. Beta and Gamma functions:** definitions, Relation between beta and gamma functions and simple problems.	**10 Hours**
Module-5	
Laplace Transform Definition and Laplace transforms of elementary functions. Laplace transforms of $e^{at}f(t)$, $t^n f(t)$ *and* $\frac{f(t)}{t}$ (without proof) , periodic functions and unit-step function- problems **Inverse Laplace Transform** Inverse Laplace Transform - problems, Convolution theorem to find the inverse Laplace transforms(without proof) and problems, solution of linear differential equations using Laplace Transforms.	**10 Hours**

Course outcomes:

On completion of this course, students are able to,

- solve differential equations of electrical circuits, forced oscillation of mass spring and elementary heat transfer.
- solve partial differential equations fluid mechanics, electromagnetic theory and heat transfer.
- Evaluate double and triple integrals to find area , volume, mass and moment of inertia of plane and solid region.
- Use curl and divergence of a vector valued functions in various applications of electricity, magnetism and fluid flows.
- Use Laplace transforms to determine general or complete solutions to linear ODE

Question paper pattern:

- The question paper will have ten questions.
- Each full Question consisting of 16 marks
- There will be **2** full questions(with a **maximum** of **four** sub questions) from each module.
- Each full question will have sub questions covering all the topics under a module.
- The students will have to answer **5** full questions, selecting one full question from each module.

Text Books:

- B. S. Grewal," Higher Engineering Mathematics", Khanna publishers, 42nd edition, 2013.
- Kreyszig, "Advanced Engineering Mathematics " - Wiley, 2013

Reference Books:

- B.V.Ramana "Higher Engineering M athematics" Tata Mc Graw-Hill, 2006
- N P Bali and Manish Goyal, "A text book of Engineering mathematics" , Laxmi publications, latest edition.

  H. K Dass and Er. Rajnish Verma ,"Higher Engineerig Mathematics", S. Chand publishing,1st edition, 2011.

ENGINEERING PHYSICS

[As per Choice Based Credit System (CBCS) scheme]
(Effective from the academic year 2015 -2016)
SEMESTER - I/II

Subject Code	15PHY12/15PHY22	IA Marks	20
Number of Lecture Hours/Week	04	Exam Marks	80
Total Number of Lecture Hours	50	Exam Hours	03

CREDITS - 04

COURSE OBJECTIVES:

The Objective of this course is to make students learn and understand basic concepts and principles of physics to analyze practical engineering problems and apply its solutions effectively and meaningfully. To understand building up of models, design issues, practical oriented skills and problem solving challenges are the great task of the course. To know about shock waves and practical applications is the prime motto to introduce new technology at the initial stage of Engineering.

Module -1	**Teaching Hours**
Modern Physics and Quantum Mechanics Black body radiation spectrum, Assumptions of quantum theory of radiation, Plank's law, Weins law and Rayleigh Jeans law, for shorter and longer wavelength limits. Wave Particle dualism, deBroglie hypothesis. Compton Effect. Matter waves and their Characteristic properties, Definition of Phase velocity and group velocity, Relation between phase velocity and group velocity, Relation between group velocity and particle velocity. Heisenberg's uncertainity principle and its application, (Non-existence of electron in the nucleus).Wave function, Properties and physical significance of wave function, Probability density and Normalization of wave function. Setting up of one dimensional time independent Schrodinger wave equation. Eigen values and Eigen functions. Application of Schrodinger wave equation for a particle in a potential well of infinite depth and for free particle.	**10 Hours**

Module -2

Electrical Properties of Materials — **10 Hours**

Free–electron concept (Drift velocity, Thermal velocity, Mean collision time, Mean free path, relaxation time). Failure of classical free electron theory. Quantum free electron theory, Assumptions, Fermi factor, density of states (qualitative only) Fermi–Dirac Statistics. Expression for electrical conductivity based on quantum free electron theory, Merits of quantum free electron theory.

Conductivity of Semi conducting materials, Concentration of electrons and holes in intrinsic semiconductors, law of mass action.

Temperature dependence of resistivity in metals and superconducting materials. Effect of magnetic field (Meissner effect). Type I and Type II superconductors–Temperature dependence of critical field. BCS theory (qualitative). High temperature superconductors. Applications of superconductors –. Maglev vehicles.

Module – 3

Lasers and Optical Fibers — **10 Hours**

Einstein's coefficients (expression for energy density). Requisites of a Laser system. Condition for laser action. Principle, Construction and working of CO_2 laser and semiconductor Laser. Applications of Laser – Laser welding, cutting and drilling. Measurement of atmospheric pollutants. Holography–Principle of Recording and reconstruction of images.

Propagation mechanism in optical fibers. Angle of acceptance. Numerical aperture. Types of optical fibers and modes of propagation. Attenuation, Block diagram discussion of point to point communication, applications.

Module-4

Crystal Structure Space lattice, Bravais lattice–Unit cell, primitive cell. Lattice parameters. Crystal systems. Direction and planes in a crystal. Miller indices. Expression for inter – planar spacing. Co-ordination number. Atomic packing factors (SC,FCC,BCC). Bragg's law, Determination of crystal structure using Bragg's X–ray difractometer. Polymarphism and Allotropy. Crystal Structure of Diamond, qualitative discussion of Pervoskites.	**10 Hours**
Module-5	
Shock waves and Science of Nano Materials Definition of Mach number, distinctions between- acoustic, ultrasonic, subsonic and supersonic waves. Description of a shock wave and its applications. Basics of conservation of mass, momentum and energy. Normal shock equations (Rankine-Hugonit equations). Method of creating shock waves in the laboratory using a shock tube, description of hand operated Reddy shock tube and its characteristics. Introduction to Nano Science, Density of states in 1D, 2D and 3D structures. Synthesis : Top–down and Bottom–up approach, Ball Milling and Sol–Gel methods. CNT – Properties, synthesis: Arc discharge, Pyrolysis methods, Applications. Scanning Electron microscope: Principle, working and applications.	**10 Hours**

Course outcomes:

On Completion of this course, students are able to –

- Learn and understand more about basic principles and to develop problem solving skills and implementation in technology.
- Gain Knowledge about Modern physics and quantum mechanics will update the basic concepts to implement the skills.
- Study of material properties and their applications is the prime role to understand and use in engineering applications and studies.
- Study Lasers and Optical fibers and its applications are to import knowledge and to develop skills and to use modern instruments in the engineering applications.
- Understand Crystal structure and applications are to boost the technical skills and its applications.
- Expose shock waves concept and its applications will bring latest technology to the students at the first year level to develop research orientation programs at higher semester level.
- Understand basic concepts of nano science and technology.

Question paper pattern:

- The question paper will have ten questions.
- Each full Question consisting of 16 marks
- There will be **2** full questions(with a **maximum** of **four** sub questions) from each module.
- Each full question will have sub questions covering all the topics under a module.
- The students will have to answer **5** full questions, selecting one full question from each module.

Text Books:

1. Wiley precise Text, **Engineering Physics,** Wiley India Private Ltd., New Delhi.
   Book series – 2014,
2. Dr. M.N. Avadhanulu, Dr. P.G.Kshirsagar, **Text Book of Engineering Physics,** S Chand Publishing, New Delhi - 2012

Reference Books:

1. S.O.Pillai, **Solid State Physics, New** Age International. Sixth Edition.
2. Chintoo S Kumar ,K Takayana and K P J Reddy, **Shock waves made simple,** Willey India Pvt. Ltd. New Delhi,2014
3. A Marikani, **Engineering Physics,** PHI Learning Private Limited, Delhi - 2013
4. Prof. S. P. Basavaraju, **Engineering Physics,** Subhas Stores, Bangalore – 2
5. V Rajendran ,**Engineering Physics,** Tata Mc.Graw Hill Company Ltd., New Delhi - 2012
6. S Mani Naidu, **Engineering Physics,** Pearson India Limited - 2014

ENGINEERING PHYSICS LAB

Laboratory Code	15PHYL17 / 15PHYL27	IA Marks	20
Labs / Instructions Hours/Week	3 (1 hr Tutorial +2 hrs lab)	Exam Marks	80
Total Number of Lecture Hours	48	Exam Hours	03
CREDITS - 02			

Course Objectives:

- The Objective of this course is to make the students gain practical knowledge to co-relate with the theoretical studies. To achieve perfectness in experimental skills and the study of practical applications will bring more confidence and ability to develop and fabricate engineering and technical equipments.
- Design of circuits using new technology and latest components and to develop practical applications of engineering materials and use of principle in the right way to implement the modern technology.

EXPERIMENTS:

1. Black box experiment; Identification of unknown passive electrical components and determine the value of Inductance and Capacitance
2. Series and parallel LCR Circuits (Determination of resonant frequency and quality factor)
3. I–V Characteristics of Zener Diode. (determination of knee voltage, zener voltage and forward resistance)
4. Characteristics of Transistor (Study of Input and Output characteristics and calculation of input resistance, output resistance and amplification factor)
5. Photo Diode Characteristics (Study of I–V characteristics in reverse bias and variation of photocurrent as a function of reverse voltage and intensity).
6. Dielectric constant (Measurement of dielectric constant).
7. Diffraction (Measurement of wavelength of laser source using diffraction grating).
8. Torsional pendulum (Determination of M.I. of wire and Rigidity modulus).
9. Determination of Fermi energy. (Measurement of Fermi energy in copper).
10. Uniform Bending Experiment (Determination of Youngs modulus of material bar).
11. Newtons Rings, (Determination of radius of curvature of plano convex lens).

12. Verification of Stefan's Law.

Course Outcomes:

On Completion of this course, students are able to –

- Develop skills to impart practical knowledge in real time solution.
- Understand principle, concept, working and application of new technology and comparison of results with theoretical calculations.
- Design new instruments with practical knowledge.
- Gain knowledge of new concept in the solution of practical oriented problems and to understand more deep knowledge about the solution to theoretical problems.
- Understand measurement technology, usage of new instruments and real time applications in engineering studies.

Note: 1) All the above twelve experiments are to be conducted

2) Two experiments are to be performed by the students in the examination

ENVIRONMENTAL STUDIES

[As per Choice Based Credit System (CBCS) scheme]

(Effective from the academic year 2015 -2016)

SEMESTER - I/II

Subject Code	15CIV18/15CIV28	IA Marks	10
Number of Lecture Hours/Week	02	Exam Marks	40
Total Number of Lecture Hours	25	Exam Hours	02

Course Objectives:

1. **To identify the major challenges in environmental issues and evaluate possible solutions.**
2. **Develop analytical skills, critical thinking and demonstrate socio-economic skills for sustainable development.**
3. **To analyze an overall impact of specific issues and develop environmental management plan.**

Module - 1

Introduction: Environment - Components of Environment Ecosystem: Types & Structure of Ecosystem, Balanced ecosystem Human Activities – Food, Shelter, And Economic & Social Security. **2 Hours**

Impacts of Agriculture & Housing Impacts of Industry, Mining & Transportation Environmental Impact Assessment, Sustainable Development. **3 Hours**

Module - 2

Natural Resources, Water resources – Availability & Quality aspects, Water borne diseases & water induced diseases, Fluoride problem in drinking water Mineral resources, Forest Wealth Material Cycles – Carbon Cycle, Nitrogen Cycle & Sulphur Cycle. **2 Hours**

Energy – Different types of energy, Conventional sources & Non Conventional sources of energy Solar energy, Hydro electric energy, Wind Energy, Nuclear energy, Biomass & Biogas Fossil Fuels, Hydrogen as an alternative energy. **3 Hours**

Module -3

Environmental Pollution – Water Pollution, Noise pollution, Land Pollution, Public Health Aspects. **2 Hours**

Global Environmental Issues: Population Growth, Urbanization, Land Management, Water & Waste Water Management. **3 Hours**

Module -4

Air Pollution & Automobile Pollution: Definition, Effects – Global Warming, Acid rain & Ozone layer depletion, controlling measures. **3 Hours**

Solid Waste Management, E - Waste Management & Biomedical Waste Management - Sources, Characteristics & Disposal methods. **2 Hours**

Module - 5

Introduction to GIS & Remote sensing, Applications of GIS & Remote Sensing in Environmental Engineering Practices. **2 Hours**

Environmental Acts & Regulations, Role of government, Legal aspects, Role of Non-governmental Organizations (NGOs) , Environmental Education & Women Education. **3 Hours**

Course Outcome:

Students will be able to,

1. Understand the principles of ecology and environmental issues that apply to air, land, and water issues on a global scale,
2. Develop critical thinking and/or observation skills, and apply them to the analysis of a problem or question related to the environment,
3. Demonstrate ecology knowledge of a complex relationship between biotic and abiotic components
4. Apply their ecological knowledge to illustrate and graph a problem and describe the realities that managers face when dealing with complex issues

Text Books:

1. Benny Joseph (2005), **"Environmental Studies"**, Tata McGraw – Hill Publishing Company Limited.
2. R.J.Ranjit Daniels and Jagadish Krishnaswamy, (2009), **"Environmental Studies",** Wiley India Private Ltd., New Delhi.
3. R Rajagopalan, **"Environmental Studies – From Crisis to Cure**", Oxford University Press, 2005,
4. Aloka Debi, **"Environmental Science and Engineering",** Universities Press (India) Pvt. Ltd. 2012.

Reference Books:

1. Raman Sivakumar, **"Principals of Environmental Science and Engineering",** Second Edition, Cengage learning Singapore, 2005
2. P. Meenakshi, **"Elements of Environmental Science and Engineering",** Prentice Hall of India Private Limited, New Delhi, 2006
3. S.M. Prakash, **"Environmental Studies",** Elite Publishers Mangalore, 2007
4. Erach Bharucha, **"Text Book of Environmental Studies"**, for UGC, University press, 2005
5. G.Tyler Miller Jr., **"Environmental Science – working with the Earth"**, Tenth Edition, Thomson Brooks /Cole, 2004
6. G.Tyler Miller Jr., **"Environmental Science – working with the Earth"**, Eleventh Edition, Thomson Brooks /Cole, 2006
7. Dr.Pratiba Sing, Dr.AnoopSingh and Dr.Piyush Malaviya, **"Text Book of Environmental and Ecology"**, Acme Learning Pvt. Ltd. New Delhi.

Functional English

Introduction	Importance of Languages	
Grammer	Parts of Speech, Usage of Preposition and Article, Punctuation	5 Hours
Tenses & Degrees of Comparison		3 Hours
Transformation of Sentences	Active-Passive, Affirmative-Negative, Exclamatory-Assertive, Interrogative-Assertive, Kinds of sentences	5 Hours
Direct-Indirect Speech		5 Hours
Vocabulary Usage	Homonyms, Correcting Spelling, One-word equivalents	7 Hours
Precis Writing		3 Hours
Essay/Report Writing		5 Hours
Letter Writing	Personal, Official, Applications	5 Hours
Idioms & Phrases	Meaning & Usage in sentences	5 Hours
Comprehension	Of an unseen passage	2 Hours
Elaboration	Expansion of ideas, proverbs	2 Hours
Presentation	Preparation of materials and presentation – step	3 Hours

Suggested Text Books:

1) SLN Sharma & K Shankaranarayana **"Basic Grammar"**, Navakarnataka Publications.
2) Jones **"New International Business English"**, published by Cambridge University Press.

Reference Books:

1) G. Sankaran, **"English Rank Scorer"**, Addone Publishing group, Thiruvanantapuram, Kerala
2) Wren & Martin **"English Grammar"**.
3) John Seely, **"Oxford Guide to Speaking and Writing**", 2000

Kannada Kali

Lesson 1 :	Introducing each other – 1. Personal Pronouns, Possessive forms, Interrogative words.
Lesson 2 :	Introducing each other – 2. Personal Pronouns, Possessive forms, Yes/No Type Interrogation
Lesson 3 :	About Ramanaya. Possessive forms of nons, dubitive question, Relative nouns
Lesson 4 :	Enquiring about a room for rent. Qualitative and quantitative adjectives.
Lesson 5 :	Enquiring about the college. Predicative forms, locative case.
Lesson 6 :	In a hotel Dative case defective verbs.
Lesson 7 :	Vegetable market. Numeral, plurals.
Lesson 8 :	Planning for a picnic. Imperative, Permissive, hortative.
Lesson 9 :	Conversation between Doctor and the patient. Verb- iru, negation – illa, non – past tense.
Lesson 10:	Doctors advise to Patient. Potential forms, no – past continuous.
Lesson 11:	Discussing about a film. Past tense, negation.
Lesson 12:	About Brindavan Garden. Past tense negation.

Lesson 13:	About routine activities of a student. Verbal Participle, reflexive form, negation.
Lesson 14:	Telephone conversation. Past and present perfect past continuous and their negation.
Lesson 15:	About Halebid, Belur. Relative participle, negation.
Lesson 16:	Discussing about examination and future plan. Simple conditional and negative
Lesson 17:	Karnataka (Lesson for reading)
Lesson 18:	Kannada Bhaashe (Lesson for reading)
Lesson 19:	Mana taruva Sangati alla (Lesson for reading)
Lesson 20:	bEku bEDagaLu (lesson for reading)

1. ಶ್ರಾವಣ (ಕವನ) ದ.ರಾ.ಬೇಂದ್ರೆ
2. ಡಾ. ವಿಶ್ವೇಶ್ವರಯ್ಯ ವ್ಯಕ್ತಿ ಮತ್ತು ಐತಿಹ್ಯ (ವ್ಯಕ್ತಿಚಿತ್ರ) ಎ.ಎನ್. ಮೂರ್ತಿರಾವ್
3. ದೋಣಿ ಹರಿಗೋಲುಗಳಲ್ಲಿ (ಪ್ರವಾಸ ಕಥನ) ಶಿವರಾಮ ಕಾರಂತ
4. ಅಣ್ಣಪ್ಪನ ರೇಷ್ಮೆ ಕಾಯಿಲೆ (ಪ್ರಬಂಧ) ಕುವೆಂಪು
5. ನಮ್ಮ ಎಮ್ಮೆಗೆ ಮಾತು ತಿಳಿಯುವುದೇ (ವಿನೋದ) ಗೋರೂರು ರಾಮಸ್ವಾಮಿ ಅಯ್ಯಂಗಾರ್
6. ಅನೆಹಳ್ಳದಲ್ಲಿ ಹುಡುಗಿಯರು(ವಿಜ್ಞಾನ ಲೇಖನ) ಬಿ.ಜಿ.ಎಲ್ ಸ್ವಾಮಿ
7. ಬೆಡ್ ನಂ. ಏಳು (ಕತೆ) ತ್ರಿವೇಣಿ
8. ರೊಟ್ಟಿ ಮತ್ತು ಕೋವಿ (ಕವನ) ಸು.ರಂ.ಎಕ್ಕುಂಡಿ
9. ಗುಬ್ಬಚ್ಚಿ ಗೂಡು (ಅಂಕಂ ಬರಹ) ಲಂಕೇಶ್
10. ಚೀಂಕ್ರ ಮೇಸ್ತ್ರಿ ಮತ್ತು ಹಾವುಮೀನು (ಪರಿಸರ ಲೇಖನ) ಕೆ.ಪೂರ್ಣಚಂದ್ರ ತೇಜಸ್ವಿ
11. ಗಾಂಧಿ (ಕತೆ) ಬೆಸಗರಹಳ್ಳಿ ರಾಮಣ್ಣ
12. ಬೆಳ್ಳಿಯ ಹಾಡು (ಕವನ) ಸಿದ್ಧಲಿಂಗಯ್ಯ
13. ಎಲ್ಲ ಹುಡುಗಿಯರ ಕನಸು (ಕವನ) ಸವಿತಾ ನಾಗಭೂಷಣ
14. ನೀರು (ಕತೆ) ಬಸವರಾಜ ಕುಕ್ಕರಹಳ್ಳಿ
15. ಕರ್ನಾಟಕ ಸಂಸ್ಕೃತಿ ಸ್ವರೂಪ (ಪರಿಚಯ ಲೇಖನ) ರಹಮತ ತರೀಕೆರೆ
16. ತಂತ್ರಜ್ಞಾನ ಕಲಿಕೆಯಲ್ಲಿ ಭಾಷೆ (ತಂತ್ರಜ್ಞಾನ ಬರಹ) ಎಸ್.ಸುಂದರ್
17. ಕೊಣವೇಗೌಡ (ಕಾವ್ಯ) ಜಾನಪದ

PROGRAMMING IN C AND DATA STRUCTURES
[As per Choice Based Credit System (CBCS) scheme]
(Effective from the academic year 2015 -2016)
SEMESTER - I/II

Subject Code	15PCD13/23	IA Marks	20
Number of Lecture Hours/Week	04	Exam Marks	80
Total Number of Lecture Hours	50	Exam Hours	03

CREDITS - 04

Course objectives:

The objectives of this course is to make students to learn basic principles of Problem solving, implementing through C programming language and to design & develop programming skills. To gain knowledge of data structures and their applications.

Module -1 : INTRODUCTION TO C LANGUAGE	**Teaching Hours**
Pseudo code solution to problem, Basic concepts in a C program, Declaration, Assignment & Print statements, Data Types, operators and expressions etc, Programming examples and exercise. **Text 1:** Chapter 2, **and** **Text 2:** 1.1, 1.2, 1.3	**10Hours**
Module -2: BRANCHING AND LOOPING	
Two way selection (if, if-else, nested if-else, cascaded if-else), switch statement, ternary operator? Go to, Loops (For, while-do, do-while) in C, break and continue, Programming examples and exercises. **Text 1:** Chapter 3**.** **&** **Text 2:** 4.4.	**10 Hours**
Module – 3: FUNCTIONS, ARRAYS AND STRINGS	
ARRAYS AND STRINGS: Using an array, Using arrays with Functions, Multi-Dimensional arrays. String: Declaring, Initializing, Printing and reading strings, string manipulation functions, String input and output functions, array of strings, Programming examples and Exercises. **Text 1:** 5.7, & **Text 2**: 7.3, 7.4, chapter 9 **FUNCTIONS**: Functions in C, Argument Passing – call by value, call by reference, Functions and program structure, location of functions, void and parameter less Functions, Recursion, Programming examples and exercises. **Text 1:** 1.7, 1.8, Chapter 4. **Text 2:** 5.1 to 5.4.	**10 Hours**

Module-4: STRUCTURES AND FILE MANAGEMENT	
Basic of structures, structures and Functions, Array of structures, structure Data types, type definition, Defining, opening and closing of files, Input and output operations, Programming examples and exercises. **Text 1:** 6.1 to 6.3. **Text 2**: 10.1 to 10.4, Chapter 11.	**10 Hours**
Module-5: POINTERS AND PREPROCESSORS & Data Structures	
Pointers and address, pointers and functions (call by reference) arguments, pointers and arrays, address arithmetic, character pointer and functions, pointers to pointer ,Initialization of pointer arrays, Dynamic memory allocations methods, Introduction to Preprocessors, compiler control Directives, Programming examples and exercises. **Text 1:** 5.1 to 5.6, 5.8. **Text 2: 12.2,** 12.3**, 13.1 to 13.7**. **Introduction to Data Structures**: Primitive and non primitive data types, Abstract data types, Definition and applications of Stacks, Queues, Linked Lists and Trees. **Text 2 : 14.1, 14.2, 14.11, 14.12, 14.13, 14.15, 14.16, 14.17, 15.1**.	**10 Hours**

Course outcomes: On completion of this course, students are able to

- Achieve Knowledge of design and development of C problem solving skills.
- Understand the basic principles of Programming in C language
- Design and develop modular programming skills.
- Effective utilization of memory using pointer technology
- Understands the basic concepts of pointers and data structures.

Question paper pattern:

- The question paper will have ten questions.
- Each full Question consisting of 16 marks
- There will be **2** full questions(with a **maximum** of **four** sub questions) from each module.
- Each full question will have sub questions covering all the topics under a module.
- The students will have to answer **5** full questions, selecting one full question from each module.

Text Books:

1. Brian W. Kernighan and Dennis M. Ritchie: The C Programming Language, 2nd Edition, PHI, 2012.
2. Jacqueline Jones & Keith Harrow: Problem Solving with C, 1st Edition, Pearson 2011.

Reference Books:

1. Vikas Gupta: Computer Concepts and C Programming, Dreamtech Press 2013.
2. R S Bichkar, Programming with C, University Press, 2012.
3. V Rajaraman: Computer Programming in C, PHI, 2013.

VISVESVARAYA TECHNOLOGICAL UNIVERSITY, BELGAUM
CHOICE BASED CREDIT SYSTEM (CBCS)
SCHEME OF TEACHING AND EXAMINATION 2015-2016

I SEMESTER B.E./B.TECH.

PHYSICS GROUP

Sl. No.	Subject Code	Subject		Teaching Department	Board	Theory /Lab/ Drawing (Hrs/ Week)	Examination Marks			Credits
							Th./Pr.	I.A.	Total	
1	15MAT11	Engineering Maths-I	BS	Maths	Basic Sc.	4 (T)	80	20	100	4
2	15PHY12	Engineering Physics	BS	Physics	Basic Sc.	4 (T)	80	20	100	4
3	15CIV13	Elements of Civil Engg. & Mechanics	ES	Civil Engg.	Civil Engg.	4 (T)	80	20	100	4
4	15EME14	Elements of Mechanical Engg.	ES	Mech. Engg.	Mech. Engg.	4 (T)	80	20	100	4
5	15ELE15	Basic Electrical Engg.	ES	E & E	E & E	4 (T)	80	20	100	4
6	15WSL16	Workshop Practice	ES	Mech., Auto, IP, IEM, Mfg. Engg.	Mech. Engg.	3(2 hrs lab+ 1 hr instruction)	80	20	100	2
7	15PHYL17	Engg. Physics Lab	BS	Physics	Basic Sc.	3(2 hrs lab+ 1 hr instruction)	80	20	100	2
8	15CPH18	Constitution of India, Professional Ethics and Human Rights (CPH)	MNC	Humanities		2 (Tutorial)	40	10	50	--
9		Language (Kan.)	Mandatory Learning	Humanities		1 (T)	-	-	-	--
						29	600	150	750	24

Note: The Subjects Kannada and English are Audit Courses

VISVESVARAYA TECHNOLOGICAL UNIVERSITY, BELGAUM
CHOICE BASED CREDIT SYSTEM (CBCS)
SCHEME OF TEACHING AND EXAMINATION 2015-2016

IISEMESTER B.E./B.TECH.

PHYSICS GROUP

Sl. No.	Subject Code	Subject		Teaching Department	Board	Theory /Lab/ Drawing (Hrs/ Week)	Examination Marks			Credits
							Th./Pr.	I.A.	Total	
1	15MAT21	Engineering Maths-II	BS	Maths	Basic Sc.	4 (T)	80	20	100	4
2	15PHY22	Engineering Physics	BS	Physics	Basic Sc.	4 (T)	80	20	100	4
3	15CIV23	Elements of Civil Engg. & Mechanics	ES	Civil Engg.	Civil Engg.	4 (T)	80	20	100	4
4	15EME24	Elements of Mechanical Engg.	ES	Mech. Engg.	Mech. Engg.	4 (T)	80	20	100	4
5	15ELE25	Basic Electrical Engg.	ES	E & E	E & E	4 (T)	80	20	100	4
6	15WSL26	Workshop Practice	ES	Mech., Auto, IP, IEM, Mfg. Engg.	Mech. Engg.	3(2 hrs lab+ 1 hr instruction)	80	20	100	2
7	15PHYL27	Engg. Physics Lab	BS	Physics	Basic Sc.	3(2 hrs lab+ 1 hr instruction)	80	20	100	2
8	15CPH28	Constitution of India, Professional Ethics and Human Rights	MNC	Humanities		2 (Tutorial)	40	10	50	--
9		Language (Kan.)	Mandatory Learning	Humanities		1 (T)	-	-	-	--
						29	600	150	750	24

Note: The Subjects Kannada and English are Audit Courses

WORKSHOP PRACTICE

[As per Choice Based Credit System (CBCS) scheme]

(Effective from the academic year 2015 -2016)

SEMESTER - I/II

Subject Code	**15WSL16/15WSL26**	IA Marks	20
Labs / Tutorial Hours/Week	3 (1 hr Tut +2 hrs lab)	Exam Marks	80
Total Number of Lecture Hours	42	Exam Hours	03

CREDITS - 02

Course objectives:

- To impart knowledge and skill to use tools, machines, equipment, and measuring instruments.
- Educate students of Safe handling of machines and tools.

Module -1	**Teaching Hours**
1. Demonstration on use of Hand Tools: V-block, Marking Gauge, Files, Hack Saw, Drills, Taps.Minimum 3 models involving Dove tail joint,Triangular joint and Semicircular joint. 2. Welding: Study of electric arc welding tools &equipments, Models: Butt Joint, Lap Joint, T joint & L-joint. 3. Sheet Metal & Soldering Work: Development & Soldering of the models: Tray, Frustum of cone, Prism(Hexagon & Pentagon),Truncated Square Pyramid, Funnel.	**3 Hours**

Course outcomes:

At the end of the course, the student will be able to:

1. Demonstrate and produce different types of fitting models.
2. Gain knowledge of development of sheet metal models with an understanding of their applications.
3. Perform soldering and welding of different sheet metal & welded joints.
4. Understand the Basics of Workshop practices.

Ref Books:

1. Elements of Workshop Technology:Vol I:Manufacturing Processes, S K Hajra.

Choudhury, A K. Hajra Choudhury,15th Edition Reprinted 2013,Media Promoters &Publishers Pvt Ltd., Mumbai.

Note: ***No mini drafters and drawing boards required. Drawings (Developments) can be doneon sketch sheets using scale , pencil and Geometrical Instruments***

VISVESVARAYA TECHNOLOGICAL UNIVERSITY, BELGAUM
CHOICE BASED CREDIT SYSTEM (CBCS)
SCHEME OF TEACHING AND EXAMINATION 2015-2016

B.E. CIVIL ENGINEERING

(Common to _____)

III SEMESTER

Sl. No	Subject Code	Title	Teaching Hours / Week		Examination				Credits
			Theory	Practical/ Drawing	Duration	Theory/ Practical Marks	I.A. Marks	Total Marks	
1	15MAT31	Engineering Mathematics – III	04		03	80	20	100	4
2	15CV32	Strength of Materials	04		03	80	20	100	4
3	15CV33	Fluid Mechanics	04		03	80	20	100	4
4	15CV34	Basic Surveying	04		03	80	20	100	4
5	15CV35	Engineering Geology	04		03	80	20	100	4
6	15CV36	Building Materials and Construction	04		03	80	20	100	4
7	15CVL37	Building Materials Testing Laboratory		1I+2P	03	80	20	100	2
8	15CVL38	Basic Surveying Practice		1I+2P	03	80	20	100	2
TOTAL			**24**	**6**	**24**	**640**	**160**	**800**	**28**

Note:

Core Subjects:	*15CV31, 15CV32, 15CV33, 15CV34, 15CV35, 15CV36*
Laboratory & Practice:	*15CVL37, 15CVL38*

VISVESVARAYA TECHNOLOGICAL UNIVERSITY, BELGAUM
CHOICE BASED CREDIT SYSTEM (CBCS)
SCHEME OF TEACHING AND EXAMINATION 2015-2016

B.E. CIVIL ENGINEERING

(Common to _____)

IV SEMESTER

Sl. No	Subject Code	Title	Teaching Hours / Week		Examination				Credits
			Theory	Practical / Drawing	Duration	Theory/ Practical Marks	I.A. Marks	Total Marks	
1	15MAT31	Engineering Mathematics – IV	04		03	80	20	100	4
2	15CV42	Analysis of Determinate Structures	04		03	80	20	100	4
3	15CV43	Applied Hydraulics	04		03	80	20	100	4
4	15CV 44	Concrete Technology	04		03	80	20	100	4
5	15CV45	Basic Geotechnical Engineering	04		03	80	20	100	4
6	15CV46	Advanced Surveying	04		03	80	20	100	4
7	15CVL47	Fluid Mechanics Laboratory		1I+2P	03	80	20	100	2
8	15CVL48	Engineering Geology Laboratory		1I+2P	03	80	20	100	2
TOTAL			**24**	**06**	**24**	**640**	**160**	**800**	**28**

Note:

Core Subjects:	*15CV 41, 15CV42, 15CV43, 15CV 44, 15CV45, 15CV46*
Laboratory & Practice:	*15CVL47, 15CVL48*

VISVESVARAYA TECHNOLOGICAL UNIVERSITY, BELGAUM
CHOICE BASED CREDIT SYSTEM (CBCS)
SCHEME OF TEACHING AND EXAMINATION 2015-2016

B.E. CIVIL ENGINEERING

V SEMESTER

Sl. No.	Subject Code	Title	Teaching Hours /Week		Examination				Credits
			Theory	Practical/ Drawing	Duration	Theory/ Practical Marks	I.A. Marks	Total Marks	
1	15CV51	Design of RC Structural Elements	04		03	80	20	100	4
2	15CV52	Analysis of Indeterminate Structures	04		03	80	20	100	4
3	15CV53	Applied Geotechnical Engineering	04		03	80	20	100	4
4	15CV54	Computer Aided Building Planning and Drawing	01	3D	03	80	20	100	4
5	15CV55X	Professional Elective-1	03		03	80	20	100	3
6	15CV56X	Open Elective-1	03		03	80	20	100	3
7	15CVL57	Geotechnical Engineering Laboratory		1I+2P	03	80	20	100	2
8	15CVL58	Concrete and Highway Materials Laboratory		1I+2P	03	80	20	100	2
		TOTAL	**19**	**09**	**24**	**640**	**160**	**800**	**26**

Professional Elective 1		**Open Elective 1**	
15CV551	Air pollution and Control	15CV561	Traffic Engineering
15CV552	Railways, Harbours, tunneling and Airports	15CV562	Sustainability Concepts in Engineering
15CV553	Masonry Structures	15CV563	Remote Sensing and GIS
15CV554	Theory of Elasticity	15CV564	Occupational Health and Safety
		15NC565	NCC

1. **Professional Elective:** Elective relevant to chosen specialization/ branch
2. **Open Elective**: Electives from other technical and/or emerging subject areas

VISVESVARAYA TECHNOLOGICAL UNIVERSITY, BELGAUM
CHOICE BASED CREDIT SYSTEM (CBCS)
SCHEME OF TEACHING AND EXAMINATION 2015-2016

B.E. CIVIL ENGINEERING

VI SEMESTER

Sl. No.	Subject Code	Title	Teaching Hours /Week		Examination				Credits
			Theory	Practical/ Drawing	Duration	Theory/ Practical Marks	I.A. Marks	Total Marks	
1	15CV61	Construction Management and Entrepreneurship	04		03	80	20	100	4
2	15CV62	Design of Steel Structural Elements	04		03	80	20	100	4
3	15CV63	Highway Engineering	04		03	80	20	100	4
4	15CV64	Water Supply and Treatment Engineering	04		03	80	20	100	4
5	15CV65X	Professional Elective 2	03		03	80	20	100	3
6	15CV66X	Open Elective 2	03		03	80	20	100	3
7	15CVL67	Software Application Lab		1I+2P	03	80	20	100	2
8	15CVP68	Extensive Survey Project /Camp		1I+2P	03	80	20	100	2
TOTAL			**22**	**6**	**24**	**640**	**160**	**800**	**26**

Professional Elective-2		**Open Elective-2**	
15CV651	Solid Waste Management	15CV661	Water Resource Management
15CV652	Matrix Method of Structural Analysis	15CV662	Environmental Protection and Management
15CV653	Alternative Building Materials	15CV663	Numerical Methods and applications
15CV654	Ground Improvement Techniques	15CV664	Finite Element Analysis

VISVESVARAYA TECHNOLOGICAL UNIVERSITY, BELGAUM
CHOICE BASED CREDIT SYSTEM (CBCS)
SCHEME OF TEACHING AND EXAMINATION 2015-2016

B.E. CIVIL ENGINEERING

VII SEMESTER

Sl. No.	Subject Code	Title	Teaching Hours /Week		Examination				Credits
			Theory	Practical/ Drawing	Duration	I.A. Marks	Theory/ Practical Marks	Total Marks	
1	15CV71	Municipal and Industrial Waste Water Engineering	04		03	20	80	100	4
2	15CV72	Design of RCC and Steel Structures	04		03	20	80	100	4
3	15CV73	Hydrology and Irrigation Engineering	04		03	20	80	100	4
4	15CV74X	Professional Elective 3	03		03	20	80	100	3
5	15CV75X	Professional Elective 4	03		03	20	80	100	3
6	15CVL76	Environmental Engineering Laboratory		1I+2P	03	20	80	100	2
7	15CVL77	Computer Aided Detailing of Structures		1I+2D	03	20	80	100	2
8	15CVP78	Project Phase I +Project Seminar		3		100		100	2
TOTAL			**18**	**9**	**21**	**240**	**560**	**800**	**24**

Professional Elective 3		**Professional Elective 4**	
15CV741	Design of Bridges	15CV751	Urban Transportation and Planning
15CV742	Ground Water & Hydraulics	15CV752	Prefabricated Structures
15CV743	Design Concept of Building Services	15CV753	Rehabilitation and Retrofitting of Structures
15CV744	Structural Dynamics	15CV754	Reinforced Earth Structures

1. Project Phase-I + Seminar: Literature Survey, Problem Identification, objectives and Methodology, Submission of synopsis and seminar

VISVESVARAYA TECHNOLOGICAL UNIVERSITY, BELGAUM
CHOICE BASED CREDIT SYSTEM (CBCS)
SCHEME OF TEACHING AND EXAMINATION 2015-2016

B.E. CIVIL ENGINEERING

VIII SEMESTER

Sl. No.	Subject Code	Title	Teaching Hours /Week		Examination				Credits
			Theory	Practical/ Drawing	Duration	I.A. Marks	Theory/ Practical Marks	Total Marks	
1	15CV81	Quantity Surveying and Contracts Management	4	-	3	20	80	100	4
2	15CV82	Design of Pre Stressed Concrete Elements	4	-	3	20	80	100	4
3	15CV83X	Professional Elective 5	3	-	3	20	80	100	3
4	15CV84	Internship/Professional Practice	Industry Oriented		3	50	50	100	2
5	15CVP85	Project Work	-	6	3	100	100	200	6
6	15CVS86	Seminar on current trends in Engineering and Technology	-	4	-	100	-	100	1
TOTAL			**11**	**10**	**15**	**310**	**390**	**700**	**20**

Professional Elective 5	
15CV831	Earthquake Engineering
15CV832	Hydraulic Structures
15CV833	Pavement Design
15CV834	Advanced Foundation Design

VISVESVARAYA TECHNOLOGICAL UNIVERSITY, BELGAUM

CHOICE BASED CREDIT SYSTEM (CBCS)

CIVIL ENGINEERING BOARD

SCHEME OF TEACHING AND EXAMINATION

General Notes:

1. ***The teaching learning process should be as per the Choice Based Credit System***
2. ***All Civil Engineering Departments should have a "CIVIL ENGINEERING MUSEUM" with collections related to civil engineering like models, charts, material samples, fixtures and fittings etc. which assist effective teaching learning process.***
3. ***The teaching learning process may be planned to develop capabilities, competencies and skills required for career development based on course beginning and course end surveys.***
4. ***Course objectives, course outcomes and program objectives given under each course are broad and indicative.***
5. ***The course coordinator/teacher/instructors are informed to deliberate in the faculty meeting with module coordinator, program coordinator along with the stake holders to develop the respective course plans.***
6. ***The department advisory board may make suitable changes to the course objectives, course outcomes and program objectives according to their finalized course plans.***
7. ***The faculty should complement the teaching with case studies and field visits wherever required.***
8. ***One faculty development program to be conducted to compliment teaching learning process by the department in a year***

Course Title: STRENGTH OF MATERIALS

[As per Choice Based Credit System (CBCS) scheme]

SEMESTER – III

Subject Code	15CV32	I.A. Marks	20
Number of Lecture Hours/Week	04	Exam. Marks	80
Total Number of Lecture Hours	50	Exam. Hours	03

CREDITS – 04

Course objectives: This course will enable students;

1. To understand the basic concepts of the stresses and strains for different materials and strength of structural elements.
2. To know the development of internal forces and resistance mechanism for one dimensional and two dimensional structural elements.
3. To analyse and understand different internal forces and stresses induced due to representative loads on structural elements.
4. To analyse and understand principal stresses due to the combination of two dimensional stresses on an element and failure mechanisms in materials.
5. To evaluate the behavior of torsional members, columns and struts.

Modules	Teaching Hours	Revised Bloom's Taxonomy (RBT) Level
Module -1:		
Simple Stresses and Strain: Introduction, Definition and concept and of stress and strain. Hooke's law, Stress-Strain diagrams for ferrous and non-ferrous materials, factor of safety, Elongation of tapering bars of circular and rectangular cross sections, Elongation due to self-weight. Saint Venant's principle, Compound bars, Temperature stresses, Compound section subjected to temperature stresses, state of simple shear, Elastic constants and their relationship.	**10 Hours**	**L2,L3**
Module -2:		
Compound Stresses: Introduction, state of stress at a point, General two dimensional stress system, Principal stresses and principal planes. Mohr's circle of stresses	**5 Hours**	**L2,L4**
Thin and Thick Cylinders: Introduction, Thin cylinders subjected to internal pressure; Hoop stresses, Longitudinal stress and change in volume. Thick cylinders subjected to both internal and external pressure; Lame's equation, radial and hoop stress distribution.	**5 Hours**	**L2,L4**
Module-3:		

Shear Force and Bending Moment in Beams: Introduction to types of beams, supports and loadings. Definition of bending moment and shear force, Sign conventions, relationship between load intensity, bending moment and shear force. Shear force and bending moment diagrams for statically determinate beams subjected to points load, uniformly distributed loads, uniformly varying loads, couple and their combinations.	**10 Hours**	**L2,L4**
Module -4:		
Bending and Shear Stresses in Beams: Introduction, pure bending theory, Assumptions, derivation of bending equation, modulus of rupture, section modulus, flexural rigidity. Expression for transverse shear stress in beams, Bending and shear stress distribution diagrams for circular, rectangular, 'I', and 'T' sections. Shear centre(only concept)	**6 Hours**	**L2.L4**
Columns and Struts: Introduction, short and long columns. Euler's theory; Assumptions, Derivation for Euler's Buckling load for different end conditions, Limitations of Euler's theory. Rankine-Gordon's formula for columns.	**4 Hours**	**L2,L4**
Module -5:		
Torsion in Circular Shaft: Introduction, pure torsion, Assumptions, derivation of torsion equation for circular shafts, torsional rigidity and polar modulus Power transmitted by a shaft, combined bending and torsion.	**7 Hours**	**L2,L4**
Theories of Failure: Introduction, maximum principal stress theory (Rankine's theory), Maximum shearing stress theory (Tresca's theory), Strain energy theory (Beltrami and Haigh), and maximum strain theory (St. Venant's theory).	**3 Hours**	**L1,L2**

Course outcomes:

After studying this course, students will be able;

1. To evaluate the strength of various structural elements internal forces such as compression, tension, shear, bending and torsion.
2. To suggest suitable material from among the available in the field of construction and manufacturing.
3. To evaluate the behavior and strength of structural elements under the action of compound stresses and thus understand failure concepts.
4. To understand the basic concept of analysis and design of members subjected to torsion.
5. To understand the basic concept of analysis and design of structural elements such as columns and struts.

Program Objectives (as per NBA)

- *Engineering Knowledge.*
- *Problem Analysis.*
- *Interpretation of data.*

Question paper pattern:

- The question paper will have Ten questions, each full question carrying 16 marks.
- There will be two full questions (with a maximum three sub divisions, if necessary) from each module.
- Each full question shall cover the topics under a module.
- ***The students shall answer Five full questions selecting one full question from each module.***
- If more than one question is answered in modules, best answer will be considered for the award of marks limiting one full question answer in each module.

Text Books:

1. B.S. Basavarajaiah, P.Mahadevappa "Strength of Materials" in SI Units, University Press (India) Pvt. Ltd., 3rd Edition, 2010
2. Ferdinand P. Beer, E. Russell Johnston and Jr.John T. DeWolf "Mechanics of Materials", Tata McGraw-Hill, Third Edition, SI Units

Reference Books:

1. D.H. Young, S.P. Timoshenko " Elements of Strength of Materials" East West Press Pvt. Ltd., 5th Edition (Reprint 2014)
2. R K Bansal, "A Textbook of Strength of Materials", 4th Edition, Laxmi Publications, 2010
3. S.S. Rattan " Strength of Materials" McGraw Hill Education (India) Pvt. Ltd., 2nd Edition (Sixth reprint 2013)
4. Vazirani, V N, Ratwani M M. and S K Duggal "Analysis of Structures Vol. I", 17th Edition, Khanna Publishers, New Delhi.

Course Title: FLUIDS MECHANICS

[As per Choice Based Credit System (CBCS) scheme]
SEMESTER – III

Subject Code	15CV33	IA Marks	20
Number of Lecture Hours/Week	04	Exam Marks	80
Total Number of Lecture Hours	50	Exam Hours	03

CREDITS – 04

Course objectives:

The objectives of this course is to make students to learn:

1. The Fundamental properties of fluids and its applications.
2. Hydrostatic laws and application to practical problem solving
3. Principles of Kinematics and Hydro-Dynamics for practical applications
4. Basic design of pipes and pipe networks considering flow, pressure and its losses.
5. The basic flow rate measurements

Modules	Teaching Hours	Revised Bloom's Taxonomy (RBT) Level
Module -1		
Fluids & Their Properties: Concept of fluid, Systems of units. Properties of fluid; Mass density, Specific weight, Specific gravity, Specific volume, Viscosity, Cohesion, Adhesion, Surface tension& Capillarity. Fluid as a continuum, Newton's law of viscosity (theory & problems).Capillary rise in a vertical tube and between two plane surfaces (theory & problems). vapor pressure of liquid, compressibility and bulk modulus, capillarity, surface tension, pressure inside a water droplet, pressure inside a soap bubble and liquid jet. Numerical problems	**5 Hours**	**L2,L3**
Fluid Pressure and Its Measurements: Definition of pressure, Pressure at a point, Pascal's law, Variation of pressure with depth. Types of pressure. Measurement of pressure using simple, differential & inclined manometers (theory & problems). Introduction to Mechanical and electronic pressure measuring devices.	**5 Hours**	**L2,L3**

Module -2		
Hydrostatic forces on Surfaces : Definition, Total pressure, centre of pressure, total pressure on horizontal, vertical and inclined plane surface, total pressure on curved surfaces, water pressure on gravity dams, Lock gates. Numerical Problems. **Fundamentals of fluid flow (Kinematics):**	**3 Hours**	**L2,L4**
Introduction. Methods of describing fluid motion. Velocity and Total acceleration of a fluid particle. Types of fluid flow, Description of flow pattern. Basic principles of fluid flow, three-dimensional continuity equation in Cartesian coordinate system. Derivation for Rotational and irroational motion. Potential function, stream function, orthogonality of streamlines and equipotential lines. Numerical problems on Stream function and velocity potential. Introduction to flow net.	**7 Hours**	**L2,L4**
Module -3		
Fluid Dynamics: Introduction. Forces acting on fluid in motion. Euler's equation of motion along a streamline and Bernoulli's equation. Assumptions and limitations of Bernoulli's equation. Modified Bernoulli's equation. Problems on applications of Bernoulli's equation (with and without losses). Vortex motion; forced vortex, free vortex, problems Momentum equation problems on pipe bends. **Applications:** Introduction. Venturimeter, Orificemeter, Pitot tube. Numerical Problems	**10 Hours**	**L2,L4**
Module -4		
Orifice and Mouthpiece: Introduction, classification, flow through orifice, hydraulic coefficients, Numerical problems. Mouthpiece, classification, Borda's Mouthpiece (No problems). **Notches and Weirs**:	**3 Hours**	**L1,L2**
Introduction. Classification, discharge over rectangular, triangular, trapezoidal notches, Cippoletti notch, broad crested weirs. Numerical problems. Ventilation of weirs, submerged weirs.	**7 Hours**	**L2,L4**

Module -5		
Flow through Pipes: Introduction. Major and minor losses in pipe flow. Darcy-Weisbach equation for head loss due to friction in a pipe. Pipes in series, pipes in parallel, equivalent pipe-problems. Minor losses in pipe flow, equation for head loss due to sudden expansion. Numerical problems. Hydraulic gradient line, energy gradient line. Pipe Networks, Hardy Cross method, Numerical problems.	**7 Hours**	**L2,L4**
Surge Analysis in Pipes: Water hammer in pipes, equations for pressure rise due to gradual valve closure and sudden closure for rigid and elastic pipes. Problems	**3 Hours**	**L2,L4**

Course outcomes:

After successful completion of the course, the student will be able to:

1. Possess a sound ***knowledge*** of fundamental properties of fluids and fluid continuum
2. ***Compute*** and solve problems on hydrostatics, including practical applications
3. ***Apply*** principles of mathematics to represent kinematic concepts related to fluid flow
4. ***Apply*** fundamental laws of fluid mechanics and the Bernoulli's principle for practical applications
5. ***Compute*** the discharge through pipes and over notches and weirs

Program Objectives (as per NBA)

- *Engineering Knowledge.*
- *Problem Analysis.*
- *Interpretation of data.*

Question paper pattern:

- The question paper will have Ten questions, each full question carrying 16 marks.
- There will be two full questions (with a maximum Three sub divisions, if necessary) from each module.
- Each full question shall cover the topics under a module.
- The students shall answer Five full questions selecting one full question from each module.
- If more than one question is answered in modules, best answer will be considered for the award of marks limiting one full question answer in each module.

Text Books:

1. P N Modi and S M Seth, “Hydraulics and Fluid Mechanics, including Hydraulic Machines”, 20th edition, 2015, Standard Book House, New Delhi
2. R.K. Bansal, “A Text book of Fluid Mechanics and Hydraulic Machines”, Laxmi Publications, New Delhi
3. S K SOM and G Biswas, “Introduction to Fluid Mechanics and Fluid Machines”, Tata McGraw Hill,New Delhi

Reference Books:

1. Victor L Streeter, Benjamin Wylie E and Keith W Bedford, “Fluid Mechanics”, Tata McGraw Hill Publishing Co Ltd., New Delhi, 2008(Ed)
2. K Subramanya, “Fluid Mechanics and Hydraulic Machines”, Tata McGraw Hill Publishing Co. Ltd.
3. K Subramanya, “Fluid Mechanics and Hydraulic Machines-problems and solutions”, Tata McGraw Hill Publishing Co. Ltd.
4. J. F. Douglas, J. M. Gasoriek, John Swaffield, Lynne Jack, “Fluid Mechanics”, Pearson, Fifth Edition
5. Mohd.Kaleem Khan, “Fluid Mechanics and Machinery”, Oxford University Press

Course Title: BASIC SURVEYING

[As per Choice Based Credit System (CBCS) scheme]
SEMESTER – III

Subject Code	15CV34	IA Marks	20
Number of Lecture Hours/Week	04	Exam Marks	80
Total Number of Lecture Hours	50	Exam Hours	03

CREDITS – 04

Course objectives:

This course will enable students to;

1. Understand the basic principles of Surveying
2. Learn Linear and Angular measurements to arrive at solutions to basic surveying problems.
3. Employ conventional surveying data capturing techniques and process the data for computations.
4. Analyze the obtained spatial data to compute areas and volumes and draw contours to represent 3D data on plane figures.

Modules	Teaching Hours	Revised Bloom's Taxonomy (RBT) Level
Module -1		
Introduction: Definition of surveying, Objectives and importance of surveying. Classification of surveys. Principles of surveying. Units of measurements, Surveying measurements and errors, types of errors, precision and accuracy. Classification of maps, map scale, conventional symbols, topographic maps, map layout, Survey of India Map numbering systems.	**6 Hours**	**L1, L2**
Measurement of Horizontal Distances: Measuring tape and types. Measurement using tapes, Taping on level ground and sloping ground. Errors and corrections in tape measurements, ranging of lines, direct and indirect methods of ranging, Electronic distance measurement, basic principle. Booking of tape survey work, Field book, entries, Conventional symbols, Obstacles in tape survey, Numerical problems.	**4 Hours**	**L1, L2**

Module -2		
Measurement of Directions and Angles: **Compass survey:** Basic definitions; meridians, bearings, magnetic and True bearings. Prismatic and surveyor's compasses, temporary adjustments, declination. Quadrantal bearings, whole circle bearings, local attraction and related problems	**5 Hours**	**L2,L3**
Theodolite Survey and Instrument Adjustment: Theodolite and types, Fundamental axes and parts of Transit theodolite, uses of theodolite, Temporary adjustments of transit theodolite, measurement of horizontal and vertical angles, step by step procedure for obtaining permanent adjustment of Transit theodolite	**5 Hours**	**L2,L3**
Module -3		
Traversing: Traverse Survey and Computations: Latitudes and departures, rectangular coordinates, Traverse adjustments, Bowditch rule and transit rule, Numerical Problems	**5 Hours**	**L1, L2**
Tacheometry: basic principle, types of tacheometry, distance equation for horizontal and inclined line of sight in fixed hair method, problems	**5 Hours**	**L1, L2**
Module -4		
Leveling: Basic terms and definitions, Methods of leveling, Dumpy level, auto level, digital and laser levels. Curvature and refraction corrections. Booking and reduction of levels. Differential leveling, profile leveling, fly leveling, check leveling, reciprocal leveling, trigonometric leveling (heights and distances-single plane and double plane methods.	**10Hours**	**L3,L4**
Module -5:		
Areas and Volumes: Measurement of area – by dividing the area into geometrical figures, area from offsets, mid ordinate rule, trapezoidal and Simpson's one third rule, area from co-ordinates, introduction to planimeter, digital planimeter. Measurement of volumes-trapezoidal and prismoidal formula.	**8Hours**	**L2,L3**
Contouring Contours, Methods of contouring, Interpolation of contours, contour gradient, characteristics of contours and uses.	**2 Hours**	**L2,L3**

Course outcomes:

After a successful completion of the course, the student will be able to:

1. Posses a sound ***knowledge*** of fundamental principles Geodetics[L1][PO1]
2. *Measurement of vertical and horizontal plane, linear and angular dimensions to arrive at solutions to basic surveying problems.[L2][L3][PO3]*
3. *Capture geodetic data to process and perform analysis for survey problems [L4]*[PO2]
4. *Analyse the obtained spatial data and compute areas and volumes. Represent 3D data on plane figures as contours [L4] [PO2]*

Program Objectives (as per NBA) o

Engineering Knowledge.

- o *Problem Analysis.*
- o *Interpretation of data.*

Question paper pattern:

- The question paper will have Ten questions, each full question carrying 16 marks.
- There will be two full questions (with a maximum Three sub divisions, if necessary) from each module.
- Each full question shall cover the topics under a module.
- The students shall answer Five full questions selecting one full question from each module.
- If more than one question is answered in modules, best answer will be considered for the award of marks limiting one full question answer in each module.

Text Books:

1. B.C. Punmia, "Surveying Vol.1", Laxmi Publications pvt. Ltd., New Delhi – 2009.
2. Kanetkar T P and S V Kulkarni , Surveying and Leveling Part I, Pune Vidyarthi Griha Prakashan, 1988

Reference Books:

1. S.K. Duggal, "Surveying Vol.1", Tata McGraw Hill Publishing Co. Ltd. New Delhi. – 2009.
2. K.R. Arora, "Surveying Vol. 1" Standard Book House, New Delhi. – 2010
3. R Subramanian, Surveying and Leveling, Second edition, Oxford University Press, New Delhi
4. A. Bannister, S. Raymond , R. Baker, "Surveying", Pearson, 7th ed., New Delhi

Course Title: ENGINEERING GEOLOGY

[As per Choice Based Credit System (CBCS) scheme]
SEMESTER – III

Subject Code	15CV35	IA Marks	20
Number of Lecture Hours/Week	04	Exam Marks	80
Total Number of Lecture Hours	50	Exam Hours	03

CREDITS – 04

Course objectives:

This course will enable students;

1. To understand the internal structure and composition of the earth.
2. To comprehend the properties, occurrence and uses of minerals in various industries.
3. To learn about geo-morphological agents such as river, wind, sea waves, and their implications in implementing civil engineering projects.
4. To gain knowledge about the structures of the rocks and their considerations in the selection of site for dams, tunnels, bridges and highways.
5. To learn the application of Topographic maps, remote sensing and GIS in Civil engineering practices and natural resource management.

Modules	Teaching Hours	Revised Bloom's Taxonomy (RBT) Level
Module -1		
Introduction: Application of Earth Science in Civil Engineering Practices, Understanding the earth, internal structure and composition. **Mineralogy:** Mineral properties, composition and their use in the manufacture of construction materials - Quartz Group (Glass); Feldspar Group (Ceramic wares and Flooring tiles); Kaolin (Paper, paint and textile); Asbestos (AC sheets); Carbonate Group (Cement) ; Gypsum (POP, gypsum sheets, cement); Mica Group (Electrical industries); Ore minerals - Iron ores (Steel); Chromite (Alloy); Bauxite (aluminum); Chalcopyrite (copper)	**10 Hours**	**L1,L2**

Module -2		
Petrology: Formation, Classification and Engineering Properties. Rock as construction material, concrete aggregate, railway ballast, roofing, flooring, cladding and foundation. Deformation of rocks, Development of Joints, Folds, Faults and Unconformities. Their impact in the selection of sites for Dams, Reservoirs, Tunnels, Highways and Bridges, Rock Quality Determination (RQD), Rock Structure Rating (RSR),: Igneous Rocks - Granite, Gabbro, Dolerite, Basalt; Sedimentary rocks - Sandstone, Shale, Limestone, Laterite; Metamorphic rocks - Gneiss, Quartzite, Slate, Charnockite: Decorative stones - Porphyries, Marble and Quartzite.	**10 Hours**	**L2,L3**
Module -3		
Geomorphology and Seismology: Landforms – Classification, Rock weathering, types and its effects on Civil Engineering Projects. Study of Geo-morphological aspects in the selection of sites for Dams, Reservoirs, Tunnels, Highways and Bridges. Watershed management, Floods and their control, River valley, Drainage pattern – parameters and development; Coastlines and their engineering considerations. Earthquake - Causes and Effects,, Seismic waves, Engineering problems related to Earthquakes, Earthquake intensity, Richter Scale, Seismograph, Seismic zones- World and India, Tsunami – causes and effects. Early warning system. Reservoir Induced Seismicity; Landslides – causes and their control.	**12 Hours**	**L2, L3, L5**
Module -4		
Hydrogeology: Hydrological cycle, Occurrence of Groundwater in different terrains -Weathered, Hard and Stratified rocks; Determination of Quality aspects - SAR, RSC and TH of Groundwater. Groundwater Pollution, Groundwater Exploration- Electrical Resistivity and Seismic methods, Resistivity curves, Water Bearing Formations, Aquifer types and parameters - Porosity, Specific yield and retention, Permeability, Transmissibility and Storage Coefficient. Springs and Artesian Wells, Artificial Recharging of Groundwater, Sea water intrusion and remedies.	**8 Hours**	**L4,L5**

Module -5:		
Geodesy: Study of Topographic maps and Contour maps; Remote Sensing – Concept, Application and its Limitations; Geographic Information System (GIS) and Global Positioning System (GPS) – Concept and their use resource mapping. LANDSAT Imagery – Definition and its use. Impact of Mining, Quarrying and Reservoirs on Environment. Natural Disasters and their mitigation.	**10 Hours**	**L2,L3, L5**

Course outcomes:

After a successful completion of the course, the student will be able to:

1. Students will able to apply the knowledge of geology and its role in Civil Engineering
2. Students will effectively utilize earth's materials such as mineral, rocks and water in civil engineering practices.
3. Analyze the natural disasters and their mitigation.
4. Assess various structural features and geological tools in ground water exploration, Natural resource estimation and solving civil engineering problems.
5. Apply and asses use of building materials in construction and asses their properties

Program Objectives (as per NBA)

- *Engineering Knowledge.*
- *Problem Analysis.*
- *Interpretation of data.*

Question paper pattern:

- The question paper will have Ten questions, each full question carrying 16 marks.
- There will be two full questions (with a maximum Three sub divisions, if necessary) from each module.
- Each full question shall cover the topics under a module.
- The students shall answer Five full questions selecting one full question from each module.
- If more than one question is answered in modules, best answer will be considered for the award of marks limiting one full question answer in each module.

Text Books:

1. P.K. Mukerjee, "A Text Book of Geology", World Press Pvt., Ltd. Kolkatta.
2. Parbin Singh, "Text Book of Engineering and General Geology", Published by S.K. Kataria and Sons, New Dehli

Reference Books:

1. Earthquake Tips - Learning Earthquake Design and Construction - C V R Murthy Published by National Information Centre of Earthquake Engineering, Indian Institute of Technology, Kanpur.
2. Dimitri P Krynine and William R Judd, “Principles of Engineering Geology and Geotechnics”, CBS Publishers and Distributors, New Delhi.
3. K V G K Gokhale, “Principles of Engineering Geology”, BS Publications, Hyderabad.
4. M Anji Reddy, “Text book of Remote Sensing and Geographical Information System”, BS Publications, Hyderabad.
5. Ground water Assessment, development and Management by K.R. Karanth, Tata Mc Graw Hills
6. K. Todd, “Groundwater Hydrology”, Tata Mac Grow Hill, New Delhi.
7. D. Venkata Reddy, “Engineering Geology”, New Age International Publications, New Delhi.
8. S.K Duggal, H.K Pandey and N Rawal, “Engineering Geology”, McGraw Hill Education (India) Pvt, Ltd. New Delhi.
9. M.P Billings, “Structural Geology”, CBS Publishers and Distributors, New Delhi.
10. K. S. Valdiya, “ Environmental Geology”,, Tata Mc Grew Hills.
11. M. B. Ramachandra Rao, “Outlines of Geophysical Prospecting- A Manual for Geologists”, Prasaranga, University of Mysore, Myso

Course Title: Building Materials and Construction

[As per Choice Based Credit System (CBCS) scheme]
SEMESTER – III

Subject Code	15CV36	IA Marks	20
Number of Lecture Hours/Week	04	Exam Marks	80
Total Number of Lecture Hours	50	Exam Hours	03

CREDITS – 04

Course objectives:

This course will develop a student;

1. In recognizing the good materials to be used for the construction work
2. In investigation of soil condition, Deciding and design of suitable foundation for different structures
3. In supervision of different types of masonry
4. In selection of materials, design and supervision of suitable type of floor and roof.
5. To gain knowledge about doors, windows, plastering, painting, damp proofing, scaffolding, shoring, underpinning and to take suitable engineering measures.

Modules	Teaching Hours	Revised Bloom's Taxonomy (RBT) Level
Module -1		
Building Materials: Stone as building material; Requirement of good building stones, Dressing of stones, Deterioration and Preservation of stone work. Bricks; Classification, Manufacturing of clay bricks, Requirement of good bricks. Field and laboratory tests on bricks; compressive strength, water absorption, efflorescence, dimension and warpage. Cement Concrete blocks, Stabilized Mud Blocks, Sizes, requirement of good blocks. Mortar: types and requirements. Timber as construction material Fine aggregate: Natural and manufactured: Sieve analysis, zoning, specify gravity, bulking, moisture content, deleterious materials. Coarse aggregate: Natural and manufactured: Importance of size, shape and texture. Grading of aggregates, Sieve analysis, specific gravity, Flakiness and elongation index, crushing, impact and abrasion tests.	10 Hours	L1 L2
Module -2		

Foundation: Preliminary investigation of soil, safe bearing capacity of soil, Function and requirements of good foundation , types of foundation , introduction to spread, combined , strap, mat and pile foundation **Masonry:** Definition and terms used in masonry. Brick masonry, characteristics and requirements of good brick masonry, Bonds in brick work, Header, Stretcher, English, Flemish bond, Stone masonry, Requirements of good stone masonry, Classification, characteristics of different stone masonry, Joints in stone masonry. Types of walls; load bearing, partition walls, cavitywalls	**10Hours**	**L1,L2**
Module -3		
Lintels and Arches: Definition, function and classification of lintels, Balconies, chejja and canopy. Arches; Elements and Stability of an Arch. **Floors and roofs:** Floors; Requirement of good floor, Components of ground floor, Selection of flooring material, Laying of Concrete, Mosaic, Marble, Granite, Tile flooring, Cladding of tiles. Roof;-Requirement of good roof, Types of roof, Elements of a pitched roof, Trussed roof, King post Truss, Queen Post Truss, Steel Truss, Different roofing materials, R.C.C.Roof.	**10 hours**	L3
Module -4:		
Doors, Windows and Ventilators: Location of doors and windows, technical terms, Materials for doors and windows, Paneled door, Flush door, Collapsible door, Rolling shutter, PVC Door, Paneled and glazed Window, Bay Window, French window. Ventilators. Sizes as per IS recommendations **Stairs:** Definitions, technical terms and types of stairs, Requirements of good stairs. Geometrical design of RCC doglegged and open-well stairs. **Formwork:** Introduction to form work, scaffolding, shoring, under pinning.	10 Hours	L2 L3 L5
Module -5		
Plastering and Pointing : purpose, materials and methods of plastering and pointing, defects in plastering-Stucco plastering, lathe plastering **Damp proofing**- causes, effects and methods. **Paints**- Purpose, types, ingredients and defects,	10 Hours	L4 L5

Preparation and applications of paints to new and old plastered surfaces, wooden and steel surfaces.		

Course outcomes:

After a successful completion of the course, the student will be able to:

1. Select suitable materials for buildings and adopt suitable construction techniques.
2. Adopt suitable repair and maintenance work to enhance durability of buildings.

Program Objectives (as per NBA) o
Engineering Knowledge. o
Problem Analysis.
o *Interpretation of data.*

Question paper pattern:

- The question paper will have Ten questions, each full question carrying 16 marks.
- There will be two full questions (with a maximum Three sub divisions, if necessary) from each module.
- Each full question shall cover the topics under a module.
- The students shall answer Five full questions selecting one full question from each module.
- If more than one question is answered in modules, best answer will be considered for the award of marks limiting one full question answer in each module.

Text Books:

1. Sushil Kumar “Building Materials and construction”, 20th edition, reprint 2015, Standard Publishers
2. Dr. B.C.Punmia, Ashok kumar Jain, Arun Kumar Jain, “Building Construction, Laxmi Publications (P) ltd., New Delhi.
3. Rangawala S. C. “Engineering Materials”, Charter Publishing House, Anand, India.

Reference Books:

1. S.K.Duggal, “Building Materials”, (Fourth Edition)New Age International (P) Limited, 2016
2. National Building Code(NBC) of India
3. P C Vergese, “Buliding Materials”, PHI Learning Pvt. Ltd
4. Building Materials and Components, CBRI, 1990, India
5. Jagadish.K.S, “Alternative Building Materials Technology”, New Age International, 2007.
6. M. S. Shetty, “Concrete Technology”, S. Chand & Co. New Delhi.

Course Title: BUILDING MATERIALS TESTING LABORATORY

[As per Choice Based Credit System (CBCS) scheme]

SEMESTER – III

Subject Code	15CVL37	IA Marks	20
Number of Lecture Hours/Week	03	Exam Marks	80
Total Number of Lecture Hours	42	Exam Hours	03

CREDITS – 02

Course objectives:

The objectives of this course is to make students to learn:

1. Ability to apply knowledge of mathematics and engineering in calculating the mechanical properties of structural materials.
2. Ability to function on multi-disciplinary teams in the area of materials testing.
3. Ability to use the techniques, skills and modern engineering tools necessary for engineering.
4. Understanding of professional and ethical responsibility in the areas of material testing.
5. 5. Ability to communicate effectively the mechanical properties of materials.

Modules	Teaching Hours	Revised Bloom's Taxonomy (RBT) Level
1. Tension test on mild steel and HYSD bars.	**03 Hours**	L_2, L_3, L_5
2. Compression test on mild steel, cast iron and wood.	**03 Hours**	L_1, L_2, L_3, L_5
3. Torsion test on mild steel circular sections.	**03 Hours**	L_1, L_2, L_3, L_5
4. Bending Test on Wood Under two point loading	**03 Hours**	L_1, L_2, L_3, L_5
5. Shear Test on Mild steel- single and double shear	**03 Hours**	L_1, L_2, L_3, L_5
6. Impact test on Mild Steel (Charpy & Izod)	**03 Hours**	L_1, L_2, L_3, L_5
7. Hardness tests on ferrous and non-ferrous metals – Brinell's, Rockwell and Vicker's	**06 Hours**	L_1, L_2, L_3, L_5
8. Tests on Bricks and Tiles	**03 Hours**	L_1, L_2, L_3, L_5
9. Tests on Fine aggregates – Moisture content, Specific gravity, Bulk density, Sieve analysis and Bulking	**06 Hours**	L_1, L_2, L_3, L_5
10. Tests on Coarse aggregates – Absorption, Moisture content, specific gravity, Bulk density and Sieve analysis	**06 Hours**	L_1, L_2, L_3, L_5
11. Demonstration of Strain gauges and Strain indicators *NOTE: All tests to be carried out as per relevant latest BIS Codes*	**03 Hours**	L_1, L_2, L_3, L_5

Course outcomes:

After successful completion of the course, the students will be able to:

1. Reproduce the basic knowledge of mathematics and engineering in finding the strength in tension, compression, shear and torsion.
2. Identify, formulate and solve engineering problems of structural elements subjected to flexure.
3. Evaluate the impact of engineering solutions on the society and also will be aware of contemporary issues regarding failure of structures due to unsuitable materials.

Program Objectives (as per NBA)

1. *Engineering Knowledge.*
2. *Evaluation of mechanical properties of structural materials.*
3. *Interpretation of test results.*

Question paper pattern:

- Group experiments - Tension test, compression test, torsion test and bending test.
- Individual Experiments - Remaining tests.
- Two questions are to be set - One from group experiments and the other as individual experiment.
- Instructions as printed on the cover page of answer script for split up of marks to be strictly followed.
- All exercises are to be included for practical examination.

Reference Books:

1. Davis, Troxell and Hawk, “Testing of Engineering Materials”, International Student Edition – McGraw Hill Book Co. New Delhi.
2. M L Gambhir and Neha Jamwal, “Building and construction materials-Testing and quality control”, McGraw Hill education(India)Pvt. Ltd., 2014
3. Fenner, “ Mechanical Testing of Materials”, George Newnes Ltd. London.
4. Holes K A, “Experimental Strength of Materials”, English Universities Press Ltd. London.
5. Suryanarayana A K, “Testing of Metallic Materials”, Prentice Hall of India Pvt. Ltd. New Delhi.
6. Kukreja C B, Kishore K. and Ravi Chawla “Material Testing Laboratory Manual”, Standard Publishers & Distributors 1996.
7. Relevant IS Codes

Course Title: BASIC SURVEYING PRACTICE

[As per Choice Based Credit System (CBCS) scheme]
SEMESTER – III

Subject Code	15CVL38	IA Marks	20
Number of Lecture Hours/Week	03	Exam Marks	80
Total Number of Lecture Hours	42	Exam Hours	03

CREDITS – 02

Course objectives: This course will enable students to

The objectives of this course is to make students to learn:

1. *Apply the basic principles of engineering surveying and measurements*
2. *Follow effectively field procedures required for a professional surveyor*
3. *Use techniques, skills and conventional surveying instruments necessary for engineering practice..*

Modules	Teaching Hours	Revised Bloom's Taxonomy (RBT) Level
1. a) Measurements of distances using tape along with horizontal planes and slopes, direct ranging. b) Setting out perpendiculars. Use of cross staff, optical square.	03	**L3, L4**
2. Obstacles in chaining and ranging – Chaining but not ranging, ranging but not chaining, both ranging and chaining.	03	**L3**
3. Measurements of bearings / directions using prismatic compass, setting of geometrical figures using prismatic compass.	03	**L3**
4. Measurement of bearings of sides of a closed traverse and adjustment of closing error by Bowditch method.	03	**L3**
5. Determination of distance between two inaccessible points using compass and accessories	03	**L4**
6. Determination of reduced levels of points using dumpy level/auto level (simple leveling)	03	**L4**
7. Determination of reduced levels of points using dumpy level/auto level (differential leveling and inverted leveling)	03	**L4**
8. To determine the difference in elevation between two points using Reciprocal leveling and to determine the collimation error	03	**L4**
9. To conduct profile leveling, cross sectioning and block leveling. Plotting profile and cross sectioning in excel. Block contour on graph paper to scale	03	**L3**
10. Measurement of horizontal angle by repetition and reiteration methods and Measurement of vertical angles using theodolite.	03	**L4**

11. Determination of horizontal distance and vertical height to a base inaccessible object using theodolite by single plane and double plane method.	03	**L4**
12. To determine distance and elevation using tachometric surveying with horizontal and inclined line of sight.	03	**L3**
13. Closed traverse surveying using Theodolite and applying corrections for error of closure by transit rule.	03	**L3**
14. Demonstration of Minor instruments like Clinometer, Ceylon Ghat tracer, Box sextant, Hand level, Planimeter, nautical sextant and Pentagraph.	03	**L3**

Course outcomes:

After a successful completion of the course, the student will be able to:

1. Apply the basic principles of engineering surveying and for linear and angular measurements.
2. comprehend effectively field procedures required for a professional surveyor.
3. Use techniques, skills and conventional surveying instruments necessary for engineering practice.[L3,L4][PO5]

Program Objectives (as per NBA)

1. *Engineering Knowledge.*
2. *Problem Analysis.*
3. *Interpretation of data.*

Question paper pattern:

- All are individual experiments.
- Instructions as printed on the cover page of answer script for split up of marks to be strictly followed.
- All exercises are to be included for practical examination.

Text Books:

1. B.C. Punmia, **"Surveying Vol.1"**, Laxmi Publications pvt. Ltd., New Delhi – 2009.
2. Kanetkar T P and S V Kulkarni , **Surveying and Levelling Part I**, Pune VidyarthiGrihaPrakashan, 1988

Reference Books:

1. S.K. Duggal, **"Surveying Vol.1"**, Tata McGraw Hill Publishing Co. Ltd. New Delhi. – 2009.
2. K.R. Arora, **"Surveying Vol. 1"** Standard Book House, New Delhi. – 2010

Course Title: Analysis of Determinate Structures

[As per Choice Based Credit System (CBCS) scheme]

SEMESTER – IV

Subject Code	15CV42	IA Marks	20
Number of Lecture Hours/Week	04	Exam Marks	80
Total Number of Lecture Hours	50	Exam Hours	03

CREDITS – 04

Course objectives: This course will enable students to

1. Apply knowledge of mathematics and engineering in calculating slope and deflections
2. Identify, formulate and solve engineering problems
3. Analyse structural systems and interpret data
4. Engage in lifelong learning with the advances in Structural Engineering

Modules	Teaching Hours	Revised Bloom's Taxonomy (RBT) Level
Module -1		
Introduction and Analysis of Plane Trusses Structural forms, Conditions of equilibrium, Compatibility conditions, Degree of freedom, Linear and non linear analysis, Static and kinematic indeterminacies of structural systems, Types of trusses, Assumptions in analysis, Analysis of determinate trusses by method of joints and method of sections.	**10 Hours**	**L2,L4,L5**
Module -2		
Deflection of Beams Definition of slope, Deflection and curvature, Sign conventions, Derivation of moment-curvature equation. Double integration method and Macaulay's method: Slope and deflection for standard loading cases and for determinate prismatic beams subjected to point loads, UDL, UVL and couple. Moment area method: Derivation, Mohr's theorems, Sign conventions, Application of moment area method for determinate prismatic beams, Beams of varying section, Use of moment diagram by parts. Conjugate beam method: Real beam and conjugate beam, conjugate beam theorems, Application of conjugate beam method of determinate beams of variable cross sections.	**10 Hours**	**L2,L4,L5**
Module -3		
Energy Principles and Energy Theorems Principle of virtual displacements, Principle of virtual forces, Strain energy and complimentary energy, Strain energy due to axial force, bending, shear and torsion, Deflection of determinate beams and trusses using total strain energy, Deflection at the point of application of single load, Castigliano's theorems and its application to estimate the deflections of trusses, bent frames, Special applications-Dummy unit load method.	**10 Hours**	**L2,L4,L5**

Module -4		
Arches and Cable Structures Three hinged parabolic arches with supports at the same and different levels. Determination of normal thrust, radial shear and bending moment. Analysis of cables under point loads and UDL. Length of cables for supports at same and at different levels- Stiffening trusses for suspension cables.	**10 Hours**	**L2, L4, L5**
Module -5		
Influence Lines and Moving Loads Concepts of influence lines-ILD for reactions, SF and BM for determinate beams-ILD for axial forces in determinate trusses-Reactions, BM and SF in determinate beams using rolling loads concepts.	**10 Hours**	**L2, L4, L6**

Course outcomes: After studying this course, students will be able to:

1. Evaluate the forces in determinate trusses by method of joints and sections.
2. Evaluate the deflection of cantilever, simply supported and overhanging beams by different methods
3. Understand the energy principles and energy theorems and its applications to determine the deflections of trusses and bent frames.
4. Determine the stress resultants in arches and cables.
5. Understand the concept of influence lines and construct the ILD diagram for the moving loads.

Program Objectives (as per NBA)

- *Engineering Knowledge.*
- *Problem Analysis.*
- *Interpretation of Data*.

Question paper pattern:

- The question paper will have ten questions, each full question carrying 16 marks.
- There will be two full questions (with a maximum Three sub divisions, if necessary) from each module.
- Each full question shall cover the topics under a module.
- The students shall answer five full questions selecting one full question from each module.
- If more than one question is answered in modules, best answer will be considered for the award of marks limiting one full question answer in each module.

Text Books:

1. Reddy C S, Basic Structural Analysis, Tata McGraw Hill, New Delhi.
2. Muthu K U. etal, Basic Structural Analysis, 2nd edition, IK International Pvt. Ltd., New Delhi,2015.
3. Bhavikatti, Structual Analysis, Vikas Publishing House Pvt. Ltd, New Delhi, 2002.

Reference Books:

1. Hibbeler R C, Structural Analysis, Prentice Hall, 9th edition, 2014
2. Devadoss Menon, Structural Analysis, Narosa Publishing House, New Delhi, 2008.
3. Prakash Rao D S, Structural Analysis, University Press Pvt. Ltd, 2007.

Course Title: Applied Hydraulics

[As per Choice Based Credit System (CBCS) scheme]

SEMESTER – IV

Subject Code	15CV43	IA Marks	20
Number of Lecture Hours/Week	04	Exam Marks	80
Total Number of Lecture Hours	50	Exam Hours	03

CREDITS – 04

Course Objectives: The objectives of this course is to make students to learn:

1. Principles of dimensional analysis to design hydraulic models and Design of various models.
2. Design the open channels of various cross sections including design of economical sections.
3. Energy concepts of fluid in open channel, Energy dissipation, Water surface profiles at different conditions.
4. The working principles of the hydraulic machines for the given data and analyzing the performance of Turbines for various design data.

Modules	Teaching Hours	Revised Bloom's Taxonomy (RBT) Level
Module 1: Dimensional and Model analysis	**10**	
Dimensional analysis Dimensional analysis and similitude: Dimensional homogeneity, Non Dimensional parameter, Rayleigh methods and Buckingham π theorem, dimensional analysis, choice of variables, examples on various applications.	**03**	**L1, L2, L3**
Model analysis: Model analysis, similitude, types of similarities, force ratios, similarity laws, model classification, Reynolds model, Froude's model, Euler's Model, Web ber's model, Mach model, scale effects, Distorted models. Numerical problems on Reynold's, and Froude's Model .	**04**	**L1, L2, L3**
Buoyancy and Flotation Buoyancy, Force and Centre of Buoyancy, Metacentre and Metacentric height, Stability of submerged and floating bodies, Determination of Metacentric height, Experimental and theoretical method, Numerical problems	**03**	**L1, L2, L3,L4**
Module 2: Open Channel Flow Hydraulics	**10**	
Uniform Flow Introduction, Classification of flow through channels, Chezy's and Manning's equation for flow through open channel, Most economical channel sections, Uniform flow through Open channels, Numerical Problems.	**06**	**L3,L4**
Specific Energy and Specific energy curve, Critical flow and corresponding critical parameters, Metering flumes, Numerical Problems	**04**	**L2, L3**
Module 3: Non-Uniform Flow	**10**	
Hydraulic Jump, Expressions for conjugate depths and Energy loss, Numerical Problems	**03**	**L2,L3,L4**
Gradually varied flow, Equation, Back water curve and afflux, Description of water curves or profiles, Mild, steep, critical,	**04** **03**	**L2,L3**

horizontal and adverse slope profiles, Numerical problems, Control sections		
Module 4: Hydraulic Machines	**10**	
Introduction, Impulse-Momentum equation. Direct impact of a jet on a stationary and moving curved vanes, Introduction to concept of velocity triangles, impact of jet on a series of curved vanes- Problems	**05**	**L2,L3**
Turbines – Impulse Turbines		
Introduction to turbines, General lay out of a hydro-electric plant, Heads and Efficiencies, classification of turbines. Pelton wheel-components, working principle and velocity triangles. Maximum power, efficiency, working proportions – Nu merical problems	**05**	**L1, L2, L3,L4**
Module 5: Reaction Turbines and Pumps	**10**	
Radial flow reaction turbines: (i) Francis turbine- Descriptions, working proportions and design, Numerical problems. (ii) Kaplan turbine- Descriptions, working proportions and design, Numerical problems. Draft tube theory and unit quantities. (No problems) Centrifugal pumps: Components and Working of centrifugal pumps, Types of centrifugal pumps, Work done by the impeller, Heads and Efficiencies, Minimum starting speed of centrifugal pump, Numerical problems, Multi-stage pumps.	**06** **04**	**L1,L2, L3,L4**

COURSE OUTCOMES:

After a successful completion of the course, the student will be able to:

1. Apply dimensional analysis to develop mathematical modeling and compute the parametric values in prototype by analyzing the corresponding model parameters
2. Design the open channels of various cross sections including economical channel sections
3. Apply Energy concepts to flow in open channel sections, Calculate Energy dissipation, Compute water surface profiles at different conditions
4. Design turbines for the given data, and to know their operation characteristics under different operating conditions

Program Objectives

1. PO1: Engineering Knowledge
2. PO2: Problem analysis
3. PO3: Analyse and development of Solutions

Question Paper Pattern:

- Total number of Questions to be set is 10. Two full questions are to be set from each module.
- Not more than 3 sub questions are to be set under any main question
- Questions are to be set such that the entire module is covered and further, should be answerable for the set marks.
- Each question should be set for 16 marks
- Students should answer 5 full questions selecting at least 1 from each module.

Text Books:

1. P N Modi and S M Seth, "Hydraulics and Fluid Mechan ics, including Hydraulic Machines", 20th edition, 2015, Standard Book House, New Delhi
2. R.K. Bansal, "A Text book of Fluid Mechanics and Hy draulic Machines", Laxmi Publications, New Delhi
3. S K SOM and G Biswas, "Introduction to Fluid Mechan ics and Fluid Machines", Tata McGraw Hill,New Delhi

Reference Books:

1. K Subramanya, "Fluid Mechanics and Hydraulic Machin es", Tata McGraw Hill Publishing Co. Ltd.
2. Mohd. Kaleem Khan, "Fluid Mechanics and Machinery", Oxford University Press
3. C.S.P. Ojha, R. Berndtsson, and P.N. Chandramouli, "*Fluid Mechanics and Machinery*" , Oxford University Publication – 2010
4. J.B. Evett, and C. Liu, "*Fluid Mechanics and Hydraulics* ", McGraw-Hill Book Company.-2009.

Course Title: Concrete Technology
[As per Choice Based Credit System (CBCS) scheme] SEMESTER – IV

Subject Code	15CV44	IA Marks	20
Number of Lecture Hours/Week	04	Exam Marks	80
Total Number of Lecture Hours	50	Exam Hours	03

CREDITS – 04

Course objectives: This course will enable students to:

1. Recognize the importance of material characteristics and their contributions to strength development in Concrete
2. Proportion ingredients of Concrete to arrive at most desirable mechanical properties of Concrete.
3. Ascertain and measure engineering properties of concrete in fresh and hardened state which meet the requirement of real time structures.

Contents	Teaching Hours	Revised Bloom's Taxonomy (RBT) Level
Module-1: Concrete Ingredients		
Cement – Cement manufacturing process, steps to red uce carbon footprint, chemical composition and their importance, hydration of cement, types of cement. Testing of cement. Fine aggregate: Functions, requirement, Alternatives to River sand, M-sand introduction and manufacturing. Coarse aggregate: Importance of size, shape and texture. Grading and blending of aggregate. Testing on aggregate, requirement. Recycled aggregates Water – qualities of water. Chemical admixtures – plasticizers, accelerators, r etarders and air entraining agents. Mineral admixtures – Pozzolanic and cementitious ma terials, Fly ash, GGBS, silica fumes, Metakaolin and rice husk ash.	10 Hours	L1, L2, L3
Module -2: Fresh Concrete		
Workability-factors affecting workability. Measurement of workability–slump, Compaction factor and Vee-Bee Consistometer tests, flow tests. Segregation and bleeding. Process of manufacturing of concrete- Batching, Mixing, Transporting, Placing and Compaction. Curing – Methods of curing – Water curing, membrane curing, steam curing, accelerated curing, self-curing. Good and Bad practices of making and using fresh concrete and Effect of heat of hydration during mass concreting at project sites.	10 Hours	L1, L2, L3
Module -3: Hardened Concrete		
Factors influencing strength, W/C ratio, gel/space ratio, Maturity concept, Testing of hardened concrete, Creep –facto rs affecting creep. Shrinkage of concrete – plastic shrinking an d drying shrinkage, Factors affecting shrinkage. Definition and significance of durability. Internal and external factors influencing durability, Mechanisms- Sulphate attack – chloride attack, carb onation, freezing and thawing. Corrosion, Durability requirements as per	10 Hours	L1, L2, L3

IS-456, Insitu testing of concrete- Penetration and pull out test, rebound hammer test, ultrasonic pulse velocity, core extraction – Principal, applications and limitations.		
Module -4: Concrete Mix Proportioning		
Concept of Mix Design with and without admixtures, variables in proportioning and Exposure conditions, Selection criteria of ingredients used for mix design, Procedure of mix proportioning. Numerical Examples of Mix Proportioning using IS-10262	10 Hours	L1, L2, L3, L4
Module -5: Special Concretes		
RMC- manufacture and requirement as per QCI-RMCPCS, properties, advantages and disadvantages. Self-Compacting concrete- concept, materials, tests, properties, application and typical mix Fiber reinforced concrete - Fibers types, properties, application of FRC. Light weight concrete-material properties and types. Typical light weight concrete mix and applications	10 hours	L1, L2, L3, L4

Course Outcomes:

After studying this course, students will be able to:

CO1: Relate material characteristics and their influence on microstructure of concrete. (L2,L3)(PO1)

CO 2: Distinguish concrete behaviour based on its fresh and hardened properties. [L2, L4] (PO1, PO2)

CO 3: Illustrate proportioning of different types of concrete mixes for required fresh and hardened properties using professional codes. [L3] (PO1, PO2, PO3)

Program Objectives (as per NBA):

- Engineering Knowledge (PO1)
- Problem Analysis (PO2)
- Design / development of solutions (PO3)

Question paper pattern:

- The question paper will have ten questions.
- Each full question consists of 16 marks.
- There will be 2 full questions (with a maximum of four sub questions) from each module.
- Each full question will have sub questions covering all the topics under a module.
- The students will have to answer 5 full questions, selecting one full question from each module.

Text Books:

1. Neville A.M. “Properties of Concrete”-4th Ed., Long man.
2. M.S. Shetty, Concrete Technology - Theory and Practice Published by S. Chand and Company, New Delhi.
3. Kumar Mehta. P and Paulo J.M. Monteiro “Concrete-Mi crostructure, Property and Materials”, 4th Edition, McGraw Hill Education, 201 4
4. A.R. Santha Kumar, “Concrete Technology”, Oxford Un iversity Press, New Delhi (New Edition)

Reference Books:

1. M L Gambir, “Concrete Technology”, McGraw Hill Educ ation, 2014.
2. N. V. Nayak, A. K. Jain Handbook on Advanced Concrete Technology, ISBN: 978-81-8487-186-9
3. Job Thomas, “Concrete Technology”, CENGAGE Learning , 2015
4. IS 4926 (2003): Code of Practice Ready-Mixed Concrete [CED 2: Cement and Concrete]

5. Criteria for RMC Production Control, Basic Level Certification for Production Control of Ready Mixed Concrete-BMTPC
6. Specification and Guidelines for Self-Compacting Concrete, EFNARC, Association House

Course Title: Basic Geotechnical Engineering
[As per Choice Based Credit System (CBCS) scheme]
SEMESTER – IV

Subject Code	15CV45	IA Marks	20
Number of Lecture Hours/Week	04	Exam Marks	80
Total Number of Lecture Hours	50	Exam Hours	03

CREDITS – 04

Course objectives: This course will enable students

- To appreciate basic concepts of soil mechanics as an integral part in the knowledge of civil engineering. Also to become familiar broadly with geotechnical engineering problems such as, foundation engineering, flow of water through soil medium and terminologies associated with geotechnical engineering.
- To know the basic engineering properties and the mechanical behaviour of different types of soil. This includes strength-deformation characteristics under shearing stresses. Also consolidation properties of clayey soils.
- To determine the improvement in mechanical behaviour by densification of soil deposits using compaction.
- To know how the properties of soils that can be measured in the lab

Modules	**Teaching Hours**	**Revised Bloom's Taxonomy (RBT) Level**
Module -1: Introduction: Introduction, origin and formation of soil, Phase Diagram, phase relationships, definitions and their inter relationships. Determination of Index properties-Specific gravity, water content, in-situ density and particle size analysis (sieve and sedimentation analysis) Atterberg's Limits, consistency indices, relative density, activity of clay, Plasticity chart, unified and BIS soil classification.	**10 Hours**	**L1, L2**
Module -2 : Soil Structure and Clay Mineralogy		
Single grained, honey combed, flocculent and dispersed structures, Valence bonds, Soil-Water system, Electrical diffuse double layer, adsorbed water, base-exchange capacity, Isomorphous substitution. Common clay minerals in soil and their structures- Kaolinite, Illite and Montmorillonite and their application in Engineering **Compaction of Soils:** Definition, Principle of compaction, Standard and Modified proctor's compaction tests, factors affecting compaction, effect of compaction on soil properties, Field compaction control - compactive effort & method of compaction, lift thickness and number of passes, Proctor's needle, Compacting equipments and their suitability.	**10 Hours**	**L1, L2**
Module -3: Flow through Soils:		
Darcy's law- assumption and validity, coefficient of permeability and its determination (laboratory and field), factors affecting permeability, permeability of stratified soils, Seepage velocity,	**10 Hours**	**L1, L2, L3**

superficial velocity and coefficient of percolation, Capillary Phenomena **Seepage Analysis:** Laplace equation, assumptions, limitations and its derivation. Flow nets- characteristics and applications. Flow nets for sheet piles and below the dam section. Unconfined flow, phreatic line (Casagrande's method –with and without toe filter), flow through dams, design of dam filters. **Effective Stress Analysis**: Geostatic stresses, Effective stress concept-total stress, effective stress and Neutral stress and impact of the effective stress in construction of structures, quick sand phenomena		
Module -4: Consolidation of Soil:		
Definition, Mass-spring analogy, Terzaghi's one dimensional consolidation theory - assumption and limitations. Derivation of Governing differential Equation Pre-consolidation pressure and its determination by Casagrande's method. Over consolidation ratio, normally consolidated, under consolidated and over consolidated soils. Consolidation characteristics of soil (C_c, a_v, m_v and C_v. Laboratory one dimensional consolidation test, characteristics of e-log(σ') curve, Determination of consolidation characteristics of soils- compression index and coefficient of consolidation (square root of time fitting method, logarithmic time fitting method). Primary and secondary consolidation.	**10 Hours**	**L1, L2, L3, L4**
Module -5: Shear Strength of Soil:		
Concept of shear strength, Mohr–Coulomb Failure Cri terion, Modified Mohr–Coulomb Criterion Concept of pore pressure, Total and effective shear strength parameters, factors affecting shear strength of soils. Thixotrophy and sensitivity, Measurement of shear strength parameters - Direct shear test, unconfined compression test, triaxial compression test and field Vane shear test, Test under different drainage conditions. Total and effective stress paths.	**10 Hours**	**L2, L3**

Course outcomes:

On the completion of this course students are expected to attain the following outcomes;

1. Will acquire an understanding of the procedures to determine index properties of any type of soil, classify the soil based on its index properties
2. Will be able to determine compaction characteristics of soil and apply that knowledge to assess field compaction procedures
3. Will be able to determine permeability property of soils and acquires conceptual knowledge about stresses due to seepage and effective stress; Also acquire ability to estimate seepage losses across hydraulic structure
4. Will be able to estimate shear strength parameters of different types of soils using the data of different shear tests and comprehend Mohr-Coulomb failure theory.
5. Ability to solve practical problems related to estimation of consolidation settlement of soil deposits also time required for the same.

Program Objectives (as per NBA):

- Engineering Knowledge.
- Problem Analysis.
- Design / development of solutions (partly).
- Interpretation of data.

Question paper pattern:

- The question paper will have ten questions.
- Each full question consists of 16 marks.
- There will be 2 full questions (with a maximum of four sub questions) from each module.
- Each full question will have sub questions covering all the topics under a module.
- The students will have to answer 5 full questions, selecting one full question from each module.

Text Books:

1. Gopal Ranjan and Rao A.S.R., Basic and Applied Soil Mechanics- (2000), New Age International (P) Ltd., Newe Delhi.
2. Punmia B C, Soil Mechanics and Foundation Engineering- (2012) , Laxmi Pulications.
3. Murthy V.N.S., Principles of Soil Mechanics and Foundation Engineering- (1996), 4th Edition, UBS Publishers and Distributors, New Delhi.
4. Braja, M. Das, Geotechnical Engineering; (2002), Fifth Edition, Thomson Business Information India (P) Ltd., India

Reference Books:

1. T.W. Lambe and R.V. Whitman, Soil Mechanics, John Wiley & Sons, 1969.
2. Donold P Coduto, Geotechnical Engineering- Phi Learning Private Limited, New Delhi
3. Shashi K. Gulathi & Manoj Datta, Geotechnical Engineering-. (2009), "Tata Mc Graw Hill.
4. Narasimha Rao A. V. & Venkatrahmaiah C, Numerical Problems, Examples and objective questions in Geotechnical Engineering-. (2000), Universities Press., Hyderabad.
5. Muni Budhu ,Soil Mechanics and Foundation Engg.- (2010), 3rd Edition, John Wiely & Sons

Course Title: Advanced Surveying

[As per Choice Based Credit System (CBCS) scheme] SEMESTER – IV

Subject Code	15CV46	IA Marks	20
Number of Lecture Hours/Week	04	Exam Marks	80
Total Number of Lecture Hours	50	Exam Hours	03

CREDITS – 04

Course objectives: This course will enable students to:

1. Apply geometric principles to arrive at solutions to surveying problems.
2. Analyze spatial data using appropriate computational and analytical techniques.
3. Design proper types of curves for deviating type of alignments.
4. Use the concepts of advanced data capturing methods necessary for engineering practice

Modules	Teaching Hours	Revised Bloom's Taxonomy (RBT) Level
Module -1: Curve Surveying		
Curves – Necessity – Types, Simple curves, Elements , Designation of curves, Setting out simple curves by linear methods (numerical problems on offsets from long chord & chord produced method), Setting out curves by Rankines deflection angle method (numerical problems). Compound curves, Elements, Design of compound curves, Setting out of compound curves (numerical problems). Reverse curve between two parallel straights (numerical problems on Equal radius and unequal radius). Transition curves Characteristics , numerical problems on Length of Transition curve, 7.5 Vertical curves –Types – (theory).	**10 Hours**	**L1,L3,L5**
Module -2: Geodetic Surveying and Theory of Errors		
Geodetic Surveying: Principle and Classification of triangulation system, Selection of base line and stations, Orders of triangulation, Triangulation figures, Reduction to Centre, Selection and marking of stations Theory of Errors: Introduction, types of errors, definitions, laws of accidental errors, laws of weights, theory of least squares, rules for giving weights and distribution of errors to the field observations, determination of the most probable values of quantities.	**10 Hours**	**L1,L2, L3**
Module -3: Introduction to Field Astronomy:		
Earth, celestial sphere, earth and celestial coordinate systems, spherical triangle, astronomical triangle, Napier's rule	**10 Hours**	**L4,L5**
Module -4: Aerial Photogrammetry		
Introduction, Uses, Aerial photographs, Definitions, Scale of vertical and tilted photograph (simple problems), Ground Co-ordinates (simple problems), Relief Displacements (Derivation), Ground control, Procedure of aerial survey, overlaps and mosaics,	**10 Hours**	**L2,L3, L5**

Stereoscopes, Derivation Parallax(Derivation) .		
Module -5: Modern Surveying Instruments		
Introduction, Electromagnetic spectrum, Electromagnetic distance measurement, Total station, Lidar scanners for topographical survey. Remote Sensing: Introduction, Principles of energy interaction in atmosphere and earth surface features, Image interpretation techniques, visual interpretation. Digital image processing, Global Positioning system Geographical Information System: Definition of GIS, Key Components of GIS, Functions of GIS, Spatial data, spatial information system Geospatial analysis, Integration of Remote sensing and GIS and Applications in Civil Engineering(transportation, town planning).	**10 Hours**	**L2,L3, L5**

Course outcomes:

After a successful completion of the course, the student will be able to:

1. Apply the knowledge of geometric principles to arrive at surveying problems
2. Use modern instruments to obtain geo-spatial data and analyse the same to appropriate engineering problems.
3. Capture geodetic data to process and perform analysis for survey problems with the use of electronic instruments;
4. Design and implement the different types of curves for deviating type of alignments.

Program Objectives (as per NBA)

- Engineering Knowledge.
- Problem Analysis.
- Interpretation of data.

Question paper pattern:

- The question paper will have Ten questions, each full question carrying 16 marks.
- There will be two full questions (with a maximum Three sub divisions, if necessary) from each module.
- Each full question shall cover the topics under a module.
- The students shall answer Five full questions selecting one full question from each module.
- If more than one question is answered in modules, best answer will be considered for the award of marks limiting one full question answer in each module.

Text Books:

1. B.C. Punmia, “Surveying Vol.2”, Laxmi Publications pvt. Ltd., New Delhi.
2. Kanetkar T P and S V Kulkarni , Surveying and Levelling Part 2, Pune Vidyarthi Griha Prakashan,
3. K.R. Arora, “Surveying Vol. 1” Standard Book House, New Delhi.
4. Sateesh Gopi, Global Positioning System, Tata McGraw Hill Publishing Co. Ltd. New Delhi

Reference Books:

1. S.K. Duggal, “Surveying Vol.I & II”, Tata McGraw Hi ll Publishing Co. Ltd. New Delhi.
2. R Subramanian, Surveying and Leveling, Second edition, Oxford University Press, New Delhi.
3. David Clerk, Plane and Geodetic Surveying Vol1 and Vol2, CBS publishers
4. B Bhatia, Remote Sensing and GIS , Oxford University Press, New Delhi.
5. T.M Lillesand,. R.W Kiefer,. and J.W Chipman, Remote sensing and Image interpretation , 5th edition, John Wiley and Sons India

6. James M Anderson and Adward M Mikhail, Surveying theory and practice, 7th Edition, Tata McGraw Hill Publication.
7. Kang-tsung Chang, Introduction to geographic information systems, McGraw Hill Higher Education

Course Title: Fluid Mechanics and Hydraulic Machines Laboratory (0:1:2)

[As per Choice Based Credit System (CBCS) scheme]

SEMESTER – IV

Subject Code	15CVL47	IA Marks	20
Number of Lecture Hours/Week	03 (1hr tutorial + 2hr laboratory)	Exam Marks	80
Total Number of Lecture Hours	42	Exam Hours	03

CREDITS – 02

Course objectives: This course will enable students to;

1. calibrate flow measuring devices
2. determine the force exerted by jet of water on vanes
3. measure discharge and head losses in pipes
4. understand the fluid flow pattern

Modules	Teaching Hours	Revised Bloom's Taxonomy (RBT) Level
1. Verification of Bernoulli's equation	**3 Hours**	**L1, L2**
2. Determination of C_d for Venturimeter and Orifice meter	**3 Hours**	**L1, L2**
3. Determination of hydraulic coefficients of small vertical orifice	**3 Hours**	**L1, L2**
4. Calibration of Rectangular and Triangular notch	**3 Hours**	**L1, L2**
5. Calibration of Ogee and Broad crested weir	**3 Hours**	**L1, L2**
6. Determination of C_d for Venturiflume	**3 Hours**	**L1, L2**
7. Experimental determination of force exerted by a jet on flat and curved plates (Hemispherical Vane).	**3 Hours**	**L1, L2**
8. Experimental determination of operating characteristics of Pelton turbine	**3 Hours**	**L1, L2**
9. Determination of efficiency of Francis turbine	**3 Hours**	**L1, L2**
10. Determination of efficiency of Kaplan turbine	**3 Hours**	**L1, L2**
11. Determination of efficiency of centrifugal pump.	**3 Hours**	**L1, L2**
12. Determination of Major and Minor Losses in Pipes	**3 Hours**	**L1, L2**
13. Demonstration Experiments: a. Reynold's experiment to understand laminar and turbulent flow b. Flow Visualization c. Calibration of Sutro-weir	**6 Hours**	**L1, L2**

Course outcomes:

During the course of study students will develop understanding:

- Properties of fluids and the use of various instruments for fluid flow measurement.
- Working of hydraulic machines under various conditions of working and their characteristics.

Program Objectives (as per NBA):

- Engineering Knowledge.

- Problem Analysis.
- Design / development of solutions (partly).
- Interpretation of data.

Question paper pattern:

- All experiments are to be included in the examination except demonstration exercises.
- Candidate to perform experiment assigned to him
- Marks are to be allotted as per the split up of marks shown on the cover page of answer script

Text Books:

1. Sarbjit Singh , *Experiments in Fluid Mechanics* - PHI Pvt. Ltd.- New Delhi
2. Mohd. Kaleem Khan, "Fluid Mechanics and Machinery", Oxford University Press

Reference Books:

1. Hydraulics and Fluid Mechanics' – Dr. P.N. Modi & D r S.M. Seth, Standard Book House- New Delhi. 2009 Edition

Course Title: Engineering Geology Laboratory (0:1:2)

[As per Choice Based Credit System (CBCS) scheme] SEMESTER – IV

Subject Code	**15CVL48**	IA Marks	20
Number of Lecture Hours/Week	03 (1hr tutorial + 2hr laboratory)	Exam Marks	80
Total Number of Lecture Hours	42	Exam Hours	03

CREDITS – 02

Course objectives: This course will enable students

1. To identify the minerals and rocks based on their inherent properties and uses in civil engineering
2. To interpret the geological maps related to civil engineering projects.
3. To learn the dip and strike, borehole problems, thickness of geological formation related to foundation, tunnels, reservoirs and mining.
4. To understand subsurface geological conditions through a geophysical techniques and watershed management.
5. To visit the civil engineering projects like dams, reservoirs, tunnels, quarry sites etc.

Modules	Teaching Hours	Revised Bloom's Taxonomy (RBT) Level
1. Identification of minerals as mentioned in theory, their properties, uses and manufacturing of construction materials.	**6 Hours**	L1, L2
2. Identification of rocks as mentioned in theory, their engineering properties and uses in construction and decorative purposes	**6 Hours**	L2, L3
3. Dip and Strike problems: Determination of dip and strike direction in Civil Engineering projects (Railway lines, tunnels, dams, reservoirs) –graphical or any other method.	**6 Hours**	L4
4. Bore hole problems: Determination of subsurface behavior of rocks, their attitude related to foundation, tunnels, reservoirs and mining. Triangular and Square land, assuming ground is horizontal.	**6 Hours**	L3, L4, L5
5. Calculation of Vertical, True thickness and width of the outcrops.	**6 Hours**	L4, L5
6. Interpretation of Electrical resistivity curves to find out subsurface information such as thickness of soil, weathered zone, depth of hard rock and saturated zone	**4 Hours**	L3, L4
7. Interpretation of Toposheets and geological maps related to Civil Engineering projects.	**8 Hours**	L5, L6

Course outcomes:

During this course, students will develop expertise in;

1. Identifying the minerals and rocks and utilize them effectively in civil engineering practices.
2. Understanding and interpreting the geological conditions of the area for the

implementation of civil engineering projects.

3. Interpreting subsurface information such as thickness of soil, weathered zone, depth of hard rock and saturated zone by using geophysical methods.
4. The techniques of drawing the curves of electrical resistivity data and its interpretation for geotechnical and aquifer boundaries

Program Objectives (as per NBA):

- Engineering Knowledge.
- Problem Analysis.
- Design / development of solutions (partly).
- Interpretation of data.

Question paper pattern:

- All are individual experiments
- Instructions as printed on the cover page of answer script for split up of marks to be strictly followed.
- All exercises are to be included for practical examination.

Question Paper Pattern		
Qn. No.	**EXPERIMENT**	**MARKS (80)**
1	Identification of Minerals by giving their physical properties and civil engineering applications (5 minerals)	**20 (5 x 4)**
2	Identification of rocks by giving their physical properties, classification and their civil engineering applications (5 rocks)	**20 (5 x 4)**
3	Dip and strike problems	**6**
4	Bore hole problems (3 point method)	**10**
5	Thickness of strata problems including calculation of vertical, true thickness and its width of out crop.	**4**
6	Electrical resistivity curves drawing and its interpretation for Geotechnical and Aquifer investigations.	**6**
7	Interpretation of Toposheets	**5**
8	Geological maps, their cross sections and description	**10**
9	Viva voce	**5**

Note:
1) Question nos. 1,2,4,5.7, 8 & 9 are compulsory.
2) Among question no. 3 &6 any one shall be given.
3) Internal Assessment Marks=20: By conducing at least one test for 10 marks and remaining 10 marks for record.

Reference Books:

1. M P Billings, Structural Geology , CBS Publishers and Distributors, New Delhi
2. B.S.Satyanarayana Swamy , Engineering Geology Laboratory Manual , Dhanpat Rai Sons, New Delhi.
3. L R A Narayan, Remote sensing and its applications, University Press.
4. P.K.MUKERJEE, Text book of Geology , World Press Pvt. Ltd., Kolkatta
5. John I Platt and John Challinor, Simple Geological Structures, Thomas Murthy & Co, London

Course Title: Design of RC Structural Elements

[As per Choice Based Credit System (CBCS) scheme]

SEMESTER:V

Subject Code	15CV51	IA Marks	20
Number of Lecture Hours/Week	04	Exam Marks	80
Total Number of Lecture Hours	50	Exam Hours	03
	CREDITS – 04	**Total Marks-100**	

Course objectives: This course will enable students to

1. Identify, formulate and solve engineering problems of RC elements subjected to different kinds of loading. 2.

Follow a procedural knowledge in designing various structural RC elements.

3. Impart the culture of following the codes for strength, serviceability and durability as an ethics.
4. Provide knowledge in analysis and design of RC elements for the success in competitive examinations.

Modules	Teaching Hours	Revised Bloom's Taxonomy (RBT) Level
Module -1		
Introduction to Limit State Design and Serviceability: Introduction to working stress method, Difference between Working stress and Limit State Method of design, Modular Ratio and Factor of Safety. Philosophy and principle of limit state design with assumptions. Partial Safety factors, Characteristic load and strength. Stress block parameters, concept of balanced section, under reinforced and over reinforced section. Limiting deflection, short term deflection, long term deflection, Calculation of deflection of singly reinforced beam only. Cracking in reinforced concrete members, calculation of crack width of singly reinforced beam. Side face reinforcement, slender limits of beams for stability.	12 hours	L_1, L_2
Module -2		
Limit State Analysis of Beams: Analysis of singly reinforced, doubly reinforced and flanged beams for flexure and shear	8 Hours	L_2, L_4
Module -3		
Limit State Design of Beams: Design of singly and doubly reinforced beams, Design of flanged beams for shear, design for combined bending and torsion as per IS-456	10 Hours	L_2, L_4
Module -4		
Limit State Design of Slabs and Stairs: Introduction to one way and two way slabs, Design of cantilever, simply supported and one way continuous slab. Design of two way slabs for different boundary conditions. Design of dog legged and open well staircases. Importance of bond, anchorage length and lap length.	10 Hours	L_2, L_4

Module -5		
Limit State Deign of Columns and Footings: Analysis and design of short axially loaded RC column. Design of columns with uniaxial and biaxial moments, Design concepts of the footings. Design of Rectangular and square column footings with axial load and also for axial load & moment	10 Hours	L_2, L_4

Course outcomes: After studying this course, students will be able to:

1. understand the design philosophy and principles
2. solve engineering problems of RC elements subjected to flexure, shear and torsion
3. demonstrate the procedural knowledge in designs of RC structural elements such as slabs, columns and footings
4. owns professional and ethical responsibility

Program Objectives:

- Engineering knowledge
- Problem analysis
- Interpretation of data

Question paper pattern:

- The question paper will have 5 modules comprising of ten questions. Each full question carrying 16 marks
- There will be two full questions (with a maximum of three subdivisions, if necessary) from each module.
- Each full question shall cover the topics as a module
- The students shall answer five full questions, selecting one full question from each module. If more than one question is answered in modules, best answer will be considered for the award of marks limiting one full question answer in each module.
- The designs are as per IS-456 and SP (16) relevant charts to be provided in the question paper

Text Books:

1. Unnikrishnan Pillai and Devdas Menon, " **Reinforced Concrete Design"** , McGraw Hill, New Delhi
2. Subramanian, " **Design of Concrete Structures"** , Oxford university Press
3. H J Shah, **"Reinforced Concrete Vol. 1 (Elementary Reinforced Concrete)"** , Charotar Publishing House Pvt. Ltd.

Reference Books:

1. P C Varghese, "Limit State design of reinforced con crete" , PHI, New Delhi
2. W H Mosley, R Husle, J H Bungey, "Reinforced Concre te Design", MacMillan Education, Palgrave publisher s
3. Kong and Evans, "Reinforced and Pre-Stressed Concre te", Springer Publications
4. A W Beeby and Narayan R S, "Introduction to Design for Civil Engineers", CRC Press
5. Robert Park and Thomas Paulay, "Reinforced Concrete Structures", John Wiley & Sons, Inc.

Course Title: Analysis of Indeterminate Structures

[As per Choice Based Credit System (CBCS) scheme]

SEMESTER:V

Subject Code	15CV52	IA Marks	20
Number of Lecture Hours/Week	04	Exam Marks	80
Total Number of Lecture Hours	50	Exam Hours	03
	CREDITS – 04	**Total Marks-100**	

Course objectives: This course will enable students to

1. Ability to apply knowledge of mathematics and engineering in calculating slope, deflection, bending moment and shear force using slope deflection, moment distribution method and Kani's method.
2. Ability to identify, formulate and solve problems in structural analysis.
3. Ability to analyze structural system and interpret data.
4. Ability to use the techniques, such as stiffness and flexibility methods to solve engineering problems
5. Ability to communicate effectively in design of structural elements

Modules	**Teaching Hours**	**Revised Bloom's Taxonomy (RBT) Level**
Module -1		
Slope Deflection Method: Introduction, sign convention, development of slope deflection equation, analysis of continuous beams including settlements, Analysis of orthogonal rigid plane frames including sway frames with kinematic indeterminacy ≤ 3	10 hours	L_2, L_4,L_5
Module -2		
Moment Distribution Method: Introduction, Definition of terms, Development of method, Analysis of continuous beams with support yielding, Analysis of orthogonal rigid plane frames including sway frames with kinematic indeterminacy ≤ 3	08 Hours	L_2, L_4,L_5
Module -3		
Kani's Method: Introduction, Concept, Relationships between bending moment and deformations, Analysis of continuous beams with and without settlements, Analysis of frames with and without sway	08 Hours	L_2, L_4,L_5
Module -4		
Matrix Method of Analysis (Flexibility Method) : Introduction, Axes and coordinates, Flexibility matrix, Analysis of continuous beams and plane trusses using system approach, Analysis of simple orthogonal rigid frames using system approach with static indeterminacy ≤ 3	12 Hours	L_2, L_4,L_5
Module -5		
Matrix Method of Analysis (Stiffness Method): Introduction, Stiffness matrix, Analysis of continuous beams and plane trusses using system approach, Analysis of simple orthogonal rigid frames using system approach with kinematic indeterminacy ≤ 3	12 Hours	L_2, L_4,L_5

Course outcomes: After studying this course, students will be able to:

1. Determine the moment in indeterminate beams and frames having variable moment of inertia and subsidence using slope defection method
2. Determine the moment in indeterminate beams and frames of no sway and sway using moment distribution method.
3. Construct the bending moment diagram for beams and frames by Kani's method.
4. Construct the bending moment diagram for beams and frames using flexibility method
5. Analyze the beams and indeterminate frames by system stiffness method.

Program Objectives:

- Engineering knowledge
- Problem analysis
- Interpretation of data

Question paper pattern:

- The question paper will have 5 modules comprising of ten questions. Each full question carrying 16 marks
- There will be two full questions (with a maximum of three subdivisions, if necessary) from each module.
- Each full question shall cover the topics as a module
- The students shall answer five full questions, selecting one full question from each module. If more than one question is answered in modules, best answer will be considered for the award of marks limiting one full question answer in each module.

Text Books:

1. Hibbeler R C, **" Structural Analysis",** Pearson Publication
2. L S Negi and R S Jangid, **"Structural Analysis",** Tata *McGraw-Hill* Publishing Company Ltd.
3. D S Prakash Rao, **"Structural Analysis: A Unified Approach"** , Universities Press
4. K.U. Muthu, H.Narendra etal, **"Indeterminate Structural Analysis",** IK International Publishing Pvt. Ltd.

Reference Books:

1. Reddy C S, **"Basic Structural Analysis"** , *Tata McGraw-Hill* Publishing Company Ltd.
2. Gupta S P, G S Pundit and R Gupta, **"Theory of Structures** ", Vol II, Tata McGraw Hill Publications company Ltd.
3. V N Vazirani and M M Ratwani, **"Analysis Of Structures** ", Vol. 2, Khanna Publishers
4. Wang C K, **"Intermediate Structural Analysis",** McGraw Hill, International Students Edition.
5. S.Rajasekaran and G. Sankarasubramanian, **"Computational Structural Mechanics",** PHI Learning Pvt. Ltd.,

Course Title: Applied Geotechnical Engineering

[As per Choice Based Credit System (CBCS) scheme]

SEMESTER:V

Subject Code	15CV53	IA Marks	20
Number of Lecture Hours/Week	04	Exam Marks	80
Total Number of Lecture Hours	50	Exam Hours	03
	CREDITS – 04	**Total Marks-100**	

Course objectives: This course will enable students to

1. Appreciate basic concepts of soil mechanics as an integral part in the knowledge of Civil Engineering. Also to become familiar with foundation engineering terminology and understand how the principles of Geotechnology are applied in the design of foundations
2. Learn introductory concepts of Geotechnical investigations required for civil engineering projects emphasizing in-situ investigations
3. Conceptually learn various theories related to bearing capacity of soil and their application in the design of shallow foundations and estimation of load carrying capacity of pile foundation
4. Estimate internal stresses in the soil mass and application of this knowledge in proportioning of shallow and deep foundation fulfilling settlement criteria
5. Study about assessing stability of slopes and earth pressure on rigid retaining structures

Modules	**Teaching Hours**	**Revised Bloom's Taxonomy (RBT) Level**
Module -1		
Soil Exploration: Introduction, Objectives and Importance, Stages and Methods of exploration- Test pits, Borings, Geophysical methods, stabilization of boreholes, Sampling techniques, Undisturbed, disturbed and representative samples, Geophysical exploration and Bore hole log. Drainage and Dewatering methods, estimation of depth of GWT (Hvorslev's method).	**10 Hours**	**L1,L2,L3**
Module -2		
Stress in Soils: Introduction, Boussinesq's and Westergaard's theo ry - concentrated load, circular and rectangular load, equivalent point load method, pressure distribution diagrams and contact pressure, Newmark's chart Foundation Settlement - Approximate method for stress distribution on a horizontal plane, Types of settlements and importance, Computation of immediate and consolidation settlement	**10 Hours**	**L2,L3,L4**
Module -3		
Lateral Earth Pressure: Active, Passive and earth pressure at rest, Rankine's theory for cohesionless and cohesive soils, Coulomb's theory, Rebhann's and Culmann's graphical construction. **Stability of Slopes :** Assumptions, infinite and finite slopes, factor of safety, use of Taylor's stability charts, Swedish slip circle method for C and C-ϕ (Method of slices) soils, Fellineous method for critical slip circle	**10 Hours**	**L2,L4,L5**

Module -4		
Bearing Capacity of Shallow Foundation: Types of foundations, determination of bearing capacity by Terzaghi's and BIS method (IS: 6403), Effect of water table and eccentricity, field methods - plate load test and SPT Proportioning of shallow foundations- isolated and combined footings (only two columns)	**10 Hours**	**L2,L4,L5,L6**
Module -5		
Pile Foundations: Types and classification of piles, single loaded pile capacity in cohesionless and cohesive soils by static formula, efficiency of file group, group capacity of piles in cohesionless and cohesive soils, negative skin friction, pile load tests, Settlement of piles, under reamed piles (only introductory concepts – no derivation)	**10 Hours**	**L2,L3,L4**

Course outcomes: On the completion of this course students are expected to attain the following outcomes;

1. Ability to plan and execute geotechnical site investigation program for different civil engineering projects
2. Understanding of stress distribution and resulting settlement beneath the loaded footings on sand and clayey soils
3. Ability to estimate factor of safety against failure of slopes and to compute lateral pressure distribution behind earth retaining structures
4. Ability to determine bearing capacity of soil and achieve proficiency in proportioning shallow isolated and combined footings for uniform bearing pressure
5. Capable of estimating load carrying capacity of single and group of piles

Program Objectives

- Engineering knowledge
- Problem analysis
- Interpretation of data

Question paper pattern:

- The question paper will have ten questions.
- Each full question consists of 16 marks.
- There will be 2 full questions (with a maximum of four sub questions) from each module.
- Each full question will have sub questions covering all the topics under a module.
- The students will have to answer 5 full questions, selecting one full question from each module.
- Use of IS: 6403 shall be permitted.

Text Books:

1. Gopal Ranjan and Rao A.S.R., Basic and Applied Soil Mechanics, New Age International (P) Ltd., New Delhi.
2. Punmia B C, Soil Mechanics and Foundation Engineering, Laxmi Publications co., New Delhi.
3. Murthy V.N.S., Principles of Soil Mechanics and Foundation Engineering, UBS Publishers and Distributors, New Delhi.
4. Braja, M. Das, Geotechnical Engineering; Thomson Business Information India (P) Ltd., India

Reference Books:

1. T.W. Lambe and R.V. Whitman, Soil Mechanics-, John Wiley & Sons
2. Donald P Coduto, Geotechnical Engineering- Phi Learning Private Limited, New Delhi
3. Shashi K. Gulathi & Manoj Datta, Geotechnical Engineering-. , Tata McGraw Hill Publications
4. Debashis Moitra, “Geotechnical Engineering” , Unive rsities Press.,
5. Malcolm D Bolton, “ A Guide to soil mechanics”, Uni versities Press.,
6. Bowles J E , Foundation analysis and design, McGraw- Hill Publications

Course Title: Computer Aided Building Planning and Drawing

[As per Choice Based Credit System (CBCS) scheme]

SEMESTER: V

Subject Code	15CV54	IA Marks	20
Number of Lecture Hours/Week	04 (1hr Instructions + 3hr Drawing)	Exam Marks	80
Total Number of Lecture/Practice Hours	50	Exam Hours	03
	CREDITS – 04	**Total Marks-100**	

Course objectives: Provide students with a basic understanding

- Achieve skill sets to prepare computer aided engineering drawings
- Understand the details of construction of different building elements.
- Visualize the completed form of the building and the intricacies of construction based on the engineering drawings.

Modules	**Teaching Hours**	**Revised Bloom's Taxonomy (RBT) Level**
Module:1		
Drawing Basics: Selection of scales for various drawings, thickness of lines, dimensioning, abbreviations and conventional representations as per IS: 962 Simple engineering drawings with CAD drawing tools : Lines, Circle, Arc, Polyline, Multiline, Polygon, Rectangle, Spline, Ellipse, Modify tools: Erase, Copy, Mirror, Offset, Array, Move, Rotate, Scale, Stretch, Lengthen, Trim, Extend, Break, Chamfer and Fillet, Using Text: Single line text, Multiline text, Spelling, Edit text, Special Features: View tools, Layers concept, Dimension tools, Hatching, Customising toolbars, Working with multiple drawings	**12 Hours**	**L1,L2**
Module:2		
Drawings Related to Different Building Elements: Following drawings are to be prepared for the data given using CAD Software a) Cross section of Foundation, masonry wall, RCC columns with isolated & combined footings. b) Different types of bonds in brick masonry c) Different types of staircases – Dog legged, Open we ll d) Lintel and chajja e) RCC slabs and beams f) Cross section of a pavement g) Septic Tank and sedimentation Tank	**12 Hours**	**L2,L3,L4,L5,L6**

h) Layout plan of Rainwater recharging and harvesting system i) Cross sectional details of a road for a Residential area with provision for all services j) Steel truss (connections Bolted) *Note: Students should sketch to dimension the above in a sketch book before doing the computer drawing*		
Module -3:		
Building Drawings: Principles of planning, Planning regulations and building bye-laws, factors affecting site selection, Functional planning of residential and public buildings, design aspects for different public buildings. Recommendations of NBC. Drawing of Plan, elevation and sectional elevation including electrical, plumbing and sanitary services *using CAD software* for: 1. Single and Double story residential building 2. Hostel building 3. Hospital building 4. School building 5. *Submission drawing (sanction drawing) of two storied residential building with access to terrace including all details and statements as per the local bye-laws* **Note:** • Students should sketch to dimension the above in a sketch book before doing the computer drawing • *One compulsory field visit/exercise to be carried out.* • Single line diagrams *to be given in the examination.*	**26 Hours**	**L2,L3,L4,L5,L6**
Course Outcomes: After studying this course, students will be able to 1. Gain a broad understanding of planning and designing of buildings 2. Prepare, read and interpret the drawings in a professional set up. 3. Know the procedures of submission of drawings and Develop working and submission drawings for building 4. Plan and design a residential or public building as per the given requirements		
Program Objectives • Engineering knowledge • Problem analysis • Interpretation of data		
Question paper pattern: • There will be two full questions with sub divisions if necessary from Module 2 with each full question carrying ***thirty*** marks. Students have to answer one question. • There will be two full questions from Module 3 with each full question carrying ***fifty*** marks. Students have to answer one question.		

- The conduction of examination and question paper format of should be in lines of 1st year CAED drawing. It's a drawing paper but the exam will be conducted by batches in the computer labs. question papers should be given in batches

Text book:

1. MG Shah, CM Kale, SY Patki, **"Building drawing with an integrated approach to B uilt Environment Drawing"** , Tata Mc Graw Hill Publishing co. Ltd., New Delhi
2. Gurucharan Singh, **"Building Construction",** Standard Publishers, & distributors, New Delhi.
3. Malik R S and Meo G S, **"Civil Engineering Drawing"** , Asian Publishers/Computech Publications Pvt Ltd.

Reference Books:

1. Time Saver Standard by Dodge F. W., F. W. Dodge Corp.,
2. IS: 962-1989 (Code of practice for architectural and building drawing)
3. **National Building Code**, BIS, New Delhi.

Course Title: Air Pollution and Control

Professional Elective-1

[As per Choice Based Credit System (CBCS) scheme]

SEMESTER:V

Subject Code	15CV551	IA Marks	20
Number of Lecture Hours/Week	03	Exam Marks	80
Total Number of Lecture Hours	40	Exam Hours	03
	CREDITS – 03	**Total Marks-100**	

Course Objectives: This course will enable students to

- Study the sources and effects of air pollution
- Learn the meteorological factors influencing air pollution.
- Analyze air pollutant dispersion models
- Illustrate particular and gaseous pollution control methods.

Modules	**Teaching Hours**	**Revised Bloom's Taxonomy (RBT) Level**
Module -1		
Introduction: Definition, Sources, classification and characterization of air pollutants. Effects of air pollution on health, vegetation & materials. Types of inversion, photochemical smog.	8 hours	L1,L2
Module -2		
Meteorology: Temperature lapse rate & stability, wind velocity & turbulence, plume behavior, measurement of meteorological variables, wind rose diagrams, Plume Rise, estimation of effective stack height and mixing depths. Development of air quality models-Gaussian dispersion model	8 Hours	L1,L2,L3
Module -3		
Sampling: Sampling of particulate and gaseous pollutants (Stack, Ambient & indoor air pollution), Monitoring and analysis of air pollutants ($PM_{2.5}$, PM_{10}, SO_X, NO_X, CO, NH_3)	8 Hours	L2,L3,L4
Module -4		
Control Techniques: Particulate matter and gaseous pollutants- settling chambers, cyclone separators, scrubbers, filters & ESP.	8 Hours	L3,L4
Module -5		

Air pollution due to automobiles, standards and control methods. Noise pollution-causes, effects and control, noise standards. Environmental issues, global episodes, laws, acts, protocols	8 Hours	L3,L4,L5,L6

Course Outcomes: After studying this course, students will be able to:

1. Identify the major sources of air pollution and understand their effects on health and environment.
2. Evaluate the dispersion of air pollutants in the atmosphere and to develop air quality models.
3. Ascertain and evaluate sampling techniques for atmospheric and stack pollutants.
4. Choose and design control techniques for particulate and gaseous emissions.

Program Objectives:

- Engineering knowledge
- Problem analysis
- Interpretation of data

Question Paper Pattern:

- The question paper will have 5 modules comprising of ten questions. Each full question carrying 16 marks
- There will be two full questions (with a maximum of three subdivisions, if necessary) from each module.
- Each full question shall cover the topics as a module
- The students shall answer five full questions, selecting one full question from each module. If more than one question is answered in modules, best answer will be considered for the award of marks limiting one full question answer in each module.

Text Books:

1. M. N. Rao and H V N Rao, “Air pollution”, Tata Mc-G raw Hill Publication.
2. H. C. Perkins, “Air pollution”. Tata McGraw Hill Pu blication
3. Mackenzie Davis and David Cornwell, “Introduction t o Environmental Engineering” McGraw-Hill Co.

Reference Books:

1. Noel De Nevers, “Air Pollution Control Engineering” , Waveland Pr Inc.
2. Anjaneyulu Y, “Text book of Air Pollution and Contr ol Technologies”, Allied Publishers

Course Title: Railways, Harbour, Tunneling and Airports

Professional Elective-1

[As per Choice Based Credit System (CBCS) scheme]

SEMESTER:V

Subject Code	15CV552	IA Marks	20
Number of Lecture Hours/Week	03	Exam Marks	80
Total Number of Lecture Hours	40	Exam Hours	03
	CREDITS – 03	**Total Marks-100**	

Course Objectives: This course will enable students to

1. Understand the history and development, role of railways, railway planning and development based on essential criteria's.
2. Learn different types of structural components, engineering properties of the materials, to calculate the material quantities required for construction
3. Understand various aspects of geometric elements, points and crossings, significance of maintenance of tracks.
4. Design and plan airport layout, design facilities required for runway, taxiway and impart knowledge about visual aids
5. Apply design features of tunnels, harbours, dock and necessary navigational aids; also expose them to various methods of tunneling and tunnel accessories.

Modules	Teaching Hours	Revised Bloom's Taxonomy (RBT) Level
Module -1		
Railway Planning: Significance of Road, Rail, Air and Water transports – Coordination of all modes to achieve sustainability – Elements of permanent way – Rails, Sleepers, Ballast, rail fixtures and faste nings, – Track Stress, coning of wheels, creep in rails, defects in rails – Route al ignment surveys, conventional and modern methods- – Soil suitability analysis – G eometric design of railways, gradient, super elevation, widening of gauge on curves- Points and Crossings.	8 hours	L1,L2,L3
Module -2		
Railway Construction and Maintenance: Earthwork – Stabilization of track on poor soil, Calculation of Materials required for track laying – Construction and maintenance of tracks – Modern methods of construct ion & maintenance – Railway stations and yards and passenger amenities- Urban rail – Infrastructure for Metro, Mono and underground railways.	8 Hours	L2, L3
Module -3		

Harbour and Tunnel Engineering: Definition of Basic Terms: Planning and Design of Harbours: Requirements, Classification, Location and Design Principles – Harbour Layout and Terminal Facilities , Coastal Structures, Inland Water Transport – Wave action on Coastal Structures and Coastal Protection Works. Tunneling: Introduction, size and shape of the tunnel, tunneling methods in soils, tunnel lining, tunnel drainage and ventilation.	8 Hours	L1,L2,L3
Module -4		
Airport Planning: Air transport characteristics, airport classification, air port planning: objectives, components, layout characteristics, socio-economic characteristics of the catchment area, criteria for airport site selection and ICAO stipulations, typical airport layouts, Parking and circulation area.	8 Hours	L1,L2,L3
Module -5		
Airport Design : Runway Design: Orientation, Wind Rose Diagram, Runway length, Problems on basic and Actual Length, Geometric design of runways, Configuration and Pavement Design Principles, Elements of Taxiway Design, Airport Zones, Passenger Facilities and Services, Runway and Taxiway Markings and lighting.	8 Hours	L1,L2,L3

Course Outcomes: After studying this course, students will be able to:

1. Acquires capability of choosing alignment and also design geometric aspects of railway system, runway, taxiway.
2. Suggest and estimate the material quantity required for laying a railway track and also will be able to determine the hauling capacity of a locomotive.
3. Develop layout plan of airport, harbor, dock and will be able relate the gained knowledge to identify required type of visual and/or navigational aids for the same.
4. Apply the knowledge gained to conduct surveying, understand the tunneling activities.

Program Objectives:

- Engineering knowledge
- Problem analysis
- Interpretation of data

Question Paper Pattern:

- The question paper will have 5 modules comprising of ten questions. Each full question carrying 16 marks
- There will be two full questions (with a maximum of three subdivisions, if necessary) from each module.
- Each full question shall cover the topics as a module
- The students shall answer five full questions, selecting one full question from each module. If more than one question is answered in modules, best answer will be considered for the award of marks limiting one full question answer in each module.

Text Books:

1. Saxena Subhash C and Satyapal Arora, “A Course in R ailway Engineering”, Dhanpat Rai and Sons, Delhi,
2. Satish Chandra and Agarwal M.M, “Railway Engineerin g”, 2nd Edition, Oxford University Press, New Delhi ,
3. Khanna S K, Arora M G and Jain S S, “Airport Planni ng and Design”, Nemchand and Brothers, Roorkee,
4. C Venkatramaiah, “ Transportation Engineering”, Vol ume II: Railways, Airports, Docks and Harbours, Bridges and

Tunnels, Universities Press

5. Bindra S P, "A Course in Docks and Harbour Engineer ing", Dhanpat Rai and Sons, New Delhi,

Reference Books:

1. Oza.H.P. and Oza.G.H., "A course in Docks & Harbour Engineering". Charotar Publishing Co.,
2. Mundrey J.S. "A course in Railway Track Engineering ". Tata McGraw Hill,
3. Srinivasan R. Harbour, "Dock and Tunnel Engineering ", 26th Edition 2013

Course Title: Masonry Structures

Professional Elective-1

[As per Choice Based Credit System (CBCS) scheme]

SEMESTER:V

Subject Code	15CV553	IA Marks	20
Number of Lecture Hours/Week	03	Exam Marks	80
Total Number of Lecture Hours	40	Exam Hours	03
	CREDITS – 03	**Total Marks-100**	

Course Objectives: This course will enable students to

1. Understand properties of masonry units, strength and factors affecting strength.
2. Understand design criteria of various types of wall subjected to different load system.
3. Impart the culture of following the codes for strength, serviceability and durability as an ethics.
4. Provide knowledge in analysis and design of masonry elements for the success in competitive examinations.

Modules	**Teaching Hours**	**Revised Bloom's Taxonomy (RBT) Level**
Module -1		
Masonry Units, Materials, types and masonry construction: Bricks, Stone and Block masonry units- strength, modulus of elasticity and water absorption of masonry materials – classification and properties o f mortars. Defects and Errors in masonry construction – cracks in masonry, types, reason for cracking, methods of avoiding cracks. **Strength and Stability:** Strength and stability of axially loaded masonry walls, effect of unit strength, mortar strength, joint thickness, rate of absorption, effect of curing, effect of ageing, workmanship. Compressive strength formulae based on elastic theory and empirical formulae.	8 hours	L1,L2,L3
Module -2		
Permissible stresses: Types of walls, permissible compressive stress, stress reduction and shape modification factors, increase in permissible stresses for eccentric vertical and lateral load, permissible tensile stress and shear stresses. **Design Considerations:** Effective height of walls and columns, openings in walls, effective length, effective thickness, slenderness ratio, eccentricity, load dispersion, arching action in lintels. Problems on design considerations for solid walls, cavity walls, wall with pillars.	8 Hours	L1,L2,L3

Module -3		
Load considerations and design of Masonry subjected to axial loads: Design criteria, design examples of walls under UDL, solid walls, cavity walls, solid wall supported at the ends by cross wall, walls with piers.	8 Hours	L1,L2,L3
Module -4		
Design of walls subjected to concentrated axial loads: Solid walls, cavity walls, solid wall supported at the ends by cross wall, walls with piers, design of wall with openings. **Design of walls subjected to eccentric loads**: Design criteria – stress distribution under eccentric loads – problems on eccentrically l oaded solid walls, cavity walls, walls with piers.	8 Hours	L2,L3,L4,L5
Module -5		
Design of Laterally and transversely loaded walls: Design criteria, design of solid wall under wind loading, design of shear wall – design of compound walls. Introduction to reinforced brick masonry, lintels and slabs. **In-filled frames**: Types – modes of failures – design criteria of ma sonry retaining walls.	8 Hours	L2,L3,L4,L5

Course Outcomes: After studying this course, students will be able to:

1. Explain engineering properties and uses of masonry units, defects and crack in masonry and its remedial measures.
2. Summarize various formulae's for finding compressive strength of masonry units.
3. Explain permissible stresses and design criteria as per IS: 1905 and SP-20.
4. Design different types of masonry walls for different load considerations.

Program Objectives:

- Engineering knowledge
- Problem analysis
- Interpretation of data

Question Paper Pattern:

- The question paper will have Ten questions, each full question carrying 16 marks.
- There will be two full questions (with a maximum three sub divisions, if necessary) from each module.
- Each full question shall cover the topics under a module.
- The students shall answer Five full questions selecting one full question from each module.
- If more than one question is answered in modules, best answer will be considered for the award of marks limiting one full question answer in each module.
- Use of **IS 1905–1987** "Code of practice for structural use of un-reinfor ced masonry" may be permitted.

Text Books:

1. Henry, A.W., " **Structural Masonry"** , Macmillan Education Ltd., 1990.

2. Dayaratnam P, **"Brick and Reinforced Brick Structures",** Oxford & IBH, 1987.

3. M. L. Gambhir, " **Building and Construction Materials",** Mc Graw Hill education Pvt. Ltd.

Reference Books:

1. IS 1905–1987 "Code of practice for structural use o f un-reinforced masonry- (3rd revision) BIS, New Delhi.
2. SP 20 (S&T) – 1991, "Hand book on masonry design an d construction (1st revision) BIS, New Delhi.

Course Title: Theory of Elasticity

Professional Elective-1

[As per Choice Based Credit System (CBCS) scheme]

SEMESTER:V

Subject Code	15CV554	IA Marks	20
Number of Lecture Hours/Week	03	Exam Marks	80
Total Number of Lecture Hours	40	Exam Hours	03
	CREDITS – 03	**Total Marks-100**	

Course Objectives: This course will enable students to

1. This course advances students from the one-dimensional and linear problems conventionally treated in courses of strength of materials into more general, two and three-dimensional problems.
2. The student will be introduced to rectangular and polar coordinate systems to describe stress and strain of a continuous body.
3. Introduction to the stress – strain relationship, b asic principles and mathematical expressions involved in continuum mechanics. also solution of problems in 2- dimensional linear elasticity

Modules	**Teaching Hours**	**Revised Bloom's Taxonomy (RBT) Level**
Module -1		
Concepts of continuum, Stress at a point, Components of stress, Differential equations of equilibrium, Stress transformation, Principal stresses, Maximum shear stress, Stress invariants. Strain at a point, Infinitesimal strain, Strain-displacement relations, Components of strain, Compatibility Equations, Strain transformation, Principal strains, Strain invariants, Measurement of surface strains, strain rosettes	08 hours	L1, L2, L3
Module -2		
Generalized Hooke's Law, Stress-strain relationships, Equilibrium equations in terms of displacements and Compatibility equations in terms of stresses, Plane stress and plane strain problems, St. Venant's principle, Principle of superposition, Uniqueness theorem, Airy's stress function, Stress polynomials (Two Dimensional cases only)**.**	08 Hours	L1, L2, L3
Module -3		
Two-dimensional problems in rectangular coordinates, bending of a cantilever beam subjected to concentrated load at free end, effect of shear deformation in beams, Simply supported beam subjected to Uniformly distributed load. Two-dimensional problems in polar coordinates, strain-displacement relations,	08 Hours	L3, L4

equations of equilibrium, compatibility equation, stress function.		
Module -4		
Axisymmetric stress distribution - Rotating discs, Lame's equation for thick cylinder, Effect of circular hole on stress distribution in plates subjected to tension, compression and shear, stress concentration factor.	08 Hours	L3, L4
Module -5		
Torsion: Inverse and Semi-inverse methods, stress function, torsion of circular, elliptical, triangular sections	08 Hours	L3, L4

Course outcomes: On the completion of this course students are expected to attain the following outcomes;

1. Ability to apply knowledge of mechanics and mathematics to model elastic bodies as continuum
2. Ability to formulate boundary value problems; and calculate stresses and strains
3. Ability to comprehend constitutive relations for elastic solids and compatibility constraints;
4. Ability to solve two-dimensional problems (plane stress and plane strain) using the concept of stress function.

Program Objectives:

- Engineering knowledge
- Problem analysis
- Interpretation of data

Question Paper Pattern:

- The question paper will have 5 modules comprising of ten questions. Each full question carrying 16 marks
- There will be two full questions (with a maximum of three subdivisions, if necessary) from each module.
- Each full question shall cover the topics as a module
- The students shall answer five full questions, selecting one full question from each module. If more than one question is answered in modules, best answer will be considered for the award of marks limiting one full question answer in each module.

Text Books:

1. S P Timoshenko and J N Goodier, "Theory of Elastici ty", McGraw-Hill International Edition, 1970.
2. Sadhu Singh, "Theory of Elasticity", Khanna Publish ers, 2012
3. S Valliappan, "Continuum Mechanics - Fundamentals", Oxford & IBH Pub. Co. Ltd., 1981.
4. L S Srinath, "Advanced Mechanics of Solids", Tata - McGraw-Hill Pub., New Delhi, 2003

Reference Books:

1. C. T. Wang, "Applied Elasticity", Mc-Graw Hill Book Company, New York, 1953
2. G. W. Housner and T. Vreeland, Jr., "The Analysis o f Stress and Deformation", California Institute of Tech., CA, 2012. [Download as per user policy from http://resolver.caltech.edu/CaltechBOOK:1965.001]
3. A. C. Ugural and Saul K. Fenster, "Advanced Strengt h and Applied Elasticity", Prentice Hall, 2003.
4. Abdel-Rahman Ragab and Salah Eldinin Bayoumi, "Engi neering Solid Mechanics: Fundamentals and

Applications", CRC Press, 1998

Course Title: Traffic Engineering

Open Elective-1

[As per Choice Based Credit System (CBCS) scheme]

SEMESTER:V

Subject Code	15CV561	IA Marks	20
Number of Lecture Hours/Week	03	Exam Marks	80
Total Number of Lecture Hours	40	Exam Hours	03
	CREDITS – 03	**Total Marks-100**	

Course Objectives: This course will enable students to

1. Understand fundamental knowledge of traffic engineering, scope and its importance.
2. describe basic techniques for collecting and analysing traffic data, diagnosing problems, designing appropriate remedial treatment, and assessing its effectiveness.
3. Apply probabilistic and queuing theory techniques for the analysis of traffic flow situations and emphasis the interaction of flow efficiency and traffic safety.

4. understand and analyse traffic issues including safety, planning, design, operation and control. 5.

Apply intelligent transport system and its applications in the present traffic scenario.

Modules	**Teaching Hours**	**Revised Bloom's Taxonomy (RBT) Level**
Module -1		
Traffic Planning and Characteristics: Road Characteristics-Road user characteristics, PIEV theory, Vehicle Performance characteristics, Fundamentals of Traffic Flow, Urban Traffic problems in India, Integrated planning of town, country, regional and all urban infrastructures, Sustainable approach- land use & transport and modal integration.	8 hours	L1,L2,L3
Module -2		
Traffic Surveys: Traffic Surveys- Speed, journey time and delay surveys, Vehicles Volume Survey including non-motorized transports, Methods and interpretation, Origin Destination Survey, Methods and presentation, Parking Survey, Accident analyses-Methods, interpretation and presentation, Statistical applications in traffic studies and traffic forecasting, Level of service- Concept,	8 Hours	L1,L2,L3,L4,L5

applications and significance.		
Module -3		
Traffic Design and Visual Aids: Intersection Design- channelization, Rotary intersection design, Signal design, Coordination of signals, Grade separation, Traffic signs including VMS and road markings, Significant roles of traffic control personnel, Networking pedestrian facilities & cycle tracks.	8 Hours	L1,L2,L3,L4
Module -4		
Traffic Safety and Environment: Road accidents, Causes, effect, prevention, and cost, Street lighting, Traffic and environment hazards, Air and Noise Pollution, causes, abatement measures, Promotion and integration of public transportation, Promotion of non-motorized transport.	8 Hours	L1,L2,L3
Module -5		
Traffic Management: Area Traffic Management System, Traffic System Management (TSM) with IRC standards, Traffic Regulatory Measures, Travel Demand Management (TDM), Direct and indirect methods, Congestion and parking pricing, All segregation methods- Coordination among different agencies, Intelligent Transport System for traffic management, enforcement and education.	8 Hours	L1,L2,L3,L4

Course outcomes: After studying this course, students will be able to:

1. Understand the human factors and vehicular factors in traffic engineering design.
2. Conduct different types of traffic surveys and analysis of collected data using statistical concepts.
3. Use an appropriate traffic flow theory and to comprehend the capacity & signalized intersection analysis.
4. Understand the basic knowledge of Intelligent Transportation System.

Program Objectives:

- Engineering knowledge
- Problem analysis
- Interpretation of data

Question Paper Pattern:

- The question paper will have 5 modules comprising of ten questions. Each full question carrying 16 marks
- There will be two full questions (with a maximum of three subdivisions, if necessary) from each module.
- Each full question shall cover the topics as a module
- The students shall answer five full questions, selecting one full question from each module. If more than one question is answered in modules, best answer will be considered for the award of marks limiting one full question answer in each module.

Text Books:

1. Kadiyali.L.R. **"Traffic Engineering and Transport Planning** ", Khanna Publishers, Delhi, 2013
2. S K Khanna and CEG Justo and A Veeraragavan, **"Highway Engineering** ", Nem Chand and Bros.
3. Indian Roads Congress (IRC) Specifications: Guidelines and Special Publications on Traffic Planning and

Management.

4. Salter. R.I and Hounsell N.B, " **Highway Traffic Analysis and design**", Macmillan Press Ltd.1996.

Reference Books:

1. Fred L. Mannering, Scott S. Washburn and Walter P.Kilareski, Principles of Highway Engineering and Traffic Analysis, Wiley India Pvt. Ltd., New Delhi, 2011
2. Garber and Hoel, "Principles of Traffic and Highway Engineering", CENGAGE Learning, New Delhi, 2010
3. SP:43-1994, IRC Specification, "Guidelines on Low-c ost Traffic Management Techniques" for Urban Areas, 1994
4. John E Tyworth, "Traffic Management Planning, Opera tions and control", Addison Wesly Publishing Compan y, 1996
5. Hobbs.F.D. "Traffic Planning and Engineering", Univ ersity of Brimingham, Peragamon Press Ltd, 2005

Course Title: Sustainability Concepts in Engineering

Open Elective 1

[As per Choice Based Credit System (CBCS) scheme]

SEMESTER:V

Subject Code	15CV562	IA Marks	20
Number of Lecture Hours/Week	03	Exam Marks	80
Total Number of Lecture Hours	40	Exam Hours	03
	CREDITS – 03	**Total Marks-100**	

Course Objectives: This course will enable students to

1. Learn about the principles, indicators and general concept of sustainability.
2. Apprehend the local, regional and global impacts of unsustainable designs, products and processes.
3. Student shall be able to apply the sustainability concepts in engineering
4. Know built environment frameworks and their use
5. Understand how building and design is judged and valued by clients and stakeholders and how to implement sustainability.

Modules	**Teaching Hours**	**Revised Bloom's Taxonomy (RBT) Level**
Module -1		
Introduction: Sustainability - Introduction, Need and concept of sustainability, Social-environmental and economic sustainability concepts. Sustainable development, Nexus between Technology and Sustainable development, Challenges for Sustainable Development. Multilateral environmental agreements and Protocols - Clean Development Mechanism (CDM), Environmental legislations in India - Water Act, Air Act.	8 hours	L1,L2,L3
Module -2		
Global Environmental Issue: Resource degradation, Climate change, Regional and Local Environmental Issues. Carbon credits and carbon trading, carbon foot print Carbon sequestration – Carbon capture and sto rage (CCS). Environmental management standards, ISO 14000 series, Life Cycle Analysis (LCA) - Scope and	8 Hours	L1,L2,L3

Goal, Bio-mimicking		
Module -3		
Sustainable Design: Basic concepts of sustainable habitat, Green buildings, green materials for building construction, material selection for sustainable design, green building certification- GRIHA & IGBC Certification for buildings, Energy efficient building design- Passive solar design technique, Thermal storage, Cooling strategies, high performance insulation. Sustainable cities, Sustainable transport.	8 Hours	L1,L2,L3,L4
Module -4		
Clean Technology and Energy: Energy sources: Basic concepts-Conventional and non-conventional, solar energy, Fuel cells, Wind energy, Small hydro plants, bio-fuels, Energy derived from oceans, Geothermal energy. Rainwater harvesting	8 Hours	L1,L2,L3
Module -5		
Green Engineering: Green Engineering concepts, Sustainable Urbanization, industrialization and poverty reduction; Social and technological change, Industrial Processes: Material selection, Pollution Prevention, Industrial Ecology, Industrial symbiosis.	8 Hours	L1,L2,L3

Course Outcomes: After studying this course, students will be able to:

1. Learn the sustainability concepts, understand the role and responsibility of engineers in sustainable development
2. Quantify sustainability, and resource availability, Rationalize the sustainability based on scientific merits
3. Understand and apply sustainability concepts in construction practices, designs, product developments and processes across various engineering disciplines
4. Make a decision in applying green engineering concepts and become a lifelong advocate of sustainability in society

Program Objectives:

- Engineering knowledge
- Problem analysis
- Interpretation of data

Question Paper Pattern:

- The question paper will have 5 modules comprising of ten questions. Each full question carrying 16 marks
- There will be two full questions (with a maximum of three subdivisions, if necessary) from each module.
- Each full question shall cover the topics as a module
- The students shall answer five full questions, selecting one full question from each module. If more than one question is answered in modules, best answer will be considered for the award of marks limiting one full question answer in each module.

Text Books:

1. Allen, D. T. and Shonnard, D. R., Sustainability Engineering: Concepts, Design and Case Studies, Prentice Hall.
2. Bradley. A.S; Adebayo,A.O., Maria, P. Engineering applications in sustainable design and development, Cengage learning

Reference Books:

1. Mackenthun, K.M., Basic Concepts in Environmental Management, Lewis Publication
2. ECBC Code 2007, Bureau of Energy Efficiency, New Delhi Bureau of Energy Efficiency Publications-Rating System, TERI Publications - GRIHA Rating System
3. Ni bin Chang, Systems Analysis for Sustainable Engineering: Theory and Applications, McGraw-Hill Professional.
4. Twidell, J. W. and Weir, A. D., Renewable Energy Resources, English Language Book Society (ELBS).
5. Malcolm Dowden, Climate Change and Sustainable Development: Law, Policy and Practice
6. Daniel A. Vallero and Chris Brasier, " Sustainable Design: The Science of Sustainability and Green Engineering", Wiley-Blackwell
7. Sustainable Engineering Practice: An Introduction, Committee on Sustainability, American Society of Civil Engineers

Course Title: Remote Sensing and GIS

Open Elective 1

[As per Choice Based Credit System (CBCS) scheme]

SEMESTER:V

Subject Code	15CV563	IA Marks	20
Number of Lecture Hours/Week	03	Exam Marks	80
Total Number of Lecture Hours	40	Exam Hours	03
	CREDITS – 03	**Total Marks-100**	

Course Objectives: This course will enable students to

1. Understand the basic concepts of remote sensing
2. Analyze satellite imagery and extract the required units.
3. Extract the GIS data and prepare the thematic maps
4. Use the thematic maps for various applications

Modules	**Teaching Hours**	**Revised Bloom's Taxonomy (RBT) Level**
Module -1		
Remote Sensing: Basic concept of Remote sensing, Data and Information, Remote sensing data collection, Remote sensing advantages & Limitations, Remote Sensing process. Electromagnetic Spectrum, Energy interactions with atmosphere and with earth surface features (soil, water, and vegetation), Resolution, image registration and Image and False color composite, elements of visual interpretation techniques.	8 hours	L1, L2,L3
Module -2		
Remote Sensing Platforms and Sensors: Indian Satellites and Sensors characteristics, Remote Sensing Platforms, Sensors and Properties of Digital Data, Data Formats: Introduction, platforms- IRS, Landsat, SPOT, Cartosat, Ikonos, Envisat etc. sensors, sensor resolutions (spatial, spectral, radiometric and	8 Hours	L2,L3,L4

temporal). Basics of digital image processing- introduction to digital data, systematic errors(Scan Skew, Mirror-Scan Velocity, Panoramic Distortion, Platform Velocity , Earth Rotation) and non-systematic [random] errors(Altitude, Attitude), Image enhancements(Gray Level Thresholding, level slicing, contrast stretching),image filtering.		
Module -3		
Geographic Information System: Introduction to GIS; components of a GIS; Geographically Referenced Data, Spatial Data- Attribute data-Joining Spatial and attribute data, GIS Operations: Spatial Data Input – Attribute data Management, Geographic coordinate System, Datum; Map Projections: Types of Map Projections, Projected coordinate Systems. UTM Zones.	8 Hours	L2,L3,L4
Module -4		
Data Models: Vector data model: Representation of simple features – Topology and its importance; coverage and its data structure, Shape file; Relational Database, Raster Data Model: Elements of the Raster data model, Types of Raster Data, Raster Data Structure, Data conversion.	8 Hours	L3,L4,L5
Module -5		
Integrated Applications of Remote sensing and GIS: Applications in land use land cover analysis, change detection, water resources, urban planning, environmental planning, Natural resource management and Traffic management. Location Based Services And Its Applications.	8 Hours	L3,L4,L5,L6

Course outcomes: After studying this course, students will be able to:

1. Collect data and delineate various elements from the satellite imagery using their spectral signature.
2. Analyze different features of ground information to create raster or vector data.
3. Perform digital classification and create different thematic maps for solving specific problems
4. Make decision based on the GIS analysis on thematic maps.

Program Objectives:

- Engineering knowledge
- Problem analysis
- Interpretation of data

Question paper pattern:

- The question paper will have 5 modules comprising of ten questions. Each full question carrying 16 marks
- There will be two full questions (with a maximum of three subdivisions, if necessary) from each module.
- Each full question shall cover the topics as a module
- The students shall answer five full questions, selecting one full question from each module. If more than one question is answered in modules, best answer will be considered for the award of marks limiting one full question answer in each module.

Text Books:

1. Narayan Panigrahi, **"Geographical Information Science** ", ISBN 10: 8173716285 / ISBN 13: 9788173716287, University Press 2008.
2. Basudeb Bhatta, **"Remote sensing and GIS"** , ISBN:9780198072393, Oxford University Press 2011
3. Kang – Tsurg Chang, **"Introduction to Geographic Information System".** Tata McGraw Hill Eduction Private Limited 2015.
4. Lillesand, Kiefer, Chipman, "Remote Sensing and Ima ge Interpretation", Wiley 2011.

Reference Books:

1. Chor Pang Lo and Albert K.W Yeung, "Concepts & Tech niques of GIS", PHI, 2006
2. John R. Jensen, "Remote sensing of the environment" , An earth resources perspective – 2nd edition – by Pearson Education 2007.

- Anji Reddy M., "Remote sensing and Geograperhical i nformation system", B.S. Publications 2008.
- Peter A. Burrough, Rachael A. McDonnell, and Christopher D. Lloyd, "Principals of Geo physical Informa tion system", Oxford Publications 2004.
- S Kumar, "Basics of remote sensing & GIS", Laxmi pu blications 2005.

Course Title: Occupational Health and Safety

Open Elective 1

[As per Choice Based Credit System (CBCS) scheme]

SEMESTER:V

Subject Code	15CV564	IA Marks	20
Number of Lecture Hours/Week	03	Exam Marks	80
Total Number of Lecture Hours	40	Exam Hours	03
	CREDITS – 03	**Total Marks-100**	

Course Objectives: This course will enable students to

1. Gain an historical, economic, and organizational perspective of occupational safety and health;
2. Investigate current occupational safety and health problems and solutions.
3. Identify the forces that influence occupational safety and health.
4. Demonstrate the knowledge and skills needed to identify workplace problems and safe work practice

Modules	**Teaching Hours**	**Revised Bloom's Taxonomy (RBT) Level**
Module -1		
Occupational Hazard and Control Principles: Safety, History and development, National Safety Policy. Occupational safety and Health Act (OSHA), Occupational Health and Safety administration - Laws governing OSHA and right to know. **Accident –** causation, investigation, investigation plan, Methods of acquiring accident facts, Supervisory role in accident investigation	8 hours	L1,L2,L3
Module -2		
Ergonomics at Work Place: Ergonomics Task analysis, Preventing Ergonomic Hazards, Work space Envelops, Visual Ergonomics, Ergonomic Standards, Ergonomic Programs. **Hazard cognition and Analysis,** Human Error Analysis – Fault Tree Analysis – Emergency Response - Decision for action – purpose and	8 Hours	L2,L3,L4,L5

considerations		
Module -3		
Fire Prevention and Protection: Fire Triangle, Fire Development and its severity, Effect of Enclosures, early detection of Fire, Classification of fire and Fire Extinguishers. **Electrical Safety, Product Safety:** Technical Requirements of Product safety.	8 Hours	L2,L3,L4,L5
Module -4		
Health Considerations at Work Place: types of diseases and their spread, Health Emergency. **Personal Protective Equipment (PPE)** – types and advantages, effects of exposure and treatment for engineering industries, municipal solid waste. Environment management plans (EMP) for safety and sustainability	8 Hours	L2,L3,L4,L5
Module -5		
Occupational Health and Safety Considerations: Water and wastewater treatment plants, Handling of chemical and safety measures in water and wastewater treatment plants and labs, Construction material manufacturing industries like cement plants, RMC Plants, precast plants and construction sites. Policies, roles and responsibilities of workers, managers and supervisors	8 Hours	L3,L4,L5.L6

Course Outcomes: After studying this course, students will be able to:

1. Identify hazards in the workplace that pose a danger or threat to their safety or health, or that of others.
2. Control unsafe or unhealthy hazards and propose methods to eliminate the hazard.
3. Present a coherent analysis of a potential safety or health hazard both verbally and in writing, citing the occupational Health and Safety Regulations as well as supported legislation.
4. Discuss the role of health and safety in the workplace pertaining to the responsibilities of workers, managers, supervisors.
5. Identify the decisions required to maintain protection of the environment, workplace as well as personal health and safety.

Program Objectives:

- Engineering knowledge
- Problem analysis
- Interpretation of data

Question Paper Pattern:

- The question paper will have 5 modules comprising of ten questions. Each full question carrying 16 marks
- There will be two full questions (with a maximum of three subdivisions, if necessary) from each module.
- Each full question shall cover the topics as a module
- The students shall answer five full questions, selecting one full question from each module. If more than one question is answered in modules, best answer will be considered for the award of marks limiting one full question answer in each module.

Text Books:

1. Goetsch D.L., (1999), "Occupational Safety and Heal th for Technologists, Engineers and Managers", Pren tice Hall.

2. Heinrich H.W., (2007), "Industrial Accident Prevent ion - A Scientific Approach", McGraw-Hill Book Comp any

3. National Safety Council and Associate (Data) Publishers Pvt. Ltd., (1991), "Industrial Safety and Poll ution Control Handbook

Reference Books:

1. Colling D.A., (1990), "Industrial Safety Management and Technology", Prentice Hall, New Delhi.

2. Della D.E., and Giustina, (1996), "Safety and Envir onmental Management", Van Nostrand Reinhold Interna tional Thomson Publishing Inc.

Course Title: Geotechnical Engineering Lab

[As per Choice Based Credit System (CBCS) scheme]

SEMESTER: V

Subject Code	15CVL57	IA Marks	20
Number of Lecture Hours/Week	03 (1hr tutorial + 2hr laboratory)	Exam Marks	80
Total Number of Lecture Hours	42	Exam Hours	03
	CREDITS – 02	**Total Marks-100**	

Course Objectives: Provide students with a basic understanding

- To carry out laboratory tests and to identify soil as per IS codal procedures
- To perform laboratory tests to determine index properties of soil
- To perform tests to determine shear strength and consolidation characteristics of soils

Modules	Teaching Hours	Revised Bloom's Taxonomy (RBT) Level
1. Visual soil classification. Water content determination by oven drying method and infrared moisture method. Specific gravity test (pycnometer and density bottle method).	**6 Hours**	**L1, L2**
2. Grain size analysis i. Sieve analysis ii. Hydrometer analysis	**3 Hours**	**L1, L2**
3. In-situ density tests i. Core-cutter method ii. Sand replacement method	**3 Hours**	**L1, L2**

4. Consistency limits i. Liquid limit test (by Casagrande's and cone penetration method) ii. Plastic limit test iii. Shrinkage limit test	**3 Hours**	**L1, L2**
5. Standard compaction test (light and heavy compaction)	**3 Hours**	**L1, L2**
6. Co-efficient of permeability test i. Constant head test ii. Variable head test	**3 Hours**	**L1, L2**
7. Shear strength tests i. Unconfined compression test ii. Direct shear test iii. Triaxial test (undrained unconsolidated)	**9 Hours**	**L1, L2**
8. Consolidation test : Determination of compression index and co-efficient of consolidation	**3 Hours**	**L1, L2**
9. Laboratory vane shear test	**3 Hours**	**L1, L2**
10. Demonstration of Swell pressure test, Standard penetration test and boring equipment	**6 Hours**	**L1, L2**

Course Outcomes: Students will be able to conduct appropriate laboratory/field experiments and interpret the results to determine

1. Physical and index properties of the soil
2. Classify based on index properties and field identification
3. To determine OMC and MDD, plan and assess field compaction program
4. Shear strength and consolidation parameters to assess strength and deformation characteristics
5. In-situ shear strength characteristics (SPT- Demonstration)

Reference Books:

1. Punmia B C, Soil Mechanics and Foundation Engineering- (2017), 16th Edition, Laxmi Publications co., New Delhi.
2. Lambe T.W., “Soil Testing for Engineers”, Wiley Eas tern Ltd., New Delhi.
3. Head K.H., “Manual of Soil Laboratory Testing” Vol. I, II, III, Princeton Press
4. Bowles J.E., “Engineering Properties of Soil and Th eir Measurements”,- McGraw Hill Book Co. New York.
5. Relevant BIS Codes of Practice: 2720(Part-3/Sec. 1) – 1987; IS 2720 (Part – 2)- 1973; IS 2720 (Part – 4) – 1985; IS 2720 (Part – 5) – 1985; IS 2720 (Part – 6) – 1972; IS 2720 (Part – 7) – 1980; IS 2720 (Part – 8) – 1983; IS 2720 (Part – 17) – 1986; IS 2720 (Part - 1 0) – 1973; IS 2720 (Part – 13) – 1986; IS2720 (Part 11) – 1971; IS2720 (Part 15) – 1986; IS 2720 (Part 30) – 1987; IS 2720 (Part 14) – 1977; IS 2720 (Part – 14) – 1983; IS 2720 (Part – 28) – 1974; IS 2720 (Part – 29) – 1 966, IS 2720 (Part-60) 1965.

Course Title: Concrete and Highway Materials Laboratory

[As per Choice Based Credit System (CBCS) scheme]

SEMESTER: V

Subject Code	15CVL58	IA Marks	20
Number of Lecture Hours/Week	03 (1hr tutorial + 2hr laboratory)	Exam Marks	80
Total Number of Lecture Hours	42	Exam Hours	03
	CREDITS – 02	**Total Marks-100**	

Course objectives:

- To learn the principles and procedures of testing Concrete and Highway materials and to get hands on experience by conducting the tests and evolving inferences.

Modules	Teaching Hours	Revised Bloom's Taxonomy (RBT) Level
Part A: Concrete Lab		
1. Tests on Cement: a. Normal Consistency b. setting time c. compressive strength d. fineness by air permeability test e. specific gravity	**6 Hours**	**L1, L2**
2. Tests on Concrete: a. Design of concrete mix as per IS-10262 b. Tests on fresh concrete: i. slump, ii. compaction factor and iii. Vee Bee test c. Tests on hardened concrete:	**9 Hours**	L2,L3

i. compressive strength test, ii. split tensile strength test, iii. flexural strength test d. NDT tests by rebound hammer and pulse velocity test.		
3. Tests on Self Compacting Concrete: a. Design of self compacting concrete, b. slump flow test, c. V-funnel test, d. J-Ring test, e. U Box test and f. L Box test	**3 Hours**	L2,L3
Part B: High way materials Lab		
1. Tests on Aggregates a. Aggregate Crushing value b. Los Angeles abrasion test c. Aggregate impact test d. Aggregate shape tests (combined index and angularity number)	**3 Hours**	**L1, L2**
2. Tests on Bituminous Materials a. Penetration test b. Ductility test c. Softening point test d. Specific gravity test e. Viscosity test by tar viscometer f. Bituminous Mix Design by Marshall Method (Demonstration only)	**9 Hours**	**L1, L2,L3**
3. Tests on Soil a. Wet sieve analysis b. CBR test	**6 Hours**	**L1, L2**

Course outcomes: After studying this course, students will be able to:

1. Conduct appropriate laboratory experiments and interpret the results
2. Determine the quality and suitability of cement
3. Design appropriate concrete mix
4. Determine strength and quality of concrete
5. Test the road aggregates and bitumen for their suitability as road material.
6. Test the soil for its suitability as sub grade soil for pavements.

Reference Books:

1. M.L.Gambir, **"Concrete Manual",** Danpat Rai and sons, New Delhi
2. Shetty M.S, **"Concrete Technology"** , S. Chand & Co. Ltd, New Delhi.
3. Mehta P.K, **"Properties of Concrete",** Tata McGraw Hill Publications, New Delhi.
4. Neville AM, **"Properties of Concrete",** ELBS Publications, London.
5. Relevant BIS codes.
6. S K Khanna, C E G Justo and A Veeraragavan, **"Highway Materials Testing Laboratory Manual** ", Nem Chand Bros, Roorkee
7. L R Kadiyali, **"Highway Engineering** ", Khanna Publishers, New Delhi

8. Relevant IRC Codes
9. Specifications for Roads and Bridges-MoRT&H, IRC, New Delhi

Course Title: Construction Management and Entrepreneurship
As per Choice Based Credit System (CBCS) scheme]
SEMESTER:VI

Subject Code	15CV61	IA Marks	20
Number of Lecture Hours/Week	04	Exam Marks	80
Total Number of Lecture Hours	50	Exam Hours	03
CREDITS –04		**Total Marks - 100**	

Course Objectives: This course will enable students to

1. Understand the concept of planning, scheduling, cost and quality control, safety during construction, organization and use of project information necessary for construction project.
2. Inculcate Human values to grow as responsible human beings with proper personality.
3. Keep up ethical conduct and discharge professional duties.

Modules	Teaching Hours	Revised Bloom's Taxonomy (RBT) Level
Module -1		
Management: Characteristics of management, functions of management, importance and purpose of planning process, types of plans **Construction Project Formulation:** Introduction to construction management, project organization, management functions, management styles **Construction Planning and Scheduling:** Introduction, types of project plans, work breakdown structure, Grant Chart, preparation of network diagram- event and activity based and its critical path-critical path method, concept of activity on arrow and activity on node.	10 hours	L1,L2,L3
Module -2		
Resource Management: Basic concepts of resource management, class of labour, Wages & statutory requirement, Labour Production rate or Productivity, Factors affecting labour output or productivity. **Construction Equipments:** classification of construction equipment, estimation of productivity for: excavator, dozer, compactors, graders and dumpers. Estimation of ownership cost, operational and maintenance cost of construction equipments. Selection of construction equipment and basic concept on equipment maintenance **Materials:** material management functions, inventory management.	10 Hours	L1,L2,L3
Module -3		
Construction Quality , safety and Human Values: Construction quality process, inspection, quality control and quality assurance, cost of quality, ISO standards. Introduction to concept of Total Quality Management **HSE:** Introduction to concepts of HSE as applicable to Construction. Importance of safety in construction , Safety measures to be taken during Excavation , Explosives , drilling and blasting , hot bituminous works , scaffolds / platforms / ladder , form work and equipment operation. Storage of materials. Safety through legislation, safety campaign. Insurances. **Ethics :** Morals, values and ethics, integrity, trustworthiness , work ethics, need of engineering ethics, Professional Duties, Professional and Individual Rights, Confidential and Proprietary Information, Conflict of Interest Confidentiality, Gifts and Bribes, Price Fixing, Whistle Blowing.	10 Hours	L1,L2,L3
Module -4		
Introduction to engineering economy : Principles of engineering economics, concept on Micro and macro analysis, problem solving and decision making. **Interest and time value of money:** concept of simple and compound interest, interest formula for: single payment, equal payment and uniform gradient series. Nominal and effective interest rates, deferred annuities, capitalized cost. **Comparison of alternatives :** Present worth, annual equivalent , capitalized and rate of return methods , Minimum Cost analysis and break even analysis	10 Hours	L1,L2,L3

Module -5		
Entrepreneurship: Evolution of the concept, functions of an entrepreneur, concepts of entrepreneurship, stages in entrepreneurial process, different sources of finance for entrepreneur, central and state level financial institutions. **Micro, Small & Medium Enterprises (MSME):** definition, characteristics, objectives, scope, role of MSME in economic development, advantages of MSME, Introduction to different schemes: TECKSOK, KIADB, KSSIDC, DIC, Single Window Agency: SISI, NSIC, SIDBI, KSFC **Business Planning Process:** Business planning process, marketing plan, financial plan, project report and feasibility study, guidelines for preparation of model project report for starting a new venture. Introduction to international entrepreneurship opportunities , entry into international business , exporting , direct foreign investment , venture capital	10 Hours	L1,L2,L3

Course Outcomes: After studying this course, students will be able to:

1. Understand the construction management process.
2. Understand and solve variety of issues that are encountered by every professional in discharging professional duties.
3. Fulfill the professional obligations effectively with global outlook

Program Objectives:

Engineering knowledge
Problem analysis
Interpretation of data

Question Paper Pattern:

The question paper will have 5 modules comprising of ten questions. Each full question carrying 16 marks
There will be two full questions (with a maximum of three subdivisions, if necessary) from each module.
Each full question shall cover the topics as a module

The students shall answer five full questions, selecting one full question from each module. If more than one question is answered in modules, best answer will be considered for the award of marks limiting one full question answer in each module.

Text Books:

1. P C Tripathi and P N Reddy, “Principles of Management”, Tata McGraw-Hill Education
2. Chitkara, K.K, “Construction Project Management: Planning Scheduling and Control”, Tata McGraw-Hill Publishing Company, New Delhi.
3. Poornima M. Charantimath , “Entrepreneurship Development and Small Business Enterprise”, Dorling Kindersley (India) Pvt. Ltd., Licensees of Pearson Education
4. Dr. U.K. Shrivastava “Construction Planning and Management”, Galgotia publications Pvt. Ltd. New Delhi.
5. Bureau of Indian standards – IS 7272 (Part-1)- 1974 : Recommendations for labour output constant for building works :

Reference Books:

1. Robert L Peurifoy, Clifford J. Schexnayder, Aviad Shapira, Robert Schmitt, “Construction Planning, Equipment, and Methods (Civil Engineering), McGraw-Hill Education
2. Harold Koontz, Heinz Weihrich, “Essentials of Management: An International, Innovation, and Leadership perspective”, T.M.H. Edition, New Delhi
3. Frank Harris, Ronald McCaffer with Francis Edum-Fotwe, “ Modern Construction Management”, Wiley-Blackwell
4. Mike Martin, Roland Schinzinger, “Ethics in Engineering”, McGraw-Hill Education
5. Chris Hendrickson and Tung Au, “Project Management for Construction - Fundamentals Concepts for Owners, Engineers, Architects and Builders”, Prentice Hall, Pitsburgh
6. James L.Riggs , David D. Bedworth , Sabah U. Randhawa “ Engineerng Economics” 4 ed tata Mc Graw hill.
7. S.C Sharma –“Construction Equipments and its management” – Khanna publishers

Course Title: Design of Steel Structural Elements
As per Choice Based Credit System (CBCS) scheme]
SEMESTER:VI

Subject Code	15CV62	IA Marks	20
Number of Lecture Hours/Week	04	Exam Marks	80
Total Number of Lecture Hours	50	Exam Hours	03
CREDITS –04		**Total Marks- 100**	

Course Objectives: This course will enable students to

1. Understand advantages and disadvantages of steel structures, steel code provisions, and plastic behaviour of structural steel.
2. Learn Bolted connections and Welded connections.
3. Design of compression members, built-up columns and columns splices.
4. Design of tension members, simple slab base and gusseted base.
5. Design of laterally supported and un-supported steel beams.

Modules	Teaching Hours	Revised Bloom's Taxonomy (RBT) Level
Module -1		
Introduction: Advantages and Disadvantages of Steel Structures, Limit state method Limit State of Strength, Structural Stability, Serviceability Limit states, Failure Criteria of steel, Design Consideration, Loading and load combinations, IS code provisions, Specification and Section classification. **Plastic Behaviour of Structural Steel:** Introduction, Plastic theory, Plastic Hinge Concept, Plastic collapse load, load factor, Shape factor, Theorem of plastic collapse, Methods of Plastic analysis, Plastic analysis of Continuous Beams.	10 hours	L1,L2,L3
Module -2		
Bolted Connections: Introduction, Types of Bolts, Behaviour of bolted joints, Design of High Strength friction Grip(HSFG) bolts, Design of Simple bolted Connections (Lap and Butt joints) **Welded Connections:** Introduction, Types and properties of welds, Effective areas of welds, Weld Defects, Simple welded joints for truss member, Advantages and Disadvantages of Bolted and Welded Connections.	10 Hours	L1,L2,L3
Module -3		
Design of Compression Members: Introduction, Failure modes, Behaviour of compression members, Sections used for compression members, Effective length of compression members, Design of compression members and built up Compression members, Design of Laced and Battened Systems.	10 Hours	L1,L2,L3
Module -4		
Design of Tension Members: Introduction, Types of Tension members, Slenderness ratio, Modes of Failure, Factors affecting the strength of tension members, Design of Tension members and Lug angles, Splices, Gussets. **Design of Column Bases:** Design of Simple Slab Base and Gusseted Base.	10 Hours	L1,L2,L3
Module -5		
Design of Beams: Introduction, Beam types, Lateral Stability of beams, factors affecting lateral stability, Behaviour of Beams in Bending, Design strength of laterally supported beams in Bending, Design of Laterally unsupported Beams [No Numerical Problems], Shear Strength of Steel Beams. Beam to Beam Connections, Beam to Column Connection and Column Splices [No Numerical Problems]	10 Hours	L1,L2,L3

Course Outcomes: After studying this course, students will be able to:

1. Possess a knowledge of Steel Structures Advantages and Disadvantages of Steel structures, steel code provisions and plastic behaviour of structural steel
2. Understand the Concept of Bolted and Welded connections.
3. Understand the Concept of Design of compression members, built-up columns and columns splices.
4. Understand the Concept of Design of tension members, simple slab base and gusseted base.
5. Understand the Concept of Design of laterally supported and un-supported steel beams.

Program Objectives:

Engineering knowledge
Problem analysis
Interpretation of data

Question Paper Pattern:

The question paper will have 5 modules comprising of ten questions. Each full question carrying 16 marks
There will be two full questions (with a maximum of three subdivisions, if necessary) from each module.
Each full question shall cover the topics as a module

The students shall answer five full questions, selecting one full question from each module. If more than one question is answered in modules, best answer will be considered for the award of marks limiting one full question answer in each module.

Text Books:

1. N Subramanian., "Design of Steel Structures" (2016), Oxford University Press, New Delhi.
2. Duggal S K., "Limit State Method of Design of Steel Structures", Tata McGraw Hill, New Delhi

Reference Books:

1. Dayarathnam P, "Design of Steel Structures", S Chand and Company Ltd., New Delhi.
2. Kazim S M A and Jindal R S, "Design of Steel Structures", Prentice Hall of India, New Delhi.
3. IS 800-2007: General Construction in Steel Code Practice (Third revision), Bureau of Indian Standards, New Delhi.

Course Title: Highway Engineering
As per Choice Based Credit System (CBCS) scheme]
SEMESTER:VI

Subject Code	15CV63	IA Marks	20
Number of Lecture Hours/Week	04	Exam Marks	80
Total Number of Lecture Hours	50	Exam Hours	03
CREDITS –04		**Total Marks- 100**	

Course objectives: This course will enable students to;

1. Gain knowledge of different modes of transportation systems, history, development of highways and the organizations associated with research and development of the same in INDIA.
2. Understand Highway planning and development considering the essential criteria's (engineering and financial aspects, regulations and policies, socio economic impact).
3. Get insight to different aspects of geometric elements and train them to design geometric elements of a highway network.
4. Understand pavement and its components, pavement construction activities and its requirements.
5. Gain the skills of evaluating the highway economics by B/C, NPV, IRR methods and also introduce the students to highway financing concepts.

Modules	Teaching Hours	Revised Bloom's Taxonomy (RBT) Level
Module -1		
Principles of Transportation Engineering: Importance of transportation, Different modes of transportation and comparison, Characteristics of road transport Jayakar committee recommendations, and implementation – Central Road Fund, Indian Roads Congress, Central Road Research Institute **Highway Development and Planning:** Road types and classification, road patterns, planning surveys, master plan – saturation system of road planning, phasing road development in India, problems on best alignment among alternate proposals Salient Features of 3rd and 4thtwenty year road development plans and Policies, Present scenario of road development in India (NHDP & PMGSY) and in Karnataka (KSHIP & KRDCL) Road development plan - vision 2021.	10 hours	L1,L2
Module -2		
Highway Alignment and Surveys: Ideal Alignment, Factors affecting the alignment, Engineering surveys-Map study, Reconnaissance, Preliminary and Final location & detailed survey, Reports and drawings for new and re-aligned projects **Highway Geometric Design:** Cross sectional elements–width, surface, camber, Sight distances–SSD, OSD, ISD, HSD, Design of horizontal and vertical alignment–curves, super-elevation, widening, gradients, summit and valley curves	10 Hours	L2,L3,L4
Module -3		
Pavement Materials: Subgrade soil - desirable properties-HRB soil classification-determination of CBR and modulus of subgrade reaction with Problems Aggregates- Desirable properties and tests, Bituminous materials-Explanation on Tar, bitumen, cutback and emulsion-tests on bituminous material **Pavement Design:** Pavement types, component parts of flexible and rigid pavements and their functions, ESWL and its determination (Graphical method only)-Examples	10 Hours	L3,L4,L5
Module -4		
Pavement Construction: Design of soil aggregate mixes by Rothfuch's method. Uses and properties of bituminous mixes and cement concrete in pavement construction. Earthwork; cutting and Filling, Preparation of subgrade, Specification and construction of i) Granular Sub base, ii) WBM Base, iii) WMM base, iv) Bituminous Macadam, v) Dense Bituminous Macadam vi) Bituminous Concrete, vii) Dry Lean Concrete sub base and PQC viii) concrete roads	10 Hours	L2,L3,L4

Module -5		
Highway Drainage: Significance and requirements, Surface drainage system and design-Examples, sub surface drainage system, design of filter materials, Types of cross drainage structures, their choice and location **Highway Economics:** Highway user benefits, VOC using charts only-Examples, Economic analysis - annual cost method-Benefit Cost Ratio method-NPV-IRR methods- Examples, Highway financing-BOT-BOOT concepts	10 Hours	L1,L2,L3

Course outcomes: After studying this course, students will be able to:

1. Acquire the capability of proposing a new alignment or re-alignment of existing roads, conduct necessary field investigation for generation of required data.
2. Evaluate the engineering properties of the materials and suggest the suitability of the same for pavement construction.
3. Design road geometrics, structural components of pavement and drainage.
4. Evaluate the highway economics by few select methods and also will have a basic knowledge of various highway financing concepts.

Program Objectives:

Engineering knowledge
Problem analysis
Interpretation of data

Question Paper Pattern:

The question paper will have 5 modules comprising of ten questions. Each full question carrying 16 marks
There will be two full questions (with a maximum of three subdivisions, if necessary) from each module.
Each full question shall cover the topics as a module

The students shall answer five full questions, selecting one full question from each module. If more than one question is answered in modules, best answer will be considered for the award of marks limiting one full question answer in each module.

Text Books:

1. S K Khanna and C E G Justo, " Highway Engineering", Nem Chand Bros, Roorkee
2. L R Kadiyali, "Highway Engineering", Khanna Publishers, New Delhi.
3. R Srinivasa Kumar, "Highway Engineering", University Press.
4. K.P.subramanium, "Transportation Engineering", SciTech Publications, Chennai.

Reference Books:

1. Relevant IRC Codes
2. Specifications for Roads and Bridges-MoRT&H, IRC, New Delhi.
3. C. JotinKhisty, B. Kent lal, "Transportation Engineering", PHI Learning Pvt. Ltd. New Delhi.

Course Title: Water Supply and Treatment Engineering
As per Choice Based Credit System (CBCS) scheme]
SEMESTER:VI

Subject Code	15CV64	IA Marks	20
Number of Lecture Hours/Week	04	Exam Marks	80
Total Number of Lecture Hours	50	Exam Hours	03
CREDITS –04		**Total Marks- 100**	

Course objectives: This course will enable students to

1. Analyze the variation of water demand and to estimate water requirement for a community.
2. Evaluate the sources and conveyance systems for raw and treated water.
3. Study drinking water quality standards and to illustrate qualitative analysis of water.
4. Design physical, chemical and biological treatment methods to ensure safe and potable water Supply.

Modules	Teaching Hours	Revised Bloom's Taxonomy (RBT) Level
Module -1		
Introduction: Need for protected water supply. Demand of Water: Types of water demands -domestic demand, industrial, institutional and commercial, public use, fire demand, Factors affecting per capita demand, Variations in demand of water, Peak factor, Design period and factors governing design period. Different methods of population forecasting -with merits and demerits. Numerical Problems.	10 hours	L1,L2,L3
Module -2		
Water Treatment: Objectives, Treatment flow chart – significance of each unit Sources and Characteristics: surface and subsurface sources -suitability with regard to quality and quantity. Sampling - Objectives, methods, Preservation techniques. Water quality characteristics: Physical, Chemical and Microbiological.	10 Hours	L1,L2,L3
Module -3		
Sedimentation -theory, settling tanks, types, design. Concept of Plate and Tube settlers. Coagulation aided sedimentation-types of coagulants, chemical feeding, flash mixing, Clarriflocculators . Filtration: mechanism -theory of filtration, types of filters, slow sand, rapid sand and pressure filters including construction, operation, cleaning. Operational problems in filters. Design of slow and rapid sand filter without under drainage system. Ultra and micro filtration: Basic principles, membrane materials, pore size, flux, normalizing permeability, fouling mechanism, Overview of ultra and micro filtration elements and systems, Fouling in MF/UF systems, fouling control and pre treatment.	10 Hours	L1,L2,L3
Module -4		
Softening: Overview of Lime soda, Zeolite process, RO and Nano filtration: Basic principles, Flux, Salt passage, rejection and concentration polarization. Overview of RO and nano filtration membranes and elements, Conventional pre treatment techniques for RO and nano filtration. Disinfection: Methods of disinfection with merits and demerits, Theory of disinfection, emphasis on treatment of water for community bathing. (melas and fairs) Fluoridation and De-fluoridation.	10 Hours	L1,L2,L3
Module -5		
Collection and Conveyance of water: Intake structures - types of intakes –Factors to be considered in selection of intake structures. Pumps: Types of pumps with working principles. Numerical Problems. Pipes: Design of the economical diameter for the rising main; Numerical Problems. Pipe appurtenances, Valves, Fire hydrants Pipe materials: Different materials with advantages and disadvantages. Factors affecting selection of pipe material. Distribution system: Methods- Gravity, Pumping, Combined gravity and pumping system, Service reservoirs and their capacity determination. Visit to Intake structure, Water treatment plant and report working of each unit Design of water treatment plant units and distribution system with population forecasting for the given city	10 Hours	L1,L2,L3

Course Outcomes: After studying this course, students will be able to:

1. Estimate average and peak water demand for a community.
2. Evaluate available sources of water, quantitatively and qualitatively and make appropriate choice for a community.
3. Evaluate water quality and environmental significance of various parameters and plan suitable treatment system.
4. Design a comprehensive water treatment and distribution system to purify and distribute water to the required quality standards.

Program Objectives:

Engineering knowledge
Problem analysis
Interpretation of data

Question Paper Pattern:

The question paper will have 5 modules comprising of ten questions. Each full question carrying 16 marks
There will be two full questions (with a maximum of three subdivisions, if necessary) from each module.
Each full question shall cover the topics as a module

The students shall answer five full questions, selecting one full question from each module. If more than one question is answered in modules, best answer will be considered for the award of marks limiting one full question answer in each module.

Text Books:

1. S.K.Garg, Environmental Engineering vol-I, Water supply Engineering – M/s Khanna Publishers, New Delhi 2010
2. Mark.J Hammer, Water & Waste Water Technology, John Wiley & Sons Inc., New York, 2008.

Reference Books:

1. B.C. Punmia and Ashok Jain, Environmental Engineering I-Water Supply Engineering, Laxmi Publications (P)Ltd., New Delhi 2010.
2. Howard S. Peavy, Donald R. Rowe, George T , Environmental Engineering - McGraw Hill International Edition. New York, 2000
3. CPHEEO Manual on water supply and treatment engineering, Ministry of Urban Development, Government of India, New Delhi.

Course Title: Solid Waste Management
As per Choice Based Credit System (CBCS) scheme]
SEMESTER:VI

Subject Code	15CV651	IA Marks	20
Number of Lecture Hours/Week	03	Exam Marks	80
Total Number of Lecture Hours	40	Exam Hours	03
CREDITS –03		**Total Marks- 100**	

Course objectives: This course will enable students to

1. Study the present methods of solid waste management system and to analyze their draw backs comparing with statutory rules.
2. Understand different elements of solid waste management from generation of solid waste to disposal.
3. Analyze different processing technologies and to study conversion of municipal solid waste to compost or biogas.
4. Evaluate landfill site and to study the sanitary landfill reactions.

Modules	Teaching Hours	Revised Bloom's Taxonomy (RBT) Level
Module -1		
Sources: Sources of Solid waste, Types of solid waste, Physical and Chemical composition of municipal solid waste. Generation rate, Numerical Problems. Collection: Collection of solid waste- services and systems, equipments, Transportation: Need of transfer operation, transfer station, transport means and methods, route optimization. Solid waste management 2000 rules with, 2016 amendments.	8 hours	L1,L2,L3
Module -2		
Processing techniques: Purpose of processing, Chemical volume reduction (incineration) – Process description, 3T's, principal components in the design of municipal incinerators, Air pollution control ,Mechanical volume reduction (compaction), Mechanical size reduction (shredding), component separation (manual and mechanical methods).	8 Hours	L1,L2,L3
Module -3		
Composting Aerobic and anaerobic method - process description, process microbiology, design consideration, Mechanical composting, Vermicomposting, Numerical Problems. Sanitary landfilling: Definition, advantages and disadvantages, site selection, methods, reaction occurring in landfill- Gas and Leachate movement, Control of gas and leachate movement, Design of sanitary landfill. Numerical Problems	8 Hours	L1,L2,L3
Module -4		
Sources, collection, treatment and disposal of :- Biomedical waste ,E-waste ,Hazardous waste and construction waste	8 Hours	L1,L2,L3
Module -5		
Incineration -3Ts factor affecting incineration ,types of incinerations , Pyrolsis ,design criteria for incineration Energy recovery technique from solid waste management	8 Hours	L1,L2,L3

Course outcomes: After studying this course, students will be able to:

1. Analyse existing solid waste management system and to identify their drawbacks.
2. Evaluate different elements of solid waste management system.
3. Suggest suitable scientific methods for solid waste management elements.
4. Design suitable processing system and evaluate disposal sites.

Program Objectives:

Engineering knowledge
Problem analysis
Interpretation of data

Question Paper Pattern:

The question paper will have 5 modules comprising of ten questions. Each full question carrying 16 marks
There will be two full questions (with a maximum of three subdivisions, if necessary) from each module.
Each full question shall cover the topics as a module

The students shall answer five full questions, selecting one full question from each module. If more than one question is answered in modules, best answer will be considered for the award of marks limiting one full question answer in each module.

Text Books:

1. George Tchobanoglous, Hilary Theisen , Samuel A Vigil, “Integrated Solid Waste Management : Engineering principles and management issues”, M/c Graw hill Education . Indian edition
2. Howard S Peavy, Donald R Rowe and George Tchobanoglous, “Environmental Engineering”, Tata Mcgraw Hill Publishing Co ltd.,

Reference Books:

1. Municipal Solid Wastes (Management and Handling) Rules, 2000.Ministry of Environment and Forests Notification, New Delhi, the 25th September, 2000. Amendment – 1357(E) – 08-04-2016
2. Municipal Solid waste management manual, Part II published under Swachh Bharat Mission, Central Public Health And Environmental Engineering Organization (CPHEEO), 2016, Ministry of Urban Development, Government of India.
3. Handbook of Solidwaste management, second edition, George Tchobanoglous, Frank Kreith, published by M/c Graw hill Education, 2002, ISBN-13 978-0071356237 ISBN -10 0071356231

Course Title: Matrix Method of Structural Analysis
As per Choice Based Credit System (CBCS) scheme]
SEMESTER:VI

Subject Code	15CV652	IA Marks	20
Number of Lecture Hours/Week	03	Exam Marks	80
Total Number of Lecture Hours	40	Exam Hours	03
CREDITS –03		**Total Marks- 100**	

Course objectives: This course will enable students to

1. Gain basic knowledge of structural systems and application of concepts of flexibility and stiffness matrices for simple elements.
2. Understand flexibility and stiffness matrices to solve problems in beams, frames and trusses. 3. Gain knowledge of direct stiffness method to solve problems in beams, frames and trusses. 4. Gain knowledge of solving problems involving temperature changes and lack of fit.

Modules	Teaching Hours	Revised Bloom's Taxonomy (RBT) Level
Module -1		
Introduction: Structural systems, geometric and material non-linearity, principle of superposition, equilibrium and compatibility conditions, static and kinematic indeterminacy, principle of minimum potential energy and minimum complementary energy, concepts of stiffness and flexibility, flexibility and stiffness matrices of beam and truss elements	08 hours	L2, L4,L5
Module -2		
Element Flexibility Method: Force transformation matrix, global flexibility matrix, analysis of continuous beams, rigid frames and trusses.	08 Hours	L2, L4,L5
Module -3		
Element Stiffness Method: Displacement transformation matrix, global stiffness matrix, analysis of continuous beams, rigid frames and trusses.	08 Hours	L2, L4,L5
Module -4		
Effects of Temperature Changes and Lack of Fit: Related numerical problems by flexibility and stiffness method as in Module 2 and Module 3.	08 Hours	L2, L4,L5
Module -5		
Direct Stiffness Method: Local and global coordinates systems, principle of contra gradience, global stiffness matrices of beam and truss elements, analysis of continuous beams and trusses	08 Hours	L2, L4,L5

Course Outcomes: After studying this course, students will be able to:

1. Evaluate the structural systems to application of concepts of flexibility and stiffness matrices for simple problems.
2. Identify, formulate and solve engineering problems with respect to flexibility and stiffness matrices as applied to continuous beams, rigid frames and trusses.
3. Identify, formulate and solve engineering problems by application of concepts of direct stiffness method as applied to continuous beams and trusses.

Program Objectives:

Engineering knowledge
Problem analysis
Interpretation of data

Question Paper Pattern:

The question paper will have 5 modules comprising of ten questions. Each full question carrying 16 marks
There will be two full questions (with a maximum of three subdivisions, if necessary) from each module.
Each full question shall cover the topics as a module

The students shall answer five full questions, selecting one full question from each module. If more than one question is answered in modules, best answer will be considered for the award of marks limiting one full question answer in each module.

Text Books:

1. Weaver W and Gere J H, **"Matrix Analysis of Framed Structures"**, CBS publications, New Delhi.
2. Rajasekaran S, **"Computational Structural Mechanics"**, PHI, New Delhi.
3. Madhujit Mukhopadhay and Abdul Hamid Sheikh, **"Matrix and Finite Element Analysis of Structures"**, Ane Books Pvt. Ltd.

Reference Books:

1. Godbole P N et.al, “Matrix Method of Structural Analysis”, PHI ltd, New Delhi.
2. Pundit and Gupta, “Theory of Structures Vol II”, TMH publications, New Delhi
3. A K Jain, “Advanced Structural Analysis”, Nemchand Publications, Roorkee.
4. Manikaselvam, “Elements of Matrix Analysis and Stability of Structures”, Khanna Publishers, New Delhi.
5. H C Martin, “Introduction to Matrix Methods in Structural Analysis”, International textbook company, McGraw Hill.

Course Title: Alternative Building Materials
As per Choice Based Credit System (CBCS) scheme]
SEMESTER:VI

Subject Code	15CV653	IA Marks	20
Number of Lecture Hours/Week	03	Exam Marks	80
Total Number of Lecture Hours	40	Exam Hours	03
	CREDITS –03	**Total Marks- 100**	

Course objectives: This Course will enable students to:

1. understand environmental issues due to building materials and the energy consumption in manufacturing building materials
2. study the various masonry blocks, masonry mortar and structural behavior of masonry under compression.
3. Study the alternative building materials in the present context.
4. understand the alternative building technologies which are followed in present construction field.

Modules	Teaching Hours	Revised Bloom's Taxonomy (RBT) Level
Module -1		
Introduction: Energy in building materials, Environmental issues concerned to building materials, Embodied energy and life-cycle energy, Global warming and construction industry, Green concepts in buildings, Green building ratings – IGBC and LEED manuals – mandatory requirements, Rainwater harvesting & solar passive architecture. Environmental friendly and cost effective building technologies, Requirements for buildings of different climatic regions	8 hours	L1,L2,L3
Module -2		
Elements of Structural Masonry : Elements of Structural Masonry, Masonry materials, requirements of masonry units' characteristics of bricks, stones, clay blocks, concrete blocks, stone boulders, laterite Blocks, Fal- G blocks and Stabilized mud block. Manufacture of stabilized blocks. **Structural Masonry Mortars:** Mortars, cementations materials, sand, natural & manufactured, types of mortars, classification of mortars as per BIS, characteristics and requirements of mortar, selection of mortar. Uses of masonry, masonry bonding, Compressive strength of masonry elements, Factors affecting compressive strength, Strength of Prisms/wallets and walls, Effect of brick bond on strength, Bond strength of masonry: Flexure and shear, Elastic properties of masonry materials and masonry, Design of masonry compression elements subjected to axial load.	8 Hours	L1,L2,L3
Module -3		
Alternative Building Materials: Lime, Pozzolana cements, Raw materials, Manufacturing process, Properties and uses. Fibers- metal and synthetic, Properties and applications. Fiber reinforced plastics, Matrix materials, Fibers organic and synthetic, Properties and applications. Building materials from agro and industrial wastes ,Types of agro wastes, Types of industrial and mine wastes, Properties and applications. Masonry blocks using industrial wastes. Construction and demolition wastes	8 Hours	L1,L2,L3
Module -4		
Alternative Building Technologies: Use of arches in foundation, alternatives for wall constructions, composite masonry, confined masonry, cavity walls, rammed earth, Ferro cement and ferroconcrete building components, Materials and specifications, Properties, Construction methods, Applications. Top down construction, Mivan Construction Technique. **Alternative Roofing Systems:** Concepts, Filler slabs, Composite beam panel roofs, Masonry vaults and domes	8 Hours	L1,L2,L3
Module -5		

Equipment for Production of Alternative Materials: Machines for manufacture of concrete, Equipments for production of stabilized blocks, Moulds and methods of production of precast elements, Cost concepts in buildings, Cost saving techniques in planning, design and construction, Cost analysis: Case studies using alternatives.	8 Hours	L1,L2,L3

Course Outcomes: After studying this course, students will be able to:

1. Solve the problems of Environmental issues concerned to building materials and cost effective building technologies;
2. Suggest appropriate type of masonry unit and mortar for civil engineering constructions; also they are able to Design Structural Masonry Elements under Axial Compression.
3. Analyse different alternative building materials which will be suitable for specific climate and in an environmentally sustainable manner. Also capable of suggesting suitable agro and industrial wastes as a building material.
4. Recommend various types of alternative building materials and technologies and design a energy efficient building by considering local climatic condition and building material.

Program Objectives:

Engineering knowledge

Problem analysis

Interpretation of data

Question paper pattern:

The question paper will have 5 modules comprising of ten questions. Each full question carrying 16 marks

There will be two full questions (with a maximum of three subdivisions, if necessary) from each module.

Each full question shall cover the topics as a module

The students shall answer five full questions, selecting one full question from each module. If more than one question is answered in modules, best answer will be considered for the award of marks limiting one full question answer in each module.

Text Books:

1. KS Jagadish, BV Venkatarama Reddy and KS Nanjunda Rao, "Alternative Building Materials and Technologies", New Age International pub.
2. Arnold W Hendry, "Structural Masonry", Macmillan Publishers

Reference Books:

1. RJS Spence and DJ Cook, "Building Materials in Developing Countries", Wiley pub.
2. LEED India, Green Building Rating System, IGBC pub.
3. IGBC Green Homes Rating System, CII pub.
4. Relevant IS Codes.

Course Title: Ground Improvement Techniques
As per Choice Based Credit System (CBCS) scheme]
SEMESTER:VI

Subject Code	15CV654	IA Marks	20
Number of Lecture Hours/Week	03	Exam Marks	80
Total Number of Lecture Hours	40	Exam Hours	03
CREDITS –03		**Total Marks- 100**	

Course objectives: This course will enable students to

1. Understand the fundamental concepts of ground improvement techniques
2. Apply knowledge of mathematics, Science and Geotechnical Engineering to solve problems in the field of modification of ground required for construction of civil engineering structures.
3. Understand the concepts of chemical compaction, grouting and other miscellaneous methods.
4. Impart the knowledge of geosynthetics, vibration, grouting and Injection.

Modules	Teaching Hours	Revised Bloom's Taxonomy (RBT) Level
Module -1		
Formation and Development of Ground : Introduction, Formation of Rock, soil and soil profile, Soil distribution in India, Alterations of ground after formation, Reclaimed soils, Natural offshore deposits; Ground Improvement Potential – Hazardous ground conditions, poor ground conditions, favourable ground conditions, Alternative Approaches, Geotechnical processes. **Compaction:** Introduction, compaction mechanics, Field procedure, surface compaction, Dynamic Compaction, selection of field compaction procedures, compaction quality control.	8 hours	L1, L2 , L3
Module -2		
Drainage Methods: Introduction, Seepage, filter requirements, ground water and seepage control, methods of dewatering systems, Design of dewatering system including pipe line effects of dewatering. Drains, different types of drains. **Pre-compression and Vertical Drains:** Importance, Vertical drains, Sand drains, Drainage of slopes, Electro kinetic dewatering, Preloading	8 Hours	L1, L2 , L3
Module -3		
Chemical Modification-I: Definition, cement stabilization, sandwich technique, admixtures. Hydration – effect of cement stabilization on permeability, Swelling and shrinkage and strength and deformation characteristics. Criteria for cement stabilization. Stabilization using Fly ash. **Chemical Modification-Ii:** Lime stabilization – suitability, process, criteria for lime stabilization. Other chemicals like chlorides, hydroxides, lignin and hydrofluoric acid. Properties of chemical components, reactions and effects. Bitumen, tar or asphalt in stabilization.	8 Hours	L2, L3 , L4
Module -4		
Vibration Methods: Introduction, Vibro compaction – blasting, vibratory probe, Vibro displacement compaction – displacement piles, vibroflotation, sand compaction piles, stone columns, heavy tamping GROUTING AND INJECTION: Introduction, Effect of grouting. Chemicals and materials used. Types of grouting. Grouting procedure, Applications of grouting	8 Hours	L2 , L3, L5
Module -5		
Geosynthetics: Introduction, Geosynthetic types, properties of Geosynthetics – materials and fibre properties, Geometrical aspects, mechanical properties, Hydraulic properties, Durability ; Applications of Geosynthetics - Separation, Filtration and Fluid Transmission, Reinforcement, **Miscellaneous Methods (Only Concepts & Uses):** Soil reinforcement, Thermal methods, Ground improvement by confinement – Crib walls, Gabions and Mattresses, Anchors, Rock bolts and soil nailing. Stone Column, Micro piles.	8 Hours	L1 , L3, L5

Course Outcomes: After studying this course, students will be able to:

1. Give solutions to solve various problems associated with soil formations having less strength.
2. Use effectively the various methods of ground improvement techniques depending upon the requirements.
3. utilize properly the locally available materials and techniques for ground improvement so that economy in the design of foundations of various civil engineering structures

Program Objectives:

Engineering knowledge

Problem analysis

Interpretation of data

Question Paper Pattern:

The question paper will have 5 modules comprising of ten questions. Each full question carrying 16 marks

There will be two full questions (with a maximum of three subdivisions, if necessary) from each module.

Each full question shall cover the topics as a module

The students shall answer five full questions, selecting one full question from each module. If more than one question is answered in modules, best answer will be considered for the award of marks limiting one full question answer in each module.

Text Books:

1. Purushothama Raj P, "Ground Improvement Techniques", Laxmi Publications, New Delhi.
2. Koerner R.M, "Construction and Geotechnical Method in Foundation Engineering", Mc Graw Hill Pub. Co.

Reference Books:

1. Manfred Hausmann , "Engineering principles of ground modification", Mc Graw Hill Pub. Co.,
2. Bell, F.G., "Methods of treatment of unstable ground", Butterworths, London.
3. Nelson J.D. and Miller D.J, "Expansive soils", John Wiley and Sons.
4. Ingles. C.G. and Metcalf J.B , "Soil Stabilization; Principles and Practice", Butterworths

Course Title: Water Resources Management

[As per Choice Based Credit System (CBCS) scheme]

SEMESTER:VI

Subject Code	15CV661	IA Marks	20
Number of Lecture Hours/Week	03	Exam Marks	80
Total Number of Lecture Hours	40	Exam Hours	03
	CREDITS – 03	**Total Marks-100**	

Course objectives: This course will enable students to;

1. Judge surface and ground water resources.
2. Address the issues of water resources management.
3. Learn the principles of integrated water resources management.
4. Understand the legal framework of water policy.
5. Know the different methods of water harvesting.

Modules	**Teaching Hours**	**Revised Bloom's Taxonomy (RBT) Level**
Module -1		
Surface and Ground water Resources: Hydrologic Cycle, Global water resources and Indian Water resources, Surface Water Resources, Water Balance, Available Renewable Water Resources, Water Scarcity, The Water Balance as a Result of Human Interference, Groundwater Resources, Types of Aquifers, Groundwater as a Storage Medium	8 hours	L2, L3
Module -2		
Water Resources Planning and Management: Necessity, System components, planning scales, Approaches, planning and management aspects, Analysis, Models for impact prediction and evaluation, Adaptive Integrated Policies, Post Planning and management Issues.	8 Hours	L2, L3
Module -3		
Integrated Water Resources Management: Definition of IWRM, Principles, Implementation of IWRM, Legislative and Organizational Framework, Types and Forms of Private Sector Involvement.	8 Hours	L3, L4
Module -4		
Water Governance and Water Policy: Legal Framework of Water – Substance of National Water Laws – Other key issues – Changing incentives through Regulation - National Water Policy – National-Level Commissions – Irrigation Management Transfer Policies and Activities – Legal Registration of WUAs – Legal Changes in Water Allocation, – Role of Local Institutions – Community Based Organizations – Water Policy Reforms: India.	8 Hours	L2, L3
Module -5		

Water Harvesting and Conservation: Water Harvesting Techniques – Micro-catchments - Design of Small Water Harvesting Structures – Farm Ponds – Percolation Tanks – Yield from a Catchment, Rain water Harvesting-various techniques related to Rural and Urban area.	8 Hours	L_2, L_3

Course outcomes: After studying this course, students will be able to:

1. Assess the potential of groundwater and surface water resources.
2. Address the issues related to planning and management of water resources.
3. Know how to implement IWRM in different regions.
4. Understand the legal issues of water policy.
5. Select the method for water harvesting based on the area.

Program Objectives:

Engineering knowledge
Problem analysis
Interpretation of data

Question paper pattern:

1. The question paper will have 5 modules comprising of ten questions. Each full question carrying 16 marks
2. There will be two full questions (with a maximum of two subdivisions) from each module.
3. Each full question shall cover the topics as a module
4. The students shall answer five full questions, selecting one full question from each module. If more than one question is answered in modules, best answer will be considered for the award of marks limiting one full question answer in each module.

Text Books:

1. K. Subramanya, "Engineering Hydrology", Tata McGraw Hill Publishers, New Delhi.
2. H.M. Raghunath, "Ground Water", Wiley Eastern Publication, New Delhi.
3. Daniel P. Loucks and Eelco van Beek, "Water Resources Systems. Planning and Management", UNESCO Publication.
4. Mollinga, P. et al, "Integrated Water Resources Management", Water in South Asia Volume I, Sage Publications, 2006.
5. Singh, Chhatrapati "Water Rights in India," Ed: Chhatrapati Singh. Water Law in India: The Indian Law Institute, New Delhi,1992.
6. 6) Dhruva Narayana, G. Sastry, V. S. Patnaik, "Watershed Management", CSWCTRI, Dehradun, ICAR Publications, 1997.

Reference Books:

1. Lal, Ruttan. " Integrated Watershed Management in the Global Ecosystem". CRC Press, New York.
2. Heathcote, I. W. Integrated Watershed Management: Principles and Practice. 1988. John Wiley and Sons, Inc., New York.

Course Title: Environmental Protection and Management
As per Choice Based Credit System (CBCS) scheme]
SEMESTER:VI

Subject Code	15CV662	IA Marks	20
Number of Lecture Hours/Week	03	Exam Marks	80
Total Number of Lecture Hours	40	Exam Hours	03
CREDITS –03		**Total Marks- 100**	

Course objectives: This course will enable students to gain knowledge in Environmental protection and Management systems

Modules	Teaching Hours	Revised Bloom's Taxonomy (RBT) Level
Module -1 Environmental Management Standards		
Unique Characteristics of Environmental Problems - Systems approach to Corporate environmental management - Classification of Environmental Impact Reduction Efforts -Business Charter for Sustainable Production and Consumption – Tools, Business strategy drivers and Barriers - Evolution of Environmental Stewardship. Environmental Management Principles - National policies on environment, abatement of pollution and conservation of resources - Charter on Corporate responsibility for Environmental protection.	8 hours	L1,L2,L3
Module -2 Environmental Management Objectives		
Environmental quality objectives – Rationale of Environmental standards: Concentration and Mass standards, Effluent and stream standards, Emission and ambient standards, Minimum national standards, environmental performance evaluation: Indicators, benchmarking. Pollution control Vs Pollution Prevention - Opportunities and Barriers – Cleaner production and Clean technology, closing the loops, zero discharge technologies	8 Hours	L1,L2,L3
Module -3 Environmental Management System		
EMAS, ISO 14000 - EMS as per ISO 14001– benefits and barriers of EMS – Concept of continual improvement and pollution prevention - environmental policy – initial environmental review – environmental aspect and impact analysis – legal and other requirements- objectives and targets – environmental management programs – structure and responsibility – training awareness and competence- communication – documentation and document control – operational control – monitoring and measurement – management review.	8 Hours	L1,L2,L3
Module -4 Environmental Audit		
Environmental management system audits as per ISO 19011- – Roles and qualifications of auditors - Environmental performance indicators and their evaluation – Non conformance – Corrective and preventive actions -compliance audits – waste audits and waste minimization planning – Environmental statement (form V) - Due diligence audit	8 Hours	L1,L2,L3
Module -5 Applications		
Applications of EMS , Waste Audits and Pollution Prevention opportunities in Textile , Sugar, Pulp & Paper, Electroplating, , Tanning industry, Dairy, Cement, Chemical industries, etc. Trans boundary movement, disposal, procedures, of hazardous wastes.	8 Hours	L1,L2,L3

Course outcomes: After studying this course, students will be able to:

1. Appreciate the elements of Corporate Environmental Management systems complying to international environmental management system standards
2. Lead pollution prevention assessment team and implement waste minimization options
3. Develop, Implement, maintain and Audit Environmental Management systems for Organisations

Program Objectives:

Engineering knowledge
Problem analysis
Interpretation of data

Question paper pattern:

The question paper will have 5 modules comprising of ten questions. Each full question carrying 16 marks
There will be two full questions (with a maximum of three subdivisions, if necessary) from each module.
Each full question shall cover the topics as a module

The students shall answer five full questions, selecting one full question from each module. If more than one question is answered in modules, best answer will be considered for the award of marks limiting one full question answer in each module.

Reference Books:

1. Christopher Sheldon and Mark Yoxon, "Installing Environmental management Systems – a step by step guide" Earthscan Publications Ltd, London, 1999.
2. ISO 14001/14004: Environmental management systems – Requirements and Guidelines – International Organisation for Standardisation, 2004
3. ISO 19011: 2002, "Guidelines for quality and/or Environmental Management System auditing, Bureau of Indian Standards, New Delhi, 2002
4. Paul L Bishop „Pollution Prevention: Fundamentals and Practice , McGraw- Hill International, Boston,2000.
5. Environmental Management Systems: An Implementation Guide for Small and Medium-Sized Organizations, Second Edition, NSF International, Ann Arbor, Michigan, January 2001.

Course Title: Numerical Methods and Applications
As per Choice Based Credit System (CBCS) scheme]
SEMESTER:VI

Subject Code	15CV663	IA Marks	20
Number of Lecture Hours/Week	03	Exam Marks	80
Total Number of Lecture Hours	40	Exam Hours	03
CREDITS –03		**Total Marks- 100**	

Course objectives: This course aims at providing the necessary basic concepts of a few numerical methods and give procedures for solving numerically different kinds of problems occurring in engineering and technology

Modules	Teaching Hours	Revised Bloom's Taxonomy (RBT) Level
Module -1		
Solution of Equations and Eigen value Problems: Solution of algebraic and transcendental equations, Fixed point iteration method, Newton Raphson method, Solution of linear system of equations, Gauss elimination method, Pivoting,Gauss Jordan method – Iterative methods of Gauss Jacobi and Gauss Seidel - Matrix Inversion by Gauss Jordan method	8 hours	L1,L2,L3
Module -2		
Interpolation and Approximation: Interpolation with unequal intervals - Lagrange's interpolation – Newton's divided difference interpolation – Cubic Splines - Interpolation with equal intervals - Newton's forward and backward difference formulae.	8 Hours	L1,L2,L3
Module -3		
Numerical Differentiation and Integration: Approximation of derivatives using interpolation polynomials - Numerical integration using Trapezoidal, Simpson's 1/3 rule – Romberg's method - Two point and three point Gaussian quadrature formulae – Evaluation of double integrals by Trapezoidal and Simpson's 1/3 rules.	8 Hours	L1,L2,L3
Module -4		
Initial Value Problems for Ordinary Differential Equations : Single Step methods - Taylor's series method - Euler's method - Modified Euler's method – Fourth order Runge-Kutta method for solving first order equations - Multi step methods - Milne's and Adams-Bash forth predictor corrector methods for solving first order equations.	8 Hours	L1,L2,L3
Module -5		
Boundary Value Problems in Ordinary and Partial Differential Equations: Finite difference methods for solving two-point linear boundary value problems - Finite difference techniques for the solution of two dimensional Laplace's and Poisson's equations on rectangular domain – One dimensional heat flow equation by explicit and implicit (Crank Nicholson) methods – One dimensional wave equation by explicit method.	8 Hours	L1,L2,L3

Course Outcomes: After studying this course, The students will have a clear perception of the power of numerical techniques, ideas and would be able to demonstrate the applications of these techniques to problems drawn from Industry, management and other engineering fields.

Program Objectives:

Engineering knowledge
Problem analysis
Interpretation of data

Question Paper Pattern:

The question paper will have 5 modules comprising of ten questions. Each full question carrying 16 marks
There will be two full questions (with a maximum of three subdivisions, if necessary) from each module.
Each full question shall cover the topics as a module

The students shall answer five full questions, selecting one full question from each module. If more than one question is answered in modules, best answer will be considered for the award of marks limiting one full question answer in each module

Text Books:

1. Grewal. B.S., and Grewal. J.S., "Numerical methods in Engineering and Science", Khanna Publishers, 9th Edition, New Delhi
2. Gerald. C. F., and Wheatley. P. O., "Applied Numerical Analysis", Pearson Education, Asia, 6th Edition, New Delhi

Reference Books:

1. Chapra. S.C., and Canale.R.P., "Numerical Methods for Engineers, Tata McGraw Hill, New Delhi
2. 2. Brian Bradie. "A friendly introduction to Numerical analysis", Pearson Education, Asia, New Delhi
3. Sankara Rao. K., "Numerical methods for Scientists and Engineers", Prentice Hall of India Private, New Delhi

Course Title: Finite Element Method of Analysis

As per Choice Based Credit System (CBCS) scheme]

SEMESTER:VI

Subject Code	15CV664	IA Marks	20
Number of Lecture Hours/Week	03	Exam Marks	80
Total Number of Lecture Hours	40	Exam Hours	03
CREDITS –03		**Total Marks- 100**	

Course objectives: This course will enable students to;

1. Develop analytical skills.
2. Learn principles of analysis of stress and strain.
3. Develop problem solving skills.
4. Understand the principles of FEM for one and two dimensional problems.

Modules	Teaching Hours	Revised Bloom's Taxonomy (RBT) Level
Module -1		
Theory of elasticity concepts, Energy principles, Rayleigh - Ritz Method, Galerkin method and finite element method, steps in finite element analysis, displacement approach, stiffness matrix and boundary conditions	8 hours	L1,L2
Module -2		
Discritisation; finite representation of infinite bodies and discritisation of very large bodies, Natural Coordinates , Shape functions; polynomial, LaGrange and Serendipity , one dimensional formulations; beam and truss with numerical examples	8 Hours	L1,L2
Module -3		
2D formulations; Constant Strain Triangle, Linear Strain Triangle, 4 and 8 noded quadrilateral elements, Numerical Evaluation of Element Stiffness -Computation of Stresses, Static Condensation of nodes, degradation technique, Axisymmetric Element	8 Hours	L1,L2,L3
Module -4		
Isoparametric concepts; isoparametric, sub parametric and super parametric elements, Jacobian transformation matrix, Stiffness Matrix of Isoparametric Elements, Numerical integration by Gaussian quadrature rule for one, two and three dimensional problems	8 Hours	L1,L2,L3
Module -5		
Techniques to solve nonlinearities in structural systems; material, geometric and combined non linearity, incremental and iterative techniques. Structure of computer program for FEM analysis, description of different modules, exposure to FEM softwares.	8 Hours	L1,L2,L3

Course outcomes: The student will have the knowledge on advanced methods of analysis of structures

Program Objectives:

Engineering knowledge
Problem analysis
Interpretation of data

Question paper pattern:

The question paper will have 5 modules comprising of ten questions. Each full question carrying 16 marks
There will be two full questions (with a maximum of three subdivisions, if necessary) from each module.
Each full question shall cover the topics as a module

The students shall answer five full questions, selecting one full question from each module. If more than one question is answered in modules, best answer will be considered for the award of marks limiting one full question answer in each module.

Text Books:

1. Krishnamoorthy C.S., “Finite Element analysis” -Tata McGraw Hill
2. Desai C &Abel J F.," Introduction to Finite element Method" , East West Press Pvt. Ltd.,
3. Cook R D et.al., “Concepts and applications of Finite Element analysis ”, John Wiley

Reference Books:

1. Daryl L Logan,“ A first course on Finite element Method ” , Cengage Learning
2. Bathe K J - “ Finite Element Procedures in Engineering analysis ”- Prentice Hall

Course Title: Software Application Lab
As per Choice Based Credit System (CBCS) scheme]
SEMESTER:VI

Subject Code	15CVL67	IA Marks	20
Number of Lecture Hours/Week	1I+2P	Exam Marks	80
Total Number of Lecture Hours	40	Exam Hours	03
CREDITS –02		**Total Marks- 100**	

Course objectives: This course will enable students to

1. Use industry standard software in a professional set up.
2. understand the elements of finite element modeling, specification of loads and boundary condition, performing analysis and interpretation of results for final design
3. Develop customized automation tools

Modules	Teaching Hours	Revised Bloom's Taxonomy (RBT) Level
Module -1		
Use of civil engineering softwares: Use of softwares for: 1. Analysis of plane trusses, continuous beams, portal frames 2. 3D analysis of multistoried frame structures	18 hours	L1,L2,L3
Module -2		
1. **Project Management- Exercise on Project planning and scheduling of a building project using any project management software:** a. Understanding basic features of Project management software b. Constructing Project: create WBS, Activities, and tasks and Computation Time using Excel spread sheet and transferring the same to Project management software. c. Identification of Predecessor and Successor activities with constrain d. Constructing Network diagram (AON Diagram) and analyzing for Critical path, Critical activities and Other non Critical paths, Project duration, Floats. e. Study on various View options available f. Basic understanding about Resource Creation and allocation g. Understanding about Splitting the activity, Linking multiple activity, assigning Constrains, Merging Multiple projects, Creating Baseline Project (9hrs) **1. GIS applications using open source software:** a. To create shape files for point, line and polygon features with a map as reference. b. To create decision maps for specific purpose. (3hrs)	12 hours	L1,L2,L3
Module -3		
Use of EXCEL spread sheets: Design of singly reinforced and doubly reinforced rectangular beams, design of one way and two way slabs, computation of earthwork, Design of horizontal curve by offset method, Design of super elevation	10 Hours	L1,L2,L3

Course Outcomes: After studying this course, students will be able to:

use software skills in a professional set up to automate the work and thereby reduce cycle time for completion of the work

Program Objectives:

Engineering knowledge
Problem analysis
Interpretation of data

Question paper pattern:

The question paper will have 3 modules comprising of 6 questions.
There will be two full questions (with a maximum of three subdivisions, if necessary) from each module.
Each full question shall cover the topics as a module
Module-1: 40 Marks, Module-2: 20 Marks, Module-3: 20 Marks

The students shall answer three full questions, selecting one full question from each module. If more than one question is answered in modules, best answer will be considered for the award of marks limiting one full question answer in each module.

Reference Books: Training manuals and User manuals and Relevant course reference books

Course Title: Extensive Survey Project /Camp

As per Choice Based Credit System (CBCS) scheme]

SEMESTER:VI

Subject Code	15CVP68	IA Marks	20
Number of Practice Hours/Week	04	Exam Marks	80
Total Number of Practice Hours	50	Exam Hours	03
	CREDITS –04	**Total Marks- 100**	

Course objectives: This course will enable students to

1. Understand the practical applications of Surveying.
2. Use Total station and other Measurement Equipments.
3. Work in teams and learn time management, communication and presentation skills

To be conducted between 5th & 6th Semester for a period of 2 weeks including training on total station.

Viva voce conducted along with 6th semester exams

An extensive project preparation training involving investigation, collection of data is to be conducted. **Use of Total Station is compulsory for minimum of TWO projects.**

The student shall submit a project report consisting of designs and drawings.

Drawings should be done using CAD and survey work using total station

Students should learn data download from total station, generation of contours, block leveling, longitudinal and cross sectional diagrams, and capacity volume calculation by using relevant softwares

The course coordinators should give exposure and simulate activities to achieve the course outcomes

1. **NEW TANK PROJECTS:** The work shall consist of;
   a. Reconnaissance survey for selection of site and conceptualization of project.
   b. Alignment of center line of the proposed bund, Longitudinal and cross sections of the center line.
   c. Detailed survey required for project execution like Capacity surveys, Details at Waste weir and sluice points, Canal alignment etc. as per requirement
   d. Design and preparation of drawing with report.

2. **WATER SUPPLY AND SANITARY PROJECT:** The work shall consist of;
   a. Reconnaissance survey for selection of site and conceptualization of project.
   b. Examination of sources of water supply, Calculation of quantity of water required based on existing and projected population.
   c. Preparation of village map by using total station.
   d. Survey work required for laying of water supply and UGD
   e. Location of sites for water tank. Selection of type of water tank to be provided. (ground level, overhead and underground)
   f. Design of all elements and preparation of drawing with report.

3. **HIGHWAY PROJECT:** The work shall consist of;
   a. Reconnaissance survey for selection of site and conceptualization of project.
   b. Preliminary and detailed investigations to align a new road (min. 1 to 1.5 km stretch) between two obligatory points. The investigations shall consist of topographic surveying of strip of land for considering alternate routes and for final alignment. Surveying by using total station.
   c. Report should justify the selected alignment with details of all geometric designs for traffic and design speed assumed.
   d. Drawing shall include key plan initial alignment, final alignment, longitudinal section along final alignment, typical cross sections of road.

4. **RESTORATION OF AN EXISTING TANK:** The work shall consist of;
   a. Reconnaissance survey for selection of site and conceptualization of project.
   b. Alignment of center line of the existing bund, Longitudinal and cross sections of the center line.
   c. Detailed survey required for project execution like Capacity surveys, Details at Waste weir and sluice points, Canal alignment etc. as per requirement
   d. Design of all elements and preparation of drawing with report.

5. **TOWN/HOUSING / LAYOUT PLANNING:** The work shall consist of;
   a. Reconnaissance survey for selection of site and conceptualization of project.
   b. Detailed survey required for project execution like contour surveys
   c. Preparation of layout plans as per regulations
   e. Centerline marking-transfer of centre lines from plan to ground
   f. Design of all elements and preparation of drawing with report as per regulations

Course outcomes: After studying this course, students will be able to:

1. Apply Surveying knowledge and tools effectively for the projects
2. Understanding Task environment, Goals, responsibilities, Task focus, working in Teams towards common goals, Organizational performance expectations, technical and behavioral competencies.

3. Application of individual effectiveness skills in team and organizational context, goal setting, time management, communication and presentation skills.
4. Professional etiquettes at workplace, meeting and general
5. Establishing trust based relationships in teams & organizational environment
6. Orientation towards conflicts in team and organizational environment, Understanding sources of conflicts, Conflict resolution styles and techniques

Program Objectives:

Engineering knowledge
Problem analysis
Interpretation of data

Reference Books:

Training manuals and User manuals
Relevant course reference books

Course Title: Municipal and Industrial Waste Water Engineering

As per Choice Based Credit System (CBCS) scheme]

SEMESTER:VII

Subject Code	15CV71	IA Marks	20
Number of Lecture Hours/Week	04	Exam Marks	80
Total Number of Lecture Hours	50	Exam Hours	03
CREDITS –04		**Total Marks- 100**	

Course objectives: This course will enable students to;

1. Understand sewerage network and influencing parameters.
2. Understand and design different unit operations involved in conventional and biological treatment process.
3. Apply the principles of Industrial effluent treatment process for different industrial wastes.
4. Evaluate self purification of streams depending on hydraulic and organic loading of sewage into receiving waters.

Modules	Teaching Hours	Revised Bloom's Taxonomy (RBT) Level
Module -1		
Introduction, need for sanitation, methods of sewage disposal, types of sewerage systems, dry weather flow, wet weather flow, factors effecting dry and wet weather flow on design of sewerage system, estimation of storm flow, time of concentration flow, material of sewers, shape of sewers, laying and testing of sewers, ventilation of sewers. low-cost waste treatment; oxidation pond, septic tank, Sewer appurtenances, manholes, catch basins, basic principles of house drainage, typical layout plan showing house drainage connections,	10 hours	L1,L2
Module -2		
Design of sewers, hydraulic formula for velocity, effects of variation on velocity, regime velocity, design of hydraulic elements for circular sewers for full flow and partial flow conditions, disposal of effluents by dilution, self purification phenomenon, oxygen sag curve, zones of purification, sewage farming, sewage sickness, numerical problems on disposal of effluents, Streeter-Phelps equation	10 Hours	L2,L3
Module -3		
Waste water characteristics, sampling, significance and techniques, physical, chemical and biological characteristics, flow diagram for municipal waste water treatment, unit operations; screens, grit chambers, skimming tanks, equalization tanks Suspended growth and fixed film bio process, design of trickling filters, activated sludge process, sequential batch reactors, moving bed bio reactors, sludge digesters,	10 Hours	L1,L2,L3
Module -4		
Difference between domestic and industrial waste water, effect of effluent discharge on streams, methods of industrial waste water treatment; volume reduction, strength reduction, neutralization, equalisation and proportioning. Removal of organic, inorganic and colloidal solids, combined treatment methods; merits, demerits and feasibility, principles of discharge of raw, partially treated and completely treated wastes in to streams	10 Hours	L1,L2
Module -5		
Process flow chart, sources and characteristics of industrial waste water, treatment methods, reuse and recovery and disposal; cotton and textile industry, tanning industry, cane sugar and distilleries, dairy industry, steel and cement industry, paper and pulp industry, pharmaceutical and food processing industry.	10 Hours	L1,L2,L3

Course outcomes: After studying this course, students will be able to:

1. Acquires capability to design sewer and Sewerage treatment plant.
2. Evaluate degree of treatment and type of treatment for disposal, reuse and recycle.
3. Identify waste streams and design the industrial waste water treatment plant.
4. Manage sewage and industrial effluent issues.

Program Objectives:

Engineering knowledge
Problem analysis
Interpretation of data

Question paper pattern:

The question paper will have 5 modules comprising of ten questions. Each full question carrying 16 marks
There will be two full questions (with a maximum of three subdivisions, if necessary) from each module.
Each full question shall cover the topics as a module

The students shall answer five full questions, selecting one full question from each module. If more than one question is answered in modules, best answer will be considered for the award of marks limiting one full question answer in each module.

Text Books:

1. Metcalf and Eddy, "Wastewater Engineering - Collection, Treatment, Disposal and Reuse", McGraw Hill Pub.Co., 2009.
2. Nelson Leonard Nemerow, "Industrial Waste Treatment", Butterworth-Heinemann, 2007.
3. Patwardhan A.D, "Industrial Waste Water Treatment", PHI Learning Private Limited-New Delhi
4. Hammer, M.J. and Hammer, M.J., "Water and Wastewater Technology", 7th Ed., Prentice Hall of India

Reference Books:

1. Manual on Waste Water Treatment : CPHEEO, Ministry of Urban Development, New Delhi.
2. Fair, Geyer and Okun , "Water and Wastewater Engineering" Vol-II, John Willey Publishers, New York.

Course Title: Design of RCC and Steel Structures
As per Choice Based Credit System (CBCS) scheme]
SEMESTER:VII

Subject Code	15CV72	IA Marks	20
Number of Lecture Hours/Week	04	Exam Marks	80
Total Number of Lecture Hours	50	Exam Hours	03
CREDITS –04		**Total Marks- 100**	

Course objectives: This course will enable students to

1. Provide basic knowledge in the areas of limit state method and concept of design of RC and Steel structures
2. Identify, formulate and solve engineering problems in RC and Steel Structures
3. Give procedural knowledge to design a system, component or process as per needs and specifications of RC Structures like Retaining wall, Footing, Water tanks, Portal Frames and Steel Structures like Roof Truss, Plate Girder and Gantry Girder.
4. Imbibe the culture of professional and ethical responsibilities by following codal provisions in the analysis, design of RC and Steel Structures.
5. Provide factual knowledge on analysis and design of RC Structural elements, who can participate and succeed in competitive examinations.

Modules	Teaching Hours	Revised Bloom's Taxonomy (RBT) Level
Module -1		
Footings: Design of rectangular slab type combined footing. Retaining Walls: Design of cantilever Retaining wall and counter fort retaining wall. Water Tanks: Design of circular water tanks resting on ground (Rigid and Flexible base). Design of rectangular water tanks resting on ground. **As per IS: 3370 (Part IV)** Design of portal frames with fixed and hinged based supports.	25 hours	L1,L2,L3
Module -2		
Roof Truss: Design of roof truss for different cases of loading, forces in members to given. Plate Girder: Design of welded plate girder with intermediate stiffener, bearing stiffener and necessary checks Gantry Girder: Design of gantry girder with all necessary checks	25 Hours	L1,L2,L3

Course Outcomes: After studying this course, students will be able to:

Students will acquire the basic knowledge in design of RCC and Steel Structures.

Students will have the ability to follow design procedures as per codal provisions and skills to arrive at structurally safe RC and Steel members.

Program Objectives:

Engineering knowledge

Problem analysis

Interpretation of data

Question Paper Pattern:

Two questions shall be asked from each module. There can be maximum of three subdivisions in each question, if necessary.

One full question should be answered from each module.

Each question carries 40 marks.

Code books – IS 456, IS 800, IS 3370 (Part IV), SP (6) – Steel Tables, shall be referred for designing

The above charts shall be provided during examinations

Text Books:

1. N Krishna Raju, **"Structural Design and Drawing of Reinforced Concrete and Steel"**, University Press
2. Subramanian N, **"Design of Steel Structures"**, Oxford university Press, New Delhi
3. K S Duggal, **"Design of Steel Structures"**, Tata McGraw Hill, New Delhi

Reference Books:

1. Charles E Salman, Johnson & Mathas, **"Steel Structure Design and Behaviour"**, Pearson Publications
2. Nether Cot, et.al, **"Behaviour and Design of Steel Structures to EC -III"**, CRC Press
3. P C Verghese, **"Limit State Design of Reinforced Concrete"**, PHI Publications, New Delhi
4. S N Sinha, **"Reinforced Concrete Design"**, McGraw Hill Publication

Course Title: Hydrology and Irrigation Engineering

[As per Choice Based Credit System (CBCS) scheme]

SEMESTER:VII

Subject Code	15CV73	IA Marks	20
Number of Lecture Hours/Week	04	Exam Marks	80
Total Number of Lecture Hours	50	Exam Hours	03
	CREDITS – 04	**Total Marks-100**	

Course Objectives: This course will enable students to;

1. Understand the concept of hydrology and components of hydrologic cycle such as pricipitation, infiltration, evaporation and transpiration.
2. Quantify runoff and use concept of unit hydrograph.
3. Demonstrate different methods of irrigation, methods of application of water and irrigation procedure.
4. Design canals and canal network based on the water requirement of various crops.
5. Determine the reservoir capacity.

Modules	**Teaching Hours**	**Revised Bloom's Taxonomy (RBT) Level**
Module -1		
Hydrology: Introduction, Importance of hydrology, Global and Indian water availability, Practical application of hydrology, Hydrologic cycle (Horton's) qualitative and engineering representation. **Precipitation:** Definition, Forms and types of precipitation, measurement of rain fall using Symon's and Syphon type of rain gauges, optimum number of rain gauge stations, consistency of rainfall data (double mass curve method), computation of mean rainfall, estimation of missing data, presentation of precipitation data, moving average curve, mass curve, rainfall hyetographs.	10 hours	L2, L3
Module -2		
Losses: Evaporation: Introduction, Process, factors affecting evaporation, measurement using IS class-A Pan, estimation using empirical formulae (Meyer's and Rohwer's equations) Reservoir evaporation and control **Evapo-transpiration:** Introduction, Consumptive use, AET, PET, Factors affecting, Measurement, Estimation by Blaney-Criddle equation, **Infiltration:** Introduction, factors affecting infiltration capacity, measurement by double ring infiltrometer, Horton's infiltration equation, infiltration indices.	10 Hours	L2, L3
Module -3		
Runoff: Definition, concept of catchment, factors affecting runoff, rainfall – runoff relationship using regression analysis. **Hydrographs:** Definition, components of hydrograph, base flow separation, unit hydrograph, assumption, application and limitations, derivation from simple storm hydrographs, S curve and its computations, Conversion of UH of different durations	10 Hours	L2, L4

Module -4		
Irrigation: Definition. Benefits and ill effects of irrigation. System of irrigation: surface and ground water, flow irrigation, lift irrigation, Bandhara irrigation. **Water Requirements of Crops:** Duty, delta and base period, relationship between them, factors affecting duty of water crops and crop seasons in India, irrigation efficiency, frequency of irrigation.	10 Hours	L2, L4
Module -5		
Canals: Types of canals. Alignment of canals. Definition of gross command area, cultural command area, intensity of irrigation, time factor, crop factor. Unlined and lined canals. Standard sections. Design of canals by Lacey's and Kennedy's method. **Reservoirs:** Definition, investigation for reservoir site, storage zones determination of storage capacity using mass curves, economical height of dam.	10 Hours	L2, L4

Course outcomes: After studying this course, students will be able to:

1. Understand the importance of hydrology and its components.
2. Measure precipitation and analyze the data and analyze the losses in precipitation.
3. Estimate runoff and develop unit hydrographs.
4. Find the benefits and ill-effects of irrigation.
5. Find the quantity of irrigation water and frequency of irrigation for various crops.
6. Find the canal capacity, design the canal and compute the reservoir capacity.

Program Objectives:

Engineering knowledge

Problem analysis

Interpretation of data

Question paper pattern:

The question paper will have 5 modules comprising of ten questions. Each full question carrying 16 marks

There will be two full questions (with a maximum of three subdivisions, if necessary) from each module.

Each full question shall cover the topics as a module

The students shall answer five full questions, selecting one full question from each module. If more than one question is answered in modules, best answer will be considered for the award of marks limiting one full question answer in each module.

Text Books:

1) K. Subramanya, “Engineering Hydrology”, Tata McGraw Hill Publishers, New Delhi.

2) Jayarami Reddy, “A Text Book of Hydrology”, Lakshmi Publications, New Delhi.

3) Punmia and LalPandey, “Irrigation and Water Power Engineering” Lakshmi Publications, New Delhi.

Reference Books:

1) H.M. Raghunath, “Hydrology”, Wiley Eastern Publication, New Delhi.

2) Sharma R.K., “Irrigation Engineering and Hydraulics”, Oxford & IBH Publishing Co., New Delhi.

3) VenTe Chow, “Applied Hydrology”, Tata McGraw Hill Publishers, New Delhi.

4) Modi P.N “Water Resources and Water Power Engineering”-. Standard book house, Delhi.

3) Garg S.K, “Irrigation Engineering and Hydraulic Structures” Khanna publications, New Delhi.

Course Title: Design of Bridges

As per Choice Based Credit System (CBCS) scheme]

SEMESTER:VII

Subject Code	15CV741	IA Marks	20
Number of Lecture Hours/Week	03	Exam Marks	80
Total Number of Lecture Hours	40	Exam Hours	03
	CREDITS –03	**Total Marks- 100**	

Course objectives: This course will enable students to understand the analysis and design of concrete Bridges.

Modules	Teaching Hours	Revised Bloom's Taxonomy (RBT) Level
Module -1		
Introduction to bridges, classification, computation of discharge, linear waterway, economic span, afflux, scour depth Design loads for bridges, introduction to I.R.C. loading standards, Load Distribution Theory, Bridge slabs, Effective width, Introduction to methods as per I.R.C.	8 hours	L1,L2
Module -2		
Design of Slab Bridges: Straight and skew slab bridges	8 Hours	L2,L3
Module -3		
Design of T beam bridges(up to three girder only) Proportioning of components, analysis of slab using IRC Class AA tracked vehicle, structural design of slab, analysis of cross girder for dead load & IRC Class AA tracked vehicle, structural design of cross girder, analysis of main girder using Courbon's method, calculation of dead load BM and SF, calculation of live load B M & S F using IRC Class AA Tracked vehicle. Structural design of main girder.	8 Hours	L2,L3,L4
Module -4		
Other Bridges: Design of Box culvert (Single vent only) Design of Pipe culverts	8 Hours	L2,L3,L4
Module -5		
Substructures - Design of Piers and abutments, Introduction to Bridge bearings, Hinges and Expansion joints.(No design)	8 Hours	L2,L2,L3,L4

Course outcomes: After studying this course, students will be able to:

1. Understand the load distribution and IRC standards.
2. Design the slab and T beam bridges.
3. Design Box culvert, pipe culvert
4. Use bearings, hinges and expansion joints and
5. Design Piers and abutments.

Program Objectives:

Engineering knowledge
Problem analysis
Interpretation of data

Question paper pattern:

The question paper will have 5 modules comprising of ten questions. Each full question carrying 16 marks
There will be two full questions (with a maximum of three subdivisions, if necessary) from each module.
Each full question shall cover the topics as a module

The students shall answer five full questions, selecting one full question from each module. If more than one question is answered in modules, best answer will be considered for the award of marks limiting one full question answer in each module.

Text Books:

1. Johnson Victor. D, "Essentials of Bridge Engineering", Oxford Publishing Company.
2. N Krishna Raju, "Design of Bridges, Oxford and IBH publishing company
3. T R Jagadeesh and M A Jayaram, "Design of bridge structures", Prentice Hall of India

Reference Books:

1. Jain and Jaikrishna, “Plain and Reinforced Concrete”, Vol.2., Nem Chand Brothers.
2. Standard specifications and code of practice for road bridges, IRC section I,II, III and IV.
3. “Concrete Bridges”, The Concrete Association of India

Course Title: Ground Water & Hydraulics

[As per Choice Based Credit System (CBCS) scheme]

SEMESTER:VII

Subject Code	15CV742	IA Marks	20
Number of Lecture Hours/Week	03	Exam Marks	80
Total Number of Lecture Hours	40	Exam Hours	03
	CREDITS – 03	**Total Marks-100**	

Course objectives: This course will enable students

1. To characterize the properties of ground water and aquifers.
2. To quantify the ground water flow.
3. To locate occurrence of ground water and augment ground water resources.
4. To synthesize ground water development methods.

Modules	**Teaching Hours**	**Revised Bloom's Taxonomy (RBT) Level**
Module -1		
Introduction: Importance, vertical distribution of subsurface water, occurrence in different types of rocks and soils, definitions-aquifers, aquifuge, aquitard, aquiclude, confined and Unconfined aquifers.	7 hours	L_1, L_2
Module -2		
Fundamentals of Ground Water Flow: Aquifer parameters, specific yield and specific retention, porosity, storage coefficient, derivation of the expression, Darcy's law, hydraulic conductivity, coefficient of permeability and intrinsic permeability, transmissibility, permeability in isotropic, unisotropic layered soils, steady one dimensional flow: cases with recharge.	8 Hours	L_2, L_3
Module -3		
Well Hydraulics: Steady Flow, Radial flow in confined and unconfined aquifers, pumping test Unsteady Flow, General equation, derivation; thesis method, Cooper and Jacob method, Chow's method, solution of unsteady flow equations, leaky aquifers (only introduction), interference of well, image well theory.	10 Hours	L_2, L_3, L_4
Module -4		
Ground Water Exploration: Seismic method, electrical resistively method, Geo-physical techniques, electrical logging, radioactive logging, induction logging, sonic and fluid logging.	7 Hours	L_2, L_3
Module -5		
Ground Water Development: Types of wells, methods of construction, tube well design, dug wells, pumps for lifting water, working principles, power requirement, Conjunctive use, necessity, techniques and economics. **Ground Water Recharge:** Artificial recharge, groundwater runoff	8 Hours	L_2, L_3

Course outcomes: After studying this course, students will be able to:

1. find the characteristics of aquifers.
2. estimate the quantity of ground water by various methods.
3. locate the zones of ground water resources.
4. select particular type of well and augment the ground water storage.

Program Objectives:

Engineering knowledge

Problem analysis

Interpretation of data

Question paper pattern:

The question paper will have 5 modules comprising of ten questions. Each full question carrying 16 marks

There will be two full questions (with a maximum of three subdivisions, if necessary) from each module.

Each full question shall cover the topics as a module

The students shall answer five full questions, selecting one full question from each module. If more than one question is answered in modules, best answer will be considered for the award of marks limiting one full question answer in each module.

Text Books:

1. H.M. Raghunath, "Ground Water", Wiley Eastern Publication, New Delhi.
2. K. Todd, "Ground Water Hydrology", Wiley and Sons, New Delhi.
3. Bower. H., "Ground Water Hydrology" McGraw Hill, New Delhi.

Reference Books:

1. Garg Satya Prakash, "Ground Water and Tube Wells", Oxford and IBH, New Delhi.
2. W. C. Walton, "Ground Water Resources and Evaluation" McGraw Hill, Delhi.
3. Michel, D. M., Khepar, S. D., Sondhi, S. K., "Water Wells and Pumps" McGraw Hill, Delhi.

Course Title: Design Concept of Building Services
As per Choice Based Credit System (CBCS) scheme]
SEMESTER:VII

Subject Code	15CV743	IA Marks	20
Number of Lecture Hours/Week	03	Exam Marks	80
Total Number of Lecture Hours	40	Exam Hours	03
	CREDITS –03	**Total Marks- 100**	

Course Objectives: This course will enable students to
1. learn the importance of sanitation, domestic water supply, plumbing and fire services
2. Understand the concepts of heat, ventilation and air conditioning
3. Develop technical and practical knowledge in Building Services.

Modules	Teaching Hours	Revised Bloom's Taxonomy (RBT) Level
Module -1		
Water Supply, Drainage and Solid Waste Disposal: Water requirements for different types of buildings, simple method of removal of impurities, water saving practices and their potential Service connection from mains, sump and storage tank, types and sizes of pipes, special installation in multistoried buildings. Material, types of fixtures and fitting for a contemporary bathroom– taps –quarter turn, half turn, ceramic, foam flow etc, hot water mixer, hand shower Rainwater harvesting to include roof top harvesting, type of spouts, sizes of rainwater pipes and typical detail of a water harvesting pit Principles of drainage, surface drainage, shape and sizes of drains and sewers, storm water over flow chambers, methods of laying and construction of sewers Approaches for solid waste management, Solid wastes collection and removal from buildings. On-site processing and disposal methods	8 hours	L1,L2
Module -2		
Heat Ventilation and Air Conditioning (HVAC): Behaviour of heat propagation, thermal insulating materials and their co-efficient of thermal conductivity. General methods of thermal insulation: Thermal insulation of roofs, exposed walls. Ventilation: Definition and necessity, system of ventilation. Principles of air conditioning, Air cooling, Different systems of ducting and distribution, Essentials of air-conditioning system.	8 Hours	L1,L2
Module -3		
Electrical and Fire Fighting Services: Electrical systems, Basics of electricity, single/Three phase supply, protective devices in electrical installation, Earthing for safety, Types of earthing, ISI Specifications. Electrical installations in buildings, Types of wires, Wiring systems and their choice , planning electrical wiring for building, Main and distribution boards, Principles of illumination, Classification of buildings based on occupancy, causes of fire and spread of fire, Standard fire, Fire fighting, protection and fire resistance, Firefighting equipment and different methods of fighting fire., means of escape, alarms, etc., Combustibility of materials, Structural elements and fire resistance, Fire escape routes and elements, planning and design. Wet risers, dry risers, sprinklers, heat detector, smoke detectors, fire dampers, fire doors, etc. Provisions of NBC.	8 Hours	L1,L2,L3
Module -4		
Plumbing and Fire Fighting Layout of Simple Buildings: Application of above studies in preparing layout and details - Plumbing layout of residential and public buildings, Fire fighting layout, Reflected ceiling plan of smoke detectors / sprinklers, etc.	8 Hours	L2,L3

Module -5		
Engineering Services: engineering services in a building as a system, Lifts, escalators, cold and hot water systems, waste water systems and electrical systems. Pumps and Machineries: Reciprocating, Centrifugal, Deep well, Submersible, Automatic pumps, Sewerage pumps, Compressors, Vacuum pump – their selection, installation and maintenance – Hot water boilers – Classification and types of lifts, lift codes, rules structural provision: escalators, their uses, types and sizes, safety norms to be adopted – Social features required for physically handicapped and elderly, DC/AC motors, Generators, **Building Maintenance**: Preventive and protective maintenance, Scheduled and contingency maintenance planning, M.I.S. for building maintenance. Maintenance standards. Economic maintenance decisions.	8 Hours	L1,L2,L3

Course Outcomes: After studying this course, students will be able to:

1. Describe the basics of house plumbing and waste water collection and disposal.
2. Discuss the safety and guidelines with respect to fire safety.
3. Describe the issues with respect to quantity of water, rain water harvesting and roof top harvesting.
4. Understand and implement the requirements of thermal comfort in buildings

Program Objectives:

Engineering knowledge
Problem analysis
Interpretation of data

Question paper pattern:

The question paper will have 5 modules comprising of ten questions. Each full question carrying 16 marks
There will be two full questions (with a maximum of three subdivisions, if necessary) from each module.
Each full question shall cover the topics as a module

The students shall answer five full questions, selecting one full question from each module. If more than one question is answered in modules, best answer will be considered for the award of marks limiting one full question answer in each module.

REFERENCE BOOKS

1. National Building Code
2. Charangith shah, Water supply and sanitary engineering, Galgotia publishers.
3. Kamala & DL Kanth Rao, Environmental Engineering, Tata McGraw Hill publishing co. Ltd.
4. Technical teachers Training Institute (Madras), Environmental Engineering, Tata McGraw Hill publishing Co. Ltd.
5. M.David Egan, Concepts in Building Fire Safety.
6. O.H.Koenigsberger, “Manual of Tropical Housing and Building”, Longman Group United Kingdom
7. V.K.Jain, Fire Safety In Building 2edition, New Age International Publishers
8. E.G.Butcher, Smoke control in Fire-safety Design.
9. E.R.Ambrose, Heat pumps and Electric Heating, John and Wiley and Sons Inc, New York
10. Handbook for Building Engineers in Metric systems, NBC, New Delhi

Course Title: Structural Dynamics

As per Choice Based Credit System (CBCS) scheme]

SEMESTER:VII

Subject Code	15CV744	IA Marks	20
Number of Lecture Hours/Week	03	Exam Marks	80
Total Number of Lecture Hours	40	Exam Hours	03
CREDITS –03		**Total Marks- 100**	

Course Objectives: This course will enable students to;

1. Understand the behaviour of structure especially building to various dynamic loads: such as wind, earthquake, machine vibration and ambient vibration
2. Basic understanding of structural analysis and knowledge of engineering mathematics.
3. Understand response of a single degree of freedom system to dynamic excitation and Vibration Control Techniques.

Modules	Teaching Hours	Revised Bloom's Taxonomy (RBT) Level
Module -1		
Introduction: Introduction to structural dynamics, brief history of vibration, Basic definitions, vibration of SDOF (Single Degree of Freedom) systems, undamped, Damped, Free vibrations, equivalent viscous damping, Logarithmic decrement	08 hours	L1,L2
Module -2		
Forced vibrations of SDOF system, Response of undamped and damped system subjected to harmonic loading, response to SDOF subject to harmonic base excitation, Duhamel's integral, response to general system of loading, dynamic load factor, response spectrum.	08 Hours	L1,L2,L3
Module -3		
Free vibration of MDOF (Multi Degree Freedom System), Natural frequencies, Normal modes, Orthogonality of normal modes, Eigen Values Shear buildings modeled as MDOF systems. Free vibrations, Natural frequencies,	08 Hours	L1,L2,L3
Module -4		
Forced vibrations, Motion of shear buildings, Model Superposition Method, Response to shear buildings, Base motion, Harmonic fixed excitation. Damped motion of shear buildings, Equations for damped shear buildings, uncoupled damped equations, Conditions for damping uncoupled.	08 Hours	L1,L2,L3
Module -5		
Dynamic analysis of base stuffiness matrices, Lumped mass and consistent mass formulation, Equations of motion.	08 Hours	L1,L2,L3

Course outcomes: After studying this course, students will be able to:

1. Apply knowledge of mathematics, science, and engineering by developing the equations of motion for vibratory systems and solving for the free and forced response.
2. Basic understanding of fundamental analysis methods for dynamic systems
   Interpret dynamic analysis results for design, analysis and research purposes
3. Apply structural dynamics theory to earthquake analysis, response, and design of structures

Program Objectives:

Engineering knowledge

Problem analysis

Interpretation of data

Question paper pattern:

The question paper will have 5 modules comprising of ten questions. Each full question carrying 16 marks

There will be two full questions (with a maximum of three subdivisions, if necessary) from each module.

Each full question shall cover the topics as a module

The students shall answer five full questions, selecting one full question from each module. If more than one question is answered in modules, best answer will be considered for the award of marks limiting one full question answer in each module.

Text Books:

1. Anil K Chopra, **"Structural Dynamics"**, PHI Publications
2. Mukobadhyay, **"Vibrations, Structural Dynamics",** Oxford IBH Publications
3. Vinod Husur, **"Earth Quake resistant design of building structures**", WILE EASTERN India Publications

Reference Books:

1. V K Mac Subramanian, "Elementary structural dynamics", Danpatra Publications
2. Mario Poz, "Structural Dynamics", CBS publications.
3. Manik A Selvam, "Structural Dynamics", Danpatra publications

Course Title: Urban Transportation and Planning
As per Choice Based Credit System (CBCS) scheme]
SEMESTER:VII

Subject Code	15CV751	IA Marks	20
Number of Lecture Hours/Week	03	Exam Marks	80
Total Number of Lecture Hours	40	Exam Hours	03
CREDITS –04		**Total Marks- 100**	

Course Objectives: This course will enable students to;

1. Understand and apply basic concepts and methods of urban transportation planning.
2. Apprise about the methods of designing, conducting and administering surveys to provide the data required for transportation planning.
3. Understand the process of developing an organized mathematical modelling approach to solve select urban transportation planning problem.
4. Excel in use of various types of models used for travel forecasting, prediction of future travel patterns.

Modules	Teaching Hours	Revised Bloom's Taxonomy (RBT) Level
Module -1		
Urban transport planning: Urbanization, urban class groups, transportation problems and identification, impacts of transportation, urban transport system planning process, modeling techniques in planning. Urban mass transportation systems: urban transit problems, travel demand, types of transit systems, public, private, para-transit transport, mass and rapid transit systems, BRTS and Metro rails, capacity, merits and comparison of systems, coordination, types of coordination.	08 hours	L1,L2,L3
Module -2		
Data Collection And Inventories: Collection of data – Organisation of surveys and Analysis, Study Area, Zoning, Types and Sources of Data, Road Side Interviews, Home Interview Surveys, Commercial Vehicle Surveys, Sampling Techniques, Expansion Factors, Accuracy Checks, Use of Secondary Sources, Economic data – Income – Population – Employment – Vehicle Owner Ship.	08 Hours	L1,L2,l3
Module -3		
Trip Generation & Distribution: UTPS Approach, Trip Generation Analysis: Zonal Models, Category Analysis, Household Models, Trip Attraction models, Commercial Trip Rates; Trip Distribution by Growth Factor Methods. **Problems on above**	08 Hours	L3,L4
Module -4		
Trip Distribution: Gravity Models, Opportunity Models, Time Function Iteration Models. Travel demand modeling: gravity model, opportunity models, Desire line diagram. Modal split analysis. **Problems on above**	08 Hours	L2,L3,L4,L5
Module -5		
Traffic Assignment: Diversion Curves; Basic Elements of Transport Networks, Coding, Route Properties, Path Building Criteria, Skimming Tree, All-or-Nothing Assignment, Capacity Restraint Techniques, Reallocation of Assigned Volumes, Equilibrium Assignment. Introduction to land use planning models, land use and transportation interaction.	08 Hours	L2,L3,L4,L5

Course outcomes: After studying this course, students will be able to:

1. Design, conduct and administer surveys to provide the data required for transportation planning.
2. Supervise the process of data collection about travel behavior and analyze the data for use in transport planning.
3. Develop and calibrate modal split, trip generation rates for specific types of land use developments.
4. Adopt the steps that are necessary to complete a long-term transportation plan.

Program Objectives:

Engineering knowledge
Problem analysis
Interpretation of data

Question paper pattern:

The question paper will have 5 modules comprising of ten questions. Each full question carrying 16 marks

There will be two full questions (with a maximum of three subdivisions, if necessary) from each module.

Each full question shall cover the topics as a module

The students shall answer five full questions, selecting one full question from each module. If more than one question is answered in modules, best answer will be considered for the award of marks limiting one full question answer in each module.

Text Books:

1. Kadiyali.L.R., 'Traffic Engineering and Transportation Planning', Khanna Publishers, New Delhi.
2. Hutchinson, B.G, 'Introduction to Urban System Planning', McGraw Hill.
3. Khisty C.J., 'Transportation Engineering – An Introduction' Prentice Hall.
4. Papacostas,'Fundamentals of Transportation Planning', Tata McGraw Hill.

Reference Books:

1. Mayer M and Miller E, 'Urban Transportation Planning: A decision oriented Approach', McGraw Hill.
2. Bruton M.J., 'Introduction to Transportation Planning', Hutchinson of London.
3. Dicky, J.W., 'Metropolitan Transportation Planning', Tata McGraw Hill.

Course Title: Prefabricated Structures
As per Choice Based Credit System (CBCS) scheme]
SEMESTER:VII

Subject Code	15CV752	IA Marks	20
Number of Lecture Hours/Week	03	Exam Marks	80
Total Number of Lecture Hours	40	Exam Hours	03
CREDITS –03		**Total Marks- 100**	

Course objectives: This course will enable students to
1. Understand modular construction, industrialised construction
2. Design prefabricated elements
3. Understand construction methods.

Modules	Teaching Hours	Revised Bloom's Taxonomy (RBT) Level
Module -1		
INTRODUCTION Need for prefabrication–Principles–Materials–Modular coordination–Standarization–Systems–Production–Transportation–Erection.	08 hours	L1,L2
Module -2		
PREFABRICATED COMPONENTS Behaviour of structural components–Large panel constructions–Construction of roof and floor slabs–Wall panels –Columns–Shear walls	08 Hours	L1,L2
Module -3		
DESIGN PRINCIPLES Disuniting of structures-Design of cross section based on efficiency of material used–Problems in design because of joint flexibility –Allowance for joint deformation.	08 Hours	L2,L3
Module -4		
JOINT IN STRUCTURAL MEMBERS Joints for different structural connections–Dimensions and detailing–Design of expansion joints	08 Hours	L1,L2,L3
Module -5		
DESIGN FOR ABNORMAL LOADS Progressive collapse–Code provisions–Equivalent design loads for considering abnormal effects such as earthquakes, cyclones, etc.,-Importance of avoidance of progressive collapse.	10 Hours	L2,L3

Course Outcomes: After studying this course, students will be able to:
1. Use modular construction, industrialised construction
2. Design prefabricated elements
3. Design some of the prefabricated elements
4. Use the knowledge of the construction methods and prefabricated elements in buildings

Program Objectives:
Engineering knowledge
Problem analysis
Interpretation of data

Question paper pattern:
The question paper will have 5 modules comprising of ten questions. Each full question carrying 16 marks
There will be two full questions (with a maximum of three subdivisions, if necessary) from each module.
Each full question shall cover the topics as a module
The students shall answer five full questions, selecting one full question from each module. If more than one question is answered in modules, best answer will be considered for the award of marks limiting one full question answer in each module.

Text Books:

1. CBRI, Building materials and components, India, 1990
2. Gerostiza C.Z., Hendrikson C. and Rehat D.R.," Knowledge based process planning for construction and manufacturing", Academic Press Inc., 1994

Reference Books:

1. Koncz T.,"Manual of precast concrete construction", Vol.I, II and III, Bauverlag, GMBH,1976.
2. "Structural design manual", Precast concrete connection details, Society for the studies in the use of precast concrete, Netherland Betor Verlag, 2009

Course Title: Rehabilitation and Retrofitting of Structures
As per Choice Based Credit System (CBCS) scheme]
SEMESTER:VII

Subject Code	15CV753	IA Marks	20
Number of Lecture Hours/Week	03	Exam Marks	80
Total Number of Lecture Hours	40	Exam Hours	03
CREDITS –03		**Total Marks- 100**	

Course Objectives: This course will enable students to;
1. Investigate the cause of deterioration of concrete structures.
2. Strategise different repair and rehabilitation of structures.
3. Evaluate the performance of the materials for repair

Modules	Teaching Hours	Revised Bloom's Taxonomy (RBT) Level
Module -1		
General: Introduction and Definition for Repair, Retrofitting, Strengthening and rehabilitation. Physical and Chemical Causes of deterioration of concrete structures, Evaluation of structural damages to the concrete structural elements due to earthquake.	08 hours	L1,L2
Module -2		
Damage Assessment: Purpose of assessment, Rapid assessment, Investigation of damage, Evaluation of surface and structural cracks, Damage assessment procedure, destructive, non-destructive and semi destructive testing systems	08 Hours	L1,L2
Module -3		
Influence on Serviceability and Durability: Effects due to climate, temperature, chemicals, wear and erosion, Design and construction errors, corrosion mechanism, Effects of cover thickness and cracking, methods of corrosion protection, corrosion inhibitors, corrosion resistant steels, coatings, and cathodic protection.	08 Hours	L1,L2,L3
Module -4		
Maintenance and Retrofitting Techniques: Definitions: Maintenance, Facts of Maintenance and importance of Maintenance Need for retrofitting, retrofitting of structural members i.e., column and beams by Jacketing technique, Externally bonding(ERB) technique, near surface mounted (NSM) technique, External post-tensioning, Section enlargement and guidelines for seismic rehabilitation of existing building	08 Hours	L1,L2,L3
Module -5		
Materials for Repair and Retrofitting: Artificial fibre reinforced polymer like CFRP, GFRP, AFRP and natural fiber like Sisal and Jute. Adhesive like, Epoxy Resin, Special concretes and mortars, concrete chemicals, special elements for accelerated strength gain, Techniques for Repair: Rust eliminators and polymers coating for rebar during repair foamed concrete, mortar and dry pack, vacuum concrete, Gunite and Shot Crete Epoxy injection, Mortar repair for cracks, shoring and underpinning	08 Hours	L1,L2,L3

Course outcomes: After studying this course, students will be able to:
1. Understand the cause of deterioration of concrete structures.
2. Able to assess the damage for different type of structures
3. Summarize the principles of repair and rehabilitation of structures
4. Recognize ideal material for different repair and retrofitting technique

Program Objectives:
Engineering knowledge
Problem analysis
Interpretation of data

Question paper pattern:
The question paper will have 5 modules comprising of ten questions. Each full question carrying 16 marks
There will be two full questions (with a maximum of three subdivisions, if necessary) from each module.
Each full question shall cover the topics as a module
The students shall answer five full questions, selecting one full question from each module. If more than one question is answered in modules, best answer will be considered for the award of marks limiting one full question answer in each module.

Text Books:

1. Sidney, M. Johnson, "Deterioration, Maintenance and Repair of Structures"
2. Denison Campbell, Allen & Harold Roper, "Concrete Structures – Materials, Maintenance and Repair"- Longman Scientific and Technical.

Reference Books:

3. R.T.Allen and S.C. Edwards, "Repair of Concrete Structures"-Blakie and Sons

Raiker R.N., "Learning for failure from Deficiencies in Design, Construction and Service"- R&D Center (SDCPL).

Course Title: Reinforced Earth Structures
As per Choice Based Credit System (CBCS) scheme]
SEMESTER:VII

Subject Code	15CV754	IA Marks	20
Number of Lecture Hours/Week	03	Exam Marks	80
Total Number of Lecture Hours	40	Exam Hours	03
CREDITS –03		**Total Marks- 100**	

Course Objectives: This course will enable students to;

1. Create an understanding of the latest technique such as reinforcing the soil;
2. Analyze the concept of RE so as to ascertain stability of RE structures;
3. Understand the different reinforcing materials that can be used efficiently in soils.
4. Understand design concepts of different RE structures including introductory concepts of Foundations resting of RE soil bed.

Modules	Teaching Hours	Revised Bloom's Taxonomy (RBT) Level
Module -1		
Basics of Reinforced Earth Construction: Definition, Historical Background, Components, Mechanism and Concept, Advantages and Disadvantage of reinforced earth Construction, Sandwich technique for clayey soil. **Geosynthetics and Their Functions:** Historical developments, Recent developments, manufacturing processwoven &non-woven, Raw materials – Classification based on materials type – Metallic and Non-metallic, Natural and Man-made, Geosynthetics **Properties and Tests on Materials** Properties – Physical, Chemical, Mechanical, Hydraulic, Endurance and Degradation requirements, Testing & Evaluation of properties	08 hours	L1,L2,L3
Module -2		
Design of Reinforced Earth Retaining Walls: Concept of Reinforced earth retaining wall, Internal and external stability, Selection of materials, Typical design problems **Soil Nailing Techniques:** Concept, Advantages & limitations of soil nailing techniques, comparison of soil nailing with reinforced soil, methods of soil nailing, Construction sequence, Components of system, Design aspects and precautions to be taken	08 Hours	L1,L2,L3,L4
Module -3		
Design of Reinforced Earth Foundations: Modes of failure of foundation, Determination of force induced in reinforcement ties – Location of failure surface, tension failure and pull out resistance, length of tie and its curtailment, Bearing capacity improvement in soft soils, General guidelines.	08 Hours	L2,L3,L4
Module -4		
Geosynthetics for Roads and Slopes: Roads - Applications to Temporary and Permanent roads, Role of Geosynthetic in enhancing properties of road, control of mud pumping, Enhancing properties of subgrade, Design requirements Slopes – Causes for slope failure, Improvement of slope stability with Geosynthetic, Drainage requirements, Construction technique. Simple Numerical Stability Checking Problems on Reinforced Slopes	08 Hours	L2,L3,L4
Module -5		
GEOSYNTHETICS - FILTER, DRAIN AND LANDFILLS: Filter & Drain – Conventional granular filter design criteria, Geosyntheticfilter design requirements, Drain and filter properties, Design criteria – soilretention, Geosynthetic permeability, anticlogging, survivability and durability (No Numerical Problems) Landfills – Typical design of Landfills – Landfill liner & cover, EPA Guidelines, Barrier walls for existing landfills and abandoned dumps (No Numerical Problems)	08 Hours	L2,L3,L4

Course outcomes: After studying this course, students will be able to:

1. identify, formulate reinforced earth techniques that are suitable for different soils and in different structures;
2. understand the laboratory testing concepts of Geosynthetics
3. design RE retaining structures and Soil Nailing concepts
4. Determine the load carrying capacity of Foundations resting on RE soil bed.
5. asses the use of Geosynthetics in drainage requirements and landfill designs

Program Objectives:

Engineering knowledge
Problem analysis
Interpretation of data

Question paper pattern:

The question paper will have 5 modules comprising of ten questions. Each full question carrying 16 marks
There will be two full questions (with a maximum of three subdivisions, if necessary) from each module.
Each full question shall cover the topics as a module

The students shall answer five full questions, selecting one full question from each module. If more than one question is answered in modules, best answer will be considered for the award of marks limiting one full question answer in each module.

Text Books:

1. Koerner. R.M, "Design with Geosynthetics", Prince Hall Publications
2. Koerner. R.M. &Wesh, J.P, "Construction and Geotechnical Engineering using synthetic fabrics", Wiley Inter Science, NewYork,.
3. SivakumarBabu G. L., "An introduction to Soil Reinforcement and Geosynthetics", Universities Press, Hyderabad
4. Swami Saran, "Reinforced Soil and its Engineering Applications", I. K. International Pvt. Ltd, New Delhi
5. Venkattappa Rao, G., & Suryanarayana Raju., G. V.S, "Engineering with Geosynthetics", Tata McGraw Hill publishing Company Limited., New Delhi.

Reference Books:

1. Jones, "Earth reinforcement and Soil structure", CJEP Butterworths, London
2. Ingold, T.S. & Millar, K.S, "Geotextile Hand Book", Thomas, Telford, London.
3. Hidetoshi Octial, Shigenori Hayshi& Jen Otani, "Earth Reinforcement Practices",Vol. I, A.A. Balkema, Rotterdam
4. Bell F.G, "Ground Engineer's reference Book", Butterworths, London
5. Ingold, T.S, "Reinforced Earth", Thomas, Telford, London.
6. Sarsby R W- Editor, "Geosynthetics in Civil Engineering", Woodhead Publishing Ltd & CRC Press, 2007

Course Title: Environmental Engineering Laboratory
As per Choice Based Credit System (CBCS) scheme
SEMESTER:VII

Subject Code	15CVL76	IA Marks	20
Number of Lecture Hours/Week	1I+2P	Exam Marks	80
Total Number of Lecture Hours	40	Exam Hours	03
	CREDITS –02	**Total Marks- 100**	

Course objectives: This course will enable students,
1. To learn different methods of water & waste water quality
2. To conduct experiments to determine the concentrations of water and waste water
3. To determine the degree and type of treatment
4. To understand the environmental significance and application in environmental engineering practice

Experiments	Teaching Hours	Revised Bloom's Taxonomy (RBT) Level
1. Determination of pH, Acidity and Alkalinity	02 Class	L1,L2,L3
2. Determination of Calcium, Magnesium and Total Hardness.	02 Class	L1,L2,L3
3. Determination of Dissolved Oxygen. 4. Determination of BOD.	02 Class	L1,L2,L3
5. Determination of Chlorides	01 Class	L1,L2,L3
6. Determination of percentage of available chlorine in bleaching powder, Determination of Residual Chlorine	01 Class	L1,L2,L3
7. Determination of Solids in Sewage: I) Total Solids, II) Suspended Solids, III) Dissolved Solids, IV) Volatile Solids, Fixed Solids, V) Settle able Solids. 8. Determination of Turbidity by Nephelometer 9. Determination of Optimum Dosage of Alum using Jar test apparatus.	02 Class	L1,L2,L3
10. Determination of sodium and potassium using flame photometer.	01 Class	L1,L2,L3
11. Determination Nitrates by spectrophotometer. 12. Determination of Iron & Manganese.	01 Class	L1,L2,L3
13. Determination of COD.	Demonstration	L1,L2,L3
14. Air Quality Monitoring (Ambient, stack monitoring , Indoor air pollution)	Demonstration	L1,L2,L3
15. Determination of Sound by Sound level meter at different location	Demonstration	L1,L2,L3

Course Outcomes: After studying this course, students will be able to:
1. Acquire capability to conduct experiments and estimate the concentration of different parameters.
2. Compare the result with standards and discuss based on the purpose of analysis.
3. Determine type of treatment, degree of treatment for water and waste water.
4. Identify the parameter to be analyzed for the student project work in environmental stream.

Program Objectives:
1. Evaluation of the test results and assesses the impact on water and waste water treatment.
2. Train student to undertake student project work in 8th semester in the field of environmental engineering.

Question paper pattern:
Two experiments shall be asked from the above set
One experiment to be conducted and for the other student should write detailed procedure.

Reference Books:

1. Lab Manual, ISO 14001 Environmental Management, Regulatory Standards for Drinking Water and Sewage disposal
2. Clair Sawyer and Perry McCarty and Gene Parkin, "Chemistry for Environmental Engineering and Science" , McGraw-Hill Series in Civil and Environmental Engineering

Course Title: Computer Aided Detailing of Structures
As per Choice Based Credit System (CBCS) scheme]
SEMESTER:VII

Subject Code	15CVL77	IA Marks	20
Number of Lecture Hours/Week	03 (1I+2D)	Exam Marks	80
Total Number of Lecture Hours	40	Exam Hours	03
	CREDITS –02	**Total Marks- 100**	

Course objectives: This course will enable students to

1. Be aware of the Scale Factors, Sections of drawings,
2. Draft the detailing of RC and Steel Structural member.

Modules	**Teaching Hours**	**Revised Bloom's Taxonomy (RBT) Level**
Module -1 Detailing of RCC Structures		
1. Beams – Simply supported, Cantilever and Continuous. 2. Slab – One way, Two way and One-way continuous. 3. Staircase – Doglegged 4. Cantilever Retaining wall 5. Counter Fort Retaining wall 6. Circular Water Tank, Rectangular Water Tank.	20 hours	L1,L2,L3
Module -2 Detailing of Steel Structures		
1. Connections – Beam to beam, Beam to Column by Bolted and Welded Connections. 2. Built-up Columns with lacings and battens 3. Column bases and Gusseted bases with bolted and welded connections. 4. Roof Truss – Welded and Bolted 5. Beams with Bolted and Welded 6. Gantry Girder	20 Hours	L1,L2,L3

Course outcomes: After studying this course, students will be able to:
Prepare detailed working drawings

Program Objectives:
Engineering knowledge
Problem analysis
Interpretation of data

Question paper pattern:
Two questions shall be asked from each Module.
One full question should be answered from each Module.
Each question carries 40 marks.

Text Books:

1. N Krishna Raju, "Structural Design and Drawing of Reinforced Concrete and Steel", University Press
2. Krishna Murthy, "Structural Design and Drawing – Concrete Structures", CBS Publishers, New Delhi

Reference Books:

1. SP 34: Handbook on Concrete Reinforcement and Detailing, Bureau of Indian Standards
2. IS 13920:2016,Ductile Design And Detailing Of Reinforced Concrete Structures Subjected To Seismic Forces - Code Of Practice, Bureau of Indian Standard

Course Title: Quantity Surveying and Contracts Management
As per Choice Based Credit System (CBCS) scheme
SEMESTER:VIII

Subject Code	15CV81	IA Marks	20
Number of Lecture Hours/Week	04	Exam Marks	80
Total Number of Lecture Hours	50	Exam Hours	03
	CREDITS –04	**Total Marks- 100**	

Course objectives: This course will enable students to;
1. Estimate the quantities of work, develop the bill of quantities and arrive at the Cost of civil engineering Project
2. Understand and apply the concept of Valuation for Properties
3. Understand, Apply and Create the Tender and Contract document.

Modules	Teaching Hours	Revised Bloom's Taxonomy (RBT) Level
Module -1		
Quantity Estimation for Building; study of various drawing attached with estimates, important terms, units of measurements, abstract, Types of estimates - Approximate, detailed, supplementary and revised, Estimation of building - Short wall and long wall method - centre line method. Estimate of R.C.C structures including Slab, beam, column , footings, with bar bending schedule.	10 hours	L2,L3
Module -2		
Estimate of Steel truss, manhole and septic tanks. Quantity Estimation for Roads: Road estimation, earthwork fully in banking, cutting, partly cutting and partly Filling, Detailed estimate and cost analysis for roads.	10 Hours	L1,L2,L3
Module -3		
Specification for Civil Engineering Works: Objective of writing specifications essentials in specifications, general and detail specifications of different items of works in buildings, **Analysis of Rates :** Factors Affecting Cost of Civil Works , Concept of Direct Cost , Indirect Cost and Project Cost Rate analysis and preparation of bills, Data analysis of rates for various items of Works, Sub-structure components, Rate analysis for R.C.C. slabs, columns and beams.	10 Hours	L1,L2,L3
Module-4		
Contract Management-Tender and its Process: Invitation to tender, Prequalification, administrative approval & Technical sanction. Bid submission and Evaluation process. Contract Formulation: covering Award of contract, letter of intent, letter of acceptance and notice to proceed. Features / elements of standard Tender document (source: PWD / CPWD / International Competitive Bidding – NHAI / NHEPC / NPC). Law of Contract as per Indian Contract act 1872 , Types of Contract, Entire contract, Lump sum contract, Item rate, % rate, Cost plus with Target, Labour, EPC and BOT, Sub Contracting. Contract Forms : FIDIC contract Forms , CPWD , NHAI , NTPC , NHEPC	10 Hours	L1,L2,L3
Module -5		
Contract Management-Post award : Basic understanding on definitions, Performance security, Mobilization and equipment advances, Secured Advance, Suspension of work, Time limit for completion, Liquidated damages and bonus, measurement and payment, additions and alterations or variations and deviations, breach of contract, Escalation, settlement of account or final payment, claims, Delay's and Compensation, Disputes & its resolution mechanism, Contract management and administration **Valuation:** Definitions of terms used in valuation process, Cost, Estimate, Value and its relationship, Capitalized value. Concept of supply and demand in respect to properties (land , building , facilities'), freehold and lease hold , Sinking fund, depreciation–methods of estimating depreciation, Outgoings, Processand methods of valuation : Rent fixation, valuation for mortgage, valuation of land.	10 Hours	L1,L2,L3

Course outcomes: After studying this course, students will be able to:

1. Prepare detailed and abstract estimates for roads and building.
2. Prepare valuation reports of buildings.
3. Interpret Contract document's of domestic and international construction works

Program Objectives:

Engineering knowledge
Problem analysis
Interpretation of data

Question paper pattern:

The question paper will have 5 modules comprising of ten questions. Each full question carrying 16 marks
There will be two full questions (with a maximum of three subdivisions, if necessary) from each module.
Each full question shall cover the topics as a module

The students shall answer five full questions, selecting one full question from each module. If more than one question is answered in modules, best answer will be considered for the award of marks limiting one full question answer in each module.

Text Books:

1. Datta B.N., "Estimating and costing", UBSPD Publishing House, New Delhi
2. B.S. Patil, " Civil Engineering Contracts and Estimates", Universities Press
3. M. Chakraborthi; "Estimation, Costing and Specifications", Laxmi Publications
4. MORTH Specification for Roads and Bridge Works – IRC New Delhi

Reference Books:

1. Kohli D.D and Kohli R.C, " Estimating and Costing",12 th Edition, S.Chand Publishers, 2014.
2. Vazirani V.N and Chandola S.P, " Estimating and costing", Khanna Publishers, 2015.
3. Rangwala, C. "Estimating, Costing and Valuation", Charotar Publishing House Pvt. Ltd., 2015.
4. Duncan Cartlidge , "Quantity Surveyor's Pocket Book", Routledge Publishers, 2012.
5. Martin Brook, "Estimating and Tendering for Construction Work", A Butterworth-Heinemann publishers, 2008.
6. Robert L Peurifoy , Garold D. Oberlender , " Estimating Construction Costs" – 5ed , Tata McGraw-Hill , New Delhi
7. David Pratt , " Fundamentals of Construction Estimating" – 3ed ,
8. PWD Data Book ,CPWD Schedule of Rates (SoR). and NH SoR – Karnataka
9. FIDIC Contract forms
10. B.S. Ramaswamy " Contracts and their Management" 3ed , Lexis Nexis (a division of Reed Elsevier India Pvt Ltd)

Course Title: Design of Pre Stressed Concrete Elements
As per Choice Based Credit System (CBCS) scheme]
SEMESTER:VIII

Subject Code	15CV82	IA Marks	20
Number of Lecture Hours/Week	04	Exam Marks	80
Total Number of Lecture Hours	50	Exam Hours	03
CREDITS –04		**Total Marks- 100**	

Course objectives: This course will enable students to learn Design of Pre Stressed Concrete Elements

Modules	Teaching Hours	Revised Bloom's Taxonomy (RBT) Level
Module -1		
Introduction and Analysis of Members: Concept of Prestressing - Types of Prestressing - Advantages - Limitations –Prestressing systems - Anchoring devices - Materials - Mechanical Properties of high strength concrete - high strength steel - Stress-Strain curve for High strength concrete. Analysis of members at transfer - Stress concept - Comparison of behavior of reinforced concrete and prestressed concrete - Force concept - Load balancing concept - Kern point -Pressure line.	10 hours	L1,L2
Module -2		
Losses in Prestress, Loss of Prestress due to Elastic shortening, Friction, Anchorage slip, Creep of concrete, Shrinkage of concrete and Relaxation of steel - Total Loss. Deflection and Crack Width Calculations of Deflection due to gravity loads - Deflection due to prestressing force -Total deflection - Limits of deflection - Limits of span-to-effective depth ratio -Calculation of Crack Width - Limits of crack width.	10 Hours	L1,L2
Module -3		
Design of Sections for Flexure: Analysis of members at ultimate strength - Preliminary Design - Final Design for Type 1members	10 Hours	L1,L2,L3
Module -4		
Design for Shear: Analysis for shear - Components of shear resistance - Modes of Failure - Limit State of collapse for shear - Design of transverse reinforcement.	10 Hours	L1,L2,L3
Module -5		
Anchorage zone stresses and design of anchorages. **Composite Sections:** Types of composite construction - Analysis of composite sections - Deflection –Flexural and shear strength of composite sections.	10 Hours	L1,L2,L3

Course outcomes: After studying this course, students will be able to:

1. Understand the requirement of PSC members for present scenario.
2. Analyse the stresses encountered in PSC element during transfer and at working.
3. Understand the effectiveness of the design of PSC after studying losses
4. Capable of analyzing the PSC element and finding its efficiency.
5. Design PSC beam for different requirements.

Program Objectives:

Engineering knowledge
Problem analysis
Interpretation of data

Question paper pattern:

The question paper will have 5 modules comprising of ten questions. Each full question carrying 16 marks
There will be two full questions (with a maximum of three subdivisions, if necessary) from each module.
Each full question shall cover the topics as a module

The students shall answer five full questions, selecting one full question from each module. If more than one question is answered in modules, best answer will be considered for the award of marks limiting one full question answer in each module.

Text Books:

1. Krishna Raju, N. “Prestressed Concrete”, Tata McGraw Hill Publishing Company, New Delhi 2006
2. Krishna Raju. N., “Pre-stressed Concrete - Problems and Solutions”, CBS Publishers and Distributors, Pvt.Ltd., New Delhi.
3. Rajagopalan N, “Pre - stressed Concrete”, Narosa Publishing House, New Delhi

Reference Books:

1. Praveen Nagarajan, “Advanced Concrete Design”, Person
2. P. Dayaratnam, “Prestressed Concrete Structures”, Oxford & IBH-Pubs Company, Delhi, 5th Edition
3. Lin T Y and Burns N H, ‘Design of Pre - stressed Concrete Structures’ , John Wiley and Sons, New York
4. Pundit G S and Gupta S P, “Pre - stressed Concrete”, C B S Publishers, New Delhi
5. IS: 1343: Indian Standard code of practice for Prestressed concrete, BIS, New Delhi.
6. IS: 3370-Indian Standard code of practice for concrete structures for storage of liquids, BIS, New Delhi

Course Title: Earthquake Resistant Design of Structures
As per Choice Based Credit System (CBCS) scheme]
SEMESTER:VIII

Subject Code	15CV831	IA Marks	20
Number of Lecture Hours/Week	03	Exam Marks	80
Total Number of Lecture Hours	40	Exam Hours	03
	CREDITS –03	**Total Marks- 100**	

Course Objectives: This course will enable students to learn about

1. Fundamentals of engineering seismology
2. Irregularities in building which are detrimental to its earthquake performance
3. Different methods of computation seismic lateral forces for framed and masonry structures
4. Earthquake resistant design requirements for RCC and Masonry structures
5. Relevant clauses of IS codes of practice pertinent to earthquake resistant design of structures

Modules	Teaching Hours	Revised Bloom's Taxonomy (RBT) Level
Module -1		
Engineering Seismology: Terminologies (Focus, Focal depth, Epicenter, etc.); Causes of Earthquakes; Theory of plate tectonics; Types and characteristics faults; Classification of Earthquakes; Major past earthquakes and their consequences; Types and characteristics of seismic waves; Magnitude and intensity of earthquakes; local site effects; Earthquake ground motion characteristics: Amplitude, frequency and duration; Seismic zoning map of India; (Problems on computation of wave velocities. Location of epicenter, Magnitude of earthquake)	08 hours	L1,L2,L3
Module -2		
Response Spectrum: Basics of structural dynamics; Free and forced vibration of SDOF system; Effect of frequency of input motion and Resonance; Numerical evaluation of response of SDOF system (Linear acceleration method), Earthquake Response spectrum: Definition, construction, Characteristics and application; Elastic design spectrum.	08 Hours	L1,L2,L3
Module -3		
Seismic Performance of Buildings and Over View of IS-1893 (Part-1): Types of damages to building observed during past earthquakes; Plan irregularities; mass irregularity; stiffness irregularity; Concept of soft and weak storey; Torsional irregularity and its consequences; configuration problems; continuous load path; Architectural aspects of earthquake resistant buildings; Lateral load resistant systems. Seismic design philosophy; Structural modeling; Code based seismic design methods.	08 Hours	L1,L2,L3
Module -4		
Determination of Design Lateral Forces: Equivalent lateral force procedure and dynamic analysis procedure. Step by step procedures for seismic analysis of RC buildings using Equivalent static lateral force method and response spectrum methods (maximum of 4 storeys and without infill walls).	08 Hours	L2,L3,L4
Module -5		
Earthquake Resistant Analysis and Design of RC Buildings: Typical failures of RC frame structures, Ductility in Reinforced Concrete, Design of Ductile Reinforced Concrete Beams, Seismic Design of Ductile Reinforced Concrete column, Concept of weak beam-strong column, Detailing of Beam-Column Joints to enhance ductility, Detailing as per IS-13920. Retrofitting of RC buildings **Earthquake Resistant Design of Masonry Buildings:** Performance of Unreinforced, Reinforced, Infill Masonry Walls, Box Action, Lintel and sill Bands, elastic properties of structural masonry, lateral load analysis, Recommendations for Improving performance of Masonry Buildings during earthquakes; Retrofitting of Masonry buildings.	08 Hours	L2,L3,L4

Course outcomes: After studying this course, students will be able to:

1. Acquire basic knowledge of engineering seismology
2. Develop response spectra for a given earthquake time history and its implementation to estimate response of a given structure.
3. Understanding of causes and types of damages to civil engineering structures during different earthquake scenarios
4. Analyze multi-storied structures modeled as shear frames and determine lateral force distribution due to earthquake input motion using IS-1893 procedures.
5. Comprehend planning and design requirements of earthquake resistant features of RCC and Masonry structures thorough exposure to different IS-codes of practices.

Program Objectives:

Engineering knowledge
Problem analysis
Interpretation of data

Question paper pattern:

The question paper will have 5 modules comprising of ten questions. Each full question carrying 16 marks

There will be two full questions (with a maximum of three subdivisions, if necessary) from each module.

Each full question shall cover the topics as a module

The students shall answer five full questions, selecting one full question from each module. If more than one question is answered in modules, best answer will be considered for the award of marks limiting one full question answer in each module.

Text Books:

1. Pankaj Agarwal and Manish Shrikande, "Earthquake resistant design of structures", PHI India.
2. S.K. Duggal, "Earthquake Resistant Design of Structures", Oxford University Press
3. Anil K. Chopra, "Dynamics of Structures: Theory and Applications to Earthquake Engineering", Pearson Education, Inc.
4. T. K. Datta, "Seismic Analysis of Structures", John Wiley & Sons (Asia) Ltd.

Reference Books:

1. David Dowrick, "Earthquake resistant design and risk reduction", John Wiley and Sons Ltd.
2. C. V. R. Murty, Rupen Goswami, A. R. Vijayanarayanan & Vipul V. Mehta, "Some Concepts in Earthquake Behaviour of Buildings", Published by Gujarat State Disaster Management Authority, Government of Gujarat.
3. IS-13920 – 2016, Ductile Detailing of Reinforced Concrete Structures Subjected to Seismic Forces, BIS, New Delhi
4. IS-1893 – 2016, Indian Standard Criteria for Earthquake Resistant Design of Structures, Part-1, BIS, New Delhi
5. IS- 4326 – 2013, Earthquake Resistant Design and Construction of Buildings, BIS, New Delhi.
6. IS-13828 – 1993, Indian Standard Guidelines for Improving Earthquake Resistance of Low Strength Masonry Buildings, BIS, New Delhi.
7. IS-3935 – 1993, Repair and Seismic Strengthening of Buildings-Guidelines, BIS, New Delhi.

Course Title: Hydraulic Structures

[As per Choice Based Credit System (CBCS) scheme]

SEMESTER:VIII

Subject Code	15CV832	IA Marks	20
Number of Lecture Hours/Week	03	Exam Marks	80
Total Number of Lecture Hours	40	Exam Hours	03
	CREDITS – 03	**Total Marks-100**	

Course objectives: This course will enable students to;

1. Analyze and design gravity dams.
2. Find the cross-section of earth dam and estimate the seepage loss.
3. Design spillways and aprons for diversion works.
4. Design CD works and chose appropriate canal regulation works.

Modules	Teaching Hours	Revised Bloom's Taxonomy (RBT) Level
Module -1		
Gravity Dams: Introduction, forces acting on dam, cause of failure, design principles, principal and shear stresses. Elementary profile and practical profile of a gravity dam. Drainage galleries.	10 hours	L2, L3
Module -2		
Earth Dams: Introduction, causes of failure of earth dams, preliminary section, Determination of parametric line by Casagrande's method. Estimation of seepage.	7 Hours	L2, L3
Module -3		
Spillways: Types, Design of Ogee spillway, Upstream and downstream profiles, Energy dissipation devices. **Diversion Headworks:** Design of aprons- Bligh's and Koshla's theory, Simple Problems	10 Hours	L2, L3, L4
Module -4		
Cross Drainage Works: Introduction, Type of C.D works, Design considerations for C.D works. Transition formula design of protection works, Design of only aqueduct.	7 Hours	L2, L3
Module -5		
Canal Regulation Works: Introduction, Function of a regulator. **Canal falls:** Necessity and types. **Canal outlets:** Necessity and types.	6 Hours	L2, L3

Course outcomes: After studying this course, students will be able to:

1. Check the stability of gravity dams and design the dam.
2. Estimate the quantity of seepage through earth dams.
3. Design spillways and aprons for various diversion works.
4. Select particular type of canal regulation work for canal network.

Program Objectives:

Engineering knowledge

Problem analysis

Interpretation of data

Question paper pattern:

The question paper will have 5 modules comprising of ten questions. Each full question carrying 16 marks

The questions of one 16 marks can be set, wherever required.

There will be two full questions (with a maximum of three subdivisions) from each module.

Each full question shall cover the topics as a module

The students shall answer five full questions, selecting one full question from each module. If more than one question is answered in modules, best answer will be considered for the award of marks limiting one full question answer in each module.

Text Books:

1. S. K. Garg, "Irrigation Engineering and Hydraulic Structures", Khanna Publishers, New Delhi.
2. Punmia and PandeyLal, "Irrigation and Water Power Engineering" Lakshmi Publications, New Delhi.
3. K. R. Arora. "Irrigation, Water Power and Water Resources Engineering" Standard Publications, New Delhi.

Reference Books:

1. R. K. Sharma, "Text Book of Irrigation Engineering and Hydraulic Structures", Oxford and IBH, New Delhi.
2. P. N. Modi, "Irrigation, Water Resources and Water Power", Standard Book House, New Delhi.

Course Title: Pavement Design
As per Choice Based Credit System (CBCS) scheme]
SEMESTER:VIII

Subject Code	15CV833	IA Marks	20
Number of Lecture Hours/Week	03	Exam Marks	80
Total Number of Lecture Hours	40	Exam Hours	03
	CREDITS –03	**Total Marks- 100**	

Course objectives: This course will enable students to

1. Gain knowledge about the process of collecting data required for design, factors affecting pavement design, and maintenance of pavement.
2. Excel in the path of analysis of stress, strain and deflection in pavement.
3. Understand design concepts of flexible pavement by various methods (CBR, IRC 37-2001, Mcleods, Kansas) and also the same of rigid pavement by IRC 58-2002
4. Understand the various causes leading to failure of pavement and remedies for the same.
5. Develop skills to perform functional and structural evaluation of pavement by suitable methods.

Modules	Teaching Hours	Revised Bloom's Taxonomy (RBT) Level
Module -1		
Introduction: Desirable characteristics of pavement, Types and components, Difference between Highway pavement and Air field pavement, Design strategies of variables, Functions of sub grade, sub base, Base course, surface course, comparison between Rigid and flexible pavement Fundamentals of Design of Pavements: Stresses and deflections, Principle, Assumptions and Limitations of Boussinesq's theory, Burmister theory and problems on above	08 hours	L2, L3,L4
Module -2		
Design Factors: Design wheel load, contact pressure, Design life, Traffic factors, climatic factors, Road geometry, Subgrade strength and drainage, ESWL concept Determination of ESWL by equivalent deflection criteria, Stress criteria, EWL concept, and problems on above. Flexible pavement Design: Assumptions, Mcleod Method, Kansas method, CBR method, IRC Method (old), CSA method using IRC-37-2001, problems on above	08 Hours	L5,L6
Module -3		
Flexible Pavement Failures, Maintenance and Evaluation, Types of failures, Causes, Remedial/Maintenance measures in flexible pavements, Functional Evaluation by Visual inspection and unevenness measurements, Structural evaluation by Benkleman beam deflection method, Falling weight deflectometer, GPR method. Design factors for runway pavements, Design methods for Airfield pavement and problems on above	08 Hours	L4,L5
Module -4		
Stresses in Rigid Pavement : Types of stress, Analysis of Stresses, Westergaard's Analysis, Modified Westergaard equations, Critical stresses, Wheel load stresses, Warping stress, Frictional stress, combined stresses (using chart / equations), problems on above Design of Rigid Pavement: Design of CC pavement by IRC: 58-2002 for dual and Tandem axle load, Reinforcement in slabs, Design of Dowel bars, Design of Tie bars, Design factors for Runway pavements, Design methods for airfield pavements, problems of the above	08 Hours	L4,L5,L6
Module -5		
Rigid Pavement Failures, Maintenance and Evaluation: Types of failures, causes, remedial/maintenance measures in rigid pavements, Functional evaluation by Visual inspection and unevenness measurements, wheel load and its repetition, properties of subgrade, properties of concrete.External conditions, joints, Reinforcement, Requirements of joints, Types of joints, Expansion joint, contraction joint, warping joint, construction joint, longitudinal joint, Design of joints	08 Hours	L4,L5

Course outcomes: After studying this course, students will be able to:

1. Systematically generate and compile required data's for design of pavement (Highway & Airfield).
2. Analyze stress, strain and deflection by boussinesq's, burmister's and westergaard's theory.
3. Design rigid pavement and flexible pavement conforming to IRC58-2002 and IRC37-2001.
4. Evaluate the performance of the pavement and also develops maintenance statement based on site specific requirements.

Program Objectives:

Engineering knowledge
Problem analysis
Interpretation of data

Question paper pattern:

The question paper will have 5 modules comprising of ten questions. Each full question carrying 16 marks
There will be two full questions (with a maximum of three subdivisions, if necessary) from each module.
Each full question shall cover the topics as a module

The students shall answer five full questions, selecting one full question from each module. If more than one question is answered in modules, best answer will be considered for the award of marks limiting one full question answer in each module.

Text Books:

1. S K Khanna, C E G Justo, and A Veeraragavan, "Highway Engineering", Nem Chand & Brothers
2. L.R.Kadiyali and Dr.N.B.Lal, " Principles and Practices of Highway Engineering", Khanna publishers
3. Yang H. Huang , "Pavement Analysis and Design", University of Kentucky

Reference Books:

1. Yoder & wit zorac , "Principles of pavement design", John Wiley & Sons.
2. Subha Rao, "Principles of Pavement Design".
3. R Srinivasa Kumar, "Pavement Design" , University Press.
4. Relevant recent IRC codes

Course Title: Advanced Foundation Design
As per Choice Based Credit System (CBCS) scheme]
SEMESTER:VIII

Subject Code	15CV834	IA Marks	20
Number of Lecture Hours/Week	03	Exam Marks	80
Total Number of Lecture Hours	40	Exam Hours	03
	CREDITS –03	**Total Marks- 100**	

Course objectives: This course will enable students to

1. Gain knowledge of about advanced topics of foundation design and analyses, supplementing their comprehensive knowledge acquired in basic foundation engineering course (15CV53)
2. Develop profound understanding of shallow and deep foundation analyses
3. Develop understanding of choice of foundation design parameters
4. Learn about cause and effect of dynamic loads on foundation

Modules	Teaching Hours	Revised Bloom's Taxonomy (RBT) Level
Module -1		
General bearing capacity equation – Terzaghi's, Brinch Hansen's and Mayerhof's analyses, bearing capacity of footings according to BIS, eccentrically loaded footing, footing on layered soil, Settlement of shallow Foundations: Immediate, consolidation, & differential settlements. Principles of design of footing, Proportioning of footings for equal settlement.	08 hours	L1,L2
Module -2		
Design of combined footings by Rigid method, Combined footings (rectangular & trapezoidal), strap footings. Types of rafts, bearing capacity & settlements of raft foundation, Design of raft foundation – Conventional rigid method, Elastic methods, Coefficient of sub-grade reaction, IS code (IS-2950) procedure	08 Hours	L2,L3
Module -3		
Introduction Necessity of pile foundations, Classification, Load bearing capacity of single pile by Static formula, Dynamic formula, Pile load test and Penetration tests. Introduction, Pile groups, group action of piles in sand and clay, group efficiency of piles, settlement of piles, negative skin friction, laterally loaded piles and under reamed piles.	08 Hours	L1,L2,L3
Module -4		
Well Foundations: Introduction, Different shapes and characteristics of wells. Components of well foundation. Forces acting on well foundation. Sinking of wells. Causes and remedies of tilts and shifts. Drilled Piers & Caissons: Introduction, construction, advantages and disadvantages of drilled piers. Design of open, pneumatic and floating caissons. Advantages and disadvantages of floating caissons.	08 Hours	L1,L2,L3
Module -5		
Machine Foundations: Introduction, free and forced vibrations, Types of Machine foundations, degrees of freedom of a block foundation, general criteria for design of machine foundation, vibration analysis of a machine foundation, determination of natural frequency, vibration isolation and control.	08 Hours	L1,L2,L3

Course outcomes: After studying this course, students will be able to:

1. Estimate the size of isolated and combined foundations to satisfy bearing capacity and settlement criteria.
2. Estimate the load carrying capacity and settlement of single piles and pile groups including laterally loaded piles
3. Understand the basics of analysis and design principles of well foundation, drilled piers and caissons
4. Understand basics of analysis and design principles of machine foundations

Program Objectives:

Engineering knowledge
Problem analysis
Interpretation of data

Question paper pattern:

The question paper will have 5 modules comprising of ten questions. Each full question carrying 16 marks

There will be two full questions (with a maximum of three subdivisions, if necessary) from each module.

Each full question shall cover the topics as a module

The students shall answer five full questions, selecting one full question from each module. If more than one question is answered in modules, best answer will be considered for the award of marks limiting one full question answer in each module.

Text Books:

Punmia B.C., "Soil Mechanics and Foundation Engineering", Laxmi Publications Co., India

Donald P. Coduto, "Geotechnical Engineering Principles & Practices", Prentice-hall of India Ltd, India

Murthy V.N.S., "Geotechnical Engineering: Principles and Practices of Soil Mechanics and Foundation Engineering", CRC Press, New York.

Reference Books:

Bowles J.E., "Foundation Analysis and Design", McGraw Hill Pub. Co. New York.

Swami Saran, "Analysis and Design of Substructures", Oxford & IBH Pub. Co. Pvt. Ltd., India

R.B. Peck, W.E. Hanson & T.H. Thornburn, "Foundation Engineering", Wiley Eastern Ltd., India

Braja, M. Das, "Principles of Geotechnical Engineering", Cengage Learning, India

Bureau of Indian Standards: IS-1904, IS-6403, IS-8009, IS-2950, IS-2911 and all other relevant codes.

Course Title: Internship /Professional Practice

As per Choice Based Credit System (CBCS) scheme]

SEMESTER:VIII

Subject Code	15CV84	IA Marks	50
Number of Lecture Hours/Week	Industry Oriented	Exam Marks	50
Total Number of Lecture Hours	Industry Oriented	Exam Hours	03
	CREDITS –02	**Total Marks- 100**	

Course objectives: This course will enable students to get the field exposure and experience

Note: Internship /Professional Practice:

1. This shall be carried out by students in industry set-up related to the construction/ materials testing laboratories/research organizations/project management consulting firms/QS and QA organizations/ planning and design offices/Professional organisations like ACCE/ICI/INSTRUCT/RMCMA/QCI, PMI, CIDC etc. and other avenues related to the civil engineering domain in consultation and approval of internship guide/HOD /internship committees of the institutions.
2. The professional certification programs like ACCE(I)- SMP, ICI-BMTPC certifications, NSTRUCT-certifications, CIDC certifications, RMC-QCI's RMCPCS Certification Programs, RMCMA-NRMCA'S Concrete Technologist India(CTI) programs and such similar programs by professional bodies with adequate industry exposures at sites/RMC plants can be considered as Internship /Professional Practice with due approvals from the guide/HOD /internship committees of the institutions
3. The industry/organisation should issue certificates of internship offer and its completion. The offer letter should clearly have the nature of work to be done by the student and the supervisor's name and duration of internship.
4. The student shall make a midterm and final presentation of the activities undertaken during the first 6 weeks and at the end of 12th week of internship respectively, to a panel comprising internship guide, a senior faculty from the department and head of the department. Each student should submit the internship report at the end of semester with internship certificate.
5. Viva-Voce examination shall be conducted by a panel of examiners consisting of internship supervisor from industry or industry professional approved by university and internship guide from the institute.
6. The College shall facilitate and monitor the student internship program.
7. The internship should be completed during vacation after VI and VII semesters.

VISVESVARAYA TECHNOLOGICAL UNIVERSITY, BELGAUM
CHOICE BASED CREDIT SYSTEM (CBCS)
SCHEME OF TEACHING AND EXAMINATION 2015-2016

I SEMESTER B.E./B.TECH.

CHEMISTRY GROUP

Sl. No.	Subject Code	Subject		Teaching Department	Board	Theory /Lab/ Drawing (Hrs/ Week)	Examination Marks			Credits
							Th./Pr.	I.A.	Total	
1	15MAT11	Engineering Maths-I	BS	Maths	Basic Sc.	4 (T)	80	20	100	4
2	15CHE12	Engineering Chemistry	BS	Chemistry	Basic Sc.	4 (T)	80	20	100	4
3	15PCD13	Programming in C & Data Structures	ES	Any Engineering Department	CSE	4 (T)	80	20	100	4
4	15CED14	Computer Aided Engineering Drawing	ES	Mech./IP/Auto/ Mfg.Engg./ IEM	Mech. Engg.	6 (2I+ 4P)	80	20	100	4
5	15ELN15	Basic Electronics	ES	E & C / E & E / TC / IT	E & C	4 (T)	80	20	100	4
6	15CPL16	Computer Programming Lab	ES	Any Engineering Department	CSE	3(2 hrs lab+ 1 hr Tutorial)	80	20	100	2
7	15CHEL17	Engg. Chemistry Lab	BS	Chemistry	Basic Sci.	3(2 hrs lab+ 1 hr Tutorial)	80	20	100	2
8	15CIV18	Environmental Studies	MNC	Civil / Environmental	Civil	2 (Tutorial)	40	10	50	--
9		Language (Eng.)	Mandatory Learning	Humanities		1 (T)	-	-	-	--
					Total	31	600	150	750	24

Note: The Subjects Kannada and English are Audit Courses

VISVESVARAYA TECHNOLOGICAL UNIVERSITY, BELGAUM
CHOICE BASED CREDIT SYSTEM (CBCS)
SCHEME OF TEACHING AND EXAMINATION 2015-2016

II SEMESTER B.E./B.TECH.

CHEMISTRY GROUP

Sl. No.	Subject Code	Subject		Teaching Department	Board	Theory /Lab/ Drawing (Hrs/ Week)	Examination Marks			Credits
							Th./Pr.	I.A.	Total	
1	15MAT21	Engineering Maths-II	BS	Maths	Basic Sc.	4 (T)	80	20	100	4
2	15CHE22	Engineering Chemistry	BS	Chemistry	Basic Sc.	4 (T)	80	20	100	4
3	15PCD23	Programming in C & Data Structures	ES	Any Engineering Department	CSE	4 (T)	80	20	100	4
4	15CED24	Computer Aided Engineering Drawing	ES	Mech./IP/Auto/ Mfg.Engg./ IEM	Mech. Engg.	6 (2I+ 4P)	80	20	100	4
5	15ELN25	Basic Electronics	ES	E & C / E & E / TC / IT	E & C	4 (T)	80	20	100	4
6	15CPL26	Computer Programming Lab	ES	Any Engineering Department	CSE	3(2 hrs lab+ 1 hr Tutorial)	80	20	100	2
7	15CHEL27	Engg. Chemistry Lab	BS	Chemistry	Basic Sc.	3(2 hrs lab+ 1 hr Tutorial)	80	20	100	2
8	15CIV28	Environmental Studies	MNC	Civil / Environmental	Civil	2 (Tutorial)	40	10	50	--
9		Language (Eng.)	Mandatory Learning	Humanities		1 (T)	-	-	-	--
					Total	31	600	150	750	24

Note: The Subjects Kannada and English are Audit Courses

BASIC ELECTRICAL ENGINEERING

[As per Choice Based Credit System (CBCS) scheme]
(Effective from the academic year 2015 -2016)
SEMESTER - I/II

Subject Code	15ELE15/15ELE25	IA Marks	20
Number of Lecture Hours/Week	04	Exam Marks	80
Total Number of Lecture Hours	50	Exam Hours	03

Credits - 04

Course objectives:

- Impart a basic knowledge of electrical quantities such as current, voltage, power, energy and frequency to understand the impact of technology in a global and societal context.
- Provide working knowledge for the analysis of basic DC and AC circuits used in electrical and electronic devices.
- Develop selection skill to identify the type of generators or motors required for particular application.
- Highlight the importance of transformers in transmission and distribution of electric power.
- Emphasize the effects of electric shock and precautionary measures.
- Improve the ability to function on multi-disciplinary teams.

Module -1	**Teaching Hours**
D C circuits: Ohm's Law and Kirchhoff's Laws, analysis of series, parallel and series- parallel circuits excited by independent voltage sources. Power and Energy. Illustrative examples.	**5 Hours**
Electromagnetism: Review of field around a conductor and coil, magnetic flux and flux density, magnetomotive force and magnetic field intensity, reluctance and permeability, definition of magnetic circuit and basic analogy between electric and magnetic circuits. (These topics are not to be considered for setting the examination questions). **Electromagnetic induction:** Definition of Electromagnetic Induction, Faradays Laws, Fleming's right hand rule, Lenz's Law, Statically and dynamically induced emf. Self-inductance, mutual inductance and coefficient of coupling. Energy stored in magnetic field. Illustrative examples. Force on current carrying conductor placed in a magnetic field, Fleming's left hand rule.	**5Hours**

Module -2	
DC Machines: Working principle of DC machine as a generator and a motor. Types and constructional features. Types of armature windings, Emf equation of generator, relation between induced emf and terminal voltage with a mention of brush contact drop and drop due to armature reaction. Illustrative examples, neglecting armature reaction. Operation of DC motor, back emf, torque equation. Types of DC motors, characteristics and applications. Significance of back emf. Necessity of a starter for DC motor. Illustrative examples on back emf and torque.	**7 Hours**
Measuring Instruments: Construction and Principle of operation of dynamometer type wattmeterand single phase induction type energy meter.	**3 Hours**
Module - 3	
Single-phase AC circuits: Generation of sinusoidal voltage, frequency of generated voltage, definition and numerical values of average value, root mean square value, form factor and peak factor of sinusoidally varying quantities, phasor representation of alternating quantities. Analysis, with phasor diagrams, of R, L, C, R-L, R-C and R-L-C circuits and, parallel and series- parallel circuits. Real power, reactive power, apparent power and power factor. Illustrative examples.	**7 Hours**
Domestic wiring: Service mains, meter board and distribution board. Brief discussion on concealed conduit wiring. Two-way and three-way control. Elementary discussion on Circuit protective devices: fuse and Miniature Circuit Breaker (MCB's). Electric shock, precautions against shock, Objectives of Earthing, types of earthing; pipe and plate earthing, Residual current circuit breaker (RCCB).	**3 Hours**
Module-4	
Three Phase Circuits: Necessity and advantages of three phase systems, generation of three phase power. Definition of Phase sequence, balanced supply and balanced load. Relationship between line and phase values of balanced star and delta connections. Power in balanced three-phase circuits, measurement of power by two-wattmeter method. Determination power factor using wattmeter readings. Illustrative examples.	**6 Hours**

Three PhaseSynchronous Generators: Principle of operation, Types and constructional features, Advantages of rotating field type alternator, Synchronous speed, Frequency of generated voltage, Emf equation. Concept of winding factor (excluding the derivation of distribution and pitch factors). Illustrative examples on calculation of distribution factor, pitch factor and emf equation.	**4 Hours**
Module-5	
Single Phase Transformers: Necessity of transformer, Principle of operation and construction of single-phase transformers (core and shell types). Emf equation, losses, variation losses with respect to load, efficiency, Condition for maximum efficiency, Voltage regulation and its significance (Open Circuit and Short circuit tests, equivalent circuit and phasor diagrams are excluded). Illustrative problems on emf equation and efficiency only.	**6 Hours**
Three Phase Induction Motors: Principle of operation, Concept and production of rotating magnetic field, Synchronous speed, rotor speed, Slip, Frequency of the rotor induced emf, Types and Constructional features. Slip and its significance. Applications of squirrel - cage and slip - ring motors. Necessity of a starter, starting of motor using stars-delta starter. Illustrative examples on slip calculations.	**4 Hours**
Course outcomes: After the completion of the course, the student should be able • To predict the behaviour of electrical and magnetic circuits. • Select the type of generator / motor required for a particular application. • Realize the requirement of transformers in transmission and distribution of electric power and other applications. • Practice Electrical Safety Rules & standards. • To function on multi-disciplinary teams.	
Question paper pattern: • The question paper will have ten questions. • Each full Question consisting of 16 marks • There will be **2** full questions(with a **maximum** of **four** sub questions) from	

each module.

- Each full question will have sub questions covering all the topics under a module.
- The students will have to answer **5** full questions, selecting one full question from each module.

Text Books				
1	Basic Electrical Engineering	D. C. Kulshreshtha	TMH	1st Edition, Revised
2	Electrical Technology	Edward Hughes	Pearson	10th Edition, 2014
	ReferenceBooks			
3	Fundamentals of Electrical Engineering	Rajendra Prasad	PHI	Third Edition 2014
4	Basic Electrical Engineering	AbhijitChakrabarti, Chandan Kumar Chanda, Sudiptanath	TMH,	1st Edition 2010
5	Fundamentals of Electrical Engineering and Electronics	B. L. Theraja	S. Chand & Company Ltd	Reprint Edition 2013

BASIC ELECTRONICS

[As per Choice Based Credit System (CBCS) scheme]
(Effective from the academic year 2015 -2016)
SEMESTER - I/II

Subject Code	15ELN15 / 15ELN25	IA Marks	20
Number of Lecture Hours/Week	04	Exam Marks	80
Total Number of Lecture Hours	50	Exam Hours	03

CREDITS - 04

Course objectives:
The course objective is to make students of all the branches of Engineering to understand the efficacy of Electronic principles which are pervasive in engineering applications

Module -1	**Teaching Hours**
Semiconductor Diodes and Applications (Text-1)**:** p-n junction diode, Characteristics and Parameters, Diode approximations, DC load line analysis, Half-wave rectifier, Two-diode Full-wave rectifier, Bridge rectifier, Capacitor filter circuit (only qualitative approch), Zener diode voltage regulators: Regulator circuit with no load, Loaded Regulator. Numerical examples as applicable.	**06 Hours**
Bipolar Junction Transistors: BJT operation, BJT Voltages and Currents, BJT amplification, Common Base, Common Emitter and Common Collector Characteristics, Numerical examples as applicable.	**04 Hours**
Module -2	
BJT Biasing (Text-1): DC Load line and Bias Point, Base Bias, Voltage divider Bias, Numerical examples as applicable.	**04 Hours**
Introduction to Operational Amplifiers (Text-2)**:** Ideal OPAMP, Inverting and Non Inverting OPAMP circuits, OPAMP applications: voltage follower, addition, subtraction, integration, differentiation; Numerical examples as applicable.	**06 Hours**

Module – 3	
Digital Electronics (Text-2): Introduction, Switching and Logic Levels, Digital Waveform (Sections 9.1to 9.3). Number Systems: Decimal Number System, Binary Number System, Converting Decimal to Binary, Hexadecimal Number System: Converting Binary to Hexadecimal, Hexadecimal to Binary, Converting Hexadecimal to Decimal, Converting Decimal to Hexadecimal, Octal Numbers: Binary to Octal Conversion. Complement of Binary Numbers. Boolean Algebra Theorems, De Morgan's theorem. Digital Circuits: Logic gates, NOT Gate, AND Gate, OR Gate, XOR Gate, NAND Gate, NOR Gate, X-NOR Gate. Algebraic Simplification, NAND and NOR Implementation (Sections 11.7 and 11.8): NAND Implementation, NOR Implementation. Half adder, Full adder.	**10 Hours**
Module-4	
Flip-Flops (Text-2)**:** Introduction to Flip-Flops (Section 12.1), NAND Gate Latch/ NOR Gate Latch, RS Flip-Flop, Gated Flip-Flops: Clocked RS Flip-Flop (Sections 12.3 to 12.5). **Microcontrollers** (Ref.1)**:** Introduction to Microcontrollers, 8051 Microcontroller Architecture and an example of Microcontroller based stepper motor control system (only Block Diagram approach).	**05 Hours** **05 Hours**
Module-5	
Communication Systems (Text-2): Introduction, Elements of Communication Systems, Modulation: Amplitude Modulation, Spectrum Power, AM Detection (Demodulation), Frequency and Phase Modulation. Amplitude and Frequency Modulation: A comparison. **Transducers (**Text-2)**:** Introduction, Passive Electrical Transducers, Resistive Transducers, Resistance Thermometers, Thermistor. Linear Variable Differential Transformer (LVDT). Active Electrical Transducers, Piezoelectric Transducer, Photoelectric Transducer.	**06 Hours** **04 Hours**

Course outcomes:

After studying this course, students will be able to:

- Appreciate the significance of electronics in different applications,
- Understand the applications of diode in rectifiers, filter circuits and wave shaping,
- Apply the concept of diode in rectifiers, filters circuits
- Design simple circuits like amplifiers (inverting and non inverting), comparators, adders, integrator and differentiator using OPAMPS,
- Compile the different building blocks in digital electronics using logic gates and implement simple logic function using basic universal gates, and
- Understand the functioning of a communication system, and different modulation technologies, and
- Understand the basic principles of different types of Transuducers.

Question paper pattern:

- The question paper will have ten questions.
- Each full Question consisting of 16 marks
- There will be **2** full questions(with a **maximum** of **four** sub questions) from each module.
- Each full question will have sub questions covering all the topics under a module.
- The students will have to answer **5** full questions, selecting one full question from each module.

Text Books:

1. David A. Bell, **"Electronic Devices and Circuits"**, Oxford University Press, 5th Edition, 2008.
2. D.P. Kothari, I. J. Nagrath, **"Basic Electronics"**, McGraw Hill Education (India) Private Limited, 2014.

Reference Books: MuhammadAli Mazidi, **"The 8051 Microcontroller and Embedded. Systems. Using Assembly and C."** Second Edition, 2011, Pearson India.

COMPUTER AIDED ENGINEERING DRAWING

[As per Choice Based Credit System (CBCS) scheme]

(Effective from the academic year 2015 -2016)

SEMESTER - I/II

Subject Code	15CED14/15CED24	IA Marks	20
Number of Lecture Hours/Week	6 (2T + 4L)	Exam Marks	80
Total Number of Lecture Hours	84	Exam Hours	03

CREDITS - 04

Course objectives:

Engineering drawing is an important tool for all Engineers and for many others professionals. It is the language of Engineers. Engineering Drawing communicates all needed information from the engineer who designed a part to the workers who will manufacture it.

The aim of the subject is to equip students with the fundamentals of Computer Aided Engineering Drawing and to further the ability to communicate information by graphical means.

Module -1	**Teaching Hours**

Introduction to Computer Aided Sketching Introduction, Drawing Instruments and their uses, BIS conventions, Lettering, Dimensioning and free hand practicing. Computer screen, layout of the software, standard tool bar/menus and description of most commonly used tool bars, navigational tools. Co-ordinate system and reference planes. of HP, VP, RPP & LPP. of 2D/3D environment. Selection of drawing size and scale. Commands and creation of Lines, Co-ordinate points, axes, poly-lines, square, rectangle, polygons, splines, circles, ellipse, text, move, copy, off-set, mirror, rotate, trim, extend, break, chamfer, fillet, curves, constraints viz. tangency, parallelism, inclination and perpendicularity. Dimensioning, line conventions, material conventions and lettering.	**06 Hours**
Module -2	**Teaching Hours**
Orthographic projections Introduction, Definitions - Planes of projection, reference line and conventions employed, Projections of points in all the four quadrants, Projections of straight lines (located in First quadrant/first angle only), True and apparent lengths, True and apparent inclinations to reference planes (No application problems). Orthographic Projections of Plane Surfaces (First Angle Projection Only) Introduction, Definitions–projections of plane surfaces–triangle, square, rectangle, rhombus, pentagon, hexagon and circle, planes in different positions by change of position method only (No problems on punched plates and composite plates).	**20Hours**
Module-3	

Projections of Solids (First angle Projection only) Introduction, Definitions – Projections of right regular tetrahedron, hexahedron (cube), prisms, pyramids, cylinders and cones in different positions (No problems on octahedrons and combination solid).	**28 Hours**
Module-4	
Sections And Development of Lateral Surfaces of Solids Introduction, Section planes, Sections, Section views, Sectional views, Apparent shapes and True shapes of Sections of right regular prisms, pyramids, cylinders and cones resting with base on HP. (No problems on sections of solids) Development of lateral surfaces of above solids, their frustums and truncations. (No problems on lateral surfaces of trays, tetrahedrons, spheres and transition pieces).	**15Hours**
Module-5	
Isometric Projection (Using Isometric Scale Only) Introduction, Isometric scale, Isometric projection of simple plane figures, Isometric projection of tetrahedron, hexahedron(cube), right regular prisms, pyramids, cylinders, cones, spheres, cut spheres and combination of solids (Maximum of three solids).	15 Hours
Course outcomes: After studying this course, 1. Students will be able to demonstrate the usage of CAD software. 2. Students will be able to visualize and draw Orthographic projections, Sections of solids and Isometric views of solids. 3. Students are evaluated for their ability in applying various concepts to solve practical problems related to engineering drawing.	

Question paper pattern:

1. Module -1 is only for practice and Internal Assessment and not for examination.
2. Question paper for each batch of students will be sent online by VTU and has to be downloaded before the commencement of Examination of each batch. The answer sheets will have to be jointly evaluated by the Internal & External examiners.
3. A maximum of **THREE** questions will be set as per the following pattern *(No mixing of questions from different Modules).*

Q. No.	From Chapters	Marks Allotted
1	Module 2(Choice between (Points+Lines or Planes)	25
2	Module 3	30
3	Module 4 or Module 5	25
Total		80

Q. No.	Solutions and Sketching in the Graph Book	Computer Display and Printout	Total Marks
1	10	15	25
2	12	18	30
3	13	12	25
Total Marks	35	45	80

Students have to submit the computer printouts and the sketches drawn on the graph sheets at the end of the examination. Both Internal & External examiners have to jointly evaluate the solutions (sketches) and computer display & printouts of each student for 80 marks (35 marks for solutions & sketches + 45 marks for computer display and printouts) and submit the marks list along with the solution (sketches) on graph sheets & computer printouts in separate covers.

4. Each batch must consist of a minimum of 10 students and a maximum of 12 students.
5. Examination can be conducted in parallel batches, if necessary.

Text Books:

1) **Engineering Drawing** - N.D. Bhatt & V.M. Panchal, 48th edition, 2005- Charotar Publishing House, Gujarat.

2) "**Computer Aided Engineering Drawing**" by Dr. M H Annaiah, Dr C N Chandrappa and Dr B Sudheer Premkumar Fifth edition, New Age International Publishers.

Reference Books:

1) Computer Aided Engineering Drawing - S. Trymbaka Murthy, - I.K. International Publishing House Pvt. Ltd., New Delhi, 3rd revised edition- 2006.

2) Engineering Graphics - K.R. Gopalakrishna, 32nd edition, 2005- Subash Publishers Bangalore.

3) Fundamentals of Engineering Drawing with an Introduction to Interactive Computer Graphics for Design and Production- Luzadder Warren J., Duff John M., Eastern Economy Edition, 2005- Prentice-Hall of India Pvt. Ltd., New Delhi.

4) A Primer on Computer Aided Engineering Drawing-2006, Published by VTU, Belgaum.

COMPUTER PROGRAMMING LABORATORY
[As per Choice Based Credit System (CBCS) scheme]
(Effective from the academic year 2015 -2016)
SEMESTER - I/II

Laboratory Code	**15CPL 16 / 15CPL26**	IA Marks	20
Number of Lecture Hours/Week	01Hr Tutorial (Instructions) + 02 Hours Laboratory	Exam Marks	80
Total Number of Lecture Hours	48	Exam Hours	03

CREDITS - 02

Course objectives: To provide basic principles C programming language. To provide design & develop of C programming skills. To provide practical exposures like designing flowcharts, algorithms, how to debug programs etc**.**

Descriptions (if any):

Demonstration of Personal Computer and its Accessories: **Demonstration and Explanation on Disassembly and Assembly of a Personal Computer by the faculty-in-charge. Students have to prepare a write-up on the same and include it in the Lab record and evaluated.**

Laboratory Session-1: Write-up on Functional block diagram of Computer, CPU, Buses, Mother Board, Chip sets, Operating System & types of OS, Basics of Networking & Topology and NIC.

Laboratory Session-2: Write-up on RAM, SDRAM, FLASH memory, Hard disks, Optical media, CD-ROM/R/RW, DVDs, Flash drives, Keyboard, Mouse, Printers and Plotters. Introduction to flowchart, algorithm and pseudo code.

***Note: These* TWO Laboratory sessions** are used to fill the gap between theory classes and practical sessions. Both sessions are to be evaluated as lab experiments.

Laboratory Experiments:

Implement the following programs with WINDOWS / LINUX platform using appropriate C compiler.

1. Design and develop a flowchart or an algorithm that takes three coefficients (***a***, ***b***, and ***c***) of a Quadratic equation ($ax^2+bx+c=0$) as input and compute all possible roots. Implement a C program for the developed flowchart/algorithm and execute the same to output the possible roots for a given set of coefficients with appropriate messages.

2. Design and develop an algorithm to find the ***reverse*** of an integer number **NUM** and check whether it is PALINDROME or NOT. Implement a C program for the developed algorithm that takes an integer number as input and output the reverse of the same with suitable messages. Ex: Num: **2014**, Reverse: **4102**, Not a Palindrome

3. 3a. Design and develop a flowchart to find the square root of a given number ***N***. Implement a C program for the same and execute for all possible inputs with appropriate messages. Note: **Don't use library function *sqrt(n)*.**

   3b. Design and develop a C program to read a ***year*** as an input and find whether it is ***leap year*** or not. Also consider end of the centuries.

4. Design and develop an algorithm to evaluate polynomial $\mathbf{f(x) = a_4x^4 + a_3x^3 + a_2x^2 + a_1x + a_0}$, for a given value of ***x*** and its coefficients using Horner's method. Implement a C program for the same and execute the program with different set of values of coefficients and ***x.***

5. Draw the flowchart and Write a C Program to compute **Sin(x)** using Taylor series approximation given by $\mathbf{Sin(x) = x - (x^3/3!) + (x^5/5!) - (x^7/7!) + \ldots\ldots}$
   Compare your result with the built- in Library function. Print both the results with appropriate messages.

6. Develop an algorithm, implement and execute a C program that reads ***N*** integer numbers and arrange them in ascending order using ***Bubble Sort***.

7. Develop, implement and execute a C program that reads two matrices ***A*** (**m x n**) and ***B*** (**p x q**) and Compute product of matrices ***A*** and ***B***. Read matrix ***A*** and matrix ***B*** in row major order and in column major order respectively. Print both the input matrices and resultant matrix with suitable headings and output should be in matrix format only. Program must check the compatibility of orders of the matrices for multiplication. Report appropriate message in case of incompatibility.

8. Develop, implement and execute a C program to search a Name in a list of names using ***Binary searching*** Technique.

9. Write and execute a C program that

i. Implements string copy operation ***STRCOPY***(str1,str2) that copies a string *str1* to another string *str2* without using library function.

ii. Read a *sentence* and print frequency of vowels and total count of consonants.

10.

a. Design and develop a C function ***RightShift****(x ,n)* that takes two integers *x* and *n* as input and returns value of the integer *x* rotated to the right by *n* positions. Assume the integers are unsigned. Write a C program that invokes this function with different values for *x* and *n* and tabulate the results with suitable headings.

b. Design and develop a C function ***isprime***(num) that accepts an integer argument and returns 1 if the argument is prime, a 0 otherwise. Write a C program that invokes this function to generate prime numbers between the given range.

11. Draw the flowchart and write a ***recursive*** **C** function to find the factorial of a number, ***n*!**, defined by *fact*(*n*)=1, if *n*=0. Otherwise *fact*(*n*)=*n***fact*(*n*-1). Using this function, write a C program to compute the binomial coefficient ${}_nC_r$. Tabulate the results for different values of ***n*** and ***r*** with suitable messages.

12. Given two university information files "**studentname.txt**" and "**usn.txt**" that contains students Name and USN respectively. Write a C program to create a new file called "**output.txt**" and copy the content of files "studentname.txt" and "usn.txt" into output file in the sequence shown below . Display the contents of output file "output.txt" on to the screen.

Student Name	USN
Name 1	USN1
Name 2	USN2
….	….
….	….

Heading

13. Write a C program to maintain a record of **n** student details using an array of structures with four fields (Roll number, Name, Marks, and Grade). Assume appropriate data type for each field. Print the marks of the student, given the student name as input.

14. Write a C program using pointers to compute the sum, mean and standard deviation of all elements stored in an array of **n** real numbers.

Course outcomes:

- **Gaining Knowledge on various parts of a computer.**
- **Able to draw flowcharts and write algorithms**
- **Able design and development of C problem solving skills.**
- **Able design and develop modular programming skills.**
- **Able to trace and debug a program**

Conduction of Practical Examination:

1. All laboratory experiments (nos) are to be included for practical examination.
2. Students are allowed to pick one experiment from the lot.
3. Strictly follow the instructions as printed on the cover page of answer script for breakup of marks
4. **Change of experiment is allowed only once and 15% Marks allotted to the procedure part to be made zero.**

CONSTITUTION OF INDIA, PROFESSIONAL ETHICS & HUMAN RIGHTS

Subject Code	15CPH18/15CPH28	IA Marks	10
Number of Lecture Hours/Week	02	Exam Marks	40
Total Number of Lecture Hours	25	Exam Hours	02

Course objectives:

1. To provide basic information about Indian constitution.
2. To identify individual role and ethical responsibility towards society.
3. To understand human rights and its implications

Module 1

Introduction to the Constitution of India, The Making of the Constitution and Salient features of the Constitution. **2 Hours**

Preamble to the Indian Constitution Fundamental Rights & its limitations. **3 Hours**

Module 2

Directive Principles of State Policy & Relevance of Directive Principles State Policy Fundamental Duties. **2 Hours**

Union Executives – President, Prime Minister Parliament Supreme Court of India. **3 Hours**

Module 3

State Executives – Governor Chief Minister, State Legislature High Court of State. **2 Hours**

Electoral Process in India, Amendment Procedures, 42nd, 44th, 74th, 76th, 86th &91st Amendments. **3 Hours**

Module 4

Special Provision for SC & ST Special Provision for Women, Children & Backward Classes Emergency Provisions. Human Rights –Meaning and Definitions, Legislation Specific Themes in Human Rights- Working of National Human Rights Commission in India **3 Hours**

Powers and functions of Municipalities, Panchyats and Co - Operative Societies. **2 Hours**

Module 5

Scope & Aims of Engineering Ethics, Responsibility of Engineers Impediments to Responsibility. **2 Hours**

Risks, Safety and liability of Engineers, Honesty, Integrity & Reliability in Engineering. **3 Hours**

Course outcomes:

After study of the course, the students are able to

- Have general knowledge and legal literacy and thereby to take up competitive examinations
- Understand state and central policies, fundamental duties
- Understand Electoral Process, special provisions
- Understand powers and functions of Municipalities, Panchayats and Co-operative Societies, and
- Understand Engineering ethics and responsibilities of Engineers.
- Have an awareness about basic human rights in India

Text Books:

1. Durga Das Basu: **"Introduction to the Constitution on India",** (Students Edn.) Prentice –Hall EEE, 19th / 20th Edn., 2001
2. Charles E. Haries, Michael S Pritchard and Michael J. Robins **"Engineering Ethics"** Thompson Asia, 2003-08-05.

Reference Books:

1. M.V.Pylee, "An Introduction to Constitution of India", Vikas Publishing, 2002.
2. M.Govindarajan, S.Natarajan, V.S.Senthilkumar, **"Engineering Ethics",** Prentice –Hall of India Pvt. Ltd. New Delhi, 2004
3. Brij Kishore Sharma,**"Introduction to the Constitution of India"**, PHI Learning Pvt. Ltd., New Delhi, 2011.
4. Latest Publications of Indian Institute of Human Rights, New Delhi.

* * * * * *

ELEMENTS OF CIVIL ENGINEERING AND MECHANICS

[As per Choice Based Credit System (CBCS) scheme]
(Effective from the academic year 2015 -2016)
SEMESTER - I/II

Subject Code	15CIV13/23	IA Marks	20
Number of Lecture Hours/Week	04	Exam Marks	80
Total Number of Lecture Hours	50	Exam Hours	03

CREDITS - 04

COURSE OBJECTIVES:

The objectives of this course is to make students to learn basics of Civil Engineering concepts and infrastructure development, solve problems involving Forces, loads and Moments and know their applications in allied subjects. It is a pre-requisite for several courses involving Forces, Moments, Centroids, Moment of inertia and Kinematics.

Particulars	**Hours**
Module 1: Introduction to Civil Engineering &Engineering Mechanics	**10**
Introduction to Civil Engineering Scope of different fields of Civil Engineering - Surveying, Building Materials, Construction Technology, Geotechnical Engineering, Structural Engineering, Hydraulics, WaterResources and Irrigation Engineering, Transportation Engineering, Environmental Engineering.	01
Infrastructure: Types of infrastructure, Role of Civil Engineer in theInfrastructural Development, Effect of the infrastructural facilities onsocio-economic development of a country.	01
Roads: Classification of Roads and their functions, Comparison of Flexible and Rigid Pavements (Advantages and Limitations)	01

Bridges: Types of Bridges and Culverts, RCC, Steel and Composite Bridges	01
Dams: Different types of Dams based on Material, Structural behavior and functionality with simple sketches.	01
Introduction to Engineering Mechanics: Basic idealizations - Particle, Continuum and Rigid body; Newton's laws Force and its characteristics, types of forces-Gravity, Lateral and its distribution on surfaces, Classification of force systems, Principle of physical independence, superposition, transmissibility of forces, , Introduction to SI units. Couple, Moment of a couple, Characteristics of couple, Moment of a force, Equivalent force - Couple system; Numerical problems on moment of forces and couples, on equivalent force - couple system.	02 03
Module 2: Analysis of Concurrent Force Systems	**10**
Concepts: Resultants and Equilibrium Composition of forces - Definition of Resultant; Composition of coplanar -concurrent force system, Parallelogram Law of forces, Principle of resolved parts;	03
Numerical problems on composition of coplanar concurrent force systems. Equilibrium of forces - Definition of Equilibrant; Conditions of static equilibrium for different force systems, Lami's theorem; Numerical problems on equilibrium of coplanar – concurrent and non-concurrent force systems.	03
Application- Static Friction in rigid bodies in contact Types of friction, Laws of static friction, Limiting friction, Angle of friction, angle of repose; Impending motion on horizontal and inclined planes; Numerical Problems on single and two blocks on inclined planes	02 02

Module - 3 Analysis of Non-Concurrent Force Systems	**10**
Concepts: Resultants and Equilibrium Composition of coplanar - non-concurrent force system, Varignon's principle of moments; Numerical problems on composition of coplanar non-concurrent Force system.	05
Application-Support Reaction in beams Types of Loads and Supports, statically determinate beams, Numerical problems onsupport reactions for statically determinate beams with Point load (Normal and inclined) and uniformly distributed and uniformly varying loads and Moments.	05
Module 4 Centroids and Moments of Inertia of Engineering Sections:	**10**
Centroids Introduction to the concept, centroid of line and area, centroid of basic geometrical figures, computing centroid for– T, L, I, Z and full/quadrant circular sections and their built up sections. Numerical problems **Moment of Inertia** Introduction to the concept, Radius of gyration, Parallel axis theorem, Perpendicular axis theorem, Moment of Inertia of basic planar figures, computing moment of Inertia for – T, L, I, Z and full/quadrant circular sections and their built up sections. Numerical problems	05 05
Module 5: Kinematics	**10**
Concepts and Applications Definitions – Displacement – Average velocity – Instantaneous velocity – Speed – Acceleration - Average acceleration – Variable acceleration – Acceleration due to gravity – Newton's Laws of Motion.	02
Rectilinear Motion–Numerical problems.	02
Curvilinear Motion – Super elevation – ProjectileMotion – Relative motion – Numerical problems.	03
Motion under gravity – Numerical problems.	03
COURSE OUTCOMES After a successful completion of the course, the student will be able to:	

1. Know basics of Civil Engineering, its scope of study, knowledge about Roads, Bridges and Dams;
2. Comprehend the action of Forces, Moments and other loads on systems of rigid bodies;
3. Compute the reactive forces and the effects that develop as a result of the external loads;
4. Locate the Centroid and compute the Moment of Inertia of regular cross-sections.
5. Express the relationship between the motion of bodies and
6. Equipped to pursue studies in allied courses in Mechanics.

Question Paper Pattern:

- 10 Questions are to be set such that 2 questions are selected from each module.
- 2 Questions are to be set under respective modules.
- Intra module questions are to be set such that the questions should cover the entire module and further, should be answerable for the set marks.
- Each question should be set for 16 marks (Preferably 8 marks each)
- Not more than 3 sub questions are to be set under any main question
- Students should answer 5 full questions selecting at least 1 from each module.

TEXT BOOKS

1. Elements of Civil Engineering and Engineering Mechanics by M.N. Shesha Prakash and Ganesh. B. Mogaveer, PHI Learning, 3rd Revised edition (2014)
2. Engineering Mechanics-Statics and Dynamics by A Nelson, Tata McGraw Hill Education Private Ltd, New Delhi, 2009.
3. Elements of Civil Engineering (IV Edition) by S.S. Bhavikatti, New Age International Publisher, New Delhi, 3rd edition 2009.

REFERENCES

1. Engineering Mechanics by S.Timoshenko,D.H.Young, and J.V.Rao, TATA McGraw-Hill Book Company, New Delhi
2. Beer FP and Johnson ER, **"Mechanics for Engineers- Dynamics and Statics"**- 3rd SI Metric edition, Tata McGraw Hill. - 2008
3. Shames IH, **"Engineering Mechanics – Statics & Dynamics"**- PHI – 2009

ELEMENTS OF MECHANICAL ENGINEERING

[As per Choice Based Credit System (CBCS) scheme]
(Effective from the academic year 2015 -2016)
SEMESTER - I/II

Subject Code	15EME14/15EME24	IA Marks	20
Number of Lecture Hours/Week	04	Exam Marks	80
Total Number of Lecture Hours	50	Exam Hours	03

CREDITS - 04

Course objectives:

Students belonging to all branches of Engineering are made to learn certain fundamental topics related to mechanical engineering so that they will have a minimum understanding of mechanical systems, equipment and process.

Module -1	**Teaching Hours**
Energy Resources : Non-renewable and renewable energy resources, **Petroleum based** solid, liquid and gaseous fuels, Calorific values of fuels, Combustion and combustion products of fuels, **Solar Power :** Solar Radiation, Solar constant (definition only), Solar Thermal energy harvesting, ex: liquid flat plate collectors, solar ponds (principle of operation only), Solar photovoltaic principle.**WindPower :**principle of operation of a typical windmill. **Hydro Power :**Principles of electric power generation from hydropowerplants, **Nuclear Power :** Principles of Nuclear power plants, **Bio Fuels :** introduction to bio fuels, examples of various biofuels used in engineering applications, Comparison of biofuels with petroleum fuels in terms of calorific value and emission. **Steam Formation and Properties :** Classification of boilers, Lancashire boiler, Babcock and Wilcox boiler, boiler mountings and accessories (No sketches for mountings and accessories), wet steam, saturated and superheated steam, specific volume, enthalpy andinternal energy. (No numerical problems in this module)	**10 Hours**

Module -2	
Turbines and IC Engines and Pumps Steam turbines : Classification, Principle of operation of Impulse and reaction turbines, Delaval's turbine, Parson's turbine. (No compounding of turbines). **Gas turbines :**Classification, Working principles and Operations of Open cycle and closed cycle gas turbines. **Water turbines :**Classification, Principles and operations of Pelton wheel, Francis turbine and Kaplan turbine **Internal Combustion Engines :**Classification, I.C. Engines parts, 2 Stroke and 4 stroke Petrol engines, 4 stroke diesel engines. P-V diagrams of Otto and Diesel cycles. Problems on indicated power, brake power, indicated thermal efficiency, brake thermal efficiency, mechanical efficiency, and specific fuel consumption, [numericals on IC Engines].	**10 Hours**
Module - 3	
Machine Tools and Automation Machine Tools Operations : Turning, facing, knurling, Thread cutting, Taper Turning by swivelling the compound rest, Drilling, Boring, Reaming, Tapping, Counter Sinking, Counter Boring, -Plane milling, End milling, Slot milling. (No sketches of Machine tools, sketches to be used only for explaining operations. Students to be shown the available machine tools in the Machine Shop of the college before explaining the operations) **Robotics and Automation :** **Robotics :**Introduction, classification based on robots configuration; Polar, cylindrical, Cartesian Coordinate and spherical. Application, Advantages, and disadvantages **Automation :**Definition, types –Fixed, Programmable & Flexible automation, NC/ CNC machines: Basic elements with simple block diagrams, advantages and disadvantages.	**10 Hours**

Module-4	
Engineering materials and joining processes : **Engineering Materials :**Types and applications of Ferrous & Nonferrous metals and alloys, **Composites :**Introduction: Definition, Classification and applications (Air craft and Automobiles) **Soldering, Brazing and Welding :** Definitions, classification and method of soldering, Brazing and welding. Differences between soldering, Brazing and Welding. Description of Electric Arc Welding and Oxy-Acetylene Welding.	**10 Hours**
Module-5	
Refrigeration, Air-Conditioning : **Refrigerants :**properties of refrigerants, list of commonly used refrigerants. Refrigeration –Definitions – Refrigerating effect, Ton of Refrigeration, Ice making capacity, COP, Relative COP, unit of Refrigeration. Principle and working of vapor compression refrigeration and vapour absorption refrigeration: Principles and applications of air conditioners, Room air conditioner.	**10 Hours**

Course outcomes:

Students shall demonstrate knowledge associated with,

1. Various Energy sources, Boilers, Prime movers such as turbines and IC engines, refrigeration and air-conditioning systems
2. Metal removal process using Lathe, drilling, Milling Robotics and Automation.
3. Fair understanding of application and usage of various engineering materials.

Question paper pattern:

- The question paper will have ten questions.
- Each full Question consisting of 16 marks
- There will be **2** full questions(with a **maximum** of **four** sub questions)

from each module.

- Each full question will have sub questions covering all the topics under a module.
- The students will have to answer **5** full questions, selecting one full question from each module.from each module.
- Each full question will have sub questions covering all the topics under a module.

Text Books:

1. V.K.Manglik, **"Elements of Mechanical Engineering"**, PHI Publications, 2013. (Module-1,2,4,5)
2. MikellP.Groover, **"Automation, Production Systems & CIM"**, 3rd Edition, PHI (Module -3)
3. K.R.Gopalkrishna, **"A text Book of Elements of Mechanical Engineering"**- Subhash Publishers, Bangalore. (Module -1,2,3,4,5)

Reference Books:

1. S.TrymbakaMurthy, **"A Text Book of Elements of Mechanical Engineering"**, 4th Edition 2006, Universities Press (India) Pvt Ltd, Hyderabad.
2. K.P.Roy, S.K.HajraChoudhury, Nirjhar Roy, **"Elements of Mechanical Engineering"**, Media Promoters & Publishers Pvt Ltd,Mumbai,7th Edition,2012
3. Pravin Kumar, **"Basic Mechanical Engineering"**, 2013 Edition, Pearson.

ENGINEERING CHEMISTRY

[As per Choice Based Credit System (CBCS) scheme]
(Effective from the academic year 2015 -2016)
SEMESTER - I/II

Subject Code	15CHE12/15CHE22	IA Marks	20
Number of Lecture Hours/Week	04	Exam Marks	80
Total Number of Lecture Hours	50	Exam Hours	03

CREDITS - 04

Course objectives:

To provide students with knowledge of engineering chemistry for building technical competence in industries, research and development in the following fields

- Electrochemistry & Battery Technology.
- Corrosion & Metal Finishing.
- Fuels & Solar energy.
- Polymers.
- Water Technology & Nano Materials.

Module -1	**Teaching Hours**
Electrochemistry and Battery Technology **Electrochemistry**: Introduction, Derivation of Nernst equation for electrode potential. Reference electrodes: Introduction, construction, working and applications of calomel and Ag / AgCl electrodes. Measurement of electrode potential using calomel electrode. Ion selective electrode: Introduction; Construction and working of glass electrode, determination of pH using glass electrode. Concentration cells: Electrolyte concentration cells, numerical problems. **Battery Technology:** Introduction, classification - primary, secondary and reserve batteries. Characteristics - cell potential, current, capacity, electricity storage density, energy efficiency, cycle	**10 hours**

life and shelf life. Construction, working and applications of Zinc-Air, Nickel- metal hydride batteries. Lithium batteries: Introduction, construction, working and applications of Li-MnO_2 and Li-ion batteries. **Fuel Cells**: Introduction, difference between conventional cell and fuel cell, limitations & advantages. Construction, working & applications of methanol-oxygen fuel cell with H_2SO_4 electrolyte.	
Module -2	

Corrosion and Metal Finishing: **Corrosion**: Introduction, electrochemical theory of corrosion, galvanic series. Factors affecting the rate of corrosion: ratio of anodic to cathodic areas, nature of metal, nature of corrosion product, nature of medium – pH, conductivity, and temperature. Types of corrosion- Differential metal, differential aeration (Pitting and water line) and stress. Corrosion control: Inorganic coatings-Anodizing of Al and phosphating; Metal coatings-Galvanization and Tinning. Cathodic protection (sacrificial anodic and impressed current methods). **Metal Finishing:** Introduction, Technological importance. Electroplating: Introduction, principles governing-Polarization, decomposition potential and overvoltage. Factors influencing the nature of electro deposit-current density, concentration of metal ion & electrolyte; pH, temperature & throwing power of plating bath; additives- brighteners, levellers, structure modifiers & wetting agents. Electroplating of Nickel (Watt's Bath) and Chromium(decorative and hard). Electro less plating: Introduction, distinction between electroplating and electro less plating, electro less plating of copper & manufacture of double sided Printed Circuit Board with copper.	**10hours**
Module - 3	

Fuels and Solar Energy: **Fuels**: Introduction, classification, calorific value- gross and net calorific values, determination of calorific value of fuel using bomb calorimeter, numerical problems. Cracking: Introduction, fluidized catalytic cracking, synthesis of petrol by Fishcher-Tropsch process, reformation of petrol, octane and cetane numbers. Gasoline and diesel knocking and their mechanism, anti knocking agents, power alcohol & biodiesel. **Solar Energy:** Introduction, utilization and conversion, photovoltaic cells- construction and working. Design of PV cells: modules, panels & arrays. Advantages & disadvantages of PV cells. Production of solar grade silicon: Union carbide process, purification of silicon (zone refining), doping of silicon-diffusion technique (n&p types).	**10 hours**
Module - 4	

Polymers: Introduction, types of polymerization: addition and condensation, mechanism of polymerization- free radical mechanism taking vinyl chloride as an example. Molecular weight of polymers: number average and weight average, numerical problems. Glass transition temperature (T_g): Factors influencing T_g-Flexibility, inter molecular forces, molecular mass, branching & cross linking and stereo regularity. Significance of T_g. Structure property relationship: crystallinity, tensile strength, elasticity & chemical resistivity. Synthesis, properties and applications of PMMA (plexi glass), Polyurethane and polycarbonate. Elastomers: Introduction, synthesis, properties and applications of Silicone rubber. Adhesives: Introduction, synthesis, properties and applications of epoxy resin. Polymer Composites: Introduction, synthesis, properties and applications of Kevlar. Conducting polymers: Introduction, mechanism of conduction in Poly aniline and applications of conducting poly aniline.	**10 hours**
Module-5	

Water Technology and Nanomaterials: **Water Technology:** Introduction**,** boiler troubles with disadvantages & prevention methods-scale and sludge formation, priming and foaming, boiler corrosion(due to dissolved O_2, CO_2 and $MgCl_2$). Determination of DO, BOD and COD, numerical problems on COD. Sewage treatment: Primary, secondary (activated sludge method) and tertiary methods. Softening of water by ion exchange process. Desalination of sea water by reverse osmosis & electro dialysis (ion selective).. **Nano Materials:** Introduction, properties (size dependent). Synthesis-bottom up approach (sol-gel, precipitation, gas condensation & chemical vapour condensation processes). Nano scale materials- carbon nano tubes, nano wires, fullerenes, dendrimers, nano rods, & nano composites.	**10 hours**

Course outcomes:

On completion of this course, students will have knowledge in:

- Electrochemical and concentration cells. Classical & modern batteries and fuel cells.
- Causes & effects of corrosion of metals and control of corrosion. Modification of surface properties of metals to develop resistance to corrosion, wear, tear, impact etc. by electroplating and electro less plating.
- Production & consumption of energy for industrialization of country and living standards of people. Utilization of solar energy for different useful forms of energy.
- Replacement of conventional materials by polymers for various applications.
- Boiler troubles; sewage treatment and desalination of sea water, and
- Over viewing of synthesis, properties and applications of nanomaterials.

Question paper pattern:

- The question paper will have ten questions.
- Each full Question consisting of 16 marks
- There will be **2** full questions(with a **maximum** of **four** sub questions) from each module.
- Each full question will have sub questions covering all the topics under a module.
- The students will have to answer **5** full questions, selecting one full question from each module.

Text Books:

1. B.S.Jai Prakash, R.Venugopal, Sivakumaraiah & Pushpa Iyengar., **"Chemistry for Engineering Students"**, Subhash Publications, Bangalore.

2. R.V.Gadag & A.Nityananda Shetty., **"Engineering Chemistry"**, I K International Publishing House Private Ltd. New Delhi.
3. P.C.Jain & Monica Jain.,**"Engineering Chemistry"**, Dhanpat Rai Publications, New Delhi.

Reference Books:

1. O.G.Palanna,**"Engineering Chemistry"**,Tata McGraw Hill Education Pvt. Ltd. New Delhi, Fourth Reprint.
2. G.A.Ozin & A.C. Arsenault, **"Nanochemistry A Chemical Approach to Nanomaterials"**, RSC publishing, 2005.
3. **"Wiley Engineering Chemistry"**, Wiley India Pvt. Ltd. New Delhi. Second Edition.
4. V.R.Gowariker, N.V.Viswanathan & J.Sreedhar., **"Polymer Science"**, Wiley-Eastern Ltd.
5. M.G.Fontana., **"Corrosion Engineering"**, Tata McGraw Hill Publishing Pvt. Ltd. New Delhi.

ENGINEERING CHEMISTRY LABORATORY

[As per Choice Based Credit System (CBCS) scheme]

(Effective from the academic year 2015 -2016)

SEMESTER - I/II

Laboratory Code	15CHEL17/15CHEL27	IA Marks	20
Number of Lecture Hours/Week	3 (1 hr Tutorial +2 hrs lab)	Exam Marks	80
Total Number of Lecture Hours	50	Exam Hours	03

CREDITS - 02

Course objectives:

- To provide students with practical knowledge of quantitative analysis of materials by classical and instrumental methods for developing experimental skills in building technical competence.

Instrumental Experiments

1. Estimation of FAS potentiometrically using standard $K_2Cr_2O_7$ solution.
2. Estimation of Copper colorimetrically.
3. Estimation of Acids in acid mixture conductometrically.
4. Determination of pKa of weak acid using pH meter.
5. Determination of Viscosity co-efficient of the given liquid using Ostwald's viscometer.
6. Estimation of Sodium and Potassium in the given sample of water using Flame Photometer.

Volumetric Experiments

1. Estimation of Total hardness of water by EDTA complexometric method.
2. Estimation of CaO in cement solution by rapid EDTA method.
3. Determination of percentage of Copper in brass using standard sodium thiosulphate solution.
4. Estimation of Iron in haematite ore solution using standard $K_2Cr_2O_7$ solution by External Indicator method.
5. Estimation of Alkalinity (OH^-, CO_3^{--} & HCO_3^-) of water using standard HCl solution.
6. Determination of COD of waste water.

Course outcomes:

On completion of this course, students will have the knowledge in,

- Handling different types of instruments for analysis of materials using small quantities of materials involved for quick and accurate results, and
- Carrying out different types of titrations for estimation of concerned in materials using comparatively more quantities of materials involved for good results

Conduction of Practical Examination:

1. All experiments are to be included for practical examination.
2. One instrumental and another volumetric experiments shall be set.
3. Different experiments shall be set under instrumental and a common experiment under volumetric.
4. **Change of experiment is allowed only once and 15% Marks allotted to the procedure part to be made zero.**

Reference Books:

1. G.H.Jeffery, J.Bassett, J.Mendham and R.C.Denney, **"Vogel's Text Book of Quantitative Chemical Analysis"**
2. O.P.Vermani & Narula, **"Theory and Practice in Applied Chemistry"**, New Age International Publisers.
3. Gary D. Christian, **"Analytical chemistry**", 6th Edition, Wiley India.

ENGINEERING MATHEMATICS-I

[As per Choice Based Credit System (CBCS) scheme]
(Effective from the academic year 2015 -2016)
SEMESTER - I/II

Subject Code	15MAT11	IA Marks	20
Number of Lecture Hours/Week	04	Exam Marks	80
Total Number of Lecture Hours	50	Exam Hours	03

CREDITS - 04

Course Objectives:

To enable the students to apply the knowledge of Mathematics in various engineering fields by making them to learn the following:

- n^{th} derivatives of product of two functions and polar curves.
- Partial derivatives
- Vector calculus
- Reduction formulae of integration; To solve First order differential equations.
- Solution of system of linear equations , quadratic forms.

Module - 1	**Hours – 10**
Differential Calculus -1: determination of nth order derivatives of Standard functions - Problems. Leibnitz's theorem (without proof) - problems. **Polar Curves** - angle between the radius vector and tangent, angle between two curves, Pedal equation of polar curves. Derivative of arc length - Cartesian, Parametric and Polar forms (without proof) - problems. Curvature and Radius of Curvature – Cartesian, Parametric, Polar and Pedal forms (without proof) -problems	
Module -2	

Differential Calculus -2 Taylor's and Maclaurin's theorems for function of one variable(statement only)- problems. Evaluation of Indeterminate forms. **Partial derivatives** – Definition and simple problems, Euler's theorem(without proof) – problems, total derivatives, partial differentiation of composite functions-problems. Definition and evaluation of Jacobians	**Hours - 10**
Module – 3	
Vector Calculus: Derivative of vector valued functions, Velocity, Acceleration and related problems, Scalar and Vector point functions. Definition of Gradient, Divergence and Curl-problems. Solenoidal and Irrotational vector fields. Vector identities - div(ϕA), curl (ϕA), curl(grad ϕ), div(curl A).	**Hours - 10**
Module-4	
Integral Calculus: Reduction formulae - $\int Sin^n x\,dx, \int Cos^n x\,dx, \int Sin^m x\,Cos^n x\,dx,$ (m and n are positive integers), evaluation of these integrals with standard limits (0 to π/2) and problems. **Differential Equations** ; **Solution of first order and first degree differential equations** – Exact, reducible to exact and Bernoulli's differential equations .Orthogonal trajectories in Cartesian and polar form. Simple problems on Newton's law of cooling.	**Hours - 10**
Module-5	

Linear Algebra	**Hours - 10**
Rank of a matrix by elementary transformations, solution of system of linear equations - Gauss-elimination method, Gauss –Jordan method and Gauss-Seidel method Eigen values and Eigen vectors, Rayleigh's power method to find the largest Eigen value and the corresponding Eigen vector. Linear transformation, diagonalisation of a square matrix . Reduction of Quadratic form to Canonical form	

Course outcomes:

On completion of this course, students are able to

- Use partial derivatives to calculate rates of change of multivariate functions.
- Analyze position, velocity, and acceleration in two or three dimensions using the calculus of vector valued functions.
- Recognize and solve first-order ordinary differential equations, Newton's law of cooling
- Use matrices techniques for solving systems of linear equations in the different areas of Linear Algebra.

Question paper pattern:

- The question paper will have ten questions.
- Each full Question consisting of 16 marks
- There will be **2** full questions(with a **maximum** of **four** sub questions) from each module.
- Each full question will have sub questions covering all the topics under a module.
- The students will have to answer **5** full questions, selecting one full question from each module.

Text Books:

1. B.S. Grewal, "**Higher Engineering Mathematics**", Khanna publishers, 42nd edition, 2013.

2. Erwin Kreyszig, "**Advanced Engineering Mathematics**I, Wiley, 2013

Reference Books:

1. B.V. Ramana, "**Higher Engineering M athematics**", Tata Mc Graw-Hill, 2006
2. N.P.Bali and Manish Goyal, "**A text book of Engineering mathematics"**, Laxmi publications, latest edition.
3. H.K. Dass and Er. RajnishVerma, "**Higher Engineerig Mathematics**", S.Chand publishing, 1st edition, 2011.

ENGINEERING MATHEMATICS-II

[As per Choice Based Credit System (CBCS) scheme]
(Effective from the academic year 2015 -2016)
SEMESTER - I/II

Subject Code	15MAT21	IA Marks	20
Number of Lecture Hours/Week	04	Exam Marks	80
Total Number of Lecture Hours	50	Exam Hours	03

CREDITS - 04

Course objectives:

To enable students to apply the knowledge of Mathematics in various engineering fields by making them to learn the following'

- Ordinary differential equations
- Partial differential equations
- Double and triple integration
- Laplace transform

Module – I	**Teaching Hours**
Linear differential equations with constant coefficients: Solutions of second and higher order differential equations - inverse differential operator method, method of undetermined coefficients and method of variation of parameters.	**10 Hours**
Module -2	
Differential equations-2: **Linear differential equations with variable coefficients:** Solution of Cauchy's and Legendre's linear differential equations. **Nonlinear differential equations** - Equations solvable for p, equations solvable for y, equations solvable for x, general and singular solutions, Clairauit's equations and equations reducible to Clairauit's form.	**10 Hours**

Module – 3	
Partial Differential equations: Formulation of Partial differential equations by elimination of arbitrary constants/functions, solution of non-homogeneous Partial differential equations by direct integration, solution of homogeneous Partial differential equations involving derivative with respect to one independent variable only. Derivation of one dimensional heat and wave equations and their solutions by variable separable method.	**10 Hours**
Module-4	
Integral Calculus: **Double and triple integrals:** Evaluation of double and triple integrals. Evaluation of double integrals by changing the order of integration and by changing into polar co-ordinates. Application of double and triple integrals to find area and volume. **. Beta and Gamma functions:** definitions, Relation between beta and gamma functions and simple problems.	**10 Hours**
Module-5	
Laplace Transform Definition and Laplace transforms of elementary functions. Laplace transforms of $e^{at}f(t)$, $t^n f(t)$ *and* $\frac{f(t)}{t}$ (without proof) , periodic functions and unit-step function- problems **Inverse Laplace Transform** Inverse Laplace Transform - problems, Convolution theorem to find the inverse Laplace transforms(without proof) and problems, solution of linear differential equations using Laplace Transforms.	**10 Hours**

Course outcomes:

On completion of this course, students are able to,

- solve differential equations of electrical circuits, forced oscillation of mass spring and elementary heat transfer.
- solve partial differential equations fluid mechanics, electromagnetic theory and heat transfer.
- Evaluate double and triple integrals to find area , volume, mass and moment of inertia of plane and solid region.
- Use curl and divergence of a vector valued functions in various applications of electricity, magnetism and fluid flows.
- Use Laplace transforms to determine general or complete solutions to linear ODE

Question paper pattern:

- The question paper will have ten questions.
- Each full Question consisting of 16 marks
- There will be **2** full questions(with a **maximum** of **four** sub questions) from each module.
- Each full question will have sub questions covering all the topics under a module.
- The students will have to answer **5** full questions, selecting one full question from each module.

Text Books:

- B. S. Grewal," Higher Engineering Mathematics", Khanna publishers, 42nd edition, 2013.
- Kreyszig, "Advanced Engineering Mathematics " - Wiley, 2013

Reference Books:

- B.V.Ramana "Higher Engineering M athematics" Tata Mc Graw-Hill, 2006
- N P Bali and Manish Goyal, "A text book of Engineering mathematics" , Laxmi publications, latest edition.

  H. K Dass and Er. Rajnish Verma ,"Higher Engineerig Mathematics", S. Chand publishing,1st edition, 2011.

ENGINEERING PHYSICS

[As per Choice Based Credit System (CBCS) scheme]
(Effective from the academic year 2015 -2016)
SEMESTER - I/II

Subject Code	15PHY12/15PHY22	IA Marks	20
Number of Lecture Hours/Week	04	Exam Marks	80
Total Number of Lecture Hours	50	Exam Hours	03

CREDITS - 04

COURSE OBJECTIVES:

The Objective of this course is to make students learn and understand basic concepts and principles of physics to analyze practical engineering problems and apply its solutions effectively and meaningfully. To understand building up of models, design issues, practical oriented skills and problem solving challenges are the great task of the course. To know about shock waves and practical applications is the prime motto to introduce new technology at the initial stage of Engineering.

Module -1	**Teaching Hours**
Modern Physics and Quantum Mechanics Black body radiation spectrum, Assumptions of quantum theory of radiation, Plank's law, Weins law and Rayleigh Jeans law, for shorter and longer wavelength limits. Wave Particle dualism, deBroglie hypothesis. Compton Effect. Matter waves and their Characteristic properties, Definition of Phase velocity and group velocity, Relation between phase velocity and group velocity, Relation between group velocity and particle velocity. Heisenberg's uncertainity principle and its application, (Non-existence of electron in the nucleus).Wave function, Properties and physical significance of wave function, Probability density and Normalization of wave function. Setting up of one dimensional time independent Schrodinger wave equation. Eigen values and Eigen functions. Application of Schrodinger wave equation for a particle in a potential well of infinite depth and for free particle.	**10 Hours**

Module -2

Electrical Properties of Materials — **10 Hours**

Free–electron concept (Drift velocity, Thermal velocity, Mean collision time, Mean free path, relaxation time). Failure of classical free electron theory. Quantum free electron theory, Assumptions, Fermi factor, density of states (qualitative only) Fermi–Dirac Statistics. Expression for electrical conductivity based on quantum free electron theory, Merits of quantum free electron theory.

Conductivity of Semi conducting materials, Concentration of electrons and holes in intrinsic semiconductors, law of mass action.

Temperature dependence of resistivity in metals and superconducting materials. Effect of magnetic field (Meissner effect). Type I and Type II superconductors–Temperature dependence of critical field. BCS theory (qualitative). High temperature superconductors. Applications of superconductors –. Maglev vehicles.

Module – 3

Lasers and Optical Fibers — **10 Hours**

Einstein's coefficients (expression for energy density). Requisites of a Laser system. Condition for laser action. Principle, Construction and working of CO_2 laser and semiconductor Laser. Applications of Laser – Laser welding, cutting and drilling. Measurement of atmospheric pollutants. Holography–Principle of Recording and reconstruction of images.

Propagation mechanism in optical fibers. Angle of acceptance. Numerical aperture. Types of optical fibers and modes of propagation. Attenuation, Block diagram discussion of point to point communication, applications.

Module-4

Crystal Structure Space lattice, Bravais lattice–Unit cell, primitive cell. Lattice parameters. Crystal systems. Direction and planes in a crystal. Miller indices. Expression for inter – planar spacing. Co-ordination number. Atomic packing factors (SC,FCC,BCC). Bragg's law, Determination of crystal structure using Bragg's X–ray difractometer. Polymarphism and Allotropy. Crystal Structure of Diamond, qualitative discussion of Pervoskites.	**10 Hours**
Module-5	
Shock waves and Science of Nano Materials Definition of Mach number, distinctions between- acoustic, ultrasonic, subsonic and supersonic waves. Description of a shock wave and its applications. Basics of conservation of mass, momentum and energy. Normal shock equations (Rankine-Hugonit equations). Method of creating shock waves in the laboratory using a shock tube, description of hand operated Reddy shock tube and its characteristics. Introduction to Nano Science, Density of states in 1D, 2D and 3D structures. Synthesis : Top–down and Bottom–up approach, Ball Milling and Sol–Gel methods. CNT – Properties, synthesis: Arc discharge, Pyrolysis methods, Applications. Scanning Electron microscope: Principle, working and applications.	**10 Hours**

Course outcomes:

On Completion of this course, students are able to –

- Learn and understand more about basic principles and to develop problem solving skills and implementation in technology.
- Gain Knowledge about Modern physics and quantum mechanics will update the basic concepts to implement the skills.
- Study of material properties and their applications is the prime role to understand and use in engineering applications and studies.
- Study Lasers and Optical fibers and its applications are to import knowledge and to develop skills and to use modern instruments in the engineering applications.
- Understand Crystal structure and applications are to boost the technical skills and its applications.
- Expose shock waves concept and its applications will bring latest technology to the students at the first year level to develop research orientation programs at higher semester level.
- Understand basic concepts of nano science and technology.

Question paper pattern:

- The question paper will have ten questions.
- Each full Question consisting of 16 marks
- There will be **2** full questions(with a **maximum** of **four** sub questions) from each module.
- Each full question will have sub questions covering all the topics under a module.
- The students will have to answer **5** full questions, selecting one full question from each module.

Text Books:

1. Wiley precise Text, **Engineering Physics,** Wiley India Private Ltd., New Delhi.
   Book series – 2014,
2. Dr. M.N. Avadhanulu, Dr. P.G.Kshirsagar, **Text Book of Engineering Physics,** S Chand Publishing, New Delhi - 2012

Reference Books:

1. S.O.Pillai, **Solid State Physics, New** Age International. Sixth Edition.
2. Chintoo S Kumar ,K Takayana and K P J Reddy, **Shock waves made simple,** Willey India Pvt. Ltd. New Delhi,2014
3. A Marikani, **Engineering Physics,** PHI Learning Private Limited, Delhi - 2013
4. Prof. S. P. Basavaraju, **Engineering Physics,** Subhas Stores, Bangalore – 2
5. V Rajendran ,**Engineering Physics,** Tata Mc.Graw Hill Company Ltd., New Delhi - 2012
6. S Mani Naidu, **Engineering Physics,** Pearson India Limited - 2014

ENGINEERING PHYSICS LAB

Laboratory Code	15PHYL17 / 15PHYL27	IA Marks	20
Labs / Instructions Hours/Week	3 (1 hr Tutorial +2 hrs lab)	Exam Marks	80
Total Number of Lecture Hours	48	Exam Hours	03
CREDITS - 02			

Course Objectives:

- The Objective of this course is to make the students gain practical knowledge to co-relate with the theoretical studies. To achieve perfectness in experimental skills and the study of practical applications will bring more confidence and ability to develop and fabricate engineering and technical equipments.
- Design of circuits using new technology and latest components and to develop practical applications of engineering materials and use of principle in the right way to implement the modern technology.

EXPERIMENTS:

1. Black box experiment; Identification of unknown passive electrical components and determine the value of Inductance and Capacitance
2. Series and parallel LCR Circuits (Determination of resonant frequency and quality factor)
3. I–V Characteristics of Zener Diode. (determination of knee voltage, zener voltage and forward resistance)
4. Characteristics of Transistor (Study of Input and Output characteristics and calculation of input resistance, output resistance and amplification factor)
5. Photo Diode Characteristics (Study of I–V characteristics in reverse bias and variation of photocurrent as a function of reverse voltage and intensity).
6. Dielectric constant (Measurement of dielectric constant).
7. Diffraction (Measurement of wavelength of laser source using diffraction grating).
8. Torsional pendulum (Determination of M.I. of wire and Rigidity modulus).
9. Determination of Fermi energy. (Measurement of Fermi energy in copper).
10. Uniform Bending Experiment (Determination of Youngs modulus of material bar).
11. Newtons Rings, (Determination of radius of curvature of plano convex lens).

12. Verification of Stefan's Law.

Course Outcomes:

On Completion of this course, students are able to –

- Develop skills to impart practical knowledge in real time solution.
- Understand principle, concept, working and application of new technology and comparison of results with theoretical calculations.
- Design new instruments with practical knowledge.
- Gain knowledge of new concept in the solution of practical oriented problems and to understand more deep knowledge about the solution to theoretical problems.
- Understand measurement technology, usage of new instruments and real time applications in engineering studies.

Note: 1) All the above twelve experiments are to be conducted

2) Two experiments are to be performed by the students in the examination

ENVIRONMENTAL STUDIES

[As per Choice Based Credit System (CBCS) scheme]

(Effective from the academic year 2015 -2016)

SEMESTER - I/II

Subject Code	15CIV18/15CIV28	IA Marks	10
Number of Lecture Hours/Week	02	Exam Marks	40
Total Number of Lecture Hours	25	Exam Hours	02

Course Objectives:

1. **To identify the major challenges in environmental issues and evaluate possible solutions.**
2. **Develop analytical skills, critical thinking and demonstrate socio-economic skills for sustainable development.**
3. **To analyze an overall impact of specific issues and develop environmental management plan.**

Module - 1

Introduction: Environment - Components of Environment Ecosystem: Types & Structure of Ecosystem, Balanced ecosystem Human Activities – Food, Shelter, And Economic & Social Security. **2 Hours**

Impacts of Agriculture & Housing Impacts of Industry, Mining & Transportation Environmental Impact Assessment, Sustainable Development. **3 Hours**

Module - 2

Natural Resources, Water resources – Availability & Quality aspects, Water borne diseases & water induced diseases, Fluoride problem in drinking water Mineral resources, Forest Wealth Material Cycles – Carbon Cycle, Nitrogen Cycle & Sulphur Cycle. **2 Hours**

Energy – Different types of energy, Conventional sources & Non Conventional sources of energy Solar energy, Hydro electric energy, Wind Energy, Nuclear energy, Biomass & Biogas Fossil Fuels, Hydrogen as an alternative energy. **3 Hours**

Module -3

Environmental Pollution – Water Pollution, Noise pollution, Land Pollution, Public Health Aspects. **2 Hours**

Global Environmental Issues: Population Growth, Urbanization, Land Management, Water & Waste Water Management. **3 Hours**

Module -4

Air Pollution & Automobile Pollution: Definition, Effects – Global Warming, Acid rain & Ozone layer depletion, controlling measures. **3 Hours**

Solid Waste Management, E - Waste Management & Biomedical Waste Management - Sources, Characteristics & Disposal methods. **2 Hours**

Module - 5

Introduction to GIS & Remote sensing, Applications of GIS & Remote Sensing in Environmental Engineering Practices. **2 Hours**

Environmental Acts & Regulations, Role of government, Legal aspects, Role of Non-governmental Organizations (NGOs) , Environmental Education & Women Education. **3 Hours**

Course Outcome:

Students will be able to,

1. Understand the principles of ecology and environmental issues that apply to air, land, and water issues on a global scale,
2. Develop critical thinking and/or observation skills, and apply them to the analysis of a problem or question related to the environment,
3. Demonstrate ecology knowledge of a complex relationship between biotic and abiotic components
4. Apply their ecological knowledge to illustrate and graph a problem and describe the realities that managers face when dealing with complex issues

Text Books:

1. Benny Joseph (2005), **"Environmental Studies"**, Tata McGraw – Hill Publishing Company Limited.
2. R.J.Ranjit Daniels and Jagadish Krishnaswamy, (2009), **"Environmental Studies",** Wiley India Private Ltd., New Delhi.
3. R Rajagopalan, **"Environmental Studies – From Crisis to Cure**", Oxford University Press, 2005,
4. Aloka Debi, **"Environmental Science and Engineering",** Universities Press (India) Pvt. Ltd. 2012.

Reference Books:

1. Raman Sivakumar, **"Principals of Environmental Science and Engineering",** Second Edition, Cengage learning Singapore, 2005
2. P. Meenakshi, **"Elements of Environmental Science and Engineering",** Prentice Hall of India Private Limited, New Delhi, 2006
3. S.M. Prakash, **"Environmental Studies",** Elite Publishers Mangalore, 2007
4. Erach Bharucha, **"Text Book of Environmental Studies"**, for UGC, University press, 2005
5. G.Tyler Miller Jr., **"Environmental Science – working with the Earth"**, Tenth Edition, Thomson Brooks /Cole, 2004
6. G.Tyler Miller Jr., **"Environmental Science – working with the Earth"**, Eleventh Edition, Thomson Brooks /Cole, 2006
7. Dr.Pratiba Sing, Dr.AnoopSingh and Dr.Piyush Malaviya, **"Text Book of Environmental and Ecology"**, Acme Learning Pvt. Ltd. New Delhi.

Functional English

Introduction	Importance of Languages	
Grammer	Parts of Speech, Usage of Preposition and Article, Punctuation	5 Hours
Tenses & Degrees of Comparison		3 Hours
Transformation of Sentences	Active-Passive, Affirmative-Negative, Exclamatory-Assertive, Interrogative-Assertive, Kinds of sentences	5 Hours
Direct-Indirect Speech		5 Hours
Vocabulary Usage	Homonyms, Correcting Spelling, One-word equivalents	7 Hours
Precis Writing		3 Hours
Essay/Report Writing		5 Hours
Letter Writing	Personal, Official, Applications	5 Hours
Idioms & Phrases	Meaning & Usage in sentences	5 Hours
Comprehension	Of an unseen passage	2 Hours
Elaboration	Expansion of ideas, proverbs	2 Hours
Presentation	Preparation of materials and presentation – step	3 Hours

Suggested Text Books:

1) SLN Sharma & K Shankaranarayana **"Basic Grammar"**, Navakarnataka Publications.
2) Jones **"New International Business English"**, published by Cambridge University Press.

Reference Books:

1) G. Sankaran, **"English Rank Scorer"**, Addone Publishing group, Thiruvanantapuram, Kerala
2) Wren & Martin **"English Grammar"**.
3) John Seely, **"Oxford Guide to Speaking and Writing**", 2000

Kannada Kali

Lesson 1 :	Introducing each other – 1. Personal Pronouns, Possessive forms, Interrogative words.
Lesson 2 :	Introducing each other – 2. Personal Pronouns, Possessive forms, Yes/No Type Interrogation
Lesson 3 :	About Ramanaya. Possessive forms of nons, dubitive question, Relative nouns
Lesson 4 :	Enquiring about a room for rent. Qualitative and quantitative adjectives.
Lesson 5 :	Enquiring about the college. Predicative forms, locative case.
Lesson 6 :	In a hotel Dative case defective verbs.
Lesson 7 :	Vegetable market. Numeral, plurals.
Lesson 8 :	Planning for a picnic. Imperative, Permissive, hortative.
Lesson 9 :	Conversation between Doctor and the patient. Verb- iru, negation – illa, non – past tense.
Lesson 10:	Doctors advise to Patient. Potential forms, no – past continuous.
Lesson 11:	Discussing about a film. Past tense, negation.
Lesson 12:	About Brindavan Garden. Past tense negation.

Lesson 13:	About routine activities of a student. Verbal Participle, reflexive form, negation.
Lesson 14:	Telephone conversation. Past and present perfect past continuous and their negation.
Lesson 15:	About Halebid, Belur. Relative participle, negation.
Lesson 16:	Discussing about examination and future plan. Simple conditional and negative
Lesson 17:	Karnataka (Lesson for reading)
Lesson 18:	Kannada Bhaashe (Lesson for reading)
Lesson 19:	Mana taruva Sangati alla (Lesson for reading)
Lesson 20:	bEku bEDagaLu (lesson for reading)

1. ಶ್ರಾವಣ (ಕವನ) ದ.ರಾ.ಬೇಂದ್ರೆ
2. ಡಾ. ವಿಶ್ವೇಶ್ವರಯ್ಯ ವ್ಯಕ್ತಿ ಮತ್ತು ಐತಿಹ್ಯ (ವ್ಯಕ್ತಿಚಿತ್ರ) ಎ.ಎನ್. ಮೂರ್ತಿರಾವ್
3. ದೋಣಿ ಹರಿಗೋಲುಗಳಲ್ಲಿ (ಪ್ರವಾಸ ಕಥನ) ಶಿವರಾಮ ಕಾರಂತ
4. ಅಣ್ಣಪ್ಪನ ರೇಷ್ಮೆ ಕಾಯಿಲೆ (ಪ್ರಬಂಧ) ಕುವೆಂಪು
5. ನಮ್ಮ ಎಮ್ಮೆಗೆ ಮಾತು ತಿಳಿಯುವುದೇ (ವಿನೋದ) ಗೋರೂರು ರಾಮಸ್ವಾಮಿ ಅಯ್ಯಂಗಾರ್
6. ಅನೆಹಳ್ಳದಲ್ಲಿ ಹುಡುಗಿಯರು(ವಿಜ್ಞಾನ ಲೇಖನ) ಬಿ.ಜಿ.ಎಲ್ ಸ್ವಾಮಿ
7. ಬೆಡ್ ನಂ. ಏಳು (ಕತೆ) ತ್ರಿವೇಣಿ
8. ರೊಟ್ಟಿ ಮತ್ತು ಕೋವಿ (ಕವನ) ಸು.ರಂ.ಎಕ್ಕುಂಡಿ
9. ಗುಬ್ಬಚ್ಚಿ ಗೂಡು (ಅಂಕಂ ಬರಹ) ಲಂಕೇಶ್
10. ಚೀಂಕ್ರ ಮೇಸ್ತ್ರಿ ಮತ್ತು ಹಾವುಮೀನು (ಪರಿಸರ ಲೇಖನ) ಕೆ.ಪೂರ್ಣಚಂದ್ರ ತೇಜಸ್ವಿ
11. ಗಾಂಧಿ (ಕತೆ) ಬೆಸಗರಹಳ್ಳಿ ರಾಮಣ್ಣ
12. ಬೆಳ್ಳಿಯ ಹಾಡು (ಕವನ) ಸಿದ್ಧಲಿಂಗಯ್ಯ
13. ಎಲ್ಲ ಹುಡುಗಿಯರ ಕನಸು (ಕವನ) ಸವಿತಾ ನಾಗಭೂಷಣ
14. ನೀರು (ಕತೆ) ಬಸವರಾಜ ಕುಕ್ಕರಹಳ್ಳಿ
15. ಕರ್ನಾಟಕ ಸಂಸ್ಕೃತಿ ಸ್ವರೂಪ (ಪರಿಚಯ ಲೇಖನ) ರಹಮತ ತರೀಕೆರೆ
16. ತಂತ್ರಜ್ಞಾನ ಕಲಿಕೆಯಲ್ಲಿ ಭಾಷೆ (ತಂತ್ರಜ್ಞಾನ ಬರಹ) ಎಸ್.ಸುಂದರ್
17. ಕೊಣವೇಗೌಡ (ಕಾವ್ಯ) ಜಾನಪದ

PROGRAMMING IN C AND DATA STRUCTURES
[As per Choice Based Credit System (CBCS) scheme]
(Effective from the academic year 2015 -2016)
SEMESTER - I/II

Subject Code	15PCD13/23	IA Marks	20
Number of Lecture Hours/Week	04	Exam Marks	80
Total Number of Lecture Hours	50	Exam Hours	03

CREDITS - 04

Course objectives:

The objectives of this course is to make students to learn basic principles of Problem solving, implementing through C programming language and to design & develop programming skills. To gain knowledge of data structures and their applications.

Module -1 : INTRODUCTION TO C LANGUAGE	**Teaching Hours**
Pseudo code solution to problem, Basic concepts in a C program, Declaration, Assignment & Print statements, Data Types, operators and expressions etc, Programming examples and exercise. **Text 1:** Chapter 2, **and** **Text 2:** 1.1, 1.2, 1.3	**10Hours**
Module -2: BRANCHING AND LOOPING	
Two way selection (if, if-else, nested if-else, cascaded if-else), switch statement, ternary operator? Go to, Loops (For, while-do, do-while) in C, break and continue, Programming examples and exercises. **Text 1:** Chapter 3**.** **&** **Text 2:** 4.4.	**10 Hours**
Module – 3: FUNCTIONS, ARRAYS AND STRINGS	
ARRAYS AND STRINGS: Using an array, Using arrays with Functions, Multi-Dimensional arrays. String: Declaring, Initializing, Printing and reading strings, string manipulation functions, String input and output functions, array of strings, Programming examples and Exercises. **Text 1:** 5.7, & **Text 2**: 7.3, 7.4, chapter 9 **FUNCTIONS**: Functions in C, Argument Passing – call by value, call by reference, Functions and program structure, location of functions, void and parameter less Functions, Recursion, Programming examples and exercises. **Text 1:** 1.7, 1.8, Chapter 4. **Text 2:** 5.1 to 5.4.	**10 Hours**

Module-4: STRUCTURES AND FILE MANAGEMENT	
Basic of structures, structures and Functions, Array of structures, structure Data types, type definition, Defining, opening and closing of files, Input and output operations, Programming examples and exercises. **Text 1:** 6.1 to 6.3. **Text 2**: 10.1 to 10.4, Chapter 11.	**10 Hours**
Module-5: POINTERS AND PREPROCESSORS & Data Structures	
Pointers and address, pointers and functions (call by reference) arguments, pointers and arrays, address arithmetic, character pointer and functions, pointers to pointer ,Initialization of pointer arrays, Dynamic memory allocations methods, Introduction to Preprocessors, compiler control Directives, Programming examples and exercises. **Text 1:** 5.1 to 5.6, 5.8. **Text 2: 12.2,** 12.3**, 13.1 to 13.7**. **Introduction to Data Structures**: Primitive and non primitive data types, Abstract data types, Definition and applications of Stacks, Queues, Linked Lists and Trees. **Text 2 : 14.1, 14.2, 14.11, 14.12, 14.13, 14.15, 14.16, 14.17, 15.1**.	**10 Hours**

Course outcomes: On completion of this course, students are able to

- Achieve Knowledge of design and development of C problem solving skills.
- Understand the basic principles of Programming in C language
- Design and develop modular programming skills.
- Effective utilization of memory using pointer technology
- Understands the basic concepts of pointers and data structures.

Question paper pattern:

- The question paper will have ten questions.
- Each full Question consisting of 16 marks
- There will be **2** full questions(with a **maximum** of **four** sub questions) from each module.
- Each full question will have sub questions covering all the topics under a module.
- The students will have to answer **5** full questions, selecting one full question from each module.

Text Books:

1. Brian W. Kernighan and Dennis M. Ritchie: The C Programming Language, 2nd Edition, PHI, 2012.
2. Jacqueline Jones & Keith Harrow: Problem Solving with C, 1st Edition, Pearson 2011.

Reference Books:

1. Vikas Gupta: Computer Concepts and C Programming, Dreamtech Press 2013.
2. R S Bichkar, Programming with C, University Press, 2012.
3. V Rajaraman: Computer Programming in C, PHI, 2013.

VISVESVARAYA TECHNOLOGICAL UNIVERSITY, BELGAUM
CHOICE BASED CREDIT SYSTEM (CBCS)
SCHEME OF TEACHING AND EXAMINATION 2015-2016

I SEMESTER B.E./B.TECH.

PHYSICS GROUP

Sl. No.	Subject Code	Subject		Teaching Department	Board	Theory /Lab/ Drawing (Hrs/ Week)	Examination Marks			Credits
							Th./Pr.	I.A.	Total	
1	15MAT11	Engineering Maths-I	BS	Maths	Basic Sc.	4 (T)	80	20	100	4
2	15PHY12	Engineering Physics	BS	Physics	Basic Sc.	4 (T)	80	20	100	4
3	15CIV13	Elements of Civil Engg. & Mechanics	ES	Civil Engg.	Civil Engg.	4 (T)	80	20	100	4
4	15EME14	Elements of Mechanical Engg.	ES	Mech. Engg.	Mech. Engg.	4 (T)	80	20	100	4
5	15ELE15	Basic Electrical Engg.	ES	E & E	E & E	4 (T)	80	20	100	4
6	15WSL16	Workshop Practice	ES	Mech., Auto, IP, IEM, Mfg. Engg.	Mech. Engg.	3(2 hrs lab+ 1 hr instruction)	80	20	100	2
7	15PHYL17	Engg. Physics Lab	BS	Physics	Basic Sc.	3(2 hrs lab+ 1 hr instruction)	80	20	100	2
8	15CPH18	Constitution of India, Professional Ethics and Human Rights (CPH)	MNC	Humanities		2 (Tutorial)	40	10	50	--
9		Language (Kan.)	Mandatory Learning	Humanities		1 (T)	-	-	-	--
						29	600	150	750	24

Note: The Subjects Kannada and English are Audit Courses

VISVESVARAYA TECHNOLOGICAL UNIVERSITY, BELGAUM
CHOICE BASED CREDIT SYSTEM (CBCS)
SCHEME OF TEACHING AND EXAMINATION 2015-2016

IISEMESTER B.E./B.TECH.

PHYSICS GROUP

Sl. No.	Subject Code	Subject		Teaching Department	Board	Theory /Lab/ Drawing (Hrs/ Week)	Examination Marks			Credits
							Th./Pr.	I.A.	Total	
1	15MAT21	Engineering Maths-II	BS	Maths	Basic Sc.	4 (T)	80	20	100	4
2	15PHY22	Engineering Physics	BS	Physics	Basic Sc.	4 (T)	80	20	100	4
3	15CIV23	Elements of Civil Engg. & Mechanics	ES	Civil Engg.	Civil Engg.	4 (T)	80	20	100	4
4	15EME24	Elements of Mechanical Engg.	ES	Mech. Engg.	Mech. Engg.	4 (T)	80	20	100	4
5	15ELE25	Basic Electrical Engg.	ES	E & E	E & E	4 (T)	80	20	100	4
6	15WSL26	Workshop Practice	ES	Mech., Auto, IP, IEM, Mfg. Engg.	Mech. Engg.	3(2 hrs lab+ 1 hr instruction)	80	20	100	2
7	15PHYL27	Engg. Physics Lab	BS	Physics	Basic Sc.	3(2 hrs lab+ 1 hr instruction)	80	20	100	2
8	15CPH28	Constitution of India, Professional Ethics and Human Rights	MNC	Humanities		2 (Tutorial)	40	10	50	--
9		Language (Kan.)	Mandatory Learning	Humanities		1 (T)	-	-	-	--
						29	600	150	750	24

Note: The Subjects Kannada and English are Audit Courses

WORKSHOP PRACTICE

[As per Choice Based Credit System (CBCS) scheme]

(Effective from the academic year 2015 -2016)

SEMESTER - I/II

Subject Code	**15WSL16/15WSL26**	IA Marks	20
Labs / Tutorial Hours/Week	3 (1 hr Tut +2 hrs lab)	Exam Marks	80
Total Number of Lecture Hours	42	Exam Hours	03

CREDITS - 02

Course objectives:

- To impart knowledge and skill to use tools, machines, equipment, and measuring instruments.
- Educate students of Safe handling of machines and tools.

Module -1	**Teaching Hours**
1. Demonstration on use of Hand Tools: V-block, Marking Gauge, Files, Hack Saw, Drills, Taps.Minimum 3 models involving Dove tail joint,Triangular joint and Semicircular joint. 2. Welding: Study of electric arc welding tools &equipments, Models: Butt Joint, Lap Joint, T joint & L-joint. 3. Sheet Metal & Soldering Work: Development & Soldering of the models: Tray, Frustum of cone, Prism(Hexagon & Pentagon),Truncated Square Pyramid, Funnel.	**3 Hours**

Course outcomes:

At the end of the course, the student will be able to:

1. Demonstrate and produce different types of fitting models.
2. Gain knowledge of development of sheet metal models with an understanding of their applications.
3. Perform soldering and welding of different sheet metal & welded joints.
4. Understand the Basics of Workshop practices.

Ref Books:

1. Elements of Workshop Technology:Vol I:Manufacturing Processes, S K Hajra.

Choudhury, A K. Hajra Choudhury,15th Edition Reprinted 2013,Media Promoters &Publishers Pvt Ltd., Mumbai.

Note: ***No mini drafters and drawing boards required. Drawings (Developments) can be doneon sketch sheets using scale , pencil and Geometrical Instruments***

SCHEME OF TEACHING AND EXAMINATION
B.E Electronics & Communication Engineering / Telecommunication Engineering
(Common to Electronics & Communication and Telecommunication Engineering)

III SEMESTER

Sl. No	Subject Code	Title	Teaching Hours /Week		Examination				Credits
			Theory	Practical/ Drawing	Duration	Theory/ Practical Marks	I.A. Marks	Total Marks	
1	15MAT31	Engineering Mathematics –III*	04		03	80	20	100	4
2	15EC32	Analog Electronics	04		03	80	20	100	4
3	15EC33	Digital Electronics	04		03	80	20	100	4
4	15EC34	Network Analysis	04		03	80	20	100	4
5	15EC35	Electronic Instrumentation	04		03	80	20	100	4
6	15EC36	Engineering Electromagnetics	04		03	80	20	100	4
7	15ECL37	Analog Electronics Lab		1I+2P	03	80	20	100	2
8	15ECL38	Digital Electronics Lab		1I+2P	03	80	20	100	2
TOTAL			**24**	**6**	**24**	**640**	**160**	**800**	**28**

*Additional course for Lateral entry students only:

1	15MATDIP31	Additional Mathematics - I	03		03	80	--	80	--

SCHEME OF TEACHING AND EXAMINATION
B.E Electronics & Communication Engineering / Telecommunication Engineering
(Common to Electronics & Communication and Telecommunication Engineering)

IV SEMESTER

Sl. No	Subject Code	Title	Teaching Hours /Week		Examination				Credits
			Theory	Practical / Drawing	Duration	Theory/ Practical Marks	I.A. Marks	Total Marks	
1	15MAT41	Engineering Mathematics –IV*	04		03	80	20	100	4
2	15EC42	Microprocessor	04		03	80	20	100	4
3	15EC43	Control Systems	04		03	80	20	100	4
4	15EC44	Signals and Systems	04		03	80	20	100	4
5	15EC45	Principles of Communication Systems	04		03	80	20	100	4
6	15EC46	Linear Integrated Circuits	04		03	80	20	100	4
7	15ECL47	Microprocessor Lab		1I+2P	03	80	20	100	2
8	15ECL48	Linear ICs and Communication Lab		1I+2P	03	80	20	100	2
TOTAL			**24**	**06**	**24**	**640**	**160**	**800**	**28**

*Additional course for Lateral entry students only:

1	15MATDIP41	Additional Mathematics - II	03		03	80	--	80	--

SCHEME OF TEACHING AND EXAMINATION
B.E.: Electronics & Communication Engineering

V SEMESTER

Sl. No	Subject Code	Title	Teaching Hours /Week		Examination				Credits
			Theory	Practical /Drawing	Duration	Theory/ Practical Marks	I.A. Marks	Total Marks	
1	15ES51	Management and Entrepreneurship Development	04		03	80	20	100	4
2	15EC52	Digital Signal Processing	04		03	80	20	100	4
3	15EC53	Verilog HDL	04		03	80	20	100	4
4	15EC54	Information Theory & Coding	04		03	80	20	100	4
5	15EC55X	Professional Elective-1	03		03	80	20	100	3
6	15EC56X	Open Elective-1	03		03	80	20	100	3
7	15ECL57	DSP Lab		1I+2P	03	80	20	100	2
8	15ECL58	HDL Lab		1I+2P	03	80	20	100	2
TOTAL			**22**	**06**	**24**	**640**	**160**	**800**	**26**

Professional Elective-1			**Open Elective – 1* (List offered by EC/TC Board only)**	
15EC551	Nanoelectronics		15EC561	Automotive Electronics
15EC552	Switching & Finite Automata Theory		15EC562	Object Oriented Programming Using C++
15EC553	Operating System		15EC563	8051 Microcontroller
15EC554	Electrical Engineering Materials			
15EC555	MSP430 Microcontroller			

1. **Professional Elective:** Elective relevant to chosen specialization/ branch.
2. *** Open Elective List**: For other Open Electives offered by other Boards, refer the Scheme of other Boards or Consolidated list in VTU Website.

SCHEME OF TEACHING AND EXAMINATION
B.E.: Electronics & Communication Engineering

VI SEMESTER

Sl. No	Subject Code	Title	Teaching Hours /Week		Examination				Credits
			Theory	Practical/ Drawing	Duration	Theory/ Practical Marks	I.A. Marks	Total Marks	
1	15EC61	Digital Communication	04		03	80	20	100	4
2	15EC62	ARM Microcontroller & Embedded Systems	04		03	80	20	100	4
3	15EC63	VLSI Design	04		03	80	20	100	4
4	15EC64	Computer Communication Networks	04		03	80	20	100	4
5	15EC65X	Professional Elective-2	03		03	80	20	100	3
6	15EC66X	Open Elective-2	03		03	80	20	100	3
7	15ECL67	Embedded Controller Lab		1I+2P	03	80	20	100	2
8	15ECL68	Computer Networks Lab		1I+2P	03	80	20	100	2
TOTAL			**22**	**6**	**24**	**640**	**160**	**800**	**26**

Professional Elective-2			**Open Elective – 2* (List offered by EC/TC Board only)**	
15EC651	Cellular Mobile Communication		15EC661	Data Structures Using C++
15EC652	Adaptive Signal Processing		15EC662	Power Electronics
15EC653	Artificial Neural Networks		15EC663	Digital System Design using Verilog
15EC654	Digital Switching Systems			
15EC655	Microelectronics			

1. **Professional Elective:** Elective relevant to chosen specialization/branch.
2. *** Open Elective List**: For other Open Electives offered by other Boards, refer the Scheme of other Boards or Consolidated list in VTU Website.

SCHEME OF TEACHING AND EXAMINATION
B.E.: Electronics & Communication Engineering

VII SEMESTER

Sl. No	Subject Code	Title	Teaching Hours /Week		Examination				15EC
			Theory	Practical/Drawing	Duration	I.A. Marks	Theory/ Practical Marks	Total Marks	
1	15EC71	Microwave and Antennas	04		03	20	80	100	4
2	15EC72	Digital Image Processing	04		03	20	80	100	4
3	15EC73	Power Electronics	04		03	20	80	100	4
4	15XX74X	Professional Elective-3	03		03	20	80	100	3
5	15EC75X	Professional Elective-4	03		03	20	80	100	3
6	15ECL76	Advanced Communication Lab		1I+2P	03	20	80	100	2
7	15ECL77	VLSI Lab		1I+2P	03	20	80	100	2
8	15ECP78	Project Work Phase–I + Project work Seminar		03		100	-	100	2
TOTAL			**18**	**09**	**21**	**240**	**560**	**800**	**24**

Professional Elective-3		**Professional Elective-4**	
15EC741	Multimedia Communication	15EC751	DSP Algorithms and Architecture
15EC742	Biomedical Signal Processing	15EC752	IoT and Wireless Sensor Networks
15EC743	Real Time Systems	15EC753	Pattern Recognition
15EC744	Cryptography	15EC754	Advanced Computer Architecture
15EC745	CAD for VLSI	15EC755	Satellite Communication

1. Project Phase –I + Project Work Seminar: Literature Survey, Problem Identification, Objectives and Methodology. Submission of Synopsis and Seminar.

SCHEME OF TEACHING AND EXAMINATION
B.E.: Electronics & Communication Engineering

VIII SEMESTER

Sl. No	Subject Code	Title	Teaching Hours /Week		Examination				Credits
			Theory	Practical/ Drawing	Duration	I.A. Marks	Theory/ Practical Marks	Total Marks	
1	15EC81	Wireless Cellular and LTE 4G Broadband	4	-	3	20	80	100	4
2	15EC82	Fiber Optics & Networks	4	-	3	20	80	100	4
3	15EC83X	Professional Elective-5	3	-	3	20	80	100	3
4	15EC84	Internship/Professional Practice	Industry Oriented		3	50	50	100	2
5	15ECP85	Project Work	-	6	3	100	100	200	6
6	15ECS86	Seminar	-	4	-	100	-	100	1
TOTAL			**11**	**10**	**15**	**310**	**390**	**700**	**20**

Professional Elective -5	
15EC831	Micro Electro Mechanical Systems
15EC832	Speech Processing
15EC833	Radar Engineering
15EC834	Machine learning
15EC835	Network and Cyber Security

1. Internship / Professional Practice: To be carried between the (6th and 7th Semester) or (7th and 8th) Semester Vacation period.

B.E., III Semester, Electronics & Communication Engineering /Telecommunication Engineering

ENGINEERING MATHEMATICS-III

B.E., III Semester, Common to all Branches

[As per Choice Based Credit System (CBCS) scheme]

Subject Code	15MAT31	IA Marks	20
Number of Lecture Hours/Week	04	Exam marks	80
Total Number of Lecture Hours	50 (10 Hours per Module)		

Credits – 04

Course Objectives: This course will enable students to:

- Introduce most commonly used analytical and numerical methods in the different engineering fields.
- Learn Fourier series, Fourier transforms and Z-transforms, statistical methods, numerical methods.
- Solve algebraic and transcendental equations, vector integration and calculus of variations.

Modules	RBT Level
Module-1	
Fourier Series: Periodic functions, Dirichlet's condition, Fourier Series of periodic functions with period 2π and with arbitrary period $2c$. Fourier series of even and odd functions. Half range Fourier Series, practical harmonic analysis-Illustrative examples from engineering field.	L1, L2, L4
Module-2	
Fourier Transforms: Infinite Fourier transforms, Fourier sine and cosine transforms. Inverse Fourier transform. **Z-transform:** Difference equations, basic definition, z-transform-definition, Standard z-transforms, Damping rule, Shifting rule, Initial value and final value theorems (without proof) and problems, Inverse z-transform. Applications of z-transforms to solve difference equations.	L2, L3, L4
Module-3	
Statistical Methods: Review of measures of central tendency and dispersion. Correlation-Karl Pearson's coefficient of correlation-problems. Regression analysis- lines of regression (without proof) –Problems **Curve Fitting:** Curve fitting by the method of least squares- fitting of the curves of the form, $y = ax + b$, $y = ax^2 + bx + c$ and $y = ae^{bx}$. **Numerical Methods:** Numerical solution of algebraic and transcendental equations by Regula- Falsi Method and Newton-Raphson method.	L3
Module-4	
Finite differences: Forward and backward differences, Newton's forward and backward interpolation formulae. Divided differences- Newton's divided difference formula. Lagrange's interpolation formula and inverse interpolation formula (all formulae without proof)-Problems. **Numerical integration:** Simpson's $(1/3)^{th}$ and $(3/8)^{th}$ rules, Weddle's rule (without proof)–Problems.	L3

Module-5	
Vector integration: Line integrals-definition and problems, surface and volume integrals-definition, Green's theorem in a plane, Stokes and Gauss-divergence theorem(without proof) and problems. **Calculus of Variations:** Variation of function and Functional, variational problems. Euler's equation, Geodesics, hanging chain, Problems.	L3, L4 L2, L4
Course outcomes: On completion of this course, students are able to: • Know the use of periodic signals and Fourier series to analyze circuits and system communications. • Explain the general linear system theory for continuous-time signals and digital signal processing using the Fourier Transform and z-transform. • Employ appropriate numerical methods to solve algebraic and transcendental equations. • Apply Green's Theorem, Divergence Theorem and Stokes' theorem in various applications in the field of electro-magnetic and gravitational fields and fluid flow problems. • Determine the extremals of functionals and solve the simple problems of the calculus of variations.	

Question paper pattern:

- The question paper will have ten questions.
- Each full Question consisting of 16 marks
- There will be 2 full questions (with a maximum of four sub questions) from each module.
- Each full question will have sub questions covering all the topics under a module.
- The students will have to answer 5 full questions, selecting one full question from each module.

Text Books:

1. *B.S. Grewal: Higher Engineering Mathematics, Khanna Publishers, 43rd Ed., 2015.*
2. *E. Kreyszig: Advanced Engineering Mathematics, John Wiley & Sons,10th Ed., 2015.*

Reference Books:

1. *N.P.Bali and Manish Goyal: A Text Book of Engineering Mathematics, Laxmi Publishers, 7th Ed., 2010.*
2. *B.V.Ramana: "Higher Engineering Mathematics" Tata McGraw-Hill, 2006.*
3. *H. K. Dass and Er. Rajnish Verma: "Higher Engineering Mathematics", S. Chand publishing, 1st edition, 2011.*

Web Link and Video Lectures:

1. *http://nptel.ac.in/courses.php?disciplineID=111*
2. *http://www.khanacademy.org/*
3. *http://www.class-central.com/subject/math*

ADDITIONAL MATHEMATICS - I

B.E., III Semester, Common to all Branches

(A Bridge course for Lateral Entry students of III Sem. B. E.)

[As per Choice Based Credit System (CBCS) scheme]

Subject Code	15MATDIP31	IA Marks	--
Number of Lecture Hours/Week	03	Exam marks	80
Total Number of Lecture Hours	40 (08 Hours per Module)		

Credits – 00

Course Objectives: This course will enable students to:

- Acquire basic concepts of complex trigonometry, vector algebra, differential & integral calculus and vector differentiation.
- Solve first order differential equations.

Modules	**RBT Level**
Module-1	
Complex Trigonometry: Complex Numbers: Definitions & properties. Modulus and amplitude of a complex number, Argand's diagram, De-Moivre's theorem (without proof). **Vector Algebra**: Scalar and vectors. Vectors addition and subtraction. Multiplication of vectors (Dot and Cross products). Scalar and vector triple products-simple problems.	**L1**
Module-2	
Differential Calculus: Review of successive differentiation. Formulae for n^{th} derivatives of standard functions- Liebnitz's theorem (without proof). Polar curves–angle between the radius vector and the tangent pedal equation- Problems. Maclaurin's series expansions- Illustrative examples. Partial Differentiation : Euler's theorem for homogeneous functions of two variables. Total derivatives-differentiation of composite and implicit function. Application to Jacobians.	**L1, L2**
Module-3	
Integral Calculus: Statement of reduction formulae for $sin^n x$, $cos^n x$, *and* $sin^m x\, cos^n x$ and evaluation of these with standard limits-Examples. Double and triple integrals-Simple examples.	**L1, L2**
Module-4	
Vector Differentiation: Differentiation of vector functions. Velocity and acceleration of a particle moving on a space curve. Scalar and vector point functions. Gradient, Divergence, Curl and Laplacian (Definitions only). Solenoidal and irrotational vector fields-Problems.	**L1, L2**
Module-5	
Ordinary differential equations (ODE's): Introduction-solutions of first order and first degree differential equations: homogeneous**,** exact, linear differential equations of order one and equations reducible to above types.	**L1, L2**

Course outcomes: On completion of the course, students are able to: • Understand the fundamental concepts of complex numbers and vector algebra to analyze the problems arising in related area. • Use derivatives and partial derivatives to calculate rates of change of multivariate functions. • Learn techniques of integration including double and triple integrals to find area, volume, mass and moment of inertia of plane and solid region. • Analyze position, velocity and acceleration in two or three dimensions using the calculus of vector valued functions. • Recognize and solve first-order ordinary differential equations occurring in different branches of engineering.	
Question paper pattern: • The question paper will have ten questions. • Each full Question consisting of 16 marks • There will be 2 full questions (with a maximum of four sub questions) from each module. • Each full question will have sub questions covering all the topics under a module. • The students will have to answer 5 full questions, selecting one full question from each module.	
Text Book: *B.S. Grewal: Higher Engineering Mathematics, Khanna Publishers, New Delhi, 43rd Ed., 2015.*	
Reference Books: 1. *E. Kreyszig: Advanced Engineering Mathematics, John Wiley & Sons, 10th Ed., 2015.* 2. *N.P.Bali and Manish Goyal: Engineering Mathematics, Laxmi Publishers, 7th Ed., 2007.*	

ANALOG ELECTRONICS [As per Choice Based Credit System (CBCS) scheme] SEMESTER – III (EC/TC)			
Subject Code	15EC32	IA Marks	20
Number of Lecture Hours/Week	04	Exam Marks	80
Total Number of Lecture Hours	50 (10 Hours per Module)	Exam Hours	03
CREDITS – 04			

Course objectives: This course will enable students to:

- Explain various BJT parameters, connections and configurations.
- Explain BJT Amplifier, Hybrid Equivalent and Hybrid Models.
- Explain construction and characteristics of JFETs and MOSFETs.
- Explain various types of FET biasing, and demonstrate the use of FET amplifiers.
- Construct frequency response of BJT and FET amplifiers at various frequencies.
- Analyze Power amplifier circuits in different modes of operation.
- Construct Feedback and Oscillator circuits using FET.

Modules	RBT Level
Module -1	
BJT AC Analysis: BJT Transistor Modeling, The re transistor model, Common emitter fixed bias, Voltage divider bias, Emitter follower configuration. Darlington connection-DC bias; The Hybrid equivalent model, Approximate Hybrid Equivalent Circuit- Fixed bias, Voltage divider, Emitter follower configuration; Complete Hybrid equivalent model, Hybrid π Model.	**L1, L2,L3**
Module -2	
Field Effect Transistors: Construction and Characteristics of JFETs, Transfer Characteristics, Depletion type MOSFET, Enhancement type MOSFET. **FET Amplifiers:** JFET small signal model, Fixed bias configuration, Self bias configuration, Voltage divider configuration, Common Gate configuration. Source-Follower Configuration, Cascade configuration.	**L1, L2, L3**
Module -3	
BJT and JFET Frequency Response: Logarithms, Decibels, Low frequency response – BJT Amplifier with RL, Low frequency response-FET Amplifier, Miller effect capacitance, High frequency response – BJT Amplifier, High frequency response-FET Amplifier, Multistage Frequency Effects.	**L1, L2, L3**
Module -4	

Feedback and Oscillator Circuits: Feedback concepts, Feedback connection types, Practical feedback circuits, Oscillator operation, FET Phase shift oscillator, Wien bridge oscillator, Tuned Oscillator circuit, Crystal oscillator, UJT construction, UJT Oscillator.	**L1,L2, L3**
Module -5	
Power Amplifiers: Definition and amplifier types, Series fed class A amplifier, Transformer coupled class A amplifier, Class B amplifier operation and circuits, Amplifier distortion, Class C and Class D amplifiers. **Voltage Regulators:** Discrete transistor voltage regulation - Series and Shunt Voltage regulators.	**L1, L2, L3**

Course Outcomes: After studying this course, students will be able to:

- Describe the working principle and characteristics of BJT, FET, Single stage, cascaded and feedback amplifiers.
- Describe the Phase shift, Wien bridge, tuned and crystal oscillators using BJT/FET/UJT.
- Calculate the AC gain and impedance for BJT using re and h parameters models for CE and CC configuration.
- Determine the performance characteristics and parameters of BJT and FET amplifier using small signal model.
- Determine the parameters which affect the low frequency and high frequency responses of BJT and FET amplifiers and draw the characteristics.
- Evaluate the efficiency of Class A and Class B power amplifiers and voltage regulators.

Question paper pattern:

- The question paper will have ten questions.
- Each full question consists of 16 marks.
- There will be 2 full questions (with a maximum of Three sub questions) from each module.
- Each full question will have sub questions covering all the topics under a module. The students will have to answer 5 full questions, selecting one full question from each module.

Text Book:

Robert L. Boylestad and Louis Nashelsky, "Electronics devices and Circuit theory", Pearson, 10th/11th Edition, 2012, ISBN:978-81-317-6459-6.

Reference Books:

1. Adel S. Sedra and Kenneth C. Smith, "Micro Electronic Circuits Theory and Application", 5th Edition ISBN:0198062257
2. Fundamentals of Microelectronics, Behzad Razavi, John Weily ISBN 2013 978-81-265-2307-8
3. J.Millman & C.C.Halkias–Integrated Electronics, 2nd edition, 2010, TMH. ISBN 0-07-462245-5
4. K. A. Navas, "Electronics Lab Manual", Volume I, PHI, 5th Edition, 2015, ISBN:9788120351424.

DIGITAL ELECTRONICS
[As per Choice Based Credit System (CBCS) scheme]
SEMESTER – III (EC/TC)

Subject Code	15EC33	IA Marks	20
Number of Lecture Hours/Week	04	Exam Marks	80
Total Number of Lecture Hours	50 (10 Hours per Module)	Exam Hours	03

CREDITS – 04

Course objectives: This course will enable students to:

- Illustrate simplification of Algebraic equations using Karnaugh Maps and Quine-McClusky Techniques.
- Design combinational logic circuits.
- Design Decoders, Encoders, Digital Multiplexer, Adders, Subtractors and Binary Comparators.
- Describe Latches and Flip-flops, Registers and Counters.
- Analyze Mealy and Moore Models.
- Develop state diagrams Synchronous Sequential Circuits.

Modules	RBT Level
Module – 1	
Principles of combination logic: Definition of combinational logic, canonical forms, Generation of switching equations from truth tables, Karnaugh maps-3,4,5 variables, Incompletely specified functions (Don't care terms) Simplifying Max term equations, Quine-McCluskey minimization technique, Quine-McCluskey using don't care terms, Reduced prime implicants Tables.(Text 1, Chapter 3)	**L1, L2, L3**
Module -2	
Analysis and design of combinational logic: General approach to combinational logic design, Decoders, BCD decoders, Encoders, digital multiplexers, Using multiplexers as Boolean function generators, Adders and subtractors, Cascading full adders, Look ahead carry, Binary comparators.(Text 1, Chapter 4)	**L1, L2, L3**
Module -3	
Flip-Flops: Basic Bistable elements, Latches, Timing considerations, The master-slave flip-flops (pulse-triggered flip-flops): SR flip-flops,JK flip-flops, Edge triggered flip-flops, Characteristic equations. (Text 2, Chapter 6)	**L1,L2**
Module -4	
Simple Flip-Flops Applications: Registers, binary ripple counters, synchronous binary counters, Counters based on shift registers, Design of a synchronous counters, Design of a synchronous mod-n counter using clocked T , JK , D and SR flip-flops. (Text 2, Chapter 6)	**L1,L2, L3**

Module -5	
Sequential Circuit Design: Mealy and Moore models, State machine notation, Synchronous Sequential circuit analysis, Construction of state diagrams, counter design. (Text 1, Chapter 6)	**L1, L2, L3**

Course Outcomes: After studying this course, students will be able to:

- Develop simplified switching equation using Karnaugh Maps and Quine-McClusky techniques.
- Explain the operation of decoders, encoders, multiplexers, demultiplexers, adders, subtractors and comparators.
- Explain the working of Latches and Flip Flops (SR,D,T and JK).
- Design Synchronous/Asynchronous Counters and Shift registers using Flip Flops.
- Develop Mealy/Moore Models and state diagrams for the given clocked sequential circuits.
- Apply the knowledge gained in the design of Counters and Registers.

Question paper pattern:

- The question paper will have ten questions.
- Each full question consists of 16 marks.
- There will be 2 full questions (with a maximum of Three sub questions) from each module.
- Each full question will have sub questions covering all the topics under a module. The students will have to answer 5 full questions, selecting one full question from each module.

Text Books:

1. Digital Logic Applications and Design, John M Yarbrough, Thomson Learning, 2001. ISBN 981-240-062-1.

2. Donald D. Givone, "Digital Principles and Design", McGraw Hill, 2002. ISBN 978-0-07-052906-9.

Reference Books:

1. D. P. Kothari and J. S Dhillon, "Digital Circuits and Design", Pearson, 2016, ISBN:9789332543539.
2. Morris Mano, "Digital Design", Prentice Hall of India, Third Edition.
3. Charles H Roth, Jr., "Fundamentals of logic design", Cengage Learning.
4. K. A. Navas, "Electronics Lab Manual", Volume I, PHI, 5th Edition, 2015, ISBN: 9788120351424.

NETWORK ANALYSIS

[As per Choice Based Credit System (CBCS) scheme]

SEMESTER – III (EC/TC)

Subject Code	15EC34	IA Marks	20
Number	04	Exam Marks	80
Total Number of Lecture Hours	50 (10 Hours per Module)	Exam Hours	03

CREDITS – 04

Course objectives: This course enables students to:

- Describe basic network concepts emphasizing source transformation, source shifting, mesh and nodal techniques to solve for resistance/impedance, voltage, current and power.
- Explain network Thevenin's, Millman's, Superposition, Reciprocity, Maximum Power transfer and Norton's Theorems and apply them in solving the problems related to Electrical Circuits.
- Explain the behavior of networks subjected to transient conditions.
- Use applications of Laplace transforms to network problems.
- Describe Series and Parallel Combination of Passive Components as resonating circuits, related parameters and to analyze frequency response.
- Study two port network parameters like Z, Y, T and h and their inter-relationships and applications.

Modules	**RBT Level**
Module -1	
Basic Concepts: Practical sources, Source transformations, Network reduction using Star – Delta transformation, Loop and node analysis with linearly dependent and independent sources for DC and AC networks, Concepts of super node and super mesh.	**L1, L2,L3,L4**
Module -2	
Network Theorems: Superposition, Reciprocity, Millman's theorems, Thevinin's and Norton's theorems, Maximum Power transfer theorem.	**L1, L2, L3,L4**
Module -3	
Transient behavior and initial conditions: Behavior of circuit elements under switching condition and their Representation, evaluation of initial and final conditions in RL, RC and RLC circuits for AC and DC excitations. **Laplace Transformation & Applications**: Solution of networks, step, ramp and impulse responses, waveform Synthesis.	**L1, L2, L3,L4**
Module -4	
Resonant Circuits: Series and parallel resonance, frequency- response of series and Parallel circuits, Q–Factor, Bandwidth.	**L1, L2, L3,L4**
Module -5	

Two port network parameters: Definition of Z, Y, h and Transmission parameters, modeling with these parameters, relationship between parameters sets.	**L1, L2, L3,L4**

Course Outcomes: After studying this course, students will be able to:

- Determine currents and voltages using source transformation/ source shifting/ mesh/ nodal analysis and reduce given network using star-delta transformation/ source transformation/ source shifting.
- Solve network problems by applying Superposition/ Reciprocity/ Thevenin's/ Norton's/ Maximum Power Transfer/ Millman's Network Theorems and electrical laws to reduce circuit complexities and to arrive at feasible solutions.
- Calculate current and voltages for the given circuit under transient conditions.
- Apply Laplace transform to solve the given network.
- Evaluate for RLC elements/ frequency response related parameters like resonant frequency, quality factor, half power frequencies, voltage across inductor and capacitor, current through the RLC elements, in resonant circuits
- Solve the given network using specified two port network parameter like Z or Y or T or h.

Question paper pattern:

- The question paper will have ten questions.
- Each full question consists of 16 marks.
- There will be 2 full questions (with a maximum of Three sub questions) from each module.
- Each full question will have sub questions covering all the topics under a module.
- The students will have to answer 5 full questions, selecting one full question from each module.

Text Books:

1. M.E. Van Valkenberg (2000), "Network analysis", Prentice Hall of India, 3rd edition, 2000, ISBN: 9780136110958.

2. Roy Choudhury, "Networks and systems", 2nd edition, New Age International Publications, 2006, ISBN: 9788122427677.

Reference Books:

1. Hayt, Kemmerly and Durbin "Engineering Circuit Analysis", TMH 7th Edition, 2010.
2. J. David Irwin /R. Mark Nelms, "Basic Engineering Circuit Analysis", John Wiley, 8thed, 2006.
3. Charles K Alexander and Mathew N O Sadiku, " Fundamentals of Electric Circuits", Tata McGraw-Hill, 3rd Ed, 2009.

ELECTRONIC INSTRUMENTATION

[As per Choice Based Credit System (CBCS) scheme]

SEMESTER – III (EC/TC)

Subject Code	15EC35	IA Marks	20
Number of Lecture Hours/Week	04	Exam Marks	80
Total Number of Lecture Hours	50 (10 Hours per Module)	Exam Hours	03

CREDITS – 04

Course objectives: This course will enable students to:

- Define and describe accuracy and precision, types of errors, statistical and probability analysis.
- Describe the operation of Ammeters, Voltmeters, Multimeters and develop circuits for multirange Ammeters and Voltmeters.
- Describe functional concepts and operation of various Analog and Digital measuring instruments.
- Describe basic concepts and operation of Digital Voltmeters and Microprocessor based instruments.
- Describe and discuss functioning and types of Oscilloscopes, Signal generators, AC and DC bridges.
- Recognize and describe significance and working of different types of transducers.

Modules	RBT Level
Module -1 **Measurement and Error:** Definitions, Accuracy, Precision, Resolution and Significant Figures, Types of Errors, Measurement error combinations, Basics of Statistical Analysis. **(Text 2)** **Ammeters:** DC Ammeter, Multirange Ammeter, The Ayrton Shunt or Universal Shunt, Requirements of Shunt, Extending of Ammeter Ranges, RF Ammeter (Thermocouple), Limitations of Thermocouple. **(Text 1)** **Voltmeters and Multimeters:** Introduction, Basic Meter as a DC Voltmeter, DC Voltmeter, Multirange Voltmeter, Extending Voltmeter Ranges, Loading, AC Voltmeter using Rectifiers. Transistor Voltmeter, Differential Voltmeter, True RMS Voltmeter, Considerations in Choosing an Analog Voltmeter, Multimeter. **(Text 1)**	**L1, L2, L3**
Module -2	

Digital Voltmeters: Introduction, RAMP technique, Dual Slope Integrating Type DVM, Integrating Type DVM, Most Commonly used principles of ADC, Successive Approximations, Continuous Balance DVM, $3\frac{1}{2}$-Digit, Resolution and Sensitivity of Digital Meters, General Specifications of DVM, Microprocessor based Ramp type DVM. **(Text 1)** **Digital Instruments:** Introduction, Digital Multimeters, Digital Frequency Meter, Digital Measurement of Time, Universal Counter, Digital Tachometer, Digital pH Meter, Digital Phase Meter, Digital Capacitance Meter, Microprocessor based Instruments. **(Text 1)**	**L1, L2,L3**
Module -3	
Oscilloscopes: Introduction, Basic principles, CRT features, Block diagram of Oscilloscope, Simple CRO, Vertical Amplifier, Horizontal Deflecting System, Sweep or Time Base Generator, Storage Oscilloscope, Digital Readout Oscilloscope, Measurement of Frequency by Lissajous Method, Digital Storage Oscilloscope. **(Text 1)** **Signal Generators:** Introduction, Fixed and Variable AF Oscillator, Standard Signal Generator, Laboratory Type Signal Generator, AF sine and Square Wave Generator, Function Generator, Square and Pulse Generator, Sweep Generator. **(Text 1)**	**L1, L2**
Module -4	
Measuring Instruments: Output Power Meters, Field Strength Meter, Stroboscope, Phase Meter, Vector Impedance Meter, Q Meter, Megger, Analog pH Meter. **(Text 1)** **Bridges:** Introduction, Wheatstone's bridge, Kelvin's Bridge; AC bridges, Capacitance Comparison Bridge, Inductance Comparison Bridge, Maxwell's bridge, Wien's bridge, Wagner's earth connection. **(Text 1)**	**L1, L2,L3**
Module -5	
Transducers: Introduction, Electrical transducers, Selecting a transducer, Resistive transducer, Resistive position transducer, Strain gauges, Resistance thermometer, Thermistor, Inductive transducer, Differential output transducers, LVDT, Piezoelectric transducer, Photoelectric transducer, Photovoltaic transducer, Semiconductor photo diode and transistor, Temperature transducers-RTD. **(Text 1)**	**L1, L2, L3**
Course Outcomes: After studying this course, students will be able to: • Describe instrument measurement errors and calculate them. • Describe the operation of Ammeters, Voltmeters, Multimeters and develop circuits for multirange Ammeters and Voltmeters. • Describe functional concepts and operation of Digital voltmeters and instruments to measure voltage, frequency, time period, phase difference of signals, rotation speed, capacitance and pH of solutions. • Describe functional concepts and operation of various Analog measuring instruments to measure output power, field Strength, impedance, stroboscopic speed, in/out of phase, Q of coils, insulation resistance and pH. • Describe and discuss functioning and types of Oscilloscopes, Signal generators and Transducers. • Utilize AC and DC bridges for passive component and frequency measurements.	

Question paper pattern:

- The question paper will have ten questions.
- Each full question consists of 16 marks.
- There will be 2 full questions (with a maximum of Three sub questions) from each module.
- Each full question will have sub questions covering all the topics under a module.
- The students will have to answer 5 full questions, selecting one full question from each module.

Text Books:

1. H. S. Kalsi, "Electronic Instrumentation", McGraw Hill, 3rd Edition, 2012, ISBN:9780070702066.

2. David A. Bell, "Electronic Instrumentation & Measurements", Oxford University Press PHI 2nd Edition, 2006, ISBN 81-203-2360-2.

Reference Books:

1. A. D. Helfrick and W.D. Cooper, "Modern Electronic Instrumentation and Measuring Techniques", Pearson, 1st Edition, 2015,ISBN:9789332556065.
2. A. K. Sawhney, "Electronics and Electrical Measurements", Dhanpat Rai & Sons. ISBN -81-7700-016-0

ENGINEERING ELECTROMAGNETICS

[As per Choice Based Credit System (CBCS) scheme]

SEMESTER – III (EC/TC)

Subject Code	15EC36	IA Marks	20
Number of Lecture Hours/Week	04	Exam Marks	80
Total Number of Lecture Hours	50 (10 Hours per Module)	Exam Hours	03

CREDITS – 04

Course objectives: This course will enable students to:

- Study the different coordinate systems, Physical signifiance of Divergence, Curl and Gradient.
- Understand the applications of Coulomb's law and Gauss law to different charge distributions and the applications of Laplace's and Poisson's Equations to solve real time problems on capacitance of different charge distributions.
- Understand the physical significance of Biot-Savart's, Amperes's Law and Stokes' theorem for different current distributions.
- Infer the effects of magnetic forces, materials and inductance.
- Know the physical interpretation of Maxwell' equations and applications for Plane waves for their behaviour in different media
- Acquire knowledge of Poynting theorem and its application of power flow.

Modules	**RBT Level**
Module - 1	
Coulomb's Law, Electric Field Intensity and Flux density Experimental law of Coulomb, Electric field intensity, Field due to continuous volume charge distribution, Field of a line charge, Electric flux density.	**L1, L2, L3**
Module -2	
Gauss's law and Divergence Gauss' law, Divergence. Maxwell's First equation (Electrostatics), Vector Operator ▼ and divergence theorem. **Energy, Potential and Conductors** Energy expended in moving a point charge in an electric field, The line integral, Definition of potential difference and potential, The potential field of point charge, Current and Current density, Continuity of current.	**L1, L2, L3**
Module -3	
Poisson's and Laplace's Equations Derivation of Poisson's and Laplace's Equations, Uniqueness theorem, Examples of the solution of Laplace's equation. **Steady Magnetic Field** Biot-Savart Law, Ampere's circuital law, Curl, Stokes' theorem, Magnetic flux and magnetic flux density, Scalar and Vector Magnetic Potentials.	**L1, L2, L3**
Module -4	

Magnetic Forces Force on a moving charge, differential current elements, Force between differential current elements. **Magnetic Materials** Magnetisation and permeability, Magnetic boundary conditions, Magnetic circuit, Potential Energy and forces on magnetic materials.	**L1, L2, L3**
Module -5	
Time-varying fields and Maxwell's equations Farday's law, displacement current, Maxwell's equations in point form, Maxwell's equations in integral form. **Uniform Plane Wave** Wave propagation in free space and good conductors. Poynting's theorem and wave power, Skin Effect.	**L1, L2, L3**

Course Outcomes: After studying this course, students will be able to:

- Evaluate problems on electric field due to point, linear, volume charges by applying conventional methods or by Gauss law.
- Determine potential and energy with respect to point charge and capacitance using Laplace equation.
- Calculate magnetic field, force, and potential energy with respect to magnetic materials.
- Apply Maxwell's equation for time varying fields, EM waves in free space and conductors.
- Evaluate power associated with EM waves using Poynting theorem.

Question paper pattern:

- The question paper will have ten questions.
- Each full question consisting of 16 marks.
- There will be 2 full questions (with a maximum of Three sub questions) from each module.
- Each full question will have sub questions covering all the topics under a module.
- The students will have to answer 5 full questions, selecting one full question from each module.

Text Book:

W.H. Hayt and J.A. Buck, "Engineering Electromagnetics", 7th Edition, Tata McGraw-Hill, 2009, ISBN-978-0-07-061223-5.

Reference Books:

1. John Krauss and Daniel A Fleisch, " Electromagnetics with applications", McGraw-Hill.
2. N. Narayana Rao, "Fundamentals of Electromagnetics for Engineering", Pearson.

ANALOG ELECTRONICS LABORATORY

[As per Choice Based Credit System (CBCS) scheme]

SEMESTER – III (EC/TC)

Laboratory Code	15ECL37	IA Marks	20
Number of Lecture Hours/Week	01Hr Tutorial (Instructions) + 02 Hours Laboratory	Exam Marks	80
RBT Level	L1, L2, L3	Exam Hours	03

CREDITS – 02

Course objectives: This laboratory course enables students to get practical experience in design, assembly, testing and evaluation of:

- Rectifiers and Voltage Regulators.
- BJT characteristics and Amplifiers.
- JFET Characteristics and Amplifiers.
- MOSFET Characteristics and Amplifiers
- Power Amplifiers.
- RC-Phase shift, Hartley, Colpitts and Crystal Oscillators.

NOTE: The experiments are to be carried using discrete components only.

Laboratory Experiments:

1. Design and set up the following rectifiers with and without filters and to determine ripple factor and rectifier efficiency:
   (a)Full Wave Rectifier (b) Bridge Rectifier
2. Conduct experiment to test diode clipping (single/double ended) and clamping circuits (positive/negative).
3. Conduct an experiment on Series Voltage Regulator using Zener diode and power transistor to determine line and load regulation characteristics.
4. Realize BJT Darlington Emitter follower with and without bootstrapping and determine the gain, input and output impedances.
5. Design and set up the BJT common emitter amplifier using voltage divider bias with and without feedback and determine the gain- bandwidth product from its frequency response.
6. Plot the transfer and drain characteristics of a JFET and calculate its drain resistance, mutual conductance and amplification factor.
7. Design, setup and plot the frequency response of Common Source JFET/MOSFET amplifier and obtain the bandwidth.

8. Plot the transfer and drain characteristics of n-channel MOSFET and calculate its parameters, namely; drain resistance, mutual conductance and amplification factor.

9. Set-up and study the working of complementary symmetry class B push pull power amplifier and calculate the efficiency.

10. Design and set-up the RC-Phase shift Oscillator using FET, and calculate the frequency of output waveform.

11. Design and set-up the following tuned oscillator circuits using BJT, and determine the frequency of oscillation.
(a) Hartley Oscillator (b) Colpitts Oscillator

12. Design and set-up the crystal oscillator and determine the frequency of oscillation.

Course Outcomes: On the completion of this laboratory course, the students will be able to:

- Test circuits of rectifiers, clipping circuits, clamping circuits and voltage regulators.
- Determine the characteristics of BJT and FET amplifiers and plot its frequency response.
- Compute the performance parameters of amplifiers and voltage regulators
- Design and test the basic BJT/FET amplifiers, BJT Power amplifier and oscillators.

Conduct of Practical Examination:

- All laboratory experiments are to be included for practical examination.
- Students are allowed to pick one experiment from the lot.
- Strictly follow the instructions as printed on the cover page of answer script for breakup of marks.
- Change of experiment is allowed only once and Marks allotted to the procedure part to be made zero.

DIGITAL ELECTRONICS LABORATORY

[As per Choice Based Credit System (CBCS) scheme]

SEMESTER – III (EC/TC)

Laboratory Code	15ECL38	IA Marks	20
Number of Lecture Hours/Week	01Hr Tutorial (Instructions) + 02 Hours Laboratory	Exam Mark	80
RBT Level	L1, L2, L3	Exam Hour	03

CREDITS – 02

Course objectives: This laboratory course enables students to get practical experience in design, realisation and verification of

- Demorgan's Theorem, SOP, POS forms
- Full/Parallel Adders, Subtractors and Magnitude Comparator
- Multiplexer using logic gates
- Demultiplexers and Decoders
- Flip-Flops, Shift registers and Counters

NOTE:

1. Use discrete components to test and verify the logic gates. The IC umbers given are suggestive. Any equivalent IC can be used.
2. For experiment No. 11 and 12 any open source or licensed simulation tool may be used.

Laboratory Experiments:

1. Verify
   (a) Demorgan's Theorem for 2 variables.
   (b) The sum-of product and product-of-sum expressions using universal gates.
2. Design and implement
   (a) Full Adder using basic logic gates.
   (b) Full subtractor using basic logic gates.
3. Design and implement 4-bit Parallel Adder/ subtractor using IC 7483.
4. Design and Implementation of 4-bit Magnitude Comparator using IC 7485.
5. Realize
   (a) 4:1 Multiplexer using gates.
   (b) 3-variable function using IC 74151(8:1MUX).
6. Realize 1:8 Demux and 3:8 Decoder using IC74138.
7. Realize the following flip-flops using NAND Gates.
   (a) Clocked SR Flip-Flop (b) JK Flip-Flop.
8. Realize the following shift registers using IC7474
   (a) SISO (b) SIPO (c) PISO (d) PIPO.
9. Realize the Ring Counter and Johnson Counter using IC7476.
10. Realize the Mod-N Counter using IC7490.

11. Simulate Full- Adder using simulation tool.
12. Simulate Mod-8 Synchronous UP/DOWN Counter using simulation tool.
Course outcomes: On the completion of this laboratory course, the students will be able to: • Demonstrate the truth table of various expressions and combinational circuits using logic gates. • Design and test various combinational circuits such as adders, subtractors, comparators, multiplexers and demultiplexers. • Construct and test flips-flops, counters and shift registers. • Simulate full adder and up/down counters.
Conduct of Practical Examination: • All laboratory experiments are to be included for practical examination. • Students are allowed to pick one experiment from the lot. • Strictly follow the instructions as printed on the cover page of answer script for breakup of marks. • Change of experiment is allowed only once and 15% Marks allotted to the procedure part to be made zero.

B.E E&C FOURTH SEMESTER SYLLABUS

ENGINEERING MATHEMATICS-IV
B.E., IV Semester, Common to all Branches
[As per Choice Based Credit System (CBCS) scheme]

Subject Code	15MAT41	IA Marks	20
Number of Lecture Hours/Week	04	Exam marks	80
Total Number of Lecture Hours	50 (10 Hours per Module)		

Credits – 04

Course Objectives: This course will enable students to:

- Conversant with numerical methods to solve ordinary differential equations, complex analysis, sampling theory and joint probability distribution and stochastic processes arising in science and engineering.

Modules	RBT Level
Module-1	
Numerical Methods: Numerical solution of ordinary differential equations of first order and first degree, Taylor's series method, modified Euler's method, Runge - Kutta method of fourth order. Milne's and Adams-Bashforth predictor and corrector methods (No derivations of formulae).	L1, L3
Module-2	
Numerical Methods: Numerical solution of second order ordinary differential equations, Runge-Kutta method and Milne's method. **Special Functions:** Series solution-Frobenious method. Series solution of Bessel's differential equation leading to $J_n(x)$-Bessel's function of first kind. Basic properties and orthogonality. Series solution of Legendre's differential equation leading to $P_n(x)$-Legendre polynomials. Rodrigue's formula, problems.	L3
Module-3	
Complex Variables: Review of a function of a complex variable, limits, continuity, differentiability. Analytic functions-Cauchy-Riemann equations in cartesian and polar forms. Properties and construction of analytic functions. Complex line integrals-Cauchy's theorem and Cauchy's integral formula, Residue, poles, Cauchy's Residue theorem (without proof) and problems.	L1, L3,
Transformations: Conformal transformations, discussion of transformations: $w=z^2$, $w=e^z$, $w=z+(1/z)(z\neq 0)$ and bilinear transformations-problems.	L3
Module-4	
Probability Distributions: Random variables (discrete and continuous), probability mass/density functions. Binomial distribution, Poisson distribution. Exponential and normal distributions, problems.	L3

Joint probability distribution: Joint Probability distribution for two discrete random variables, expectation, covariance, correlation coefficient.	
Module-5	
Sampling Theory: Sampling, Sampling distributions, standard error, test of hypothesis for means and proportions, confidence limits for means, student's t-distribution, Chi-square distribution as a test of goodness of fit. **Stochastic process:** Stochastic processes, probability vector, stochastic matrices, fixed points, regular stochastic matrices, Markov chains, higher transition probability-simple problems.	L3 L1
Course Outcomes: On completion of this course, students are able to: • Solve first and second order ordinary differential equations arising in flow problems using single step and multistep numerical methods. • Understand the analyticity, potential fields, residues and poles of complex potentials in field theory and electromagnetic theory. • Describe conformal and bilinear transformation arising in aerofoil theory, fluid flow visualization and image processing. • Solve problems of quantum mechanics, hydrodynamics and heat conduction by employing Bessel's function relating to cylindrical polar coordinate systems and Legendre's polynomials relating to spherical polar coordinate systems. • Solve problems on probability distributions relating to digital signal processing, information theory and optimization concepts of stability of design and structural engineering. • Draw the validity of the hypothesis proposed for the given sampling distribution in accepting or rejecting the hypothesis. • Determine joint probability distributions and stochastic matrix connected with the multivariable correlation problems for feasible random events. • Define transition probability matrix of a Markov chain and solve problems related to discrete parameter random process.	
Question paper pattern: • The question paper will have ten questions. • Each full Question consisting of 16 marks • There will be 2 full questions (with a maximum of four sub questions) from each module. • Each full question will have sub questions covering all the topics under a module. • The students will have to answer 5 full questions, selecting one full question from each module.	
Text Books: 1. *B.S. Grewal: Higher Engineering Mathematics, Khanna Publishers, 43rd Ed., 2015.*	

2. *E. Kreyszig: Advanced Engineering Mathematics, John Wiley & Sons,10th Ed., 2015.*	
Reference Books: 1. *N.P.Bali and Manish Goyal: A Text Book of Engineering Mathematics, Laxmi Publishers,7th Ed., 2010.* 2. *B.V.Ramana: "Higher Engineering Mathematics" Tata McGraw-Hill, 2006.* 3. *H. K. Dass and Er. Rajnish Verma: "Higher Engineering Mathematics", S. Chand publishing, 1st edition, 2011.*	
Web Link and Video Lectures: 1. *http://nptel.ac.in/courses.php?disciplineID=111* **2.** *http://www.khanacademy.org/* **3.** *http://www.class-central.com/subject/math*	

ADDITIONAL MATHEMATICS - II

B.E., IV Semester, Common to all Branches

(A Bridge course for Lateral Entry students of IV Sem. B. E.)

[As per Choice Based Credit System (CBCS) scheme]

Subject Code	15MATDIP41	IA Marks	--
Number of Lecture Hours/Week	03	Exam marks	80
Total Number of Lecture Hours	40 (08 Hours per Module)		

Credits – 00

Course Objectives: This course will enable students to:

- Understand essential concepts of linear algebra.
- Solve second and higher order differential equations.
- Understand Laplace and inverse Laplace transforms and elementary probability theory.

Modules	RBT Level
Module-1	
Linear Algebra: Introduction - rank of matrix by elementary row operations - Echelon form. Consistency of system of linear equations - Gauss elimination method. Eigen values and Eigen vectors of a square matrix. Application of Cayley-Hamilton theorem (without proof) to compute the inverse of a matrix-Examples.	**L1,L3**
Module-2	
Higher order ODE's: Linear differential equations of second and higher order equations with constant coefficients. Homogeneous /non-homogeneous equations. Inverse differential operators. Solutions of initial value problems. Method of undetermined coefficients and variation of parameters.	**L1,L3**
Module-3	
Laplace transforms: Laplace transforms of elementary functions. Transforms of derivatives and integrals**,** transforms of periodic function and unit step function-Problems only.	**L1,L2**
Module-4	
Inverse Laplace transforms: Definition of inverse Laplace transforms. Evaluation of Inverse transforms by standard methods. Application to solutions of Linear differential equations and simultaneous differential equations.	**L1,L2**
Module-5	
Probability: Introduction. Sample space and events. Axioms of probability. Addition and multiplication theorems. Conditional probability – illustrative examples. Bayes's theorem-examples.	**L1,L2**
Course Outcomes: On completion of this course, students are able to: • Solve systems of linear equations in the different areas of linear algebra. • Solve second and higher order differential equations occurring in of electrical circuits, damped/un-damped vibrations.	

• Describe Laplace transforms of standard and periodic functions. • Determine the general/complete solutions to linear ODE using inverse Laplace transforms. • Recall basic concepts of elementary probability theory and, solve problems related to the decision theory, synthesis and optimization of digital circuits.	
Question paper pattern: • The question paper will have ten questions. • Each full Question consisting of 16 marks • There will be 2 full questions (with a maximum of four sub questions) from each module. • Each full question will have sub questions covering all the topics under a module. • The students will have to answer 5 full questions, selecting one full question from each module.	
Text Book: *B.S. Grewal: Higher Engineering Mathematics, Khanna Publishers, 43rd Ed., 2015.*	
Reference Books: *1. E. Kreyszig: Advanced Engineering Mathematics, John Wiley & Sons, 10th Ed., 2015.* *2. N.P.Bali and Manish Goyal: A Text Book of Engineering Mathematics, Laxmi Publishers,7th Ed., 2007.*	

MICROPROCESSORS

[As per Choice Based Credit System (CBCS) scheme]

SEMESTER – IV (EC/TC)

Subject Code	15EC42	IA Marks	20
Number of Lecture Hours/Week	04	Exam Marks	80
Total Number of Lecture Hours	50 (10 Hours per Module)	Exam Hours	03

CREDITS – 04

Course objectives: This course will enable students to:

- Familiarize basic architecture of 8086 microprocessor
- Program 8086 Microprocessor using Assembly Level Language
- Use Macros and Procedures in 8086 Programs
- Understand interfacing of 16 bit microprocessor with memory and peripheral chips involving system design
- Understand the architecture of 8088, 8087 Coprocessor and other CPU architectures

Modules	**RBT Level**
Module -1	
8086 PROCESSOR: Historical background (refer Reference Book 1), 8086 CPU Architecture (1.1 – 1.3 of Text). Addressing modes, Machine language instruction formats, Machine coding the program (2.2, 2.1, 3.2 of Text). **INSTRUCTION SET OF 8086:** Data transfer and arithmetic instructions. Control/Branch Instructions, Illustration of these instructions with example programs (2.3 of Text).	**L1, L2, L3**
Module -2	
Logical Instructions, String manipulation instructions, Flag manipulation and Processor control instructions, Illustration of these instructions with example programs. Assembler Directives and Operators, Assembly Language Programming and example programs (2.3, 2.4, 3.4 of Text).	**L1, L2, L3**
Module -3	
Stack and Interrupts: Introduction to stack, Stack structure of 8086, Programming for Stack. Interrupts and Interrupt Service routines, Interrupt cycle of 8086, NMI, INTR, Interrupt programming, Passing parameters to procedures, Macros, Timing and Delays. (Chap. 4 of Text).	**L1, L2, L3**
Module -4	

8086 Bus Configuration and Timings: Physical memory Organization, General Bus operation cycle, I/O addressing capability, Special processor activities, Minimum mode 8086 system and Timing diagrams, Maximum Mode 8086 system and Timing diagrams. (1.4 to 1.9 of Text). **Basic Peripherals and their Interfacing with 8086 (Part 1)**: Static RAM Interfacing with 8086 (5.1.1), Interfacing I/O ports, PIO 8255, Modes of operation – Mode-0 and BSR Mode, Interfacing Keyboard and 7-Segment digits using 8255 (Refer 5.3, 5.4, 5.5 of Text).	**L1, L2, L3**
Module 5	
Basic Peripherals and their Interfacing with 8086 (Part 2): Interfacing ADC-0808/0809, DAC-0800, Stepper Motor using 8255 (5.6.1, 5.7.2, 5.8). Timer 8254 – Mode 0, 1, 2 & 3 and Interfacing programmes for these modes (refer 6.1 of Text). **INT 21H DOS Function calls** - for handling Keyboard and Display (refer Appendix-B of Text). **Other Architectures:** Architecture of 8088 (refer 1.10 upto 1.10.1 of Text) and Architecture of NDP 8087 (refer 8.3.1, 8.3.5 of Text). Von-Neumann & Harvard CPU architecture and CISC & RISC CPU architecture (refer Reference Book 1).	**L1, L2, L3**

Course Outcomes: At the end of the course students will be able to:

- Explain the History of evaluation of Microprocessors, Architecture and instruction set of 8086, 8088, 8087, CISC & RISC, Von-Neumann & Harvard CPU Architecture, Configuration & Timing diagrams of 8086 and Instruction set of 8086.
- Write8086 Assembly level programs using the 8086 instruction set
- Write modular programs using procedures and macros.
- Write 8086 Stack and Interrupts programming
- Interface 8086 to Static memory chips and 8255, 8254, 0808 ADC, 0800 DAC, Keyboard, Display and Stepper motors.
- Use INT 21 DOS interrupt function calls to handle Keyboard and Display.

Question paper pattern:

- The question paper will have ten questions.
- Each full Question consisting of 16 marks
- There will be 2 full questions (with a maximum of Three sub questions) from each module.
- Each full question will have sub questions covering all the topics under a module.
- The students will have to answer 5 full questions, selecting one full question from each module.

Text Book:

Advanced Microprocessors and Peripherals - A.K. Ray and K.M. Bhurchandi, TMH, 3rd Edition, 2012, ISBN 978-1-25-900613-5.

Reference Books:

1. **Microprocessor and Interfacing**- Douglas V Hall, SSSP Rao, 3rd edition TMH, 2012.
2. **Microcomputer systems-The 8086 / 8088 Family** – Y.C. Liu and A. Gibson, 2nd edition, PHI -2003.
3. **The 8086 Microprocessor: Programming & Interfacing the PC** – Kenneth J Ayala, CENGAGE Learning, 2011.
4. **The Intel Microprocessor, Architecture, Programming and Interfacing** - Barry B. Brey, 6e, Pearson Education / PHI, 2003.

CONTROL SYSTEMS

[As per Choice Based Credit System (CBCS) scheme]

SEMESTER – IV (EC/TC)

Subject Code	15EC43	IA Marks	20
Number of Lecture Hours/Week	04	Exam Marks	80
Total Number of Lecture Hours	50(10 Hours per Module)	Exam Hours	03

CREDITS – 04

Course objectives: This course will enable students to:

- Understand the basic features, configurations and application of control systems.
- Understand various terminologies and definitions for the control systems.
- Learn how to find a mathematical model of electrical, mechanical and electro-mechanical systems.
- Know how to find time response from the transfer function.
- Find the transfer function via Masons' rule.
- Analyze the stability of a system from the transfer function.

Modules	**RBT Level**
Module -1	
Introduction to Control Systems: Types of Control Systems, Effect of Feedback Systems, Differential equation of Physical Systems – Mechanical Systems, Electrical Systems, Analogous Systems. Block diagrams and signal flow graphs: Transfer functions, Block diagram algebra and Signal Flow graphs.	**L1, L2, L3**
Module -2	
Time Response of feedback control systems: Standard test signals, Unit step response of First and Second order Systems. Time response specifications, Time response specifications of second order systems, steady state errors and error constants. Introduction to PI, PD and PID Controllers (excluding design).	**L1, L2, L3**
Module -3	
Stability analysis: Concepts of stability, Necessary conditions for Stability, Routh stability criterion, Relative stability analysis: more on the Routh stability criterion, Introduction to Root-Locus Techniques, The root locus concepts, Construction of root loci.	**L1, L2, L3**
Module -4	

Frequency domain analysis and stability: Correlation between time and frequency response, Bode Plots, Experimental determination of transfer function. Introduction to Polar Plots, (Inverse Polar Plots excluded) Mathematical preliminaries, Nyquist Stability criterion, (Systems with transportation lag excluded) Introduction to lead, lag and lead-lag compensating networks (excluding design).	**L1, L2, L3**
Module -5	
Introduction to Digital Control System: Introduction, Spectrum Analysis of Sampling process, Signal reconstruction, Difference equations. Introduction to State variable analysis: Introduction, Concept of State, State variables & State model, State model for Linear Continuous & Discrete time systems, Diaganolisation.	**L1, L2, L3**

Course Outcomes: At the end of the course, the students will be able to

- Develop the mathematical model of mechanical and electrical systems
- Develop transfer function for a given control system using block diagram reduction techniques and signal flow graph method
- Determine the time domain specifications for first and second order systems
- Determine the stability of a system in the time domain using Routh-Hurwitz criterion and Root-locus technique.
- Determine the stability of a system in the frequency domain using Nyquist and bode plots
- Develop a control system model in continuous and discrete time using state variable techniques

Question paper pattern:

- The question paper will have ten questions.
- Each full Question consisting of 16 marks
- There will be 2 full questions (with a maximum of Three sub questions) from each module.
- Each full question will have sub questions covering all the topics under a module.
- The students will have to answer 5 full questions, selecting one full question from each module.

Text Book:

J.Nagarath and M.Gopal, " Control Systems Engineering", New Age International (P) Limited, Publishers, Fifth edition-2005, ISBN: 81-224-2008-7.

Reference Books:

1. "Modern Control Engineering," K.Ogata, Pearson Education Asia/PHI, 4th Edition, 2002. ISBN 978-81-203-4010-7.
2. "Automatic Control Systems", Benjamin C. Kuo, John Wiley India Pvt. Ltd., 8th Edition, 2008.
3. "Feedback and Control System," Joseph J Distefano III et al., Schaum's Outlines, TMH, 2nd Edition 2007.

SIGNALS AND SYSTEMS

[As per Choice Based Credit System (CBCS) scheme]

SEMESTER – IV (EC/TC)

Subject Code	15EC44	IA Marks	20
Number of Lecture Hours/Week	04	Exam Marks	80
Total Number of Lecture Hours	50(10 Hours per Module)	Exam Hours	03

CREDITS – 04

Course objectives: This course will enable students to:

- Understand the mathematical description of continuous and discrete time signals and systems.
- Analyze the signals in time domain using convolution difference/differential equations
- Classify signals into different categories based on their properties.
- Analyze Linear Time Invariant (LTI) systems in time and transform domains.
- Build basics for understanding of courses such as signal processing, control system and communication.

Modules	RBT Level
Module -1	
Introduction and Classification of signals: Definition of signal and systems, communication and control systems as examples. Sampling of analog signals, Continuous time and discrete time signal, Classification of signals as even, odd, periodic and non-periodic, deterministic and non-deterministic, energy and power. **Elementary signals/Functions:** Exponential, sine, impulse, step and its properties, ramp, rectangular, triangular, signum, sync functions. **Operations on signals:** Amplitude scaling, addition, multiplication, differentiation, integration (Accumulator for DT), time scaling, time shifting and time folding. **Systems:** Definition, Classification: linear and non-linear, time variant and invariant, causal and non- causal, static and dynamic, stable and unstable, invertible.	**L1, L2, L3**
Module -2	
Time domain representation of LTI System: System modeling: Input-output relation, definition of impulse response, convolution sum, convolution integral, computation of convolution integral and convolution sum using graphical method for unit step to unit step, unit step to exponential, exponential to exponential, unit step to rectangular and rectangular to rectangular only. Properties of convolution.	**L1, L2, L3**
Module -3	

System interconnection, system properties in terms of impulse response, step response in terms of impulse response (4 Hours). **Fourier Representation of Periodic Signals**: Introduction to CTFS and DTFS, definition, properties (No derivation) and basic problems (inverse Fourier series is excluded) (06 Hours).	**L1, L2, L3**
Module -4	
Fourier Representation of aperiodic Signals: **FT representation of aperiodic CT signals - FT,** definition, FT of standard CT signals, Properties and their significance (4 Hours). **FT representation of aperiodic discrete signals-DTFT**, definition, DTFT of standard discrete signals, Properties and their significance (4 Hours). **Impulse sampling and reconstruction:** Sampling theorem (only statement) and reconstruction of signals (2 Hours).	**L1, L2, L3**
Module -5	
Z-Transforms: Introduction, the Z-transform, properties of the Region of convergence, Properties of the Z-Transform, Inversion of the Z-Transform, Transform analysis of LTI systems.	**L1, L2, L3**

Course Outcomes: At the end of the course, students will be able to:

- Classify the signals as continuous/discrete, periodic/aperiodic, even/odd, energy/power and deterministic/random signals.
- Determine the linearity, causality, time-invariance and stability properties of continuous and discrete time systems.
- Compute the response of a Continuous and Discrete LTI system using convolution integral and convolution sum.
- Determine the spectral characteristics of continuous and discrete time signal using Fourier analysis.
- Compute Z-transforms, inverse Z- transforms and transfer functions of complex LTI systems.

Question paper pattern:

- The question paper will have ten questions.
- Each full Question consisting of 16 marks
- There will be 2 full questions (with a maximum of Three sub questions) from each module.
- Each full question will have sub questions covering all the topics under a module.
- The students will have to answer 5 full questions, selecting one full question from each module.

Text Book:

Simon Haykins and Barry Van Veen, "Signals and Systems", 2nd Edition, 2008, WileyIndia. ISBN 9971-51-239-4.

Reference Books:

1. **Michael Roberts,** "Fundamentals of Signals & Systems", 2nd edition, Tata McGraw-Hill, 2010, ISBN 978-0-07-070221-9.
2. **Alan V Oppenheim, Alan S, Willsky and A Hamid Nawab,** "Signals and Systems" Pearson Education Asia / PHI, 2nd edition, 1997. Indian Reprint 2002.
3. **H. P Hsu, R. Ranjan,** "Signals and Systems", Scham's outlines, TMH, 2006.
4. **B. P. Lathi,** "Linear Systems and Signals", Oxford University Press, 2005.
5. **Ganesh Rao and Satish Tunga,** "Signals and Systems", Pearson/Sanguine Technical Publishers, 2004.

PRINCIPLES OF COMMUNICATION SYSTEMS

[As per Choice Based Credit System (CBCS) scheme]

SEMESTER – IV (EC/TC)

Subject Code	15EC45	IA Marks	20
Number of Lecture Hours/Week	04	Exam Marks	80
Total Number of Lecture Hours	50(10 Hours per Module)	Exam Hours	03

CREDITS – 04

Course objectives: This course will enable students to:

- Design simple systems for generating and demodulating AM, DSB, SSB and VSB signals.
- Understand the concepts in Angle modulation for the design of communication systems.
- Design simple systems for generating and demodulating frequency modulated signals.
- Learn the concepts of random process and various types of noise.
- Evaluate the performance of the communication system in presence of noise.
- Analyze pulse modulation and sampling techniques.

Modules	RBT Level
Module – 1	
AMPLITUDE MODULATION: Introduction, Amplitude Modulation: Time & Frequency – Domain description, Switching modulator, Envelop detector. **DOUBLE SIDE BAND-SUPPRESSED CARRIER MODULATION:** Time and Frequency – Domain description, Ring modulator, Coherent detection, Costas Receiver, Quadrature Carrier Multiplexing. **SINGLE SIDE–BAND AND VESTIGIAL SIDEBAND METHODS OF MODULATION:** SSB Modulation, VSB Modulation, Frequency Translation, Frequency- Division Multiplexing, Theme Example: VSB Transmission of Analog and Digital Television. (Chapter 3 of Text).	**L1, L2, L3**
Module – 2	
ANGLE MODULATION: Basic definitions, Frequency Modulation: Narrow Band FM, Wide Band FM, Transmission bandwidth of FM Signals, Generation of FM Signals, Demodulation of FM Signals, FM Stereo Multiplexing, Phase–Locked Loop: Nonlinear model of PLL, Linear model of PLL, Nonlinear Effects in FM Systems. The Superheterodyne Receiver (refer Chapter 4 of Text).	**L1, L2, L3**
Module – 3	

RANDOM VARIABLES & PROCESS: Introduction, Probability, Conditional Probability, Random variables, Several Random Variables. Statistical Averages: Function of a random variable, Moments, Random Processes, Mean, Correlation and Covariance function: Properties of autocorrelation function, Cross–correlation functions (refer Chapter 5 of Text). **NOISE**: Shot Noise, Thermal noise, White Noise, Noise Equivalent Bandwidth (refer Chapter 5 of Text), Noise Figure (refer Section 6.7 of Text).	**L1, L2, L3**
Module – 4	
NOISE IN ANALOG MODULATION: Introduction, Receiver Model, Noise in DSB-SC receivers, Noise in AM receivers, Threshold effect, Noise in FM receivers, Capture effect, FM threshold effect, FM threshold reduction, Pre-emphasis and De-emphasis in FM (refer Chapter 6 of Text).	**L1, L2, L3**
Module – 5	
DIGITAL REPRESENTATION OF ANALOG SIGNALS: Introduction, Why Digitize Analog Sources?, The Sampling process, Pulse Amplitude Modulation, Time Division Multiplexing, Pulse-Position Modulation, Generation of PPM Waves, Detection of PPM Waves, The Quantization Process, Quantization Noise, Pulse–Code Modulation: Sampling, Quantization, Encoding, Regeneration, Decoding, Filtering, Multiplexing (refer Chapter 7 of Text), Application to Vocoder (refer Section 6.8 of Reference Book 1).	**L1, L2, L3**

Course Outcomes: At the end of the course, students will be able to:

- Determine the performance of analog modulation schemes in time and frequency domains.
- Determine the performance of systems for generation and detection of modulated analog signals.
- Characterize analog signals in time domain as random processes and in frequency domain using Fourier transforms.
- Characterize the influence of channel on analog modulated signals
- Determine the performance of analog communication systems.
- Understand the characteristics of pulse amplitude modulation, pulse position modulation and pulse code modulation systems.

Question paper pattern:

- The question paper will have ten questions.
- Each full Question consisting of 16 marks.
- There will be 2 full questions (with a maximum of Three sub questions) from each module.
- Each full question will have sub questions covering all the topics under a module.
- The students will have to answer 5 full questions, selecting one full question from each module.

Text Book:

Communication Systems, Simon Haykins & Moher, 5th Edition, John Willey, India Pvt. Ltd, 2010, ISBN 978 – 81 – 265 – 2151 – 7.

Reference Books:

1. **Modern Digital and Analog Communication Systems,** B. P. Lathi, Oxford University Press., 4th edition.
2. **An Introduction to Analog and Digital Communication**, Simon Haykins, John Wiley India Pvt. Ltd., 2008, ISBN 978–81–265–3653–5.
3. **Principles of Communication Systems**, H.Taub & D.L.Schilling, TMH, 2011.
4. **Communication Systems**, Harold P.E, Stern Samy and A.Mahmond, Pearson Edition, 2004.
5. **Communication Systems**: **Analog and Digital,** R.P.Singh and S.Sapre: TMH 2nd edition, 2007.

LINEAR INTEGRATED CIRCUITS

[As per Choice Based Credit System (CBCS) scheme]

SEMESTER – IV (EC/TC)

Subject Code	15EC46	IA Marks	20
Number of Lecture Hours/Week	04	Exam Marks	80
Total Number of Lecture Hours	50(10 Hours per Module)	Exam Hours	03

CREDITS – 04

Course objectives: This course will enable students to:

- Define and describe various parameters of Op-Amp, its characteristics and specifications.
- Discuss the effects of Input and Output voltage ranges upon Op-Amp circuits.
- Sketch and Analyze Op-Amp circuits to determine Input Impedances, output Impedances and other performance parameters.
- Sketch and Explain typical Frequency Response graphs for each of the Filter circuits showing Butterworth and Chebyshev responses where ever appropriate.
- Describe and Sketch the various switching circuits of Op-Amps and analyze its operations.
- Differentiate between various types of DACs and ADCs and evaluate the performance of each with neat circuit diagrams and assuming suitable inputs.

Modules	RBT Level
Module -1	
Operational Amplifier Fundamentals: Basic Op-amp circuit, Op-Amp parameters – Input and output voltage, CMRR and PSRR, offset voltages and currents, Input and output impedances, Slew rate and Frequency limitations. **OP-Amps as DC Amplifiers** – Biasing OP-amps, Direct coupled voltage followers, Non-inverting amplifiers, inverting amplifiers, Summing amplifiers, and Difference amplifiers. Interpretation of OP-amp LM741 & TL081 datasheet.**(Text1)**	**L1, L2,L3**
Module -2	
Op-Amps as AC Amplifiers: Capacitor coupled voltage follower, High input impedance – Capacitor coupled voltage follower, Capacitor coupled non inverting amplifiers, High input impedance – Capacitor coupled Non inverting amplifiers, Capacitor coupled inverting amplifiers, setting the upper cut-off frequency, Capacitor coupled difference amplifier. **OP-Amp Applications:** Voltage sources, current sources and current sinks, current amplifiers, instrumentation amplifier, precision rectifiers.**(Text1)**	**L1, L2,L3**
Module-3	
More Applications : Limiting circuits, Clamping circuits, Peak detectors, Sample and hold circuits, V to I and I to V converters, Differentiating Circuit, Integrator Circuit, Phase shift oscillator, Wien bridge oscillator, Crossing detectors**,** inverting Schmitt trigger. **(Text 1)** Log and antilog amplifiers, Multiplier and divider. **(Text2)**	**L1, L2,L3**

Module -4	
Active Filters: First order and second order active Low-pass and high pass filters, Bandpass Filter, Bandstop Filter. **(Text 1)** **Voltage Regulators:** Introduction, Series Op-amp regulator, IC voltage regulators. 723 general purpose regulators. **(Text 2)**	**L1, L2,L3**
Module -5	
Phase locked loop: Basic Principles, Phase detector/comparator, VCO. **DAC and ADC convertor**: DAC using R-2R, ADC using Successive approximation. **Other IC Application:** 555 timer, Basic timer circuit, 555 timer used as astable and monostable multivibrator. **(Text 2)**	**L1, L2,L3**

Course Outcomes: After studying this course, students will be able to:

- Explain Op-Amp circuit and parameters including CMRR, PSRR, Input & Output Impedances and Slew Rate.
- Design Op-Amp based Inverting, Non-inverting, Summing & Difference Amplifier, and AC Amplifiers including Voltage Follower.
- Test circuits of Op-Amp based Voltage/ Current Sources & Sinks, Current, Instrumentation and Precision Amplifiers.
- Test circuits of Op-Amp based linear and non-linear circuits comprising of limiting, clamping, Sample & Hold, Differentiator/ Integrator Circuits, Peak Detectors, Oscillators and Multiplier & Divider.
- Design first & second order Low Pass, High Pass, Band Pass, Band Stop Filters and Voltage Regulators using Op-Amps.
- Explain applications of linear ICs in phase detector, VCO, DAC, ADC and Timer.

Question paper pattern:

- The question paper will have ten questions.
- Each full Question consisting of 16 marks.
- There will be 2 full questions (with a maximum of Three sub questions) from each module.
- Each full question will have sub questions covering all the topics under a module.
- The students will have to answer 5 full questions, selecting one full question from each module.

Text Books:

1. "Operational Amplifiers and Linear IC's", David A. Bell, 2nd edition, PHI/Pearson, 2004. ISBN 978-81-203-2359-9.
2. "Linear Integrated Circuits", D. Roy Choudhury and Shail B. Jain, 4th edition, Reprint 2006, New Age International ISBN 978-81-224-3098-1.

Reference Books:

1. Ramakant A Gayakwad, “Op-Amps and Linear Integrated Circuits”, Pearson, 4th Ed, 2015. ISBN 81-7808-501-1.
2. B Somanathan Nair, “Linear Integrated Circuits: Analysis, Design & Applications,” Wiley India, 1st Edition, 2015.
3. James Cox, “Linear Electronics Circuits and Devices”, Cengage Learning, Indian Edition, 2008, ISBN-13: 978-07-668-3018-7.
4. Data Sheet: http://www.ti.com/lit/ds/symlink/tl081.pdf.

MICROPROCESSOR LABORATORY

[As per Choice Based Credit System (CBCS) scheme]

SEMESTER – IV (EC/TC)

Laboratory Code	15ECL47	IA Marks	20
Number of Lecture Hours/Week	01Hr Tutorial (Instructions) + 02 Hours Laboratory	Exam Marks	80
RBT Level	L1, L2, L3	Exam Hours	03

CREDITS – 02

Course objectives: This course will enable students to:

- Get familiarize with 8086 instructions and DOS 21H interrupts and function calls.
- Develop and test assembly language programs to use instructions of 8086.
- Get familiarize with interfacing of various peripheral devices with 8086 microprocessor for simple applications.

Laboratory Experiments:

1. Programs involving:

Data transfer instructions like:

i) Byte and word data transfer in different addressing Modes
ii) Block move (with and without overlap)
iii) Block interchange

2. Programs involving:

Arithmetic & logical operations like:

i) Addition and Subtraction of multi precision nos.
ii) Multiplication and Division of signed and unsigned Hexadecimal nos.
iii) ASCII adjustment instructions.
iv) Code conversions.

3. Programs involving:

Bit manipulation instructions like checking:

i) Whether given data is positive or negative
ii) Whether given data is odd or even
iii) Logical 1's and 0's in a given data
iv) 2 out 5 code
v) Bit wise and nibble wise palindrome

4. Programs involving:

Branch/ Loop instructions like

i) Arrays: addition/subtraction of N nos., Finding largest and smallest nos., Ascending and descending order.
ii) Two application programs using Procedures and Macros (Subroutines).

5. Programs involving

String manipulation like string transfer, string reversing, searching for a string.

6. Programs involving

Programs to use DOS interrupt INT 21h Function calls for Reading a Character from keyboard, Buffered Keyboard input, Display of character/ String on console.

7. Interfacing Experiments:

Experiments on interfacing 8086 with the following interfacing modules through DIO (Digital Input/Output - PCI bus compatible card / 8086 Trainer)

1. Matrix keyboard interfacing
2. Seven segment display interface
3. Logical controller interface
4. Stepper motor interface
5. ADC and DAC Interface (8 bit)
6. Light dependent resistor (LDR), Relay and Buzzer Interface to make light operated switches

Course Outcomes: On the completion of this laboratory course, the students will be able to:

- Write and execute 8086 assembly level programs to perform data transfer, arithmetic and logical operations.
- Understand assembler directives, branch, loop operations and DOS 21H Interrupts.
- Write and execute 8086 assembly level programs to sort and search elements in a given array.
- Perform string transfer, string reversing, searching a character in a string with string manipulation instructions of 8086.
- Utilize procedures and macros in programming 8086.
- Demonstrate the interfacing of 8086 with 7 segment display, matrix keyboard, logical controller, stepper motor, ADC, DAC, and LDR for simple applications.

Conduct of Practical Examination:

- All laboratory experiments are to be included for practical examination.
- For examination, one question from software and one question from hardware interfacing to be set.
- Students are allowed to pick one experiment from the lot.
- Change of experiment is allowed only once and Marks allotted to the procedure part to be made zero.

LINEAR ICS AND COMMUNICATION LAB

As per Choice Based Credit System (CBCS) scheme]

SEMESTER – IV (EC/TC)

Laboratory Code	15ECL48	IA Marks	20
Number of Lecture Hours/Week	01Hr Tutorial (Instructions) + 02 Hours Laboratory	Exam Marks	80
RBT Level	L1, L2, L3	Exam Hours	03
CREDITS – 02			

Course objectives: This laboratory course enables students to:

- Design, Demonstrate and Analyze instrumentation amplifier, filters, DAC, adder, differentiator and integrator circuits, using op-amp.
- Design, Demonstrate and Analyze multivibrators and oscillator circuits using Op-amp
- Design, Demonstrate and Analyze analog systems for AM, FM and Mixer operations.
- Design, Demonstrate and Analyze balance modulation and frequency synthesis.
- Demonstrate and Analyze pulse sampling and flat top sampling.

Laboratory Experiments:

1. Design an instrumentation amplifier of a differential mode gain of 'A' using three amplifiers.
2. Design of RC Phase shift and Wien's bridge oscillators using Op-amp.
3. Design active second order Butterworth low pass and high pass filters.
4. Design 4 bit R – 2R Op-Amp Digital to Analog Converter (i) using 4 bit binary input from toggle switches and (ii) by generating digital inputs using mod-16 counter.
5. Design Adder, Integrator and Differentiator using Op-Amp.
6. Design of Monostable and Astable Multivibrator using 555 Timer.
7. Demonstrate Pulse sampling, flat top sampling and reconstruction.
8. Amplitude modulation using transistor/FET (Generation and detection).
9. Frequency modulation using IC 8038/2206 and demodulation.
10. Design BJT/FET Mixer.
11. DSBSC generation using Balance Modulator IC 1496/1596.
12. Frequency synthesis using PLL.

Course Outcomes: This laboratory course enables students to:

- Illustrate the pulse and flat top sampling techniques using basic circuits.
- Demonstrate addition and integration using linear ICs, and 555 timer operations to generate signals/pulses.
- Demonstrate AM and FM operations and frequency synthesis.
- Design and illustrate the operation of instrumentation amplifier, LPF, HPF, DAC and oscillators using linear IC.

Conduct of Practical Examination:

- All laboratory experiments are to be included for practical examination.
- Students are allowed to pick one experiment from the lot.
- Change of experiment is allowed only once and Marks allotted to the procedure part to be made zero.

B.E E&C FIFTH SEMESTER SYLLABUS

MANAGEMENT AND ENTREPRENEURSHIP DEVELOPMENT

B.E., V Semester, EC/TC/EI/BM/ML

[As per Choice Based Credit System (CBCS) scheme]

Subject Code	15ES51	IA Marks	20
Number of Lecture Hours/Week	04	Exam Marks	80
Total Number of Lecture Hours	50 (10 Hours / Module)	Exam Hours	03
CREDITS – 04			

Course Objectives: This course will enable students to:

- Understand basic skills of Management
- Understand the need for Entrepreneurs and their skills
- Understand Project identification and Selection
- Identify the Management functions and Social responsibilities
- Distinguish between management and administration

Module-1	RBT Level
Management: Nature and Functions of Management – Importance, Definition, Management Functions, Levels of Management, Roles of Manager, Managerial Skills, Management & Administration, Management as a Science, Art & Profession (Selected topics of Chapter 1, Text 1). **Planning:** Planning-Nature, Importance, Types, Steps and Limitations of Planning; Decision Making – Meaning, Types and Steps in Decision Making(Selected topics from Chapters 4 & 5, Text 1).	L1, L2
Module-2	
Organizing and Staffing: Organization-Meaning, Characteristics, Process of Organizing, Principles of Organizing, Span of Management (meaning and importance only), Departmentalisation, Committees–Meaning, Types of Committees; Centralization Vs Decentralization of Authority and Responsibility; **Staffing**-Need and Importance**,** Recruitment and Selection Process (Selected topics from Chapters 7, 8 & 11,Text 1). **Directing and Controlling:** Meaning and Requirements of Effective Direction, Giving Orders; Motivation-Nature of Motivation, Motivation Theories (Maslow's Need-Hierarchy Theory and Herzberg's Two Factor Theory); Communication – Meaning, Importance and Purposes of Communication; Leadership-Meaning, Characteristics, Behavioural Approach of Leadership; Coordination-Meaning, Types, Techniques of Coordination; Controlling – Meaning, Need for Control System, Benefits of Control, Essentials of Effective Control System, Steps in Control Process (Selected topics from Chapters 15 to 18 and 9, Text 1).	L1, L2
Module-3	
Social Responsibilities of Business: Meaning of Social Responsibility, Social Responsibilities of Business towards Different Groups, Social Audit, Business Ethics and Corporate Governance (Selected topics from Chapter 3, Text 1).	L1, L2

Entrepreneurship: Definition of Entrepreneur, Importance of Entrepreneurship, concepts of Entrepreneurship, Characteristics of successful Entrepreneur, Classification of Entrepreneurs, Myths of Entrepreneurship, Entrepreneurial Development models, Entrepreneurial development cycle, Problems faced by Entrepreneurs and capacity building for Entrepreneurship (Selected topics from Chapter 2, Text 2).	
Module-4	
Modern Small Business Enterprises: Role of Small Scale Industries, Impact of Globalization and WTO on SSIs, Concepts and definitions of SSI Enterprises, Government policy and development of the Small Scale sector in India, Growth and Performance of Small Scale Industries in India, Sickness in SSI sector, Problems for Small Scale Industries, Ancillary Industry and Tiny Industry (Definition only)(Selected topics from Chapter1, Text 2). **Institutional Support for Business Enterprises:** Introduction, Policies & Schemes of Central Level Institutions, State Level Institutions (Selected topics from Chapter 4, Text 2).	L1, L2
Module-5	
Projects Management: AProject. Search for a Business idea**:** Introduction, Choosing an Idea, Selection of product, The Adoption process, Product Innovation, Product Planning and Development Strategy, Product Planning and Development Process. Concepts of Projects and Classification**:** Introduction, Meaning of Projects, Characteristics of a Project, Project Levels, Project Classification, Aspects of a Project, The project Cycle, Features and Phases of Project management, Project Management Processes. Project Identification**:** Feasibility Report, Project Feasibility Analysis. Project Formulation**:** Meaning, Steps in Project formulation, Sequential Stages of Project Formulation, Project Evaluation. **Project Design and Network Analysis:** Introduction, Importance of Network Analysis, Origin of PERT and CPM, Network, Network Techniques, Need for Network Techniques, Steps in PERT, CPM, Advantages, Limitations and Differences. (Selected topics from Chapters 16 to 20 of Unit 3, Text 3).	L1, L2, L3

Course Outcomes: After studying this course, students will be able to:

- Understand the fundamental concepts of Management and Entrepreneurship
- Select a best Entrepreneurship model for the required domain of establishment
- Describe the functions of Managers, Entrepreneurs and their social responsibilities
- Compare various types of Entrepreneurs
- Analyze the Institutional support by various state and central government agencies

Question paper pattern

- The question paper will have TEN questions.
- Each full question carries 16 marks.
- There will be two full questions (with a maximum of Three sub questions) from each module.
- Each full question will have sub questions covering all topics under a module.
- The students will have to answer 5 full questions, selecting one full question from each module.

Text Books:

1. Principles of Management – P.C Tripathi, P.N Reddy, McGraw Hill Education, 6th Edition, 2017. ISBN-13:978-93-5260-535-4.
2. Entrepreneurship Development Small Business Enterprises- Poornima M Charantimath, Pearson Education 2008, ISBN 978-81-7758-260-4.
3. Dynamics of Entrepreneurial Development and Management by Vasant Desai. HPH 2007, ISBN: 978-81-8488-801-2.

Reference Book:

Essentials of Management: An International, Innovation and Leadership perspective by Harold Koontz, Heinz Weihrich McGraw Hill Education, 10th Edition 2016. ISBN- 978-93-392-2286-4.

DIGITAL SIGNAL PROCESSING

B.E., V Semester, Electronics & Communication Engineering / Telecommunication Engineering

[As per Choice Based Credit System (CBCS) scheme]

Subject Code	15EC52	IA Marks	20
Number of Lecture Hours/Week	04	Exam Marks	80
Total Number of Lecture Hours	50 (10 Hours / Module)	Exam Hours	03
CREDITS – 04			

Course objectives: This course will enable students to

- Understand the frequency domain sampling and reconstruction of discrete time signals.
- Study the properties and the development of efficient algorithms for the computation of DFT.
- Realization of FIR and IIR filters in different structural forms.
- Learn the procedures to design of IIR filters from the analog filters using impulse invariance and bilinear transformation.
- Study the different windows used in the design of FIR filters and design appropriate filters based on the specifications.

Modules

Module-1	**RBT Level**
Discrete Fourier Transforms (DFT): Frequency domain sampling and reconstruction of discrete time signals. DFT as a linear transformation, its relationship with other transforms. Properties of DFT, multiplication of two DFTs- the circular convolution.	L1, L2
Module-2	
Additional DFT properties, use of DFT in linear filtering, overlap-save and overlap-add method. Fast-Fourier-Transform (FFT) algorithms: Direct computation of DFT, need for efficient computation of the DFT (FFT algorithms).	L1, L2, L3
Module-3	
Radix-2 FFT algorithm for the computation of DFT and IDFT–decimation-in-time and decimation-in-frequency algorithms. Goertzel algorithm, and chirp-z transform.	L1, L2, L3
Module-4	
Structure for IIR Systems: Direct form, Cascade form, Parallel form structures. IIR filter design: Characteristics of commonly used analog filter – Butterworth and Chebyshev filters, analog to analog frequency transformations. Design of IIR Filters from analog filter using Butterworth filter: Impulse invariance, Bilinear transformation.	L1, L2, L3
Module-5	
Structure for FIR Systems: Direct form, Linear Phase, Frequency sampling	L1, L2,

structure, Lattice structure. FIR filter design: Introduction to FIR filters, design of FIR filters using - Rectangular, Hamming, Hanning and Bartlett windows.	L3

Course Outcomes: After studying this course, students will be able to:

- Determine response of LTI systems using time domain and DFT techniques.
- Compute DFT of real and complex discrete time signals.
- Computation of DFT using FFT algorithms and linear filtering approach.
- Solve problems on digital filter design and realize using digital computations.

Question paper pattern:

- The question paper will have ten questions
- Each full question consists of 16 marks.
- There will be 2 full questions (with a maximum of three sub questions) from each module.
- Each full question will have sub questions covering all the topics under a module
- The students will have to answer 5 full questions, selecting one full question from each module.

Text Book:

Digital signal processing – Principles Algorithms & Applications, Proakis & Monalakis, Pearson education, 4th Edition, New Delhi, 2007.

Reference Books:

1. Discrete Time Signal Processing, Oppenheim & Schaffer, PHI, 2003.
2. Digital Signal Processing, S. K. Mitra, Tata Mc-Graw Hill, 3rd Edition, 2010.
3. Digital Signal Processing, Lee Tan: Elsevier publications, 2007.

Verilog HDL

B.E., V Semester, Electronics & Communication Engineering/ Telecommunication Engineering

[As per Choice Based Credit System (CBCS) scheme]

Subject Code	15EC53	IA Marks	20
Number of Lecture Hours/Week	04	Exam Marks	80
Total Number of Lecture Hours	50 (10 Hours / Module)	Exam Hours	03
CREDITS – 04			

Course objectives: This course will enable students to:

- Differentiate between Verilog and VHDL descriptions.
- Learn different Verilog HDL and VHDL constructs.
- Familiarize the different levels of abstraction in Verilog.
- Understand Verilog Tasks and Directives.
- Understand timing and delay Simulation.
- Learn VHDL at design levels of data flow, behavioral and structural for effective modeling of digital circuits.

Module-1	RBT Level
Overview of Digital Design with Verilog HDL Evolution of CAD, emergence of HDLs, typical HDL-flow, why Verilog HDL?, trends in HDLs. (Text1) **Hierarchical Modeling Concepts** Top-down and bottom-up design methodology, differences between modules and module instances, parts of a simulation, design block, stimulus block. (Text1)	L1, L2, L3
Module-2	
Basic Concepts Lexical conventions, data types, system tasks, compiler directives. (Text1) **Modules and Ports** Module definition, port declaration, connecting ports, hierarchical name referencing. (Text1)	L1, L2, L3
Module-3	
Gate-Level Modeling Modeling using basic Verilog gate primitives, description of and/or and buf/not type gates, rise, fall and turn-off delays, min, max, and typical delays. (Text1) **Dataflow Modeling** Continuous assignments, delay specification, expressions, operators, operands, operator types. (Text1)	L1, L2, L3
Module-4	
Behavioral Modeling Structured procedures, initial and always, blocking and non-blocking	L1, L2, L3

statements, delay control, generate statement, event control, conditional statements, Multiway branching, loops, sequential and parallel blocks. (Text1)	
Module-5	
Introduction to VHDL **Introduction:** Why use VHDL?, Shortcomings, Using VHDL for Design Synthesis, Design tool flow, Font conventions. **Entities and Architectures:** Introduction, A simple design, Design entities, Identifiers, Data objects, Data types, and Attributes. (Text 2)	L1, L2, L3

Course Outcomes: At the end of this course, students should be able to

- Write Verilog programs in gate, dataflow (RTL), behavioral and switch modeling levels of Abstraction.
- Write simple programs in VHDL in different styles.
- Design and verify the functionality of digital circuit/system using test benches.
- Identify the suitable Abstraction level for a particular digital design.
- Write the programs more effectively using Verilog tasks and directives.
- Perform timing and delay Simulation.

Question paper pattern:

- The question paper will have ten questions
- Each full question consists of 16 marks**.**
- There will be 2 full questions (with a maximum of three sub questions) from each module.
- Each full question will have sub questions covering all the topics under a module
- The students will have to answer 5 full questions, selecting one full question from each module

Text Books:

1. Samir Palnitkar, "**Verilog HDL: A Guide to Digital Design and Synthesis"**, Pearson Education, Second Edition.

2. Kevin Skahill, "**VHDL for Programmable Logic**", PHI/Pearson education, 2006.

Reference Books:

1. Donald E. Thomas, Philip R. Moorby, "The Verilog Hardware Description Language", Springer Science+Business Media, LLC, Fifth edition.
2. Michael D. Ciletti, "Advanced Digital Design with the Verilog HDL" Pearson (Prentice Hall), Second edition.
3. Padmanabhan, Tripura Sundari, "Design through Verilog HDL", Wiley, 2016 or earlier.

INFORMATION THEORY AND CODING

B.E., V Semester, Electronics & Communication Engineering / Telecommunication Engineering

[As per Choice Based Credit System (CBCS) scheme]

Subject Code	15EC54	IA Marks	20
Number of Lecture Hours/Week	04	Exam Marks	80
Total Number of Lecture Hours	50 (10 Hours / Module)	Exam Hours	03
CREDITS – 04			

Course Objectives: This course will enable students to:

- Understand the concept of Entropy, Rate of information and order of the source with reference to dependent and independent source.
- Study various source encoding algorithms.
- Model discrete & continuous communication channels.
- Study various error control coding algorithms.

Modules

Module-1	**RBT Level**
Information Theory: Introduction, Measure of information, Information content of message, Average Information content of symbols in Long Independent sequences, Average Information content of symbols in Long dependent sequences, Markov Statistical Model of Information Sources, Entropy and Information rate of Markoff Sources (Section 4.1, 4.2 of Text 1).	L1, L2, L3
Module-2	
Source Coding: Source coding theorem, Prefix Codes, Kraft McMillan Inequality property – KMI (Section 2.2 of Text 2). Encoding of the Source Output, Shannon's Encoding Algorithm (Sections 4.3, 4.3.1 of Text 1). Shannon Fano Encoding Algorithm, Huffman codes, Extended Huffman coding, Arithmetic Coding, Lempel – Ziv Algorithm (Sections 3.6, 3.7, 3.8, 3.10 of Text 3).	L1, L2, L3
Module-3	
Information Channels: Communication Channels (Section 4.4 of Text 1). Channel Models, Channel Matrix, Joint probabilty Matrix, Binary Symmetric Channel, System Entropies, Mutual Information, Channel Capacity, Channel Capacity of : Binary Symmetric Channel, Binary Erasure Channel, Muroga,s Theorem, Contineuos Channels (Sections 4.2, 4.3, 4.4, 4.6, 4.7 of Text 3).	L1, L2, L3
Module-4	

Error Control Coding: Introduction, Examples of Error control coding, methods of Controlling Errors, Types of Errors, types of Codes, Linear Block Codes: matrix description of Linear Block Codes, Error Detection and Error Correction Capabilities of Linear Block Codes, Single Error Correcting hamming Codes, Table lookup Decoding using Standard Array. **Binary Cyclic Codes:** Algebraic Structure of Cyclic Codes, Encoding using an (n-k) Bit Shift register, Syndrome Calculation, Error Detection and Correction (Sections 9.1, 9.2, 9.3, 9.3.1, 9.3.2, 9.3.3 of Text 1).	L1, L2, L3
Module-5	
Some Important Cyclic Codes: Golay Codes, BCH Codes(Section 8.4 – Article 5 of Text 2). **Convolution Codes**: Convolution Encoder, Time domain approach, Transform domain approach, Code Tree, Trellis and State Diagram, The Viterbi Algorithm) (Section 8.5 – Articles 1,2 and 3, 8.6- Article 1 of Text 2).	L1, L2, L3

Course Outcomes: At the end of the course the students will be able to:

- Explain concept of Dependent & Independent Source, measure of information, Entropy, Rate of Information and Order of a source
- Represent the information using Shannon Encoding, Shannon Fano, Prefix and Huffman Encoding Algorithms
- Model the continuous and discrete communication channels using input, output and joint probabilities
- Determine a codeword comprising of the check bits computed using Linear Block codes, cyclic codes & convolutional codes
- Design the encoding and decoding circuits for Linear Block codes, cyclic codes, convolutional codes, BCH and Golay codes.

Question paper pattern:

- The question paper will have ten questions
- Each full question consists of 16 marks.
- There will be 2 full questions (with a maximum of three sub questions) from each module.
- Each full question will have sub questions covering all the topics under a module
- The students will have to answer 5 full questions, selecting one full question from each module

Text Books:

1. Digital and analog communication systems, K. Sam Shanmugam, John Wiley India Pvt. Ltd, 1996.
2. Digital communication, Simon Haykin, John Wiley India Pvt. Ltd, 2008.
3. Information Theory and Coding, Muralidhar Kulkarni, K.S. Shivaprakasha, Wiley India Pvt. Ltd, 2015, ISBN:978-81-265-5305-1.

Reference Books:

1. ITC and Cryptography, Ranjan Bose, TMH, II edition, 2007
2. Principles of digital communication, J. Das, S. K. Mullick, P. K. Chatterjee, Wiley, 1986 - Technology & Engineering

3. Digital Communications – Fundamentals and Applications, Bernard Sklar, Second Edition, Pearson Education, 2016, ISBN: 9780134724058.
4. Information Theory and Coding, K.N.Haribhat, D.Ganesh Rao, Cengage Learning, 2017.

NANOELECTRONICS

B.E., V Semester, Electronics & Communication Engineering / Telecommunication Engineering

[As per Choice Based Credit System (CBCS) scheme]

Subject Code	15EC551	IA Marks	20
Number of Lecture Hours/Week	03	Exam Marks	80
Total Number of Lecture Hours	40 (8 Hours / Module)	Exam Hours	03
CREDITS – 03			

Course Objectives: This course will enable students to:

- Enhance basic engineering science and technical knowledge of nanoelectronics.
- Explain basics of top-down and bottom-up fabrication process, devices and systems.
- Describe technologies involved in modern day electronic devices.
- Know various nanostructures of carbon and the nature of the carbon bond itself.
- Learn the photo physical properties of sensor used in generating a signal.

Module-1	**RBT Level**
Introduction: Overview of nanoscience and engineering. Development milestones in microfabrication and electronic industry. Moore's law and continued miniaturization, Classification of Nanostructures, Electronic properties of atoms and solids: Isolated atom, Bonding between atoms, Giant molecular solids, Free electron models and energy bands, crystalline solids, Periodicity of crystal lattices, Electronic conduction, effects of nanometerlength scale, Fabrication methods: Top down processes, Bottom up processes methods for templating the growth of nanomaterials, ordering of nanosystems (Text 1).	L1, L2
Module-2	
Characterization: Classification, Microscopic techniques, Field ion microscopy, scanning probe techniques, diffraction techniques: bulk and surface diffraction techniques (Text 1). **Inorganic semiconductor nanostructures:** overview of semiconductor physics. Quantum confinement in semiconductor nanostructures: quantum wells, quantum wires, quantum dots, super-lattices, band offsets, electronic density of states (Text 1).	L1, L2
Module-3	
Fabrication techniques: requirements of ideal semiconductor, epitaxial growth of quantum wells, lithography and etching, cleaved-edge over growth, growth of vicinal substrates, strain induced dots and wires, electrostatically induced dots and wires, Quantum well width fluctuations, thermally annealed quantum wells, semiconductor nanocrystals, collidal quantum dots, self-assembly techniques.(Text 1). **Physical processes:** modulation doping, quantum hall effect, resonant tunneling, charging effects, ballistic carrier transport, Inter band absorption, intraband absorption, Light emission processes, phonon bottleneck, quantum confined stark effect, nonlinear effects, coherence and dephasing, characterization of semiconductor nanostructures: optical	L1, L2

electrical and structural (Text 1).	
Module-4	
Carbon Nanostructures: Carbon molecules, Carbon Clusters, Carbon Nanotubes, application of Carbon Nanotubes. (Text 2)	L1, L2
Module-5	
Nanosensors: Introduction, What is Sensor and Nanosensors?, What makes them Possible?, Order From Chaos, Characterization, Perception, Nanosensors Based On Quantum Size Effects, Electrochemical Sensors, Sensors Based On Physical Properties, Nanobiosensors, Smart dust Sensor for the future. (Text 3) **Applications:** Injection lasers, quantum cascade lasers, single-photon sources, biological tagging, optical memories, coulomb blockade devices, photonic structures, QWIP's, NEMS, MEMS (Text 1).	L1, L2
Course outcomes: After studying this course, students will be able to: • Know the principles behind Nanoscience engineering and Nanoelectronics. • Know the effect of particles size on mechanical, thermal, optical and electrical properties of nanomaterials. • Know the properties of carbon and carbon nanotubes and its applications. • Know the properties used for sensing and the use of smart dust sensors. • Apply the knowledge to prepare and characterize nanomaterials. • Analyse the process flow required to fabricate state-of-the-art transistor technology.	
Question paper pattern: • The question paper will have ten questions • Each full question consists of 16 marks. • There will be 2 full questions (with a maximum of three sub questions) from each module. • Each full question will have sub questions covering all the topics under a module • The students will have to answer 5 full questions, selecting one full question from each module	
Text Books: 1. Ed Robert Kelsall, Ian Hamley, Mark Geoghegan, "Nanoscale Science and Technology", John Wiley, 2007. 2. Charles P Poole, Jr, Frank J Owens, "Introduction to Nanotechnology", John Wiley, Copyright 2006, Reprint 2011. 3. T Pradeep, "Nano: The essentials-Understanding Nanoscience and Nanotechnology", TMH.	
Reference Book: Ed William A Goddard III, Donald W Brenner, Sergey E. Lyshevski, Gerald J Iafrate, "Hand Book of Nanoscience Engineering and Technology", CRC press, 2003.	

SWITCHING & FINITE AUTOMATA THEORY

B.E., V Semester, Electronics & Communication Engineering / Telecommunication Engineering

[As per Choice Based Credit System (CBCS) scheme]

Subject Code	15EC552	IA Marks	20
Number of Lecture Hours/Week	03	Exam Marks	80
Total Number of Lecture Hours	40 (8 Hours / Module)	Exam Hours	03
CREDITS – 03			

Course Objectives: This course will enable students to:

1. Understand the basics of threshold logic, effect of hazards on digital circuits and techniques of fault detection
2. Explain finite state model and minimization techniques
3. Know structure of sequential machines, and state identification
4. Understand the concept of fault detection experiments

Modules

Module-1	**RBT Level**
Threshold Logic: Introductory Concepts: Threshold element, capabilities and limitations of threshold logic, Elementary Properties, Synthesis of Threshold networks: Unate functions, Identification and realization of threshold functions, The map as a tool in synthesizing threshold networks. (Sections 7.1, 7.2 of Text)	L1, L2, L3
Module-2	
Reliable Design and Fault Diagnosis: Hazards, static hazards, Design of Hazard-free Switching Circuits, Fault detection in combinational circuits, Fault detection in combinational circuits: The faults, The Fault Table, Covering the fault table, Fault location experiments: Preset experiments, Adaptive experiments, Boolean differences, Fault detection by path sensitizing. (Sections 8.1, 8.2, 8.3, 8.4, 8.5 of Text)	L1, L2, L3
Module-3	
Sequential Machines: Capabilities, Minimization and Transformation The Finite state model and definitions, capabilities and limitations of finite state machines, State equivalence and machine minimization: k-equivalence, The minimization Procedure, Machine equivalence, Simplification of incompletely specified machines. (Section 10.1, 10.2, 10.3, 10.4 of Text)	L1, L2, L3
Module-4	
Structure of Sequential Machines: Introductory example, State assignment using partitions: closed partitions, The lattice of closed partitions, Reduction of output dependency, Input dependence and autonomous clocks, Covers and generation of closed partitions by state splitting: Covers, The implication graph, An application of state splitting to parallel decomposition. (Section 12.1, 12.2, 12.3, 12.4, 12.5, 12.6 of Text)	L1, L2, L3
Module-5	
State–Identification and Fault Detection Experiments: Experiments, Homing experiments, Distinguishing experiments, Machine identification,	L1, L2, L3

Fault detection experiments, Design of diagnosable machines, Second algorithm for the design of fault detection experiments. (Sections 13.1, 13.2, 13.3, 13.4, 13.5, 13.6, 13.7 of Text)	

Course outcomes: At the end of the course, students should be able to:

- Explain the concept of threshold logic
- Understand the effect of hazards on digital circuits and fault detection and analysis
- Define the concepts of finite state model
- Analyze the structure of sequential machine
- Explain methods of state identification and fault detection experiments

Question paper pattern:

- The question paper will have ten questions
- Each full question consists of 16 marks**.**
- There will be 2 full questions (with a maximum of three sub questions) from each module.
- Each full question will have sub questions covering all the topics under a module
- The students will have to answer 5 full questions, selecting one full question from each module

Text Book:

Switching and Finite Automata Theory – Zvi Kohavi, McGraw Hill, 2nd edition, 2010 ISBN: 0070993874.

Reference Books:

1. **Fault Tolerant And Fault Testable Hardware Design**-Parag K Lala, Prentice Hall Inc. 1985.
2. **Digital Circuits and Logic Design**.-Charles Roth Jr, Larry L. Kinney, Cengage Learning, 2014, ISBN: 978-1-133-62847-7.

OPERATING SYSTEM

B.E., V Semester, Electronics & Communication Engineering / Telecommunication Engineering

[As per Choice Based Credit System (CBCS) scheme]

Subject Code	15EC553	IA Marks	20
Number of Lecture Hours/Week	03	Exam Marks	80
Total Number of Lecture Hours	40 (8 Hours / Module)	Exam Hours	03
CREDITS – 03			

Course objectives: This course will enable students to:

- Understand the services provided by an operating system.
- Understand how processes are synchronized and scheduled.
- Understand different approaches of memory management and virtual memory management.
- Understand the structure and organization of the file system
- Understand interprocess communication and deadlock situations.

Module-1	**RBT Level**
Introduction to Operating Systems OS, Goals of an OS, Operation of an OS, Computational Structures, Resource allocation techniques, Efficiency, System Performance and User Convenience, Classes operating System, Batch processing, Multi programming, Time Sharing Systems, Real Time and distributed Operating Systems (Topics from Sections 1.2, 1.3, 2.2 to 2.8 of Text).	L1, L2
Module-2	
Process Management: OS View of Processes, PCB, Fundamental State Transitions, Threads, Kernel and User level Threads, Non-preemptive scheduling- FCFS and SRN, Preemptive Scheduling- RR and LCN, Long term, medium term and short term scheduling in a time sharing system (Topics from Sections 3.3, 3.3.1 to 3.3.4, 3.4, 3.4.1, 3.4.2 , 4.2, 4.3, 4.4.1 of Text).	L1, L2
Module-3	
Memory Management: Contiguous Memory allocation, Non-Contiguos Memory Allocation, Paging, Segmentation, Segmentation with paging, Virtual Memory Management, Demand Paging, Paging Hardware, VM handler, FIFO, LRU page replacement policies (Topics from Sections 5.5 to 5.9, 6.1 to 6.3, except Optimal policy and 6.3.1of Text).	L1, L2
Module-4	
File Systems: File systems and IOCS, File Operations, File Organizations, Directory structures, File Protection, Interface between File system and IOCS, Allocation of disk space, Implementing file access (Topics from Sections 7.1 to 7.8 of Text).	L1, L2, L3
Module-5	
Message Passing and Deadlocks: Overview of Message Passing, Implementing message passing, Mailboxes, Deadlocks, Deadlocks in resource allocation, Resource state modelling, Deadlock detection algorithm, Deadlock Prevention (Topics from Sections 10.1 to 10.3, 11.1 to	L1, L2, L3

11.5 of Text).	

Course outcomes: After studying this course, students will be able to:

- Explain the goals, structure, operation and types of operating systems.
- Apply scheduling techniques to find performance factors.
- Explain organization of file systems and IOCS.
- Apply suitable techniques for contiguous and non-contiguous memory allocation.
- Describe message passing, deadlock detection and prevention methods.

Question paper pattern:

- The question paper will have ten questions
- Each full question consists of 16 marks**.**
- There will be 2 full questions (with a maximum of three sub questions) from each module.
- Each full question will have sub questions covering all the topics under a module
- The students will have to answer 5 full questions, selecting one full question from each module

Text Book:

Operating Systems – A concept based approach, by Dhamdare, TMH, 2nd edition.

Reference Books:

1. Operating systems concepts, Silberschatz and Galvin, John Wiley India Pvt. Ltd, 5th edition,2001.
2. Operating system–internals and design system, William Stalling, Pearson Education, 4th ed, 2006.
3. Design of operating systems, Tannanbhaum, TMH, 2001.

ELECTRICAL ENGINEERING MATERIALS

B.E., V Semester, Electronics & Communication Engineering/ Telecommunication Engineering

[As per Choice Based Credit System (CBCS) scheme]

Subject Code	15EC554	IA Marks	20
Number of Lecture Hours/Week	03	Exam Marks	80
Total Number of Lecture Hours	40 (8 Hours/Module)	Exam Hours	03
CREDITS – 03			

Course Objectives: This course will enable students to:

- Understand the formation of bands in materials and the classification of materials on the basis of band theory
- Understand the classification of magnetic materials on the basis of their behavior in an external magnetizing field.
- Understand the characteristics and properties of conducting and superconducting materials
- Understand the electrical characteristics of the material to be considered on the basis of their uses.
- Classify electrical engineering materials into low and high resistance materials

Modules

Module-1	**RBT Level**
Band Theory of Solids: Introduction to free electron theory, Kroning-Penney Model, Explanation for Discontinuities in E vs. K curve, Formation of Solid Material, Formation of Band in Metals, Formation of Bands in Semiconductors and Insulating Materials, Classification of Materials on the Basis of Band Structure, Explanation for differences in the Electrical properties of different Materials. Important Characteristics of a Band Electron, Number of energy states per band, Explanation for Insulating and Metallic Behavior of Materials, Concept of Hole.	L1, L2
Module-2	
Magnetic Properties of Materials: Introduction, Origin of Magnetism, Basic Terms in Magnetism, Relation between Magnetic Permeability and Susceptibility, Classification of magnetic Materials, Characteristics of Diamagnetic Materials, Paramagnetic Materials, Ferromagnetic Materials, Ferrimagnetic Materials, Langevin's Theory of Diamagnetism, Explanation of Dia, Para and Ferromagnetism, Ampere's Lam in Dia, Para and Ferromagnetism, Hystersis and Hystersis loss, Langevin's Theory of paramagnetism, Modification in the Langevin's Theory, Anti-Ferromagnetism and Neel Temperature, Ferrimagnetic Materials, Properties of some important Magnetic Materials, Magentostriction and Magnetostrictive Materials, Hard and Soft Ferromagnetic Materials and their Applications.	L1, L2
Module-3	
Behavior of Dielectric Materials in AC and DC Fields: Introduction, Classification of Dielectric Materials at Microscopic level, Polar Dielectric Materials, Non-polar Dielectric Materials, Kinds of Polarizations, behavior of	L1, L2

dielectric materials, Three electric Vectors, Gauss's Law in a Dielectric, Electric Susceptibility and Static Dielectric constant, Effect of Dielectric medium upon capacitance, macroscopic electric field, Microscopic Electric field, temperature dependence of dielectric constant, polar dielectric in ac and dc fields, behavior of polar dielectric at high frequencies, Dielectric loss, Dielectric strength and Dielectric Breakdown, Various kinds of Dielectric Materials, Hysteresis in Ferroelectric Materials, Applications of Ferroelectric Materials in Devices.	
Module-4	
Conductivity of Metals and Superconductivity: Introduction, Ohm's law, Explanation for the dependence of electrical resistivity upon temperature, Free-electron theory of metals, Application of Lorentz-Drude free-electron theory, Effect of various parameters on Electrical Conductivity, Resistivity Ratio, Variation of resistivity of alloys with temperature, Thermal Conductivity of Materials, Heat produced in Current Carrying Conductor, Thermoelectric Effect, Thermoelectric Series, Seebeck's Experiment. Discovery of superconductivity, superconductivity and transition temperature, superconducting materials, explanation of superconductivity phenomenon, characteristics of superconductors, change in thermodynamic parameters in superconducting state, frequency dependence of superconductivity, current status of high temperature superconductors, practical applications of superconductors.	L1, L2
Module-5	
Electrical Conducting and Insulating materials: Introduction, Classification of conducting materials, difference in properties of Hard-Drawn and Annealed copper, standard conductors, comparison between some popular Low-Resistivity Materials, Low-Resistivity Copper Alloys, Electrical contact materials and their selection, classification of contact materials, Materials for Lamp Filaments, Preparation of Tungsten Filaments. Insulating gases, Liquids and solids and their characteristics, Selection of the insulating material, other important properties of Insulating materials, Thermal characteristics, chemical properties of Insulating materials, classification of Insulating materials on the basis of structure.	L1, L2

Course Outcomes: At the end of the course, students will be able to

- Understand the various kinds of materials and their applications in ac and dc fields.
- Understand the conductivity of superconductivity of materials.
- Explain the electrical properties of different materials and metallic behavior of materials on the basis of band theory.
- Explain the properties and applications of all kind of magnetic materials.
- Explain the properties of electrical conducting and insulating materials.
- Assess a variety of approaches in developing new materials with enhanced performance to replace existing materials.

Question paper pattern:

- The question paper will have ten questions

- Each full question consists of 16 marks.
- There will be 2 full questions (with a maximum of three sub questions) from each module.
- Each full question will have sub questions covering all the topics under a module
- The students will have to answer 5 full questions, selecting one full question from each module

Text Book:

R K Shukla and Archana Singh, "Electrical Engineering Materials" McGraw Hill, 2012, ISBN: 978-1-25-90062-03.

Reference Books:

1. S.O. KASAP, "Electronic Materials and Devices" 3rd edition, McGraw Hill, 2014, ISBN-978-0-07-064820-3.
2. C.S.Indulkar and S. Thiruvengadam, S., "An Introduction to Electrical Engineering Materials", ISBN-9788121906661.

MSP430 MICROCONTROLLER

B.E., V Semester, Electronics & Communication Engineering

[As per Choice Based Credit System (CBCS) scheme]

Subject Code	15EC555	IA Marks	20
Number of Lecture Hours/Week	03	Exam Marks	80
Total Number of Lecture Hours	40 (8 Hours / Module)	Exam Hours	03
CREDITS – 03			

Course objectives: This course will enable students to:

- Understand the architectural features and instruction set of 16 bit microcontroller MSP430.
- Program MSP430 using the various instructions for different applications.
- Understand the functions of the various peripherals which are interfaced with MSP430.
- Describe the power saving modes in MSP430.
- Explain the low power applications using MSP430.

Module-1	RBT Level
MSP430 Architecture: Introduction –Where does the MSP430 fit, The outside view, The inside view-Functional block diagram, Memory, Central Processing Unit, Memory Mapped Input and Output, Clock Generator, Exceptions: Interrupts and Resets, MSP430 family. (Text: Ch1- 1.3 to 1.7, Ch2- 2.1 to 2.7, Ch5- 5.1, 5.7 up to 5.7.1)	L1, L2
Module-2	
Addressing Modes & Instruction Set-Addressing Modes, Instruction set**,** Constant Generator and Emulated Instructions, Program Examples. (Text: Ch5- 5.2 to 5.5)	L1, L2, L3
Module-3	
Clock System, Interrupts and Operating Modes-Clock System, Interrupts, What happens when an interrupted is requested, Interrupt Service Routines, Low Power Modes of Operation, Watchdog Timer, Basic Timer1, Real Time Clock, Timer-A: Timer Block, Capture/Compare Channels, Interrupts from Timer-A. (Text: Ch5 - 5.8 upto 5.8.4, Ch 6-6.6 to 6.8, 6.10, Ch8 -8.1, 8.2, 8.3)	L1, L2
Module-4	
Analog Input-Output and PWM - Comparator-A, ADC10, ADC12, Sigma-Delta ADC, Internal Operational Amplifiers, DAC, Edge Aligned PWM, Simple PWM, Design of PWM. LCD interfacing. (Text: Ch9 – 9.1 up to 9.1.2, 9.4, 9.5 up to 9.5.1, 9.7, 9.8 up to 9.8.1, 9.11.5, 9.12 (without 9.12.1), 8.6.2 to 8.6.4)	L1, L2
Module-5	

Digital Input-Output and Serial Communication: Parallel Ports, Lighting LEDs, Flashing LEDs, Read Input from a Switch, Toggle the LED state by pressing the push button, LCD interfacing. Asynchronous Serial Communication, Asynchronous Communication with USCI_A, Communications, Peripherals in MSP430, Serial Peripheral Interface. (Text: Selected topics from Ch4 & Ch7 and Ch7- 7.1, Ch10 – 10.1, 10.2, and 10.12)	L1, L2, L3
Course outcomes: After studying this course, students will be able to: • Understand the architectural features and instruction set of 16 bit microcontroller MSP430. • Develop programs using the various instructions of MSP430 for different applications. • Understand the functions of the various peripherals which are interfaced with MSP430 microcontroller. • Describe the power saving modes in MSP430. • Explain the low power applications using MSP430 microcontroller.	

Evaluation of Internal Assessment Marks:

It is suggested that at least a few simple programs to be executed by students using any evaluation board of MSP430 for better understanding of the course. This activity can be considered for the evaluation of 5 marks out of 20 Internal assessment marks, reserved for the other activities.

Question paper pattern:

- The question paper will have ten questions
- Each full question consists of 16 marks.
- There will be 2 full questions (with a maximum of three sub questions) from each module.
- Each full question will have sub questions covering all the topics under a module
- The students will have to answer 5 full questions, selecting one full question from each module

Text Book:

John H Davies, MSP430 Microcontroller Basics, Newnes Publications, Elsevier, 2008.

References:

1. Chris Nagy, Embedded Systems Design using TI MSP430 Series, Newnes Publications, Elsevier, 2003.
2. User Guide from Texas Instruments.

DSP Lab

B.E., V Semester, EC/TC

[As per Choice Based Credit System (CBCS) scheme]

Subject Code	15ECL57	IA Marks	20
Number of Lecture Hours/Week	01Hr Tutorial (Instructions) + 02 Hours Laboratory=03	Exam Marks	80
RBT Levels	L1, L2, L3	Exam Hours	03

CREDITS – 02

Course objectives: This course will enable students to

- Simulate discrete time signals and verification of sampling theorem.
- Compute the DFT for a discrete signal and verification of its properties using MATLAB.
- Find solution to the difference equations and computation of convolution and correlation along with the verification of properties.
- Compute and display the filtering operations and compare with the theoretical values.
- Implement the DSP computations on DSP hardware and verify the result.

Laboratory Experiments

Following Experiments to be done using MATLAB / SCILAB / OCTAVE or equivalent:

1. Verification of sampling theorem.
2. Linear and circular convolution of two given sequences, Commutative, distributive and associative property of convolution.
3. Auto and cross correlation of two sequences and verification of their properties
4. Solving a given difference equation.
5. Computation of N point DFT of a given sequence and to plot magnitude and phase spectrum (using DFT equation and verify it by built-in routine).
6. (i) Verification of DFT properties (like Linearity and Parseval's theorem, etc.) (ii) DFT computation of square pulse and Sinc function etc.
7. Design and implementation of FIR filter to meet given specifications (using different window techniques).
8. Design and implementation of IIR filter to meet given specifications.

Following Experiments to be done using DSP kit

9. Linear convolution of two sequences
10. Circular convolution of two sequences
11. N-point DFT of a given sequence
12. Impulse response of first order and second order system
13. Implementation of FIR filter

Course outcomes: On the completion of this laboratory course, the students will be able to:

- Understand the concepts of analog to digital conversion of signals and frequency domain sampling of signals.

- Modelling of discrete time signals and systems and verification of its properties and results.
- Implementation of discrete computations using DSP processor and verify the results.
- Realize the digital filters using a simulation tool and a DSP processor and verify the frequency and phase response.

Conduct of Practical Examination:

1. All laboratory experiments are to be included for practical examination.
2. Strictly follow the instructions as printed on the cover page of answer script for breakup of marks.
3. Change of experiment is allowed only once and Marks allotted to the procedure part to be made zero.

HDL Lab

B.E., V Semester, EC/TC

[As per Choice Based Credit System (CBCS) scheme]

Subject Code	15ECL58	IA Marks	20
Number of Lecture Hours/Week	01 Hr Tutorial (Instructions) + 02 Hours Laboratory = 03	Exam Marks	80
RBT Levels	L1, L2, L3	Exam Hours	03

CREDITS – 02

Course objectives: This course will enable students to:

- Familiarize with the CAD tool to write HDL programs.
- Understand simulation and synthesis of digital design.
- Program FPGAs/CPLDs to synthesise the digital designs.
- Interface hardware to programmable ICs through I/O ports.
- Choose either Verilog or VHDL for a given Abstraction level.

Note: Programming can be done using any compiler. Download the programs on a FPGA/CPLD boards such as Apex/Acex/Max/Spartan/Sinfi or equivalent and performance testing may be done using 32 channel pattern generator and logic analyzer apart from verification by simulation with tools such as Altera/Modelsim or equivalent.

Laboratory Experiments

Part–A: PROGRAMMING

1. Write Verilog code to realize all the logic gates
2. Write a Verilog program for the following combinational designs
   a. 2 to 4 decoder
   b. 8 to 3 (encoder without priority & with priority)
   c. 8 to 1 multiplexer.
   d. 4 bit binary to gray converter
   e. Multiplexer, de-multiplexer, comparator.
3. Write a VHDL and Verilog code to describe the functions of a Full Adder using three modeling styles.
4. Write a Verilog code to model 32 bit ALU using the schematic diagram shown below

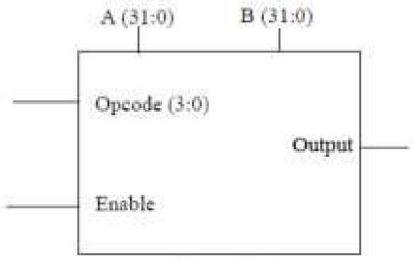

- ALU should use combinational logic to calculate an output based on the four bit op-code input.
- ALU should pass the result to the out bus when enable line in high, and tri-state the out bus when the enable line is low.

- ALU should decode the 4 bit op-code according to the example given below.

OPCODE	ALU Operation
1.	A+B
2.	A-B
3.	A Complement
4.	A*B
5.	A AND B
6.	A OR B
7.	A NAND B
8.	A XOR B

5. Develop the Verilog code for the following flip-flops, SR, D, JK and T.
6. Design a 4 bit binary, BCD counters (Synchronous reset and Asynchronous reset) and "any sequence" counters, using Verilog code.

Part–B: INTERFACING (at least four of the following must be covered using VHDL/Verilog)

1. Write HDL code to display messages on an alpha numeric LCD display.
2. Write HDL code to interface Hex key pad and display the key code on seven segment display.
3. Write HDL code to control speed, direction of DC and Stepper motor.
4. Write HDL code to accept Analog signal, Temperature sensor and display the data on LCD or Seven segment display.
5. Write HDL code to generate different waveforms (Sine, Square, Triangle, Ramp etc.,) using DAC - change the frequency.
6. Write HDL code to simulate Elevator operation.

Course Outcomes: At the end of this course, students should be able to:

- Write the Verilog/VHDL programs to simulate Combinational circuits in Dataflow, Behavioral and Gate level Abstractions.
- Describe sequential circuits like flip flops and counters in Behavioral description and obtain simulation waveforms.
- Synthesize Combinational and Sequential circuits on programmable ICs and test the hardware.
- Interface the hardware to the programmable chips and obtain the required output.

Conduct of Practical Examination:

1. All laboratory experiments are to be included for practical examination.
2. Strictly follow the instructions as printed on the cover page of answer script for breakup of marks.
3. Change of experiment is allowed only once and Marks allotted to the procedure part to be made zero.

5th Semester Open Electives Syllabus for the Courses offered by EC/TC Board

Automotive Electronics
B.E V Semester (Open Elective)
[As per Choice Based Credit System (CBCS) scheme

Subject Code	15EC561	IA Marks	20
Number of Lecture Hours/Week	03	Exam Marks	80
Total Number of Lecture Hours	40(08 Hrs per Module)	Exam Hours	03
CREDITS – 03			

Course objectives: This course will enable students to:

- Understand the basics of automobile dynamics and design electronics to complement those features.
- Design and implement the electronics that attribute the reliability, safety, and smartness to the automobiles, providing add-on comforts.

Module-1	RBT Level
Automotive Fundamentals Overview – Evolution of Automotive Electronics, Automobile Physical Configuration, Survey of Major Automotive Systems, The Engine – Engine Block, Cylinder Head, Four Stroke Cycle, Engine Control, Ignition System - Spark plug, High voltage circuit and distribution, Spark pulse generation, Ignition Timing, Diesel Engine, Drive Train - Transmission, Drive Shaft, Differential, Suspension, Brakes, Steering System (Text 1: Chapter1), Starter Battery –Operating principle: (Text 2: Pg. 407-410) (4 hours) **The Basics of Electronic Engine Control –** Motivation for Electronic Engine Control – Exhaust Emissions, Fuel Economy, Concept of an Electronic Engine control system, Definition of General terms, Definition of Engine performance terms, Engine mapping, Effect of Air/Fuel ratio, spark timing and EGR on performance, Control Strategy, Electronic Fuel control system, Analysis of intake manifold pressure, Electronic Ignition. (Text 1: Chapter 5) (4 hours)	L1, L2
Module-2	

Automotive Control System applications of Sensors and Actuators – Typical Electronic Engine Control System, Variables to be measured (Text 1: Chapter 6) (1 hour) **Automotive Sensors** – Airflow rate sensor, Strain Gauge MAP sensor, Engine Crankshaft Angular Position Sensor, Magnetic Reluctance Position Sensor, Hall effect Position Sensor, Shielded Field Sensor, Optical Crankshaft Position Sensor, Throttle Angle Sensor (TAS), Engine Coolant Temperature (ECT) Sensor, Exhaust Gas Oxygen (O2/EGO) Lambda Sensors, Piezoelectric Knock Sensor. (Text 1: Chapter 6) (5 hours) **Automotive Actuators –** Solenoid, Fuel Injector, EGR Actuator, Ignition System (Text 1: Chapter 6) (2 hours)	L1, L2
Module-3	
Digital Engine Control Systems – Digital Engine control features, Control modes for fuel Control (Seven Modes), EGR Control, Electronic Ignition Control - Closed loop Ignition timing, Spark Advance Correction Scheme, Integrated Engine Control System - Secondary Air Management, Evaporative Emissions Canister Purge, Automatic System Adjustment, System Diagnostics. (Text 1: Chapter 7) (6 hours) **Control Units –** Operating conditions, Design, Data processing, Programming, Digital modules in the Control unit, Control unit software. (Text 2: Pg. 196-207) (2 hours)	L1, L2
Module-4	
Automotive Networking –Bus Systems – Classification, Applications in the vehicle, Coupling of networks, Examples of networked vehicles (Text 2: Pg. 85-91), Buses - CAN Bus, LIN Bus, MOST Bus, Bluetooth, Flex Ray, Diagnostic Interfaces. (Text 2: Pg. 92-151) (6 hours) **Vehicle Motion Control** – Typical Cruise Control System, Digital Cruise Control System, Digital Speed Sensor, Throttle Actuator, Digital Cruise Control configuration, Cruise Control Electronics (Digital only), Antilock Brake System (ABS) (Text 1: Chapter 8) (2 hours)	L1, L2
Module-5	
Automotive Diagnostics–Timing Light, Engine Analyzer, On-board diagnostics, Off-board diagnostics, Expert Systems, Occupant Protection Systems – Accelerometer based Air Bag systems. (Text 1: Chapter 10) (2 hours) **Future Automotive Electronic Systems** – Alternative Fuel Engines, Electric and Hybrid vehicles, Fuel cell powered cars, Collision Avoidance Radar warning Systems, Low tire pressure warning system, Heads Up display, Speech Synthesis, Navigation – Navigation Sensors - Radio Navigation, Signpost navigation, dead reckoning navigation, Voice Recognition Cell Phone dialing, Advanced Cruise Control, Stability Augmentation, Automatic driving Control (Text 1: Chapter 11) (6 hours)	L1, L2, L3

Course Outcomes: At the end of the course, students will be able to:

- Acquire an overview of automotive components, subsystems, and basics of Electronic Engine Control in today's automotive industry.
- Use available automotive sensors and actuators while interfacing with microcontrollers / microprocessors during automotive system design.
- Understand the networking of various modules in automotive systems, communication protocols and diagnostics of the sub systems.
- Design and implement the electronics that attribute the reliability, safety, and smartness to the automobiles, providing add-on comforts and get fair idea on future Automotive Electronic Systems.

Question paper pattern:

- The question paper will have ten questions.
- Each full Question consisting of 16 marks
- There will be 2 full questions (with a maximum of three sub questions) from each module.
- Each full question will have sub questions covering all the topics under a module.
- The students will have to answer 5 full questions, selecting one full question from each module.

Text Books:

1. William B. Ribbens, "Understanding Automotive Electronics", 6th Edition, Elsevier Publishing.
2. Robert Bosch Gmbh (Ed.) Bosch Automotive Electrics and Automotive Electronics Systems and Components, Networking and Hybrid Drive, 5th edition, John Wiley& Sons Inc., 2007.

Object Oriented Programming Using C++

B.E. V Semester (Open Elective)

[As per Choice Based Credit System (CBCS)scheme]

Subject Code	15EC562	IA Marks	20
Number of Lecture Hours/Week	03	Exam Marks	80
Total Number of Lecture Hours	40 (08 Hrs/ Module	Exam Hours	03

CREDITS – 03

Course objectives: This course will enable students to:

- Define Encapsulation, Inheritance and Polymorphism.
- Solve the problem with object oriented approach.
- Analyze the problem statement and build object oriented system model.
- Describe the characters and behavior of the objects that comprise a system.
- Explain function overloading, operator overloading and virtual functions.
- Discuss the advantages of object oriented programming over procedure oriented programming.

Module -1	**RBT Level**
Beginning with C++ and its features: What is C++?, Applications and structure of C++ program, Different Data types, Variables, Different Operators, expressions, operator overloading and control structures in C++ (Topics from Ch -2,3 of Text).	L1, L2
Module -2	
Functions, classes and Objects: Functions, Inline function, function overloading, friend and virtual functions, Specifying a class, C++ program with a class, arrays within a class, memory allocation to objects, array of objects, members, pointers to members and member functions (Selected Topics from Chap-4,5 of Text).	L1, L2, L3
Module -3	
Constructors, Destructors and Operator overloading: Constructors, Multiple constructors in a class, Copy constructor, Dynamic constructor, Destructors, Defining operator overloading, Overloading Unary and binary operators, Manipulation of strings using operators (Selected topics from Chap-6, 7 of Text).	L1, L2, L3
Module -4	
Inheritance, Pointers, Virtual Functions, Polymorphism: Derived Classes, Single, multilevel, multiple inheritance, Pointers to objects and derived classes, this pointer, Virtual and pure virtual functions (Selected topics from Chap-8,9 of Text).	L1, L2, L3

Module -5	
Streams and Working with files: C++ streams and stream classes, formatted and unformatted I/O operations, Output with manipulators, Classes for file stream operations, opening and closing a file, EOF (Selected topics from Chap-10, 11 of Text).	L1, L2, L3

Course Outcomes: At the end of the course, students will be able to:

- Explain the basics of Object Oriented Programming concepts.
- Apply the object initialization and destroy concept using constructors and destructors.
- Apply the concept of polymorphism to implement compile time polymorphism in programs by using overloading methods and operators.
- Use the concept of inheritance to reduce the length of code and evaluate the usefulness.
- Apply the concept of run time polymorphism by using virtual functions, overriding functions and abstract class in programs.
- Use I/O operations and file streams in programs.

Question paper pattern:

- The question paper will have ten questions.
- Each full Question consisting of 16 marks
- There will be 2 full questions (with a maximum of Three sub questions) from each module.
- Each full question will have sub questions covering all the topics under a module.
- The students will have to answer 5 full questions, selecting one full question from each module.

Text Book:

Object Oriented Programming with C++, E.Balaguruswamy, TMH, 6th Edition, 2013.

Reference Book:

Object Oriented Programming using C++, Robert Lafore, Galgotia publication 2010.

8051 MICROCONTROLLER

B.E., V Semester (Open Elective)

[As per Choice Based Credit System (CBCS) scheme]

Subject Code	15EC563	IA Marks	20
Number of Lecture Hours/Week	03	Exam Marks	80
Total Number of Lecture Hours	40 (08 Hrs/ Module)	Exam Hours	03

CREDITS – 03

Course objectives: This course will enable students to:

- Understand the difference between a Microprocessor and a Microcontroller and embedded microcontrollers.
- Familiarize the basic architecture of 8051 microcontroller.
- Program 8051microprocessor using Assembly Level Language and C.
- Understand the interrupt system of 8051 and the use of interrupts.
- Understand the operation and use of inbuilt Timers/Counters and Serial port of 8051.
- Interface 8051 to external memory and I/O devices using its I/O ports.

Module -1	**RBT Level**
8051 Microcontroller: Microprocessor Vs Microcontroller, Embedded Systems, Embedded Microcontrollers, 8051 Architecture- Registers, Pin diagram, I/O ports functions, Internal Memory organization. External Memory (ROM & RAM) interfacing.	L1, L2
Module -2	
8051 Instruction Set: Addressing Modes, Data Transfer instructions, Arithmetic instructions, Logical instructions, Branch instructions, Bit manipulation instructions. Simple Assembly language program examples (without loops) to use these instructions.	L1, L2
Module -3	
8051 Stack, I/O Port Interfacing and Programming: 8051 Stack, Stack and Subroutine instructions. Assembly language program examples on subroutine and involving loops - Delay subroutine, Factorial of an 8 bit number (result maximum 8 bit), Block move without overlap, Addition of N 8 bit numbers, Picking smallest/largest of N 8 bit numbers. Interfacing simple switch and LED to I/O ports to switch on/off LED with respect to switch status.	L1, L2, L3
Module -4	
8051 Timers and Serial Port: 8051 Timers and Counters – Operation and Assembly language programming to generate a pulse	L1, L2, L3

using Mode-1 and a square wave using Mode-2 on a port pin. 8051 Serial Communication- Basics of Serial Data Communication, RS-232 standard, 9 pin RS232 signals, Simple Serial Port programming in Assembly and C to transmit a message and to receive data serially.	
Module -5	
8051 Interrupts and Interfacing Applications: 8051 Interrupts. 8051 Assembly language programming to generate an external interrupt using a switch, 8051 C programming to generate a square waveform on a port pin using a Timer interrupt. Interfacing 8051 to ADC-0804, LCD and Stepper motor and their 8051 Assembly language interfacing programming.	L1, L2, L3

Evaluation of Internal Assessment Marks:

It is suggested that at least a few simple programs to be executed by students using a simulation software or an 8051 microcontroller kit for better understanding of the course. This activity can be considered for the evaluation of 5 marks out of 20 Internal assessment marks, reserved for the other activities.

Course outcomes: At the end of the course, students will be able to:

- Explain the difference between Microprocessors & Microcontrollers, Architecture of 8051 Microcontroller, Interfacing of 8051 to external memory and Instruction set of 8051.
- Write 8051 Assembly level programs using 8051 instruction set.
- Explain the Interrupt system, operation of Timers/Counters and Serial port of 8051.
- Write 8051 Assembly language program to generate timings and waveforms using 8051 timers, to send & receive serial data using 8051 serial port and to generate an external interrupt using a switch.
- Write 8051 C programs to generate square wave on 8051 I/O port pin using interrupt and to send & receive serial data using 8051 serial port.
- Interface simple switches, simple LEDs, ADC 0804, LCD and Stepper Motor to 8051 using 8051 I/O ports.

Question paper pattern:

- The question paper will have ten questions.
- Each full Question consisting of 16 marks
- There will be 2 full questions (with a maximum of Three sub questions) from each module.
- Each full question will have sub questions covering all the topics under a module.
- The students will have to answer 5 full questions, selecting one full question from each module.

TEXT BOOKS:

1. **"The 8051 Microcontroller and Embedded Systems – using assembly and C ",** Muhammad Ali Mazidi and Janice Gillespie Mazidi and Rollin D. McKinlay; PHI, 2006 / Pearson, 2006.

2. **"The 8051 Microcontroller",** Kenneth J. Ayala, 3rd Edition, Thomson/Cengage Learning.

REFERENCE BOOKS:

1. **"The 8051 Microcontroller Based Embedded Systems",** Manish K Patel, McGraw Hill, 2014, ISBN: 978-93-329-0125-4.
2. **"Microcontrollers: Architecture, Programming, Interfacing and System Design",** Raj Kamal, Pearson Education, 2005.

B.E E&C SIXTH SEMESTER SYLLABUS

DIGITAL COMMUNICATION

B.E., VI Semester, Electronics & Communication Engineering/ Telecommunication Engineering

[As per Choice Based Credit System (CBCS) scheme]

Subject Code	15EC61	IA Marks	20
Number of Lecture Hours/Week	04	Exam Marks	80
Total Number of Lecture Hours	50 (10 Hours/Module)	Exam Hours	03
CREDITS – 04			

Course Objectives: The objectives of the course is to enable students to:

- Understand the mathematical representation of signal, symbol, noise and channels.
- Apply the concept of signal conversion to symbols and signal processing to symbols in transmitter and receiver functional blocks.
- Compute performance issues and parameters for symbol processing and recovery in ideal and corrupted channel conditions.
- Compute performance parameters and mitigate for these parameters in corrupted and distorted channel conditions.

Module-1	RBT Level
Bandpass Signal to Equivalent Lowpass: Hilbert Transform, Pre-envelopes, Complex envelopes, Canonical representation of bandpass signals, Complex low pass representation of bandpass systems, Complex representation of band pass signals and systems (Text 1: 2.8, 2.9, 2.10, 2.11, 2.12, 2.13). **Line codes:** Unipolar, Polar, Bipolar (AMI) and Manchester code and their power spectral densities (Text 1: Ch 6.10). Overview of HDB3, B3ZS, B6ZS (Ref. 1: 7.2)	L1, L2, L3
Module-2	
Signaling over AWGN Channels- Introduction, Geometric representation of signals, Gram-Schmidt Orthogonalization procedure, Conversion of the continuous AWGN channel into a vector channel, Optimum receivers using coherent detection: ML Decoding, Correlation receiver, matched filter receiver (Text 1: 7.1, 7.2, 7.3, 7.4).	L1, L2, L3
Module-3	
Digital Modulation Techniques: Phase shift Keying techniques using coherent detection: generation, detection and error probabilities of BPSK and QPSK, M–ary PSK, M–ary QAM (Relevant topics in Text 1 of 7.6, 7.7). Frequency shift keying techniques using Coherent detection: BFSK	

generation, detection and error probability (Relevant topics in Text 1 of 7.8). Non coherent orthogonal modulation techniques: BFSK, DPSK Symbol representation, Block diagrams treatment of Transmitter and Receiver, Probability of error (without derivation of probability of error equation) (Text 1: 7.11, 7.12. 7.13).	
Module-4	
Communication through Band Limited Channels: Digital Transmission through Band limited channels: Digital PAM Transmission through Band limited Channels, Signal design for Band limited Channels: Design of band limited signals for zero ISI–The Nyquist Criterion (statement only), Design of band limited signals with controlled ISI-Partial Response signals, Probability of error for detection of Digital PAM: Probability of error for detection of Digital PAM with Zero ISI, Symbol–by–Symbol detection of data with controlled ISI (Text 2: 9.1, 9.2, 9.3.1, 9.3.2). Channel Equalization: Linear Equalizers (ZFE, MMSE), Adaptive Equalizers (Text 2: 9.4.2).	L1, L2, L3
Module-5	
Principles of Spread Spectrum: Spread Spectrum Communication Systems: Model of a Spread Spectrum Digital Communication System, Direct Sequence Spread Spectrum Systems, Effect of De-spreading on a narrowband Interference, Probability of error (statement only), Some applications of DS Spread Spectrum Signals, Generation of PN Sequences, Frequency Hopped Spread Spectrum, CDMA based on IS-95 (Text 2: 11.3.1, 11.3.2, 11.3.3, 11.3.4, 11.3.5, 11.4.2).	L1, L2, L3
Course Outcomes: At the end of the course, the students will be able to: • Associate and apply the concepts of Bandpass sampling to well specified signals and channels. • Analyze and compute performance parameters and transfer rates for low pas and bandpass symbol under ideal and corrupted non band limited channels. • Test and validate symbol processing and performance parameters at the receiver under ideal and corrupted bandlimited channels. • Demonstrate by simulation and emulation that bandpass signals subjected to corrupted and distorted symbols in a bandlimited channel, can be demodulated and estimated at receiver to meet specified performance criteria.	
Question paper pattern: • The question paper will have ten questions • Each full question consists of 16 marks. • There will be 2 full questions (with a maximum of Three sub questions) from each module. • Each full question will have sub questions covering all the topics under a module • The students will have to answer 5 full questions, selecting one full question from each module	
Text Books:	

1. Simon Haykin, “Digital Communication Systems”, John Wiley & sons, First Edition, 2014, ISBN 978-0-471-64735-5.
2. John G Proakis and Masoud Salehi, “Fundamentals of Communication Systems”, 2014 Edition, Pearson Education, ISBN 978-8-131-70573-5.

Reference Books:

1. B.P.Lathi and Zhi Ding, “Modern Digital and Analog communication Systems”, Oxford University Press, 4th Edition, 2010, ISBN: 978-0-198-07380-2.
2. Ian A Glover and Peter M Grant, “Digital Communications”, Pearson Education, Third Edition, 2010, ISBN 978-0-273-71830-7.
3. John G Proakis and Masoud Salehi, “Communication Systems Engineering”, 2nd Edition, Pearson Education, ISBN 978-93-325-5513-6.

ARM MICROCONTROLLER & EMBEDDED SYSTEMS

B.E., VI Semester, Electronics & Communication Engineering/ Telecommunication Engineering

[As per Choice Based Credit System (CBCS) scheme]

ARM MICROCONTROLLER & EMBEDDED SYSTEMS

B.E., VI Semester, Electronics & Communication Engineering/ Telecommunication Engineering

[As per Choice Based Credit System (CBCS) Scheme]

Course Code	**15EC62**	**IA Marks**	**20**
Number of Lecture Hours/Week	**04**	**Exam Marks**	**80**
Total Number of Lecture Hours	**50 (10 Hours / Module)**	**Exam Hours**	**03**

CREDITS – 04

Course objectives: This course will enable students to:

- Understand the architectural features and instruction set of 32 bit microcontroller ARM Cortex M3.
- Program ARM Cortex M3 using the various instructions and C language for different applications.
- Understand the basic hardware components and their selection method based on the characteristics and attributes of an embedded system.
- Develop the hardware software co-design and firmware design approaches.
- Explain the need of real time operating system for embedded system applications.

Module-1

ARM-32 bit Microcontroller: Thumb-2 technology and applications of ARM, Architecture of ARM Cortex M3, Various Units in the architecture, Debugging support, General Purpose Registers, Special Registers, exceptions, interrupts, stack operation, reset sequence (Text 1: Ch 1, 2, 3) **L1, L2**

Module-2

ARM Cortex M3 Instruction Sets and Programming: Assembly basics, Instruction list and description, Useful instructions, Memory mapping, Bit-band operations and CMSIS, Assembly and C language Programming (Text 1: Ch-4, Ch-5, Ch-10 (10.1, 10.2, 10.3, 10.5 only) **L1, L2, L3**

Module-3

Embedded System Components: Embedded Vs General computing system, Classification of Embedded systems, Major applications and purpose of ES. Core of an Embedded System including all types of processor/controller, Memory, Sensors, Actuators, LED, 7 segment LED display, Optocoupler, Relay, Piezo buzzer, Push button switch, Communication Interface (onboard and external types), Embedded firmware, Other system components.
(Text 2: All the Topics from Ch-1 and Ch-2, excluding 2.3.3.4 (stepper motor), 2.3.3.8 (keyboard) and 2.3.3.9 (PPI) sections). **L1, L2, L3**

Module-4

Embedded System Design Concepts: Characteristics and Quality Attributes of Embedded Systems, Operational and non-operational quality attributes, Embedded

Systems-Application and Domain specific, Hardware Software Co-Design and Program Modelling (excluding UML), Embedded firmware design and development (excluding C language).
(Text 2: Ch-3, Ch-4, Ch-7 (Sections 7.1, 7.2 only), Ch-9 (Sections 9.1, 9.2, 9.3.1, 9.3.2 only) **L1, L2, L3**

Module-5

RTOS and IDE for Embedded System Design: Operating System basics, Types of operating systems, Task, process and threads (Only POSIX Threads with an example program), Thread preemption, Preemptive Task scheduling techniques, Task Communication, Task synchronization issues – Racing and Deadlock, Concept of Binary and counting semaphores (Mutex example without any program), How to choose an RTOS, Integration and testing of Embedded hardware and firmware, Embedded system Development Environment – Block diagram (excluding Keil), Disassembler/decompiler, simulator, emulator and debugging techniques
(Text 2: Ch-10 (Sections 10.1, 10.2, 10.3, 10.5.2 , 10.7, 10.8.1.1, 10.8.1.2, 10.8.2.2, 10.10 only), Ch 12, Ch-13 (a block diagram before 13.1, 13.3, 13.4, 13.5, 13.6 only)
L1, L2, L3

Course outcomes: After studying this course, students will be able to:

- Describe the architectural features and instructions of 32 bit microcontroller ARM Cortex M3.
- Apply the knowledge gained for Programming ARM Cortex M3 for different applications.
- Understand the basic hardware components and their selection method based on the characteristics and attributes of an embedded system.
- Develop the hardware /software co-design and firmware design approaches.
- Explain the need of real time operating system for embedded system applications.

Text Books:

1. Joseph Yiu, "The Definitive Guide to the ARM Cortex-M3", 2nd Edition, Newnes, (Elsevier), 2010.

2. Shibu K V, "Introduction to Embedded Systems", Tata McGraw Hill Education Private Limited, 2nd Edition.

VLSI Design

B.E., VI Semester, Electronics & Communication Engineering

[As per Choice Based Credit System (CBCS) scheme]

Subject Code	15EC63	IA Marks	20
Number of Lecture Hours/Week	04	Exam Marks	80
Total Number of Lecture Hours	50 (10 Hours / Module)	Exam Hours	03
CREDITS – 04			

Course Objectives: The objectives of the course is to enable students to:

- Impart knowledge of MOS transistor theory and CMOS technologies
- Impart knowledge on architectural choices and performance tradeoffs involved in designing and realizing the circuits in CMOS technology
- Cultivate the concepts of subsystem design processes
- Demonstrate the concepts of CMOS testing

Module-1	**RBT Level**
Introduction: A Brief History, MOS Transistors, MOS Transistor Theory, Ideal I-V Characteristics, Non-ideal I-V Effects, DC Transfer Characteristics (1.1, 1.3, 2.1, 2.2, 2.4, 2.5 of TEXT2). **Fabrication:** nMOS Fabrication, CMOS Fabrication [P-well process, N-well process, Twin tub process], BiCMOS Technology (1.7, 1.8,1.10 of TEXT1).	L1, L2
Module-2	
MOS and BiCMOS Circuit Design Processes: MOS Layers, Stick Diagrams, Design Rules and Layout. **Basic Circuit Concepts:** Sheet Resistance, Area Capacitances of Layers, Standard Unit of Capacitance, Some Area Capacitance Calculations, Delay Unit, Inverter Delays, Driving Large Capacitive Loads (3.1 to 3.3, 4.1, 4.3 to 4.8 of TEXT1).	L1, L2, L3
Module-3	
Scaling of MOS Circuits: Scaling Models & Scaling Factors for Device Parameters **Subsystem Design Processes:** Some General considerations, An illustration of Design Processes, **Illustration of the Design Processes**- Regularity, Design of an ALU Subsystem, The Manchester Carry-chain and Adder Enhancement Techniques(5.1, 5.2, 7.1, 7.2, 8.2, 8.3, 8.4.1, 8.4.2 of TEXT1).	L1, L2, L3
Module-4	
Subsystem Design: Some Architectural Issues, Switch Logic, Gate(restoring) Logic, Parity Generators, Multiplexers, The Programmable Logic Array (PLA) (6.1to 6.3, 6.4.1, 6.4.3, 6.4.6 of TEXT1). **FPGA Based Systems:** Introduction, Basic concepts, Digital design and FPGA's, FPGA based System design, FPGA architecture, Physical design for FPGA's (1.1 to 1.4, 3.2, 4.8 of TEXT3).	L1, L2, L3
Module-5	
Memory, Registers and Aspects of system Timing- System Timing Considerations, Some commonly used Storage/Memory elements (9.1, 9.2 of TEXT1).	L1, L2, L3

Testing and Verification: Introduction, Logic Verification, Logic Verification Principles, Manufacturing Test Principles, Design for testability (12.1, 12.1.1, 12.3, 12.5, 12.6 of TEXT 2).	

Course outcomes: At the end of the course, the students will be able to:

- Demonstrate understanding of MOS transistor theory, CMOS fabrication flow and technology scaling.
- Draw the basic gates using the stick and layout diagrams with the knowledge of physical design aspects.
- Interpret Memory elements along with timing considerations
- Demonstrate knowledge of FPGA based system design
- Interpret testing and testability issues in VLSI Design
- Analyze CMOS subsystems and architectural issues with the design constraints.

Question paper pattern:

- The question paper will have ten questions
- Each full question consists of 16 marks.
- There will be 2 full questions (with a maximum of Three sub questions) from each module.
- Each full question will have sub questions covering all the topics under a module
- The students will have to answer 5 full questions, selecting one full question from each module

Text Books:

1. **"Basic VLSI Design"**- Douglas A. Pucknell& Kamran Eshraghian, PHI 3rd Edition (original Edition – 1994).
2. **"CMOS VLSI Design- A Circuits and Systems Perspective"-** Neil H.E. Weste, David Harris, Ayan Banerjee, 3rd Edition, Pearson Education.
3. **"FPGA Based System Design"-** Wayne Wolf, Pearson Education, 2004, Technology and Engineering.

COMPUTER COMMUNICATION NETWORKS

B.E., VI Semester, Electronics & Communication Engineering / Telecommunication Engineering

[As per Choice Based Credit System (CBCS) scheme]

COMPUTER COMMUNICATION NETWORKS **B.E., VI Semester, Electronics & Communication Engineering / Telecommunication Engineering** **[As per Choice Based Credit System (CBCS) Scheme]**			
Course Code	**15EC64**	**IA Marks**	**20**
Number of Lecture Hours/Week	**04**	**Exam Marks**	**80**
Total Number of Lecture Hours	**50 (10 Hours / Module)**	**Exam Hours**	**03**

CREDITS – 04

Course Objectives: This course will enable students to:

- Understand the layering architecture of OSI reference model and TCP/IP protocol suite.
- Understand the protocols associated with each layer.
- Learn the different networking architectures and their representations.
- Learn the various routing techniques and the transport layer services.

Module-1

Introduction: Data Communications: Components, Representations, Data Flow, Networks: Physical Structures, Network Types: LAN, WAN, Switching, Internet.

Network Models: Protocol Layering: Scenarios, Principles, Logical Connections, TCP/IP Protocol Suite: Layered Architecture, Layers in TCP/IP suite, Description of layers, Encapsulation and Decapsulation, Addressing, Multiplexing and Demultiplexing, The OSI Model: OSI Versus TCP/IP.

Data-Link Layer: Introduction: Nodes and Links, Services, Categories' of link, Sublayers, Link Layer addressing: Types of addresses, ARP. Data Link Control (DLC) services: Framing, Flow and Error Control, Data Link Layer Protocols: Simple Protocol, Stop and Wait protocol, Piggybacking. **L1, L2**

Module-2

Media Access Control: Random Access: ALOHA, CSMA, CSMA/CD, CSMA/CA. Controlled Access: Reservation, Polling, Token Passing.

Wired LANs: Ethernet: Ethernet Protocol: IEEE802, Ethernet Evolution, Standard Ethernet: Characteristics, Addressing, Access Method, Efficiency, Implementation, Fast Ethernet: Access Method, Physical Layer, Gigabit Ethernet: MAC Sublayer, Physical Layer, 10 Gigabit Ethernet. **L1, L2**

Module-3

Wireless LANs: Introduction: Architectural Comparison, Characteristics, IEEE 802.11: Architecture, MAC Sublayer, Addressing Mechanism, Physical Layer, Bluetooth: Architecture, Layers.

Connecting Devices: Hubs, Switches, **Virtual LANs:** Membership, Configuration, Communication between Switches and Routers, Advantages.

Network Layer: Introduction, Network Layer services: Packetizing, Routing and Forwarding, Other services, Packet Switching: Datagram Approach, Virtual Circuit Approach, IPV4 Addresses: Address Space, Classful Addressing, Classless Addressing,

DHCP, Network Address Resolution, Forwarding of IP Packets: Based on destination Address and Label. **L1, L2**

Module-4

Network Layer Protocols: Internet Protocol (IP): Datagram Format, Fragmentation, Options, Security of IPv4 Datagrams, ICMPv4: Messages, Debugging Tools, Mobile IP: Addressing, Agents, Three Phases, Inefficiency in Mobile IP.

Unicast Routing: Introduction, Routing Algorithms: Distance Vector Routing, Link State Routing, Path vector routing, Unicast Routing Protocol: Internet Structure, Routing Information Protocol, Open Shortest Path First, Border Gateway Protocol Version 4. **L1, L2, L3**

Module-5

Transport Layer: Introduction: Transport Layer Services, Connectionless and Connection oriented Protocols, Transport Layer Protocols: Simple protocol, Stop and wait protocol, Go-Back-N Protocol, Selective repeat protocol, User Datagram Protocol: User Datagram, UDP Services, UDP Applications, Transmission Control Protocol: TCP Services, TCP Features, Segment, Connection, State Transition diagram, Windows in TCP, Flow control, Error control, TCP congestion control. **L1, L2**

Course Outcomes: At the end of the course, the students will be able to:

- Identify the protocols and services of Data link layer.
- Identify the protocols and functions associated with the transport layer services.
- Describe the layering architecture of computer networks and distinguish between the OSI reference model and TCP/IP protocol suite.
- Distinguish the basic network configurations and standards associated with each network.
- Construct a network model and determine the routing of packets using different routing algorithms.

Text Book:

Data Communications and Networking , Forouzan, 5th Edition, McGraw Hill, 2016 ISBN: 1-25-906475-3

Reference Books:

1. Computer Networks, James J Kurose, Keith W Ross, Pearson Education, 2013, ISBN: 0-273-76896-4
2. Introduction to Data Communication and Networking, Wayarles Tomasi, Pearson Education, 2007, ISBN:0130138282

CELLULAR MOBILE COMMUNICATIONS

B.E., VI Semester, Electronics & Communication Engineering/ Telecommunication Engineering

[As per Choice Based Credit System (CBCS) scheme]

Subject Code	15EC651	IA Marks	20
Number of Lecture Hours/Week	03	Exam Marks	80
Total Number of Lecture Hours	40 (8 Hours / Module)	Exam Hours	03
CREDITS – 03			

Course Objectives: This course enables students to:

- Understand the application of multi user access in a cellular communication scenario.
- Understand the propagation mechanisms in an urban mobile communications using statistical and empirical models.
- Understand system architecture, call processing protocols and services of GSM, GPRS and EDGE.
- Understand system architecture, call processing protocols and services of CDMA based systems IS95 and CDMA2000.

Module-1	**RBT Level**
Cellular Concept: Frequency Reuse, Channel Assignment Strategies, Interference and System Capacity, Power Control for Reducing Interference, Trunking and Grade of Service, Improving Capacity in Cellular Systems. **Mobile Radio Propagation:** Large Scale path Loss- Free Space Model, Three basic propagation mechanisms, Practical Link Budget Design using Path Loss Models, Outdoor Propagation Models – Okumura, Hata, PCS Extension to Hata Model (explanations only) (Text 1).	L1, L2
Module-2	
Mobile Radio Propagation: Small-Scale Fading and Multipath: Small scale Multipath Propagation, Impulse Response Model of a Multipath Channel, Small-Scale Multipath Measurements, Parameters of Mobile Multipath Channels, Types of Small-Scale Fading, Rayleigh and Ricean Distributions, Statistical Model for Multipath Fading Channels (Clarke's Model for Flat Fading only).(Text 1)	L1, L2
Module-3	
System Architecture and Addressing: System architecture, The SIM concept, Addressing, Registers and subscriber data, Location registers (HLR and VLR) Security-related registers (AUC and EIR), Subscriber data, Network interfaces and configurations. **Air Interface – GSM Physical Layer:** Logical channels, Physical channels, Synchronization- Frequency and clock synchronization, Adaptive frame synchronization, Mapping of logical onto physical channels, Radio subsystem link control, Channel coding, source coding and speech processing, Source coding and speech processing, Channel coding, Power-up scenario. **GSM Protocols:** Protocol architecture planes, Protocol architecture of the user plane, Protocol architecture of the signaling plane, Signaling at the air interface (Um), Signaling at the A and Abis interfaces, Security-related network functions,	L1, L2

Signaling at the user interface.(Text 2)	
Module-4	
GSM Roaming Scenarios and Handover: Mobile application part interfaces, Location registration and location update, Connection establishment and termination, Handover. (up to 6.4.1 only in Text2) **Services:** Classical GSM services, Popular GSM services: SMS and MMS. **Improved data services in GSM**: **GPRS, HSCSD and EDGE** GPRS System architecture of GPRS , Services , Session management, mobility management and routing, Protocol architecture, Signaling plane, Interworking with IP networks, Air interface, Authentication and ciphering, Summary of GPRS . HSCSD: Architecture, Air interface, HSCSD resource allocation and capacity issues. EDGE: The EDGE concept, EDGE physical layer, modulation and coding, EDGE: effects on the GSM system architecture, ECSD and EGPRS. (Text 2)	L1, L2
Module-5	
CDMA Technology – Introduction to CDMA,CDMA frequency bands, CDMA Network and System Architecture, CDMA Channel concept, Forward Logical Channels, Reverse logical Channels, CDMA frame format, CDMA System Operations(Initialization/Registration), Call Establishment, CDMA Call handoff,IS-95B,CDMA2000,W-CDMA,UMTS,CDMA data networks, Evolution of CDMA to 3G, CDMA 2000 RAN Components, CDMA 2000 Packet Data Service. (Text 3)	L1, L2

Course outcomes: At the end of the course, the students will be able to:

- Apply the understanding of statistical characterization of urban mobile channels to compute the performance for simple modulation schemes.
- Demonstrate the limitations of GSM, GPRS and CDMA to meet high data rate requirements and limited improvements that are needed.
- Analyze the call process procedure between a calling number and called number for all scenarios in GSM or CDMA based systems.
- Test and validate voice and data call handling for various scenarios in GSM and CDMA systems for national and international interworking situations.

Question paper pattern:

- The question paper will have ten questions
- Each full question consists of 16 marks**.**
- There will be 2 full questions (with a maximum of Three sub questions) from each module.
- Each full question will have sub questions covering all the topics under a module
- The students will have to answer 5 full questions, selecting one full question from each module

Text Books:

1. Theodore Rapport, "Wireless Communications – Principles and Practice", Prentice Hall of India , 2nd Edition, 2007, ISBN 978-8-120-32381-0.
2. Jorg Eberspacher, Hans-Jorg Vogel, Christian Bettstetter, Christian Hartmann,

"GSM– Architecture, Protocols and Services", Wiley,3rd Edition, 2009,ISBN-978-0-470-03070-7.
3. Gary J Mullet, "Introduction To Wireless Telecommunications Systems and Networks", Cengage Learning.

ADAPTIVE SIGNAL PROCESSING

B.E., VI Semester, Electronics & Communication Engineering/ Telecommunication Engineering

[As per Choice Based Credit System (CBCS) scheme]

Subject Code	15EC652	IA Marks	20
Number of Lecture Hours/Week	03	Exam Marks	80
Total Number of Lecture Hours	40 (8 Hours / Module)	Exam Hours	03
CREDITS – 03			

Course Objectives: The objectives of this course are to:

- Introduce to the concept and need of adaptive filters and popular adaptive signal processing algorithms
- Understand the concepts of training and convergence and the trade-off between performance and complexity.
- Introduce to common linear estimation techniques
- Demonstrate applications of adaptive systems to sample problems.
- Introduce inverse adaptive modelling.

Module-1	RBT Level
Adaptive systems: Definitions and characteristics - applications – properties-examples - adaptive linear combiner input signal and weight vectors - performance function-gradient and minimum mean square error - introduction to filtering-smoothing and prediction - linear optimum filtering-orthogonality - Wiener – Hopf equation-performance surface(Chapters 1& 2 of Text).	L1, L2
Module-2	
Searching performance surface-stability and rate of convergence: Learning curve-gradient search - Newton's method - method of steepest descent - comparison - Gradient estimation - performance penalty - variance - excess MSE and time constants – mis-adjustments (Chapters 4& 5 of Text).	L1, L2
Module-3	
LMS algorithm convergence of weight vector: LMS/Newton algorithm - properties - sequential regression algorithm - adaptive recursive filters - random-search algorithms - lattice structure - adaptive filters with orthogonal signals (Chapters 6& 8 of Text).	L1, L2, L3
Module-4	
Applications-adaptive modeling and system identification: Multipath communication channel, geophysical exploration, FIR digital filter synthesis. (Chapter 9 of Text).	L1, L2, L3
Module-5	
Inverse adaptive modeling: Equalization, and deconvolution adaptive equalization of telephone channels-adapting poles and zeros for IIR digital filter synthesis(Chapter 10 of Text).	L1, L2, L3

Course Outcomes: At the end of the course, students should be able to:

- Devise filtering solutions for optimising the cost function indicating error in estimation of parameters and appreciate the need for adaptation in design.
- Evaluate the performance of various methods for designing adaptive filters

through estimation of different parameters of stationary random process clearly considering practical application specifications.

- Analyse convergence and stability issues associated with adaptive filter design and come up with optimum solutions for real life applications taking care of requirements in terms of complexity and accuracy.
- Design and implement filtering solutions for applications such as channel equalisation, interference cancelling and prediction considering present day challenges.

Question paper pattern:

- The question paper will have ten questions
- Each full question consists of 16 marks.
- There will be 2 full questions (with a maximum of Three sub questions) from each module.
- Each full question will have sub questions covering all the topics under a module.
- The students will have to answer 5 full questions, selecting one full question from each module.

Text Book:

Bernard Widrow and Samuel D. Stearns, "Adaptive Signal Processing", Person Education, 1985.

Reference Books:

1. Simon Haykin, "Adaptive Filter Theory", Pearson Education, 2003.
2. John R. Treichler, C. Richard Johnson, Michael G. Larimore, "Theory and Design of Adaptive Filters", Prentice-Hall of India, 2002.

ARITIFICAL NEURAL NETWORKS

B.E., VI Semester, Electronics & Communication Engineering/ Telecommunication Engineering

[As per Choice Based Credit System (CBCS) scheme]

Subject Code	15EC653	IA Marks	20
Number of Lecture Hours/Week	03	Exam Marks	80
Total Number of Lecture Hours	40 (8 Hours / Module)	Exam Hours	03

CREDITS – 03

Course Objectives: The objectives of this course are:

- Understand the basics of ANN and comparison with Human brain
- Provide knowledge on Generalization and function approximation and various architectures of building an ANN
- Provide knowledge of reinforcement learning using neural networks
- Provide knowledge of unsupervised learning using neural networks.

Module-1	**RBT Level**
Introduction: Biological Neuron – Artificial Neural Model - Types of activation functions – **Architecture**: Feedforward and Feedback, Convex Sets, Convex Hull and Linear Separability, Non-Linear Separable Problem. XOR Problem, Multilayer Networks. **Learning:** Learning Algorithms, Error correction and Gradient Descent Rules, Learning objective of TLNs, Perceptron Learning Algorithm, Perceptron Convergence Theorem.	L1, L2
Module-2	
Supervised Learning: Perceptron learning and Non Separable sets, α-Least Mean Square Learning, MSE Error surface, Steepest Descent Search, μ-LMS approximate to gradient descent, Application of LMS to Noise Cancelling, Multi-layered Network Architecture, Backpropagation Learning Algorithm, Practical consideration of BP algorithm.	L1, L2, L3
Module-3	
Support Vector Machines and Radial Basis Function: Learning from Examples, Statistical Learning Theory, Support Vector Machines, SVM application to Image Classification, Radial Basis Function Regularization theory, Generalized RBF Networks, Learning in RBFNs, RBF application to face recognition.	L1, L2, L3
Module-4	
Attractor Neural Networks: Associative Learning Attractor Associative Memory, Linear Associative memory, Hopfield Network, application of Hopfield Network, Brain State in a Box neural Network, Simulated Annealing, Boltzmann Machine, Bidirectional Associative Memory.	L1, L2, L3
Module-5	
Self-organization Feature Map: Maximal Eigenvector Filtering, Extracting Principal Components, Generalized Learning Laws, Vector Quantization, Self-organization Feature Maps, Application of SOM, Growing Neural Gas.	L1, L2, L3

Course outcomes: At the end of the course, students should be able to:

- Understand the role of neural networks in engineering, artificial intelligence, and cognitive modelling.
- Understand the concepts and techniques of neural networks through the study of the most important neural network models.
- Evaluate whether neural networks are appropriate to a particular application.
- Apply neural networks to particular applications, and to know what steps to take to improve performance.

Question paper pattern:

The question paper will have ten questions.

- Each full question consists of 16 marks.
- There will be 2 full questions (with a maximum of Three sub questions) from each module.
- Each full question will have sub questions covering all the topics under a module. The students will have to answer 5 full questions, selecting one full question from each module.

Text Book:

Neural Networks A Classroom Approach– Satish Kumar, McGraw Hill Education (India) Pvt. Ltd, Second Edition.

Reference Books:

1. **Introduction to Artificial Neural Systems-**J.M. Zurada, Jaico Publications 1994.
2. **Artificial Neural Networks-**B. Yegnanarayana, PHI, New Delhi 1998.

DIGITAL SWITCHING SYSTEMS

B.E., VI Semester, Electronics & Communication Engineering/ Telecommunication Engineering

[As per Choice Based Credit System (CBCS) scheme]

Subject Code	15EC654	IA Marks	20
Number of Lecture Hours/Week	03	Exam Marks	80
Total Number of Lecture Hours	40 (8 Hours / Module)	Exam Hours	03
CREDITS – 03			

Course Objectives: This course will enable students to

- Understand the basics of telecommunication networks and digital transmission of data.
- Study about the evolution of switching systems and the digital switching.
- Study about the telecommunication traffic and its measurements.
- Learn the technologies associated with the data switching operations.
- Understand the use of software for the switching and its maintenance

Module-1	**RBT Level**
DEVELOPMENT OF TELECOMMUNICATIONS: Network structure, Network services, terminology, Regulation, Standards. Introduction to telecommunications transmission, Power levels, Four wire circuits, Digital transmission, FDM,TDM, PDH and SDH [Text-1]	L1, L2
Module-2	
EVOLUTION OF SWITCHING SYSTEMS: Introduction, Message switching, Circuit switching, Functions of switching systems, Distribution systems, Basics of crossbar systems, Electronic switching. **DIGITAL SWITCHING SYSTEMS:** Switching system hierarchy, Evolution of digital switching systems, Stored program control switching systems, Building blocks of a digital switching system, Basic call processing. [Text-1 and 2]	L1, L2
Module-3	
TELECOMMUNICATIONS TRAFFIC: Introduction, Unit of traffic, Congestion, Traffic measurement, Mathematical model, lost call systems, Queuing systems. **SWITCHING SYSTEMS:** Introduction, Single stage networks, Gradings, Link Systems, GOS of Linked systems. [Text-1]	L1, L2
Module-4	
TIME DIVISION SWITCHING: Introduction, space and time switching, Time switching networks, Synchronisation. **SWITCHING SYSTEM SOFTWARE:** Introduction, Basic software architecture, Software architecture for level 1to 3 control, Digital switching system software classification, Call models, Software linkages during call, Feature flow diagram, Feature interaction. [Text-1 and 2]	L1, L2
Module-5	
MAINTENANCE OF DIGITAL SWITCHING SYSTEM: Introduction , Software maintenance, Interface of a typical digital switching system central office, System outage and its impact on digital switching system reliability, Impact	L1, L2

of software patches on digital switching system maintainability, A methodology for proper maintenance of digital switching system **A GENERIC DIGITAL SWITCHING SYSTEM MODEL:** Introduction, Hardware architecture, Software architecture, Recovery strategy, Simple call through a digital system, Common characteristics of digital switching systems. Reliability analysis. [Text-2]	

Course Outcomes: At the end of the course, students should be able to:

- Describe the electromechanical switching systems and its comparison with the digital switching.
- Determine the telecommunication traffic and its measurements.
- Define the technologies associated with the data switching operations.
- Describe the software aspects of switching systems and its maintenance.

Question paper pattern:

- The question paper will have ten questions
- Each full question consists of 16 marks.
- There will be 2 full questions (with a maximum of Three sub questions) from each module.
- Each full question will have sub questions covering all the topics under a module
- The students will have to answer 5 full questions, selecting one full question from each module

Text Books:

1. Telecommunication and Switching, Traffic and Networks - J E Flood: Pearson Education, 2002.
2. Digital Switching Systems, Syed R. Ali, TMH Ed 2002.

Reference Book:

Digital Telephony - John C Bellamy: Wiley India Pvt. Ltd, 3rd Ed, 2008.

MICROELECTRONICS

B.E., VI Semester, Electronics & Communication Engineering/ Telecommunication Engineering

[As per Choice Based Credit System (CBCS) scheme]

Subject Code	15EC655	IA Marks	20
Number of Lecture Hours/Week	03	Exam Marks	80
Total Number of Lecture Hours	40 (8 Hours / Module)	Exam Hours	03

CREDITS – 03

Course Objectives: This course will enable students to:

- Be familiar with the MOSFET physical structure and operation, terminal characteristics, circuit models and basic circuit applications.
- Confront integrated device and/or circuit design problems, identify the design issues, and develop solutions.
- Analyze and design microelectronic circuits for linear amplifier and digital applications.
- Contrast the input/output and gain characteristics of single-transistor, differential and common two-transistor linear amplifier building block stages.

Module-1	**RBT Level**
MOSFETS: Device Structure and Physical Operation, V-I Characteristics, MOSFET Circuits at DC, MOSFET as an amplifier and as a switch.	L1, L2
Module-2	
MOSFETS (continued): Biasing in MOS amplifier Circuits, Small Signal Operation and Models, Basic MOSFET amplifier, MOSFET internal capacitances, frequency response of CS amplifier.	L1, L2
Module-3	
MOSFETS (continued): Discrete circuit MOS amplifiers. **Single Stage IC Amplifier:** Comparison of MOSFET and BJT, Current sources, Current mirrors and Current steering circuits, high frequency response- general considerations.	L1, L2, L3
Module-4	
Single Stage IC Amplifier (continued):CS with active loads, high frequency response of CS, CG amplifiers with active loads, high frequency response of CG, Cascode amplifiers. CS with source degeneration (only MOS amplifiers to be dealt).	L1, L2
Module-5	
Differential and Multistage Amplifiers: The MOS differential pair, small signal operation of MOS differential pair, Differential amplifier with active loads, and frequency response of the differential amplifiers. Multistage amplifiers (only MOS amplifiers to be dealt).	L1, L2
Course outcomes: After studying this course, students will be able to: • Explain the underlying physics and principles of operation of Metaloxide-semiconductor (MOS) capacitors and MOS field effect transistors (MOSFETs). • Describe and apply simple large signal circuit models for MOSFETs. • Analyze and design microelectronic circuits for linear amplifier for digital applications.	

• Use of discrete MOS circuits to design Single stage and Multistage amplifiers to meet stated operating specifications.	

Question paper pattern:

- The question paper will have ten questions
- Each full question consists of 16 marks.
- There will be 2 full questions (with a maximum of Three sub questions) from each module.
- Each full question will have sub questions covering all the topics under a module.
- The students will have to answer 5 full questions, selecting one full question from each module.

Text Book:

"Microelectronic Circuits", Adel Sedra and K.C. Smith, 6th Edition, Oxford University Press, International Version, 2009.

Reference Books:

1. **"Microelectronics An integrated approach",** Roger T Howe, Charles G Sodini, Pearson education.
2. **"Fundamentals of Microelectronics",** Behzad Razavi, John Wiley India Pvt. Ltd, 2008.
3. **"Microelectronics – Analysis and Design",** Sundaram Natarajan, Tata McGraw-Hill, 2007.

EMBEDDED CONTROLLER LAB

B.E., VI Semester, Electronics & Communication Engineering/ Telecommunication Engineering

[As per Choice Based Credit System (CBCS) scheme]

Subject Code	15ECL67	IA Marks	20
Number of Lecture Hours/Week	01Hr Tutorial (Instructions) + 02 Hours Laboratory = 03	Exam Marks	80
RBT Levels	L1, L2, L3	Exam Hours	03

CREDITS – 02

Course objectives: This course will enable students to:

- Understand the instruction set of ARM Cortex M3, a 32 bit microcontroller and the software tool required for programming in Assembly and C language.
- Program ARM Cortex M3 using the various instructions in assembly level language for different applications.
- Interface external devices and I/O with ARM Cortex M3.
- Develop C language programs and library functions for embedded system applications.

Laboratory Experiments

PART-A: Conduct the following Study experiments to learn ALP using ARM Cortex M3 Registers using an Evaluation board and the required software tool.

1. ALP to multiply two 16 bit binary numbers.
2. ALP to find the sum of first 10 integer numbers.

PART-B: Conduct the following experiments on an ARM CORTEX M3 evaluation board using evaluation version of Embedded 'C' & Keil uVision-4 tool/compiler.

1. Display “Hello World” message using Internal UART.
2. Interface and Control a DC Motor.
3. Interface a Stepper motor and rotate it in clockwise and anti-clockwise direction.

4. Interface a DAC and generate Triangular and Square waveforms.
5. Interface a 4x4 keyboard and display the key code on an LCD.
6. Using the Internal PWM module of ARM controller generate PWM and vary its duty cycle.
7. Demonstrate the use of an external interrupt to toggle an LED On/Off.
8. Display the Hex digits 0 to F on a 7-segment LED interface, with an appropriate delay in between.
9. Interface a simple Switch and display its status through Relay, Buzzer and LED.
10. Measure Ambient temperature using a sensor and SPI ADC IC.

Course outcomes: After studying this course, students will be able to:

- Understand the instruction set of 32 bit microcontroller ARM Cortex M3, and the software tool required for programming in Assembly and C language.
- Develop assembly language programs using ARM Cortex M3 for different applications.
- Interface external devices and I/O with ARM Cortex M3.
- Develop C language programs and library functions for embedded system applications.

Conduction of Practical Examination:

1. PART-B experiments using Embedded-C are only to be considered for the practical examination. PART-A ALP programs are for study purpose and can be considered for Internal Marks evaluation.

2. Strictly follow the instructions as printed on the cover page of answer script for breakup of marks.

3. Change of experiment is allowed only once and Marks allotted to the procedure part to be made zero.

COMPUTER NETWORKS LABORATORY

B.E., VI Semester, Electronics & Communication Engineering

[As per Choice Based Credit System (CBCS) scheme]

Subject Code	15ECL68	IA Marks	20
Number of Lecture Hours/Week	01Hr Tutorial (Instructions) + 02 Hours Laboratory = 03	Exam Marks	80
RBT Levels	L1, L2, L3	Exam Hours	03
CREDITS – 02			

Course objectives: This course will enable students to:

- Choose suitable tools to model a network and understand the protocols at various OSI reference levels.
- Design a suitable network and simulate using a Network simulator tool.
- Simulate the networking concepts and protocols using C/C++ programming.
- Model the networks for different configurations and analyze the results.

Laboratory Experiments

PART-A: Simulation experiments using NS2/ NS3/ OPNET/ NCTUNS/ NetSim/ QualNet or any other equivalent tool

1. Implement a point to point network with four nodes and duplex links between them. Analyze the network performance by setting the queue size and varying the bandwidth.
2. Implement a four node point to point network with links n0-n2, n1-n2 and n2-n3. Apply TCP agent between n0-n3 and UDP between n1-n3. Apply relevant applications over TCP and UDP agents changing the parameter and determine the number of packets sent by TCP/UDP.
3. Implement Ethernet LAN using n (6-10) nodes. Compare the throughput by changing the error rate and data rate.
4. Implement Ethernet LAN using n nodes and assign multiple traffic to the nodes and obtain congestion window for different sources/ destinations.
5. Implement ESS with transmission nodes in Wireless LAN and obtain the performance parameters.
6. Implementation of Link state routing algorithm.

PART-B: Implement the following in C/C++

1. Write a program for a HLDC frame to perform the following.

i) Bit stuffing

ii) Character stuffing.

2. Write a program for distance vector algorithm to find suitable path for transmission.

3. Implement Dijkstra's algorithm to compute the shortest routing path.
4. For the given data, use CRC-CCITT polynomial to obtain CRC code. Verify the program for the cases

   a. Without error

b. With error

5. Implementation of Stop and Wait Protocol and Sliding Window Protocol
6. Write a program for congestion control using leaky bucket algorithm.

Course outcomes: On the completion of this laboratory course, the students will be able to:

- Use the network simulator for learning and practice of networking algorithms.
- Illustrate the operations of network protocols and algorithms using C programming.
- Simulate the network with different configurations to measure the performance parameters.
- Implement the data link and routing protocols using C programming.

Conduct of Practical Examination:

- All laboratory experiments are to be included for practical examination.
- For examination one question from software and one question from hardware or only one hardware experiments based on the complexity to be set.
- Students are allowed to pick one experiment from the lot.
- Strictly follow the instructions as printed on the cover page of answer script for breakup of marks.
- Change of experiment is allowed only once and Marks allotted to the procedure part to be made zero.

6th Semester Open Electives Syllabus for the courses offered by EC/TC Board:

DATA STRUCTURE USING C++
B.E VI Semester (Open Elective)
[As per Choice Based Credit System (CBCS) Scheme]

Course Code	**15EC661**	**IA Marks**	**20**
Number of Lecture Hours/Week	**03**	**Exam Marks**	**80**
Total Number of Lecture Hours	**40 (08 Hrs per Module)**	**Exam Hours**	**03**

CREDITS – 03

Course objectives: This course will enable students to

- Explain fundamentals of data structures and their applications essential for programming/problem solving
- Analyze Linear Data Structures: Stack, Queues, Lists
- Analyze Non Linear Data Structures: Trees
- Assess appropriate data structure during program development/Problem Solving

Module -1

INTRODUCTION: Functions and parameters, Dynamic memory allocation, Recursion.
LINEAR LISTS: Data objects and structures, Linear list data structures, Array Representation, Vector Representation, Singly Linked lists and chains. **L1, L2**

Module -2

ARRAYS AND MATRICS: Arrays, Matrices, Special matrices, Sparse matrices.

STACKS: The abstract data types, Array Representation, Linked Representation, Applications-Parenthesis Matching & Towers of Hanoi. **L1, L2, L3**

Module -3

QUEUES: The abstract data types, Array Representation, Linked Representation, Applications-Railroad car arrangement.

HASHING: Dictionaries, Linear representation, Hash table representation. **L1, L2, L3**

Module -4

BINARY AND OTHER TREES: Trees, Binary trees, Properties and representation of binary trees, Common binary tree operations, Binary tree traversal the ADT binary tree, ADT binary tree and the class linked binary tree. **L1, L2, L3**

Module -5

Priority Queues: Linear lists, Heaps, Applications-Heap Sorting.
Search Trees: Binary search trees operations and implementation, Binary Search trees with duplicates. **L1, L2, L3**

Course outcomes: After studying this course, students will be able to:

- Acquire knowledge of Dynamic memory allocation, Various types of data structures, operations and algorithms and Sparse matrices and Hashing
- Understand non Linear data structures trees and their applications
- Design appropriate data structures for solving computing problems
- Analyze the operations of Linear Data structures: Stack, Queue and Linked List and their applications

Text Book:

Data structures, Algorithms, and applications in C++, Sartaj Sahni, Universities Press, 2nd Edition, 2005.

Reference Books:

1. **Data structures, Algorithms, and applications in C++,** Sartaj Sahni, Mc. Graw Hill, 2000.
2. **Object Oriented Programming with C++,** E.Balaguruswamy**,** TMH, 6th Edition, 2013.
3. **Programming in C++,** E.Balaguruswamy. TMH, 4th, 2010.

POWER ELECTRONICS

B.E., VI Semester (Open Elective)

[As per Choice Based Credit System (CBCS) scheme]

Subject Code	15EC662	IA Marks	20
Number of Lecture Hours/Week	03	Exam Marks	80
Total Number of Lecture Hours	40 (08 Hours / Module)	Exam Hours	03
CREDITS – 03			

Course Objectives: This course will enable students to

- Understand the working of various power devices.
- Study and analysis of thyristor circuits with different triggering techniques.
- Learn the applications of power devices in controlled rectifiers, converters and inverters.
- Study of power electronics circuits under different load conditions.

Module-1	**RBT Level**
Introduction - Applications of Power Electronics, Power Semiconductor Devices, Control Characteristics of Power Devices, types of Power Electronic Circuits. Power Transistors: Power BJTs: Steady state characteristics. Power MOSFETs: device operation, switching characteristics, IGBTs: device operation, output and transfer characteristics. (Text 1)	L1, L2
Module-2	
Thyristors - Introduction, Principle of Operation of SCR, Static Anode-Cathode Characteristics of SCR, Two transistor model of SCR, Gate Characteristics of SCR, Turn-ON Methods, Turn-OFF Mechanism, Turn-OFF Methods: Natural and Forced Commutation – Class A and Class B types, Gate Trigger Circuit: Resistance Firing Circuit, Resistance capacitance firing circuit. (Text 2)	L1, L2, L3
Module-3	
Controlled Rectifiers - Introduction, principle of phase controlled converter operation, Single phase full converters, Single phase dual converters. AC Voltage Controllers - Introduction, Principles of ON-OFF Control, Principle of Phase Control, Single phase control with resistive and inductive loads. (Text 1)	L1, L2, L3
Module-4	
DC-DC Converters - Introduction, principle of step-down operation and it's analysis with RL load, principle of step-up operation, Step-up converter with a resistive load, Performance parameters, Converter classification, Switching mode regulators: Buck regulator, Boost regulator, Buck-Boost Regulators. (Text 1)	L1, L2

Module-5	
Pulse Width Modulated Inverters- Introduction, principle of operation, performance parameters, Single phase bridge inverters, voltage control of single phase inverters, current source inverters, Variable DC-link inverter, Boost inverter. (Text 1)	L1, L2

Course outcomes: After studying this course, students will be able to:

- Describe the characteristics of different power devices and identify the applications.
- Illustrate the working of DC-DC converter and inverter circuit.
- Determine the output response of a thyristor circuit with various triggering options.
- Determine the response of controlled rectifier with resistive and inductive loads.

Evaluation of Internal Assessment Marks:

It is suggested that at least a few experiments of Power Electronics are conducted by the students for better understanding of the course. This activity can be considered for the evaluation of 5 marks out of 20 Internal assessment marks, reserved for the other activities.

Question paper pattern:

- The question paper will have ten questions
- Each full question consists of 16 marks.
- There will be 2 full questions (with a maximum of Three sub questions) from each module.
- Each full question will have sub questions covering all the topics under a module
- The students will have to answer 5 full questions, selecting one full question from each module

Text Book:

1. Mohammad H Rashid, Power Electronics, Circuits, Devices and Applications, 3rd/4th Edition, Pearson Education Inc, 2014, ISBN: 978-93-325-1844-5.
2. M.D Singh and K B Khanchandani, Power Electronics, 2nd Edition, Tata Mc-Graw Hill, 2009, ISBN: 0070583897.

Reference Books:

4. L. Umanand, Power Electronics, Essentials and Applications, John Wiley India Pvt. Ltd, 2009.
5. Dr. P. S. Bimbhra, “Power Electronics”, Khanna Publishers, Delhi, 2012.
6. P.C. Sen, “Modern Power Electronics”, S Chand & Co New Delhi, 2005.

DIGITAL SYSTEM DESIGN USING VERILOG

B.E., VI Semester (Open Elective)

[As per Choice Based Credit System (CBCS) scheme]

Subject Code:	15EC663	IA Marks: 20
Number of Lecture Hours/Week:	03	Exam Marks: 80
Total Number of Lecture Hours:	40 (08 Hrs per module)	Exam Hours: 03
CREDITS – 03		

Course objectives: This course will enable students to:

- Understand the concepts of Verilog Language.
- Design the digital systems as an activity in a larger systems design context.
- Study the design and operation of semiconductor memories frequently used in application specific digital system.
- Inspect how effectively IC's are embedded in package and assembled in PCB's for different application.
- Design and diagnosis of processors and I/O controllers used in embedded systems.

Module -1	RBT Level
Introduction and Methodology: Digital Systems and Embedded Systems, Real-World Circuits, Models, Design Methodology (1.1, 1.3 to 1.5 of Text). **Combinational Basics:** Combinational Components and Circuits, Verification of Combinational Circuits.(2.3 and 2.4 of Text) **Sequential Basics**: Sequential Datapaths and Control Clocked Synchronous Timing Methodology (4.3 up to 4.3.1,4.4 up to 4.4.1 of Text).	L1, L2, L3
Module -2	
Memories: Concepts, Memory Types, Error Detection and Correction (Chap 5 of Text).	L1, L2, L3
Module -3	
Implementation Fabrics: Integrated Circuits, Programmable Logic Devices, Packaging and Circuit boards, Interconnection and Signal integrity (Chap 6 of Text).	L1, L2, L3
Module -4	
I/O interfacing: I/O devices, I/O controllers, Parallel Buses, Serial Transmission, I/O software (Chap 8 of Text).	L1, L2, L3
Module -5	
Design Methodology: Design flow, Design optimization, Design for test, Nontechnical Issues (Chap 10 of Text).	L1, L2, L3, L4

Course outcomes: After studying this course, students will be able to:

- Construct the combinational circuits, using discrete gates and programmable logic devices.
- Describe Verilog model for sequential circuits and test pattern generation.

- Design a semiconductor memory for specific chip design.
- Design embedded systems using small microcontrollers, larger CPUs/DSPs, or hard or soft processor cores.
- Synthesize different types of processor and I/O controllers that are used in embedded system.

Question paper pattern:

- The question paper will have ten questions.
- Each full Question consisting of 16 marks. There will be 2 full questions (with a maximum of Three sub questions from each module.
- Each full question will have sub questions covering all the topics under a module.
- The students will have to answer 5 full questions, selecting one full question from each module.

Text Book:

Peter J. Ashenden, "Digital Design: An Embedded Systems Approach Using VERILOG", Elesvier, 2010.

B.E E&C SEVENTH SEMESTER SYLLABUS

MICROWAVES AND ANTENNAS

B.E., VII Semester, Electronics &Communication Engineering

[As per Choice Based Credit System (CBCS) scheme]

Course Code	**15EC71**	**IA Marks**	**20**
Number of Lecture Hours/Week	**04**	**Exam Marks**	**80**
Total Number of Lecture Hours	**50 (10 Hours / Module)**	**Exam Hours**	**03**

CREDITS – 04

Course objectives: This course will enable students to:

- Describe the microwave properties and its transmission media
- Describe microwave devices for several applications
- Understand the basics of antenna theory
- Select antennas for specific applications

Module-1

Microwave Tubes: Introduction, Reflex Klystron Oscillator, Mechanism of Oscillations, Modes of Oscillations, Mode Curve (Qualitative Analysis only). (Text 1: 9.1, 9.2.2)
Microwave Transmission Lines: Microwave Frequencies, Microwave devices, Microwave Systems, Transmission Line equations and solutions, Reflection Coefficient and Transmission Coefficient, Standing Wave and Standing Wave Ratio, Smith Chart, Single Stub matching. (Text 2: 0.1, 0.2, 0.3, 3.1, 3.2, 3.3, 3.5, 3.6 Except Double stub matching) **L1, L2**

Module-2

Microwave Network theory: Symmetrical Z and Y-Parameters for Reciprocal Networks, S matrix representation of Multi-Port Networks. (Text 1: 6.1, 6.2, 6.3)
Microwave Passive Devices: Coaxial Connectors and Adapters, Attenuators, Phase Shifters, Waveguide Tees, Magic tees. (Text 1: 6.4.2, 6.4.14, 6.4.15, 6.4.16) **L1, L2**

Module-3

Strip Lines: Introduction, Micro Strip lines, Parallel Strip lines, Coplanar Strip lines, Shielded Strip Lines. (Text 2: Chapter 11)
Antenna Basics: Introduction, Basic Antenna Parameters, Patterns, Beam Area, Radiation Intensity, Beam Efficiency, Directivity and Gain, Antenna Apertures, Effective Height, Bandwidth, Radio Communication Link, Antenna Field Zones & Polarization. (Text 3: 2.1- 2.11, 2.13,2.15) **L1, L2, L3**

Module-4

Point Sources and Arrays: Introduction, Point Sources, Power Patterns, Power Theorem, Radiation Intensity, Field Patterns, Phase Patterns, Arrays of Two Isotropic Point Sources, Pattern Multiplication, Linear Arrays of n Isotropic Point Sources of equal Amplitude and Spacing.(Text 3: 5.1 – 5.10,5.13)
Electric Dipoles: Introduction, Short Electric Dipole, Fields of a Short Dipole (General and Far Field Analyses), Radiation Resistance of a Short Dipole, Thin Linear Antenna (Field Analyses), Radiation Resistances of Lambda/2 Antenna. (Text 3: 6.1 -6.6)
L1, L2, L3, L4

Module-5

Loop and Horn Antenna: Introduction, Small loop, Comparison of Far fields of Small Loop and Short Dipole, The Loop Antenna General Case, Far field Patterns of Circular Loop Antenna with Uniform Current, Radiation Resistance of Loops, Directivity of Circular Loop Antennas with Uniform Current, Horn antennas Rectangular Horn Antennas.(Text 3: 7.1-7.8, 7.19, 7.20)
Antenna Types: Helical Antenna, Helical Geometry, Practical Design Considerations of Helical Antenna, Yagi-Uda array, Parabola General Properties, Log Periodic Antenna. (Text 3: 8.3, 8.5, 8.8, 9.5, 11.7) **L1, L2, L3**

Course Outcomes: At the end of the course, students will be able to:

- Describe the use and advantages of microwave transmission
- Analyze various parameters related to microwave transmission lines and waveguides
- Identify microwave devices for several applications
- Analyze various antenna parameters necessary for building an RF system
- Recommend various antenna configurations according to the applications

Text Books:

1. **Microwave Engineering** – Annapurna Das, Sisir K Das TMH Publication, 2nd, 2010.
2. **Microwave Devices and circuits**- Liao, Pearson Education.
3. **Antennas and Wave Propagation,** John D. Krauss, Ronald J Marhefka and Ahmad S Khan,4th Special Indian Edition , McGraw- Hill Education Pvt. Ltd., 2010.

Reference Books:

1. **Microwave Engineering** – David M Pozar, John Wiley India Pvt. Ltd. 3rdEdn, 2008.
2. **Microwave Engineering** – Sushrut Das, Oxford Higher Education, 2ndEdn, 2015.
3. **Antennas and Wave Propagation** – Harish and Sachidananda: Oxford University Press, 2007.

DIGITAL IMAGE PROCESSING

B.E., VII Semester, Electronics & Communication Engineering

[As per Choice Based Credit System (CBCS) scheme]

Subject Code	15EC72	IA Marks	20
Number of Lecture Hours/Week	04	Exam Marks	80
Total Number of Lecture Hours	50 (10 Hours / Module)	Exam Hours	03
CREDITS – 04			

Course Objectives: The objectives of this course are to:

- Understand the fundamentals of digital image processing
- Understand the image transform used in digital image processing
- Understand the image enhancement techniques used in digital image processing
- Understand the image restoration techniques and methods used in digital image processing
- Understand the Morphological Operations and Segmentation used in digital image processing

Module-1	**RBT Level**
Digital Image Fundamentals: What is Digital Image Processing?, Origins of Digital Image Processing, Examples of fields that use DIP, Fundamental Steps in Digital Image Processing, Components of an Image Processing System, Elements of Visual Perception, Image Sensing and Acquisition, Image Sampling and Quantization, Some Basic Relationships Between Pixels, Linear and Nonlinear Operations. [Text: Chapter 1 and Chapter 2: Sections 2.1 to 2.5, 2.6.2]	L1, L2
Module-2	
Spatial Domain: Some Basic Intensity Transformation Functions, Histogram Processing, Fundamentals of Spatial Filtering, Smoothing Spatial Filters, Sharpening Spatial Filters **Frequency Domain**: Preliminary Concepts, The Discrete Fourier Transform (DFT) of Two Variables, Properties of the 2-D DFT, Filtering in the Frequency Domain, Image Smoothing and Image Sharpening Using Frequency Domain Filters, Selective Filtering. [Text: Chapter 3: Sections 3.2 to 3.6 and Chapter 4: Sections 4.2, 4.5 to 4.10]	L1, L2, L3
Module-3	
Restoration: Noise models, Restoration in the Presence of Noise Only using Spatial Filtering and Frequency Domain Filtering, Linear, Position-Invariant Degradations, Estimating the Degradation Function, Inverse Filtering, Minimum Mean Square Error (Wiener) Filtering, Constrained Least Squares Filtering. [Text: Chapter 5: Sections 5.2, to 5.9]	L1, L2, L3
Module-4	

Color Image Processing: Color Fundamentals, Color Models, Pseudocolor Image Processing. **Wavelets:** Background, Multiresolution Expansions. **Morphological Image Processing:** Preliminaries, Erosion and Dilation, Opening and Closing, The Hit-or-Miss Transforms, Some Basic Morphological Algorithms. [Text: Chapter 6: Sections 6.1 to 6.3, Chapter 7: Sections 7.1 and 7.2, Chapter 9: Sections 9.1 to 9.5]	L1, L2, L3
Module-5	
Segmentation: Point, Line, and Edge Detection, Thresholding, Region-Based Segmentation, Segmentation Using Morphological Watersheds. **Representation and Description:** Representation, Boundary descriptors. [Text: Chapter 10: Sections 10.2, to 10.5 and Chapter 11: Sections 11.1 and 11.2]	L1, L2, L3

Course Outcomes: At the end of the course students should be able to:

- Understand image formation and the role human visual system plays in perception of gray and color image data.
- Apply image processing techniques in both the spatial and frequency (Fourier) domains.
- Design image analysis techniques in the form of image segmentation and to evaluate the Methodologies for segmentation.
- Conduct independent study and analysis of Image Enhancement techniques.

Question paper pattern:

- The question paper will have ten questions.
- Each full question consists of 16 marks.
- There will be 2 full questions (with a maximum of Three sub questions) from each module.
- Each full question will have sub questions covering all the topics under a module. The students will have to answer 5 full questions, selecting one full question from each module.

Text Book:

Digital Image Processing- Rafel C Gonzalez and Richard E. Woods, PHI 3rd Edition 2010.

Reference Books:

1. **Digital Image Processing**- S.Jayaraman, S.Esakkirajan, T.Veerakumar, Tata McGraw Hill 2014.
2. **Fundamentals of Digital Image Processing**-A. K. Jain, Pearson 2004.

POWER ELECTRONICS

B.E., VII Semester, Electronics & Communication Engineering

[As per Choice Based Credit System (CBCS) scheme]

POWER ELECTRONICS

B.E., VII Semester, Electronics & Communication Engineering

[As per Choice Based Credit System (CBCS) Scheme]

Course Code	**15EC73**	**IA Marks**	**20**
Number of Lecture Hours/Week	**04**	**Exam Marks**	**80**
Total Number of Lecture Hours	**50 (10 Hours / Module)**	**Exam Hours**	**03**

CREDITS – 04

Course Objectives: This course will enable students to:

- Understand the construction and working of various power devices.
- Study and analysis of thyristor circuits with different triggering conditions.
- Learn the applications of power devices in controlled rectifiers, converters and inverters.
- Study of power electronics circuits under various load conditions.

Module-1

Introduction - Applications of Power Electronics, Power Semiconductor Devices, Control Characteristics of Power Devices, types of Power Electronic Circuits, Peripheral Effects.
Power Transistors: Power BJTs: Steady state characteristics. Power MOSFETs: device operation, switching characteristics, IGBTs: device operation, output and transfer characteristics, di/dt and dv/dt limitations. (Text 1) **L1, L2**

Module-2

Thyristors - Introduction, Principle of Operation of SCR, Static Anode-Cathode Characteristics of SCR, Two transisitor model of SCR, Gate Characteristics of SCR, Turn-ON Methods, Turn-OFF Mechanism, Turn-OFF Methods: Natural and Forced Commutation – Class A and Class B types, Gate Trigger Circuit: Resistance Firing Circuit, Resistance capacitance firing circuit, UJT Firing Circuit. (Text 2) **L1, L2, L3**

Module-3

Controlled Rectifiers - Introduction, Principle of Phase-Controlled Converter Operation, Single-Phase Full Converter with RL Load, Single-Phase Dual Converters, Single-Phase Semi Converter with RL load.
AC Voltage Controllers - Introduction, Principles of ON-OFF Control, Principle of Phase Control, Single phase controllers with resistive and inductive loads. (Text 1) **L1, L2, L3**

Module-4

DC-DC Converters - Introduction, principle of step-down operation and it's analysis with RL load, principle of step-up operation, Step-up converter with a resistive load, Performance parameters, Converter classification, Switching mode regulators: Buck regulator, Boost regulator, Buck-Boost Regulators, Chopper circuit design. (Text 1) **L1, L2**

Module-5

Pulse Width Modulated Inverters- Introduction, principle of operation, performance parameters, Single phase bridge inverters, voltage control of single phase inverters, current source inverters, Variable DC-link inverter, Boost inverter, Inverter circuit design.
Static Switches: Introduction, Single phase AC switches, DC Switches, Solid state

relays, Microelectronic relays. (Text 1) **L1, L2**

Course Outcomes: At the end of the course students should be able to:

- Describe the characteristics of different power devices and identify the various applications associated with it.
- Illustrate the working of power circuit as DC-DC converter.
- Illustrate the operation of inverter circuit and static switches.
- Determine the output response of a thyristor circuit with various triggering options.
- Determine the response of controlled rectifier with resistive and inductive loads.

Evaluation of Internal Assessment Marks:

It is suggested that at least 4 experiments of Power Electronics to be conducted by the students. This activity can be considered for the evaluation of 05 marks out of 20 Internal Assessment (IA) Marks, reserved for the other activities.

Text Books:

1. Mohammad H Rashid, Power Electronics, Circuits, Devices and Applications, 3rd/4th Edition, Pearson Education Inc, 2014, ISBN: 978-93-325-1844-5.
2. M.D Singh and K B Khanchandani, Power Electronics, 2nd Edition, Tata Mc-Graw Hill, 2009, ISBN: 0070583897

Reference Books:

1. L. Umanand, Power Electronics, Essentials and Applications, John Wiley India Pvt. Ltd, 2009.
2. Dr. P. S. Bimbhra, "Power Electronics", Khanna Publishers, Delhi, 2012.
3. P.C. Sen, "Modern Power Electronics", S Chand & Co New Delhi, 2005.
4. Earl Gose, Richard Johnsonbaugh, Steve Jost, Pattern Recognition and Image Analysis, ePub eBook.

MULTIMEDIA COMMUNICATION

B.E., VII Semester, Electronics & Communication Engineering/ Telecommunication Engineering

[As per Choice Based credit System (CBCS) Scheme

Subject Code	15EC741	IA Marks	20
Number of Lecture Hours/Week	03	Exam Marks	80
Total Number of Lecture Hours	40 (08 Hours / Module)	Exam Hours	03
CREDITS – 03			

Course objectives: This course will enable students to:

- Gain fundamental knowledge in understanding the basics of different multimedia networks and applications.
- Understand digitization principle techniques required to analyze different media types.
- Analyze compression techniques required to compress text and image and gain knowledge of DMS.
- Analyze compression techniques required to compress audio and video.
- Gain fundamental knowledge about multimedia communication across different networks.

Module-1	RBT Level
Multimedia Communications: Introduction, Multimedia information representation, multimedia networks, multimedia applications, Application and networking terminology. (Chap 1 of Text 1)	L1, L2
Module-2	
Information Representation: Introduction, Digitization principles, Text, Images, Audio and Video (Chap 2 of Text 1)	L1, L2
Module-3	
Text and image compression: Introduction, Compression principles, text compression, image Compression. (Chap 3 of Text 1) **Distributed multimedia systems:** Introduction, main Features of a DMS, Resource management of DMS, Networking, Multimedia operating systems (Chap. 4 - Sections 4.1 to 4.5 of Text 2).	L1, L2, L3
Module-4	
Audio and video compression: Introduction, Audio compression, video compression, video compression principles, video compression. (Chap. 4 of Text 1).	L1, L2, L3
Module-5	
Multimedia Communication Across Networks: Packet audio/video in the network environment, Video transport across generic networks, Multimedia Transport across ATM Networks (Chap. 6 - Sections 6.1, 6.2, 6.3 of Text 2).	L1, L2

Course Outcomes: After studying this course, students will be able to:

- Understand basics of different multimedia networks and applications.
- Understand different compression techniques to compress audio and video.
- Describe multimedia Communication across Networks.
- Analyse different media types to represent them in digital form.
- Compress different types of text and images using different compression techniques and analyse DMS.

Question paper pattern:

- The question paper will have ten questions.
- Each full question consists of 16 marks.
- There will be 2 full questions (with a maximum of Three sub questions) from each module.
- Each full question will have sub questions covering all the topics under a module.
- The students will have to answer 5 full questions, selecting one full question from each module.

Text Books:

1. Fred Halsall, "Multimedia Communications", Pearson education, 2001 ISBN - 9788131709948.

2. K. R. Rao, Zoran S. Bojkovic, Dragorad A. Milovanovic, "Multimedia Communication Systems", Pearson education, 2004. ISBN -9788120321458

Reference Book:

Raifsteinmetz, Klara Nahrstedt, “Multimedia: Computing, Communications and Applications”, Pearson education, 2002. ISBN -9788177584417

BIOMEDICAL SIGNAL PROCESSING

B.E., VII Semester, Electronics & Communication Engineering/ Telecommunication Engineering

[As per Choice Based Credit System (CBCS) scheme]

Subject Code	15EC742	IA Marks	20
Number of Lecture Hours/Week	03	Exam Marks	80
Total Number of Lecture Hours	40 (8 Hours / Module)	Exam Hours	03

CREDITS – 03

Course Objectives: The objectives of this course are to:

- Describe the origin, properties and suitable models of important biological signals such as ECG and EEG.
- Introduce students to basic signal processing techniques in analysing biological signals.
- Develop the students mathematical and computational skills relevant to the field of biomedical signal processing.
- Develop a thorough understanding on basics of ECG signal compression algorithms.
- Increase the student's awareness of the complexity of various biological phenomena and cultivate an understanding of the promises, challenges of the biomedical engineering.

Module-1	**RBT Level**
Introduction to Biomedical Signals: The nature of Biomedical Signals, Examples of Biomedical Signals, Objectives and difficulties in Biomedical analysis. **Electrocardiography:** Basic electrocardiography, ECG lead systems, ECG signal characteristics. **Signal Conversion** :Simple signal conversion systems, Conversion requirements for biomedical signals, Signal conversion circuits (Text-1)	L1, L2
Module-2	
Signal Averaging: Basics of signal averaging, signal averaging as a digital filter, a typical averager, software for signal averaging, limitations of signal averaging. **Adaptive Noise Cancelling:** Principal noise canceller model, 60-Hzadaptive cancelling using a sine wave model, other applications of adaptive filtering (Text-1)	L1, L2, L3
Module-3	
Data Compression Techniques: Turning point algorithm, AZTEC algorithm, Fan algorithm, Huffman coding, data reduction algorithms The Fourier transform, Correlation, Convolution, Power spectrum estimation, Frequency domain analysis of the ECG (Text-1)	L1, L2, L3
Module-4	

Cardiological signal processing: Basic Electrocardiography, ECG data acquisition, ECG lead system, ECG signal characteristics (parameters and their estimation), Analog filters, ECG amplifier, and QRS detector, Power spectrum of the ECG, Bandpass filtering techniques, Differentiation techniques, Template matching techniques, A QRS detection algorithm, Realtime ECG processing algorithm, ECG interpretation, ST segment analyzer, Portable arrhythmia monitor. (Text -2)	L1, L2, L3
Module-5	
Neurological signal processing: The brain and its potentials, The electrophysiological origin of brain waves, The EEG signal and its characteristics (EEG rhythms, waves, and transients), Correlation. **Analysis of EEG channels:** Detection of EEG rhythms, Template matching for EEG, spike and wave detection (Text-2).	L1, L2, L3

Course outcomes: At the end of the course, students will be able to:

- Possess the basic mathematical, scientific and computational skills necessary to analyse ECG and EEG signals.
- Apply classical and modern filtering and compression techniques for ECG and EEG signals
- Develop a thorough understanding on basics of ECG and EEG feature extraction.

Question paper pattern:

- The question paper will have ten questions.
- Each full question consists of 16 marks.
- There will be 2 full questions (with a maximum of Three sub questions) from each module.
- Each full question will have sub questions covering all the topics under a module. The students will have to answer 5 full questions, selecting one full question from each module.

Text Books:

1. **Biomedical Digital Signal Processing-** Willis J. Tompkins, PHI 2001.
2. **Biomedical Signal Processing Principles and Techniques-** D C Reddy, McGraw-Hill publications 2005

Reference Book:

Biomedical Signal Analysis-Rangaraj M. Rangayyan, John Wiley & Sons 2002

REAL TIME SYSTEMS

B.E., VII Semester, Electronics & Communication Engineering /Telecommunication Engineering

[As per Choice Based Credit System (CBCS) scheme]

Subject Code	15EC743	IA Marks	20
Number of Lecture Hours/Week	03	Exam marks	80
Total Number of Lecture Hours	40 (08 Hours per Module)	Exam Hours	03
Credits – 03			

Course Objectives: This Course will enable students to:

- Discuss the historical background of Real-time systems and its classifications.
- Describe the concepts of computer control and hardware components for Real-Time Application.
- Discuss the languages to develop software for Real-Time Applications.
- Explain the concepts of operating system and RTS development methodologies.

Modules	RBT Level
Module-1	
Introduction to Real-Time Systems: Historical background, Elements of a Computer Control System, RTS- Definition, Classification of Real-time Systems, Time Constraints, Classification of Programs. **Concepts of Computer Control:** Introduction, Sequence Control, Loop Control, Supervisory Control, Centralized Computer Control, Hierarchical Systems. (Text Book: 1.1 to 1.6 and 2.1 to 2.6)	**L1, L2**
Module-2	
Computer Hardware Requirements for Real-Time Applications: Introduction, General Purpose Computer, Single Chip Microcomputers and Microcontrollers, Specialized Processors, Process-Related Interfaces, Data Transfer Techniques, Communications, Standard Interface.(Text Book: 3.1 to 3.8)	**L1, L2**
Module-3	
Languages for Real-Time Applications: Introduction, Syntax Layout and Readability, Declaration and Initialization of Variables and Constants, Modularity and Variables, Compilation of Modular Programs, Data types, Control Structures, Exception Handling, Low-level facilities, Co-routines, Interrupts and Device Handling, Concurrency, Real-Time Support, Overview of Real-Time Languages. (Text Book: 5.1 to 5.14)	**L1, L2, L3**
Module-4	
Operating Systems: Introduction, Real-Time Multi-Tasking OS, Scheduling Strategies, Priority Structures, Task Management, Scheduler and Real-Time Clock Interrupt Handler, Memory Management, Code Sharing, Resource Control, Task Co-Operation and Communication, Mutual Exclusion.(Text Book: 6.1 to 6.11)	**L1, L2**

Module-5	
Design of RTS – General Introduction: Introduction, Specification Document, Preliminary Design, Single-Program Approach, Foreground/Background System. **RTS Development Methodologies:** Introduction, Yourdon Methodology, Ward and Mellor Method, Hately and Pirbhai Method. (Text Book: 7.1 to 7.5 and 8.1, 8.2, 8.4,8.5)	**L1, L2, L3**

Course Outcomes: At the end of the course, students should be able to:

- Understand the fundamentals of Real time systems and its classifications.
- Understand the concepts of computer control, operating system and the suitable computer hardware requirements for real-time applications.
- Develop the software languages to meet Real time applications.
- Apply suitable methodologies to design and develop Real-Time Systems.

Question Paper Pattern:

- The question paper will have ten questions.
- Each full Question consisting of 16 marks
- There will be 2 full questions (with a maximum of Three sub questions) from each module.
- Each full question will have sub questions covering all the topics under a module.
- The students will have to answer 5 full questions, selecting one full question from each module.

Text Book:

Real-Time Computer Control, by Stuart Bennet, 2nd Edn. Pearson Education. 2008.

Reference Books:

1. C.M. Krishna, Kang G. Shin, "Real –Time Systems", McGraw –Hill International Editions, 1997.
2. Real-Time Systems Design and Analysis, Phillip. A. Laplante, second edition, PHI, 2005.
3. Embedded Systems, Raj Kamal, Tata McGraw Hill, India, third edition, 2005.

Cryptography

B.E., VII Semester, Electronics & Communication Engineering

[As per Choice Based Credit System (CBCS) scheme]

Subject Code	15EC744	IA Marks	20
Number of Lecture Hours/Week	03	Exam Marks	80
Total Number of Lecture Hours	40 (08 Hours / Module)	Exam Hours	03
CREDITS – 03			

Course Objectives: This Course will enable students to:

- Enable students to understand the basics of symmetric key and public key cryptography.
- Equip students with some basic mathematical concepts and pseudorandom number generators required for cryptography.
- Enable students to authenticate and protect the encrypted data.
- Enrich knowledge about Email, IP and Web security.

Modules	
Module-1	**RBT Level**
Basic Concepts of Number Theory and Finite Fields: Divisibility and the divisibility algorithm, Euclidean algorithm, Modular arithmetic, Groups, Rings and Fields, Finite fields of the form GF(p), Polynomial arithmetic, Finite fields of the form GF(2^n)(Text 1: Chapter 3)	L1, L2
Module-2	
Classical Encryption Techniques: Symmetric cipher model, Substitution techniques, Transposition techniques, Steganography (Text 1: Chapter 1) **SYMMETRIC CIPHERS:** Traditional Block Cipher structure, Data Encryption Standard (DES) (Text 1: Chapter 2: Section1, 2)	L1, L2
Module-3	
SYMMETRIC CIPHERS: The AES Cipher. (Text 1: Chapter 4: Section 2, 3, 4) **Pseudo-Random-Sequence Generators and Stream Ciphers:** Linear Congruential Generators, Linear Feedback Shift Registers, Design and analysis of stream ciphers, Stream ciphers using LFSRs (Text 2: Chapter 16: Section 1, 2, 3, 4)	L1, L2, L3
Module-4	
More number theory: Prime Numbers, Fermat's and Euler's theorem, Primality testing, Chinese Remainder theorem, discrete logarithm. (Text 1: Chapter 7) **Principles of Public-Key Cryptosystems**: The RSA algorithm, Diffie - Hellman Key Exchange, Elliptic Curve Arithmetic, Elliptic Curve Cryptography (Text 1: Chapter 8, Chapter 9: Section 1, 3, 4)	L1, L2, L3
Module-5	

One-Way Hash Functions: Background, Snefru, N-Hash, MD4, MD5, Secure Hash Algorithm [SHA],One way hash functions using symmetric block algorithms, Using public key algorithms, Choosing a one-way hash functions, Message Authentication Codes. Digital Signature Algorithm, Discrete Logarithm Signature Scheme (Text 2: Chapter 18: Section 18.1 to 18.5, 18.7, 18.11 to 18.14 and Chapter 20: Section 20.1, 20.4)	L1, L2, L3

Course Outcomes: After studying this course, students will be able to:

- Use basic cryptographic algorithms to encrypt the data.
- Generate some pseudorandom numbers required for cryptographic applications.
- Provide authentication and protection for encrypted data.

Question paper pattern:

- The question paper will have 10 full questions carrying equal marks.
- Each full question consists of 16 marks with a maximum of Three sub questions.
- There will be 2 full questions from each module covering all the topics of the module
- The students will have to answer 5 full questions, selecting one full question from each module.

Text Books:

1. William Stallings , "Cryptography and Network Security Principles and Practice", Pearson Education Inc., 6th Edition, 2014, ISBN: 978-93-325-1877-3
2. Bruce Schneier, "Applied Cryptography Protocols, Algorithms, and Source code in C", Wiley Publications, 2nd Edition, ISBN: 9971-51-348-X

Reference Books:

1. Cryptography and Network Security, Behrouz A. Forouzan, TMH, 2007.
2. Cryptography and Network Security, Atul Kahate, TMH, 2003.

CAD for VLSI

B.E., VII Semester, Electronics & Communication Engineering

[As per Choice Based Credit System (CBCS) scheme]

Subject Code	15EC745	IA Marks	20
Number of Lecture Hours/Week	03	Exam marks	80
Total Number of Lecture Hours	40 (8 Hours per Module)	Exam Hours	03

CREDITS – 03

Course Objectives: This course will enable students to:

- Understand various stages of Physical design of VLSI circuits
- Know about mapping a design problem to a realizable algorithm
- Become aware of graph theoretic, heuristic and genetic algorithms
- Compare performance of different algorithms

Modules	RBT Level
Module 1	
Data Structures and Basic Algorithms: Basic terminology, Complexity issues and NP-Hardness. Examples - Exponential, heuristic, approximation and special cases. Basic Algorithms. Graph Algorithms for Search, spanning tree, shortest path, min-cut and max-cut, Steiner tree. Computational Geometry Algorithms: Line sweep and extended line sweep methods.	L1, L2
Module 2	
Basic Data Structures. Atomic operations for layout editors, Linked list of blocks, Bin-based method, Neighbor pointers, corner-stitching, Multi-layer operations, Limitations of existing data structures. Layout specification languages. **Graph algorithms for physical design**: Classes of graphs in physical design, Relationship between graph classes, Graph problems in physical design, Algorithms for Interval graphs, permutation graphs and circle graphs.	L1, L2
Module 3	

Partitioning: Problem formulation, Design style specific partitioning problems, Classification of Partitioning Algorithms. Group migration algorithms: Kernighan-Lin algorithm, Fiduccia-Mattheyses Algorithm, Simulated Annealing, Simulated Evolution. **Floor Planning:** Problem formulation, Constraint based floor planning, Rectangular dualization, Simulated evolution algorithms.	L1, L2,L3
Module 4	
Pin Assignment: Problem formulation. Classification of pin assignment problems, General pin assignment problem. **Placement:** Problem formulation, Classification of placement algorithms. Simulation based placement: Simulated annealing, simulated evolution, force directed placement. Partitioning based algorithms: Breur's Algorithm, Terminal propagation algorithm, Other algorithms for placement.	L1,L2,L3
Module 5	
Global Routing: Problem formulation, Classification of Global routing algorithms, Maze routing algorithms: Lee's algorithm, Soukup's algorithm and Hadlock's Algorithm, Line probe algorithms. **Detailed Routing:** Problem formulation, Routing considerations, models, channel routing and switch box routing problems. General river routing problem, Single row routing problem. Two-layer channel routing algorithms: Basic Left Edge Algorithm, Dogleg router, Symbolic router-YACR2.	L1,L2,L3
Course Outcomes: After studying this course, students will be able to: • Appreciate the problems related to physical design of VLSI • Use genralized graph theoretic approach to VLSI problems • Design Simulated Annealing and Evolutionary algorithms • Know various approaches to write generalized algorithms	
Question paper pattern: • The question paper will have 10 full questions carrying equal marks. • Each full question consists of 16 marks with a maximum of Three sub questions. • There will be 2 full questions from each module covering all the topics of the module • The students will have to answer 5 full questions, selecting one full question from each module.	

Text Book:

Algorithms for VLSI Physical Design Automation, 3rd Ed, Naveed Sherwani, 1999 Kluwer Academic Publishers, Reprint 2009 Springer (India) Private Ltd. ISBN 978-81-8128-317-7.

DSP Algorithms and Architecture

B.E., VII Semester, Electronics & Communication Engineering /Telecommunication Engineering

[As per Choice Based Credit System (CBCS) scheme]

Subject Code	15EC751	IA Marks	20
Number of Lecture Hours/Week	03	Exam Marks	80
Total Number of Lecture Hours	40 (8 Hours / Module)	Exam Hours	03

CREDITS – 03

Course Objectives: This course will enable students to:

- Figure out the knowledge and concepts of digital signal processing techniques.
- Understand the computational building blocks of DSP processors and its speed issues.
- Understand the various addressing modes, peripherals, interrupts and pipelining structure of TMS320C54xx processor.
- Learn how to interface the external devices to TMS320C54xx processor in various modes.
- Understand basic DSP algorithms with their implementation.

Module-1	RBT Level
Introduction to Digital Signal Processing: Introduction, A Digital Signal – Processing System, The Sampling Process, Discrete Time Sequences, Discrete Fourier Transform (DFT) and Fast Fourier Transform (FFT), Linear Time-Invariant Systems, Digital Filters, Decimation and Interpolation. **Computational Accuracy in DSP Implementations:** Number Formats for Signals and Coefficients in DSP Systems, Dynamic Range and Precision, Sources of Error in DSP Implementation.	L1, L2
Module-2	
Architectures for Programmable Digital Signal – Processing Devices: Introduction, Basic Architectural Features, DSP Computational Building Blocks, Bus Architecture and Memory, Data Addressing Capabilities, Address Generation Unit, Programmability and Program Execution, Speed Issues, Features for External Interfacing.	L1, L2, L3
Module-3	
Programmable Digital Signal Processors: Introduction, Commercial Digital Signal-processing Devices, Data Addressing Modes of TMS32OC54XX, Memory Space of TMS32OC54xx Processors, Program Control. Detail Study of TMS320C54X & 54xx Instructions and Programming, On – Chip Peripherals, Interrupts of TMS32OC54XX Processors, Pipeline Operation of TMS32OC54xx Processor.	L1, L2, L3
Module-4	

Implementation of Basic DSP Algorithms: Introduction, The Q – notation, FIR Filters, IIR Filters, Interpolation and Decimation Filters (one example in each case). **Implementation of FFT Algorithms:** Introduction, An FFT Algorithm for DFT Computation, Overflow and Scaling, Bit – Reversed Index. Generation & Implementation on the TMS32OC54xx.	L1, L2, L3
Module-5	
Interfacing Memory and Parallel I/O Peripherals to Programmable DSP Devices: Introduction, Memory Space Organization, External Bus Interfacing Signals. Memory Interface, Parallel I/O Interface, Programmed I/O, Interrupts and I/O Direct Memory Access (DMA). **Interfacing and Applications of DSP Processors:** Introduction, Synchronous Serial Interface, A CODEC Interface Circuit, DSP Based Bio-telemetry Receiver, A Speech Processing System, An Image Processing System.	L1, L2, L3
Course Outcomes: At the end of this course, students would be able to • Comprehend the knowledge and concepts of digital signal processing techniques. • Apply the knowledge of DSP computational building blocks to achieve speed in DSP architecture or processor. • Apply knowledge of various types of addressing modes, interrupts, peripherals and pipelining structure of TMS320C54xx processor. • Develop basic DSP algorithms using DSP processors. • Discuss about synchronous serial interface and multichannel buffered serial port (McBSP) of DSP device. • Demonstrate the programming of CODEC interfacing.	
Question paper pattern: • The question paper will have 10 full questions carrying equal marks. • Each full question consists of 16 marks with a maximum of Three sub questions. • There will be 2 full questions from each module covering all the topics of the module • The students will have to answer 5 full questions, selecting one full question from each module.	
Text Book: "Digital Signal Processing", Avatar Singh and S. Srinivasan, Thomson Learning, 2004.	
Reference Books: 1. "Digital Signal Processing: A practical approach", Ifeachor E. C., Jervis B. W Pearson-Education, PHI, 2002. 2. "Digital Signal Processors", B Venkataramani and M Bhaskar, TMH, 2nd, 2010 3. "Architectures for Digital Signal Processing", Peter Pirsch John Weily, 2008	

IoT & WIRELESS SENSOR NETWORKS

B.E., VII Semester, Electronics & Communication Engineering /Telecommunication Engineering

[As per Choice Based Credit System (CBCS) scheme]

Subject Code	15EC752	IA Marks	20
Number of Lecture Hours/Week	03	Exam Marks	80
Total Number of Lecture Hours	40 (8 Hours / Module)	Exam Hours	03

CREDITS – 03

Course Objectives: This course will enable students to:

- Understand various sources of IoT & M2M communication protocols.
- Describe Cloud computing and design principles of IoT.
- Become aware of MQTT clients, MQTT server and its programming.
- Understand the architecture and design principles of WSNs.
- Enrich the knowledge about MAC and routing protocols in WSNs.

Module-1	**RBT Level**
Overview of Internet of Things: IoT Conceptual Framework, IoT Architectural View, Technology Behind IoT, Sources of IoT,M2M communication, Examples of IoT. Modified OSI Model for the IoT/M2M Systems, data enrichment, data consolidation and device management at IoT/M2M Gateway, web communication protocols used by connected IoT/M2M devices, Message communication protocols (CoAP-SMS, CoAP-MQ, MQTT,XMPP) for IoT/M2M devices.	L1, L2
Module-2	
Architecture and Design Principles for IoT: Internet connectivity, Internet-based communication,IPv4, IPv6,6LoWPAN protocol, IP Addressing in the IoT, Application layer protocols: HTTP, HTTPS,FTP,TELNET and ports. **Data Collection, Storage and Computing using a Cloud Platform:** Introduction, Cloud computing paradigm for data collection, storage and computing, Cloud service models, IoT Cloud- based data collection, storage and computing services using Nimbits.	L1, L2
Module-3	

Prototyping and Designing Software for IoT Applications: Introduction, Prototyping Embedded device software, Programming Embedded Device Arduino Platform using IDE, Reading data from sensors and devices, Devices, Gateways, Internet and Web/Cloud services software development. Programming MQTT clients and MQTT server. Introduction to IoT privacy and security. Vulnerabilities, security requirements and threat analysis, IoT Security Tomography and layered attacker model.	L1, L2, L3
Module-4	
Overview of Wireless Sensor Networks: Challenges for Wireless Sensor Networks, Enabling Technologies for Wireless Sensor Networks. **Architectures**: Single-Node Architecture - Hardware Components, Energy Consumption of Sensor Nodes, Operating Systems and Execution Environments, Network Architecture-Sensor Network Scenarios, Optimization Goals and Figures of Merit, Design principles for WSNs, Service interfaces of WSNs Gateway Concepts.	L1, L2, L3
Module-5	
Communication Protocols: Physical Layer and Transceiver Design Considerations, MAC Protocols for Wireless Sensor Networks, Low Duty Cycle Protocols And Wakeup Concepts - S-MAC , The Mediation Device Protocol, Wakeup Radio Concepts, Contention based protocols(CSMA,PAMAS), Schedule based protocols (LEACH, SMACS, TRAMA) Address and Name Management in WSNs, Assignment of MAC Addresses, Routing Protocols- Energy-Efficient Routing, Geographic Routing, Hierarchical networks by clustering.	L1, L2, L3
Course Outcomes: At the end of the course, students will be able to: • Describe the OSI Model for the IoT/M2M Systems. • Understand the architecture and design principles for IoT. • Learn the programming for IoT Applications. • Identify the communication protocols which best suits the WSNs.	
Question paper pattern: • The question paper will have ten questions. • Each full Question consisting of 16 marks. • There will be 2 full questions (with a maximum of Three sub questions) from each module. • Each full question will have sub questions covering all the topics under a module. • The students will have to answer 5 full questions, selecting one full question from each module.	

Text Books:

1. Raj Kamal, ”Internet of Things-Architecture and design principles”, McGraw Hill Education.
2. Holger Karl & Andreas Willig, "Protocols And Architectures for Wireless Sensor Networks" , John Wiley, 2005.
3. Feng Zhao & Leonidas J. Guibas, “Wireless Sensor Networks- An Information Processing Approach", Elsevier, 2007.

Reference Books:

1. Kazem Sohraby, Daniel Minoli, & Taieb Znati, “Wireless Sensor Networks- Technology, Protocols, And Applications”, John Wiley, 2007.
2. Anna Hac, “Wireless Sensor Network Designs”, John Wiley, 2003.

PATTERN RECOGNITION

B.E., VII Semester, Electronics & Communication Engineering/ Telecommunication Engineering

[As per Choice Based Credit System (CBCS) scheme]

Subject Code	15EC753	IA Marks	20
Number of Lecture Hours/Week	03	Exam Marks	80
Total Number of Lecture Hours	40 (8 Hours / Module)	Exam Hours	03
CREDITS – 03			

Course Objectives: The objectives of this course are to:

- Introduce mathematical tools needed for Pattern Recognition
- Impart knowledge about the fundamentals of Pattern Recognition.
- Provide knowledge of recognition, decision making and statistical learning problems
- Introduce parametric and non-parametric techniques, supervised learning and clustering concepts of pattern recognition

Modules

Module-1	**RBT Level**
Introduction: Importance of pattern recognition, Features, Feature Vectors, and Classifiers, Supervised, Unsupervised, and Semi-supervised learning, Introduction to Bayes Decision Theory, Discriminant Functions and Decision Surfaces, Gaussian PDF and Bayesian Classification for Normal Distributions.	L1, L2
Module-2	
Data Transformation and Dimensionality Reduction: Introduction, Basis Vectors, The Karhunen Loeve (KL) Transformation, Singular Value Decomposition, Independent Component Analysis (Introduction only). Nonlinear Dimensionality Reduction, Kernel PCA.	L1, L2
Module-3	
Estimation of Unknown Probability Density Functions: Maximum Likelihood Parameter Estimation, Maximum a Posteriori Probability estimation, Bayesian Interference, Maximum Entropy Estimation, Mixture Models, Naive-Bayes Classifier, The Nearest Neighbor Rule.	L1, L2, L3
Module-4	
Linear Classifiers: Introduction, Linear Discriminant Functions and Decision Hyperplanes, The Perceptron Algorithm, Mean Square Error Estimate, Stochastic Approximation of LMS Algorithm, Sum of Error Estimate.	L1, L2, L3
Module-5	
Nonlinear Classifiers: The XOR Problem, The two Layer Perceptron, Three Layer Perceptron, Back propagation Algorithm, Basic Concepts of Clustering, Introduction to Clustering , Proximity Measures.	L1, L2, L3

Course outcomes: At the end of the course, students will be able to:

- Identify areas where Pattern Recognition and Machine Learning can offer a solution.
- Describe the strength and limitations of some techniques used in computational Machine Learning for classification, regression and density estimation problems
- Describe genetic algorithms, validation methods and sampling techniques
- Describe and model data to solve problems in regression and classification
- Implement learning algorithms for supervised tasks

Question paper pattern:

The question paper will have ten questions.

- Each full question consists of 16 marks.
- There will be 2 full questions (with a maximum of Three sub questions) from each module.
- Each full question will have sub questions covering all the topics under a module. The students will have to answer 5 full questions, selecting one full question from each module.

Text Book:

Pattern Recognition: Sergios Theodoridis, Konstantinos Koutroumbas, Elsevier India Pvt. Ltd (Paper Back), 4th edition.

Reference Books:

1. **The Elements of Statistical Learning:** Trevor Hastie, Springer-Verlag New York, LLC (Paper Back), 2009.
2. **Pattern Classification:** Richard O. Duda, Peter E. Hart, David G. Stork. John Wiley & Sons, 2012.
3. **Pattern Recognition and Image Analysis Earl Gose:** Richard Johnsonbaugh, Steve Jost, ePub eBook.

ADVANCED COMPUTER ARCHITECTURE

B.E., VII Semester, Electronics & Communication Engineering /Telecommunication Engineering

[As per Choice Based Credit System (CBCS) scheme]

Subject Code	15EC754	IA Marks	20
Number of Lecture Hours/Week	03	Exam Marks	80
Total Number of Lecture Hours	40 (8 Hours / Module)	Exam Hours	03

CREDITS – 03

Course Objectives: This course will enable students to:

- Understand the various parallel computer models and conditions of parallelism
- Explain the control flow, dataflow and demand driven machines
- Study CISC, RISC, superscalar, VLIW and multiprocessor architectures
- Understand the concept of pipelining and memory hierarchy design
- Explain cache coherence protocols.

Module-1	RBT Level
Parallel Computer Models: The state of computing, Classification of parallel computers, Multiprocessors and multicomputer, Multivectors and SIMD computers. **Program and Network Properties:** Conditions of parallelism, Data and resource Dependences, Hardware and software parallelism, Program partitioning and scheduling, Grain Size and latency.	L1, L2
Module-2	
Program flow mechanisms: Control flow versus data flow, Data flow Architecture, Demand driven mechanisms, Comparisons of flow mechanisms. **Principles of Scalable Performance**: Performance Metrics and Measures, Parallel Processing Applications, Speedup Performance Laws, Scalability Analysis and Approaches.	L1, L2, L3
Module-3	
Speedup Performance Laws: Amdhal's law, Gustafson's law, Memory bounded speed up model, Scalability Analysis and Approaches. **Advanced Processors:** Advanced processor technology, Instruction-set Architectures, CISC Scalar Processors, RISC Scalar Processors, Superscalar Processors, VLIW Architectures.	L1, L2, L3
Module-4	
Pipelining: Linear pipeline processor, nonlinear pipeline processor, Instruction pipeline Design, Mechanisms for instruction pipelining, Dynamic instruction scheduling, Branch Handling techniques, branch prediction, Arithmetic Pipeline Design. **Memory Hierarchy Design:** Cache basics & cache performance, reducing miss rate and miss penalty, multilevel cache hierarchies, main memory organizations, design of memory hierarchies.	L1, L2, L3

Module-5	
Multiprocessor Architectures: Symmetric shared memory architectures, distributed shared memory architectures, models of memory consistency, cache coherence protocols (MSI, MESI, MOESI), scalable cache coherence, overview of directory based approaches, design challenges of directory protocols, memory based directory protocols, cache based directory protocols.	L1, L2, L3

Course Outcomes: At the end of the course, the students will be able to:

- Explain parallel computer models and conditions of parallelism
- Differentiate control flow, dataflow, demand driven mechanisms
- Explain the principle of scalable performance
- Discuss advanced processors architectures like CISC, RISC, superscalar and VLIW
- Understand the basics of instruction pipelining and memory technologies
- Explain the issues in multiprocessor architectures

Question paper pattern:

The question paper will have ten questions.

- Each full question consists of 16 marks.
- There will be 2 full questions (with a maximum of Three sub questions) from each module.
- Each full question will have sub questions covering all the topics under a module. The students will have to answer 5 full questions, selecting one full question from each module.

Text Book:

Kai Hwang, “Advanced computer architecture”; TMH.

Reference Books:

1. Kai Hwang and Zu, “Scalable Parallel Computers Architecture”; MGH.
2. M.J Flynn, “Computer Architecture, Pipelined and Parallel Processor Design”; Narosa Publishing.
3. D.A.Patterson, J.L.Hennessy, “Computer Architecture :A quantitative approach”; Morgan Kauffmann Feb, 2002.

SATELLITE COMMUNICATION

B.E., VII Semester, Electronics & Communication Engineering

[As per Choice Based Credit System (CBCS)]

Subject Code	15EC755	IA Marks	20
Number of Lecture Hours/Week	03	Exam Marks	80
Total Number of Lecture Hours	40 (8 Hours / Module)	Exam Hours	03

CREDITS – 03

Course Objectives: This course will enable students to

- Understand the basic principle of satellite orbits and trajectories.
- Study of electronic systems associated with a satellite and the earth station.
- Understand the various technologies associated with the satellite communication.
- Focus on a communication satellite and the national satellite system.
- Study of satellite applications focusing various domains services such as remote sensing, weather forecasting and navigation.

Module-1	**RBT Level**
Satellite Orbits and Trajectories: Definition, Basic Principles, Orbital parameters, Injection velocity and satellite trajectory, Types of Satellite orbits, Orbital perturbations, Satellite stabilization, Orbital effects on satellite's performance, Eclipses, Look angles: Azimuth angle, Elevation angle.	L1, L2
Module-2	
Satellite subsystem: Power supply subsystem, Attitude and Orbit control, Tracking, Telemetry and command subsystem, Payload. **Earth Station:** Types of earth station, Architecture, Design considerations, Testing, Earth station Hardware, Satellite tracking.	L1, L2
Module-3	
Multiple Access Techniques: Introduction, FDMA (No derivation), SCPC Systems, MCPC Systems, TDMA, CDMA, SDMA. **Satellite Link Design Fundamentals**: Transmission Equation, Satellite Link Parameters, Propagation considerations.	L1, L2, L3
Module-4	
Communication Satellites: Introduction, Related Applications, Frequency Bands, Payloads, Satellite Vs. Terrestrial Networks, Satellite Telephony, Satellite Television, Satellite radio, Regional satellite Systems, National Satellite Systems.	L1, L2
Module-5	

Remote Sensing Satellites: Classification of remote sensing systems, orbits, Payloads, Types of images: Image Classification, Interpretation, Applications. **Weather Forecasting Satellites**: Fundamentals, Images, Orbits, Payloads, Applications. **Navigation Satellites**: Development of Satellite Navigation Systems, GPS system, Applications.	L1, L2, L3

Course Outcomes: At the end of the course, the students will be able to:

- Describe the satellite orbits and its trajectories with the definitions of parameters associated with it.
- Describe the electronic hardware systems associated with the satellite subsystem and earth station.
- Describe the various applications of satellite with the focus on national satellite system.
- Compute the satellite link parameters under various propagation conditions with the illustration of multiple access techniques.

Question Paper pattern:

- The Question paper will have ten questions.
- Each full Question consisting of 16 marks
- There will be 2 full Questions (with a maximum of Three sub questions) from each module.
- Each full question will have sub questions covering all the topics under a module.
- The Students will have to answer 5 full Questions, selecting one full Question from each module.

Text Book:

Anil K. Maini, Varsha Agrawal, Satellite Communications, Wiley India Pvt. Ltd., 2015, ISBN: 978-81-265-2071-8.

Reference Books :

1. Dennis Roddy, Satellite Communications, 4th Edition, McGraw- Hill International edition, 2006
2. Timothy Pratt, Charles Bostian, Jeremy Allnutt, Satellite Communications, 2nd Edition, Wiley India Pvt. Ltd , 2017, ISBN: 978-81-265-0833-4

ADVANCED COMMUNICATION LAB

B.E., VII Semester, Electronics & Communication Engineering

[As per Choice Based Credit System (CBCS) scheme]

Subject Code	15ECL76	IA Marks	20
Number of Lecture Hours/Week	01Hr Tutorial (Instructions) + 02 Hours Laboratory = 03	Exam Marks	80
RBT Levels	L1, L2, L3	Exam Hours	03
CREDITS – 02			

Course objectives: This course will enable students to:

- Design and demonstrate the digital modulation techniques
- Demonstrate and measure the wave propagation in microstrip antennas
- Characteristics of microstrip devices and measurement of its parameters.
- Model an optical communication system and study its characteristics.
- Simulate the digital communication concepts and compute and display various parameters along with plots/figures.

Laboratory Experiments

PART-A: Following Experiments No. 1 to 4 has to be performed using discrete components.

1. Time Division Multiplexing and Demultiplexing of two bandlimited signals.
2. ASK generation and detection
3. FSK generation and detection
4. PSK generation and detection
5. Measurement of frequency, guide wavelength, power, VSWR and attenuation in microwave test bench.
6. Measurement of directivity and gain of microstrip dipole and Yagi antennas.
7. Determination of
    a. Coupling and isolation characteristics of microstrip directional coupler.
    b. Resonance characteristics of microstrip ring resonator and computation of dielectric constant of the substrate.
    c. Power division and isolation of microstrip power divider.
8. Measurement of propagation loss, bending loss and numerical aperture of an optical fiber.

PART-B: Simulation Experiments using SCILAB/MATLAB/Simulink or LabView

1. Simulate NRZ, RZ, half-sinusoid and raised cosine pulses and generate eye diagram for binary polar signaling.
2. Simulate the Pulse code modulation and demodulation system and display the waveforms.
3. Simulate the QPSK transmitter and receiver. Plot the signals and its constellation diagram.
4. Test the performance of a binary differential phase shift keying system by simulating the non-coherent detection of binary DPSK.

Course outcomes: On the completion of this laboratory course, the students will be able to:

- Determine the characteristics and response of microwave devices and optical waveguide.
- Determine the characteristics of microstrip antennas and devices and compute the parameters associated with it.
- Simulate the digital modulation schemes with the display of waveforms and computation of performance parameters.
- Design and test the digital modulation circuits/systems and display the waveforms.

Conduct of Practical Examination:

- All laboratory experiments are to be considered for practical examination.
- For examination one question from **PART-A** and one question from **PART-B or** only one question from **PART-B** experiments based on the complexity, to be set.
- Students are allowed to pick one experiment from the lot.
- Strictly follow the instructions as printed on the cover page of answer script for breakup of marks.
- Change of experiment is allowed only once and Marks allotted to the procedure part to be made zero.

VLSI LAB

B.E., VII Semester, Electronics & Communication Engineering

[As per Choice Based Credit System (CBCS) scheme]

Subject Code	15ECL77	IA Marks	20
Number of Lecture Hours/Week	01Hr Tutorial (Instructions) + 02 Hours Laboratory = 03	Exam Marks	80
RBT Levels	L1, L2, L3	Exam Hours	03
CREDITS – 02			

Course objectives: This course will enable students to:

- Explore the CAD tool and understand the flow of the Full Custom IC design cycle.
- Learn DRC, LVS and Parasitic Extraction of the various designs.
- Design and simulate the various basic CMOS analog circuits and use them in higher circuits like data converters using design abstraction concepts.
- Design and simulate the various basic CMOS digital circuits and use them in higher circuits like adders and shift registers using design abstraction concepts.

Experiments can be conducted using any of the following or equivalent design tools: Cadence/Synopsis/Mentor Graphics/Microwind

Laboratory Experiments

PART - A

ASIC-DIGITAL DESIGN

1. Write Verilog Code for the following circuits and their Test Bench for verification, observe the waveform and synthesize the code with technological library with given constraints*. Do the initial timing verification with gate level simulation.
   i. An inverter
   ii. A Buffer
   iii. Transmission Gate
   iv. Basic/universal gates
   v. Flip flop -RS, D, JK, MS, T
   vi. Serial & Parallel adder
   vii. 4-bit counter [Synchronous and Asynchronous counter]
   viii. Successive approximation register [SAR]

PART - B
ANALOG DESIGN

1. Design an Inverter with given specifications**, completing the design flow mentioned below:
   a. Draw the schematic and verify the following
      i) DC Analysis
      ii) Transient Analysis
   b. Draw the Layout and verify the DRC, ERC
   c. Check for LVS
   d. Extract RC and back annotate the same and verify the Design
   e. Verify & Optimize for Time, Power and Area to the given constraint*

2. Design the (i) Common source and Common Drain amplifier and (ii) A Single Stage differential amplifier, with given specifications**, completing the design flow mentioned below:
   a. Draw the schematic and verify the following
      i) DC Analysis
      ii) AC Analysis
      iii) Transient Analysis
   b. Draw the Layout and verify the DRC, ERC
   c. Check for LVS
   d. Extract RC and back annotate the same and verify the Design.

3. Design an op-amp with given specification** using given differential amplifier Common source and Common Drain amplifier in library*** and completing the design flow mentioned below:
   a. Draw the schematic and verify the following
      i) DC Analysis
      ii). AC Analysis
      iii) Transient Analysis
   b. Draw the Layout and verify the DRC, ERC
   c. Check for LVS
   d. Extract RC and back annotate the same and verify the Design.

4. Design a 4 bit R-2R based DAC for the given specification and completing the design flow mentioned using given op-amp in the library***.
   a. Draw the schematic and verify the following
      i) DC Analysis
      ii) AC Analysis
      iii) Transient Analysis
   b. Draw the Layout and verify the DRC, ERC

5. For the SAR based ADC mentioned in the figure below draw the mixed signal schematic and verify the functionality by completing ASIC Design FLOW. [Specifications to GDS-II]

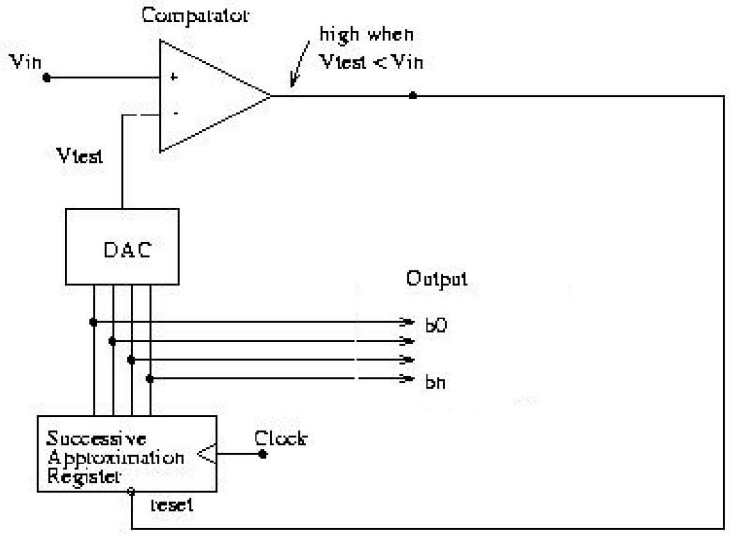

* An appropriate constraint should be given.

** Appropriate specification should be given.

*** Applicable Library should be added & information should be given to the Designer.

Course outcomes: On the completion of this laboratory course, the students will be able to:

- Write test bench to simulate various digital circuits.
- Interpret concepts of DC Analysis, AC Analysis and Transient Analysis in analog circuits.
- Design and simulate basic CMOS circuits like inverter, common source amplifier and differential amplifiers.
- Use basic amplifiers and further design higher level circuits like operational amplifier and analog/digital converters to meet desired parameters.
- Use transistors to design gates and further using gates realize shift registers and adders to meet desired parameters.

Conduct of Practical Examination:

- All laboratory experiments are to be included for practical examination.
- For examination, one question from **PART-A** and one question from **PART-B** to be set.
- Students are allowed to pick one experiment from the lot.
- Change of experiment is allowed only once and Marks allotted to the procedure part to be made zero.

B.E E&C EIGTH SEMESTER SYLLABUS

Wireless Cellular and LTE 4G Broadband

B.E., VIII Semester, Electronics &Communication Engineering/ Telecommunication Engineering

[As per Choice Based Credit System (CBCS) scheme]

Subject Code	15EC81	IA Marks	20
Number of Lecture	04	Exam Marks	80
Total Number	50 (10 Hours / Module)	Exam Hours	03

CREDITS – 04

Course Objectives: This course will enable students to:

- Understand the basics of LTE standardization phases and specifications.
- Explain the system architecture of LTE and E-UTRAN, the layer of LTE, based on the use of OFDMA and SC-FDMA principles.
- Analyze the role of LTE radio interface protocols to set up, reconfigure and release the Radio Bearer, for transferring the EPS bearer.
- Analyze the main factors affecting LTE performance including mobile speed and transmission bandwidth.

Module – 1	**RBT Level**
Key Enablers for LTE features: OFDM, Single carrier FDMA, Single carrier FDE, Channel Dependent Multiuser Resource Scheduling, Multi antenna Techniques, IP based Flat network Architecture, LTE Network Architecture. (Sec 1.4- 1.5 of Text). **Wireless Fundamentals:** Cellular concept, Broadband wireless channel (BWC), Fading in BWC, Modeling BWC – Empirical and Statistical models, Mitigation of Narrow band and Broadband Fading (Sec 2.2 – 2.7of Text).	L1, L2
Module – 2	
Multicarrier Modulation: OFDM basics, OFDM in LTE, Timing and Frequency Synchronization, PAR, SC-FDE (Sec 3.2 – 3.6 of Text). **OFDMA and SC-FDMA:**OFDM with FDMA,TDMA,CDMA, OFDMA, SC-FDMA, OFDMA and SC-FDMA in LTE (Sec 4.1 – 4.3, 4.5 of Text). **Multiple Antenna Transmission and Reception:** Spatial Diversity overview, Receive Diversity, Transmit Diversity, Interference cancellation and signal enhancement, Spatial Multiplexing, Choice between Diversity, Interference suppression and Spatial Multiplexing (Sec 5.1 – 5.6 of Text).	L1, L2
Module – 3	
Overview and Channel Structure of LTE: Introduction to LTE, Channel Structure of LTE, Downlink OFDMA Radio Resource, Uplink	L1, L2

SC-FDMA Radio Resource(Sec 6.1 – 6.4 of Text). . **Downlink Transport Channel Processing:** Overview, Downlink shared channels, Downlink Control Channels, Broadcast channels, Multicast channels, Downlink physical channels, H-ARQ on Downlink(Sec 7.1 – 7.7 of Text).	
Module – 4	
Uplink Channel Transport Processing: Overview, Uplink shared channels, Uplink Control Information, Uplink Reference signals, Random Access Channels, H-ARQ on uplink (Sec 8.1 – 8.6 of Text). **Physical Layer Procedures:** Hybrid – ARQ procedures, Channel Quality Indicator CQI feedback, Precoder for closed loop MIMO Operations, Uplink channel sounding, Buffer status Reporting in uplink, Scheduling and Resource Allocation, Cell Search, Random Access Procedures, Power Control in uplink(Sec 9.1- 9.6, 9.8, 9.9, 9.10 Text).	L1, L2
Module – 5	
Radio Resource Management and Mobility Management: PDCP overview, MAC/RLC overview, RRC overview, Mobility Management, Inter-cell Interference Coordination(Sec 10.1 – 10.5 of Text).	L1, L2

Course Outcomes: At the end of the course, students will be able to:

- Understand the system architecture and the functional standard specified in LTE 4G.
- Analyze the role of LTE radio interface protocols and EPS Data convergence protocols to set up, reconfigure and release data and voice from users.
- Demonstrate the UTRAN and EPS handling processes from set up to release including mobility management for a variety of data call scenarios.
- Test and Evaluate the Performance of resource management and packet data processing and transport algorithms.

Question Paper pattern:

- The Question paper will have ten questions.
- Each full Question consisting of 16 marks
- There will be 2 full Questions (with a maximum of Three sub questions) from each module.
- Each full question will have sub questions covering all the topics under a module.
- The Students will have to answer 5 full Questions, selecting one full Question from each module.

Text Book:

Arunabha Ghosh, Jan Zhang, Jefferey Andrews, Riaz Mohammed, 'Fundamentals of LTE', Prentice Hall, Communications Engg. and Emerging Technologies.

Reference Books:

1. LTE for UMTS Evolution to LTE-Advanced' Harri Holma and Antti Toskala, Second Edition - 2011, John Wiley & Sons, Ltd. Print ISBN: 9780470660003.
2. 'EVOLVED PACKET SYSTEM (EPS) ; THE LTE AND SAE EVOLUTION OF 3G UMTS' by Pierre Lescuyer and Thierry Lucidarme, 2008, John Wiley & Sons, Ltd. Print ISBN:978-0-470-05976-0.
3. 'LTE – The UMTS Long Term Evolution ; From Theory to Practice' by Stefania Sesia, Issam Toufik, and Matthew Baker, 2009 John Wiley & Sons Ltd, ISBN 978-0-470-69716-0.

FIBER OPTICS and NETWORKS

B.E., VIII Semester, Electronics &Communication Engineering

[As per Choice Based Credit System (CBCS)]

Subject Code	15EC82	IA Marks	20
Number of Lecture Hours/Week	4	Exam Marks	80
Total Number of Lecture Hours	50(10 Hours / Module)	Exam Hours	03
CREDITS – 04			

Course Objectives: This course will enable students to:

- Learn the basic principle of optical fiber communication with different modes of light propagation.
- Understand the transmission characteristics and losses in optical fiber.
- Study of optical components and its applications in optical communication networks.
- Learn the network standards in optical fiber and understand the network architectures along with its functionalities.

Module -1	**RBT Level**
Optical fiber Communications: Historical development, The general system, Advantages of optical fiber communication, Optical fiber waveguides: Ray theory transmission, Modes in planar guide, Phase and group velocity, Cylindrical fiber: Modes, Step index fibers, Graded index fibers, Single mode fibers, Cutoff wavelength, Mode field diameter, effective refractive index. Fiber Materials, Photonic crystal fibers. (Text 2)	L1, L2
Module -2	
Transmission characteristics of optical fiber: Attenuation, Material absorption losses, Linear scattering losses, Nonlinear scattering losses, Fiber bend loss, Dispersion, Chromatic dispersion, Intermodal dispersion: Multimode step index fiber. **Optical Fiber Connectors:** Fiber alignment and joint loss, Fiber splices, Fiber connectors, Fiber couplers. (Text 2)	L1, L2
Module -3	
Optical sources: Energy Bands, Direct and Indirect Bandgaps, Light Emitting diodes: LED Structures, Light Source Materials, Quantum Efficiency and LED Power, Modulation. Laser Diodes: Modes and Threshold conditions, Rate equation, External Quantum Efficiency, Resonant frequencies, Laser Diode structures and Radiation Patterns: Single mode lasers. **Photodetectors:** Physical principles of Photodiodes, Photodetector noise, Detector response time. **Optical Receiver:** Optical Receiver Operation: Error sources,	L1, L2

Front End Amplifiers, Receiver sensitivity, Quantum Limit. (Text 1)	
Module -4	
WDM Concepts and Components: Overview of WDM: Operational Principles of WDM, WDM standards, Mach-Zehnder Interferometer Multiplexers, Isolators and Circulators, Fiber grating filters, Dielectric Thin-Film Filters, Diffraction Gratings, Active Optical Components, Tunable light sources, **Optical amplifiers:** Basic application and Types, Semiconductor optical amplifiers, Erbium Doped Fiber Amplifiers, Raman Amplifiers, Wideband Optical Amplifiers. (Text 1)	L1, L2
Module -5	
Optical Networks: Optical network evolution and concepts: Optical networking terminology, Optical network node and switching elements, Wavelength division multiplexed networks, Public telecommunication network overview. Optical network transmission modes, layers and protocols: Synchronous networks, Asynchronous transfer mode, OSI reference model, Optical transport network, Internet protocol, Wavelength routing networks: Routing and wavelength assignment, Optical switching networks: Optical circuit switched networks, packet switched networks, Multiprotocol Label Switching, Optical burst switching networks, Optical network deployment: Long-haul networks, Metropoliton area networks, Access networks, Local area networks. (Text 2)	L1, L2

Course Outcomes: At the end of the course, students will be able to:

1. Classification and working of optical fiber with different modes of signal propagation.
2. Describe the transmission characteristics and losses in optical fiber communication.
3. Describe the construction and working principle of optical connectors, multiplexers and amplifiers.
4. Describe the constructional features and the characteristics of optical sources and detectors.
5. Illustrate the networking aspects of optical fiber and describe various standards associated with it.

Question Paper pattern:

- The Question paper will have ten questions.
- Each full Question consisting of 16 marks
- There will be 2 full Questions (with a maximum of Three sub questions) from each module.
- Each full question will have sub questions covering all the topics under a module.
- The Students will have to answer 5 full Questions, selecting one full Question from each module.

Text Books:

1. Gerd Keiser , Optical Fiber Communication, 5th Edition, McGraw Hill

Education(India) Private Limited, 2015. ISBN:1-25-900687-5.
2. John M Senior, Optical Fiber Communications, Principles and Practice, 3rd Edition, Pearson Education, 2010, ISBN:978-81-317-3266-3

Reference Book:

Joseph C Palais, Fiber Optic Communication , Pearson Education, 2005, ISBN:0130085103

Micro Electro Mechanical Systems

B.E., VIII Semester, Electronics &Communication Engineering/ Telecommunication Engineering

[As per Choice Based Credit System (CBCS) scheme]

Subject Code	15EC831	IA Marks	20
Number of Lecture Hours/Week	03	Exam marks	80
Total Number of Lecture Hours	40 (8 Hours per Module)	Exam Hours	03
CREDITS – 03			

Course Objectives: This course will enable students to:

- Understand overview of microsystems, their fabrication and application areas.
- Working principles of several MEMS devices.
- Develop mathematical and analytical models of MEMS devices.
- Know methods to fabricate MEMS devices.
- Various application areas where MEMS devices can be used.

Module 1	**RBT Level**
Overview of MEMS and Microsystems: MEMS and Microsystem, Typical MEMS and Microsystems Products, Evolution of Microfabrication, Microsystems and Microelectronics, Multidisciplinary Nature of Microsystems, Miniaturization. Applications and Markets.	L1, L2
Module 2	
Working Principles of Microsystems: Introduction, Microsensors, Microactuation, MEMS with Microactuators, Microaccelerometers, Microfluidics. **Engineering Science for Microsystems Design and Fabrication**: Introduction, Molecular Theory of Matter and Inter-molecular Forces, Plasma Physics, Electrochemistry.	L1, L2
Module 3	
Engineering Mechanics for Microsystems Design: Introduction, Static Bending of Thin Plates, Mechanical Vibration, Thermomechanics, Fracture Mechanics, Thin Film Mechanics, Overview on Finite Element Stress Analysis.	L1,L2,L3
Module 4	

Scaling Laws in Miniaturization: Introduction, Scaling in Geometry, Scaling in Rigid-Body Dynamics, Scaling in Electrostatic Forces, Scaling in Fluid Mechanics, Scaling in Heat Transfer.	L1,L2,L3
Module 5	
Overview of Micromanufacturing: Introduction, Bulk Micromanufacturing, Surface Micromachining, The LIGA Process, Summary on Micromanufacturing.	L1,L2

Course Outcomes: After studying this course, students will be able to:

- Appreciate the technologies related to Micro Electro Mechanical Systems.
- Understand design and fabrication processes involved with MEMS devices.
- Analyse the MEMS devices and develop suitable mathematical models
- Know various application areas for MEMS device

Question paper pattern:

- The question paper will have 10 full questions carrying equal marks.
- Each full question consists of 16 marks with a maximum of Three sub questions.
- There will be 2 full questions from each module covering all the topics of the module
- The students will have to answer 5 full questions, selecting one full question from each module.

Text Book:

Tai-Ran Hsu, MEMS and Micro systems: Design, Manufacture and Nanoscale Engineering, 2nd Ed, Wiley.

Reference Books:

1. Hans H. Gatzen, Volker Saile, JurgLeuthold, Micro and Nano Fabrication: Tools and Processes, Springer, 2015.
2. Dilip Kumar Bhattacharya, Brajesh Kumar Kaushik, Microelectromechanical Systems (MEMS), Cenage Learning.

SPEECH PROCESSING

B.E., VIII Semester, Electronics & Communication Engineering/ Telecommunication Engineering

[As per Choice Based Credit System (CBCS) scheme]

Subject Code	15EC832	IA Marks	20
Number of Lecture Hours/Week	03	Exam Marks	80
Total Number of Lecture Hours	40 (8 Hours / Module)	Exam Hours	03
CREDITS – 03			

Course Objectives: This course enables students to:

- Introduce the models for speech production
- Develop time and frequency domain techniques for estimating speech parameters
- Introduce a predictive technique for speech compression
- Provide fundamental knowledge required to understand and analyse speech recognition, synthesis and speaker identification systems.

Modules	
Module-1	**RBT Level**
Fundamentals of Human Speech Production: The Process of Speech Production, Short-Time Fourier Representation of Speech, The Acoustic Theory of Speech Production, Lossless Tube Models of the Vocal Tract, Digital Models for Sampled Speech Signals	L1, L2
Module-2	
Time-Domain Methods for Speech Processing: Introduction to Short-Time Analysis of Speech, Short-Time Energy and Short-Time Magnitude, Short-Time Zero-Crossing Rate, The Short-Time Autocorrelation Function, The Modified Short-Time Autocorrelation Function, The Short-Time Average Magnitude Difference Function.	L1, L2
Module-3	
Frequency Domain Representations: Discrete-Time Fourier Analysis, Short-Time Fourier Analysis, Spectrographic Displays, Overlap Addition(OLA),Method of Synthesis, Filter Bank Summation(FBS) Method of Synthesis, Time-Decimated Filter Banks, Two-Channel Filter Banks, Implementation of the FBS Method Using the FFT, OLA Revisited, Modifications of the STFT.	L1, L2
Module-4	
The Cepstrum and Homomorphic Speech Processing: Homomorphic Systems for Convolution, Homomorphic Analysis of the Speech Model, Computing the Short-Time Cepstrum and Complex Cepstrum of Speech, Homomorphic Filtering of Natural Speech, Cepstrum Analysis of All-Pole Models, Cepstrum Distance Measures.	L1, L2, L3
Module-5	
Linear Predictive Analysis of Speech Signals: Basic Principles of Linear	L1, L2,

Predictive Analysis, Computation of the Gain for the Model, Frequency Domain Interpretations of Linear Predictive Analysis, Solution of the LPC Equations, The Prediction Error Signal, Some Properties of the LPC Polynomial A(z), Relation of Linear Predictive Analysis to Lossless Tube Models, Alternative Representations of the LP Parameters.	L3

Course outcomes: Upon completion of the course, students will be able to:

- Model speech production system and describe the fundamentals of speech.
- Extract and compare different speech parameters.
- Choose an appropriate speech model for a given application.
- Analyse speech recognition, synthesis and speaker identification systems

Question paper pattern:

- The question paper will have ten questions.
- Each full question consists of 16 marks.
- There will be 2 full questions (with a maximum of Three sub questions) from each module.
- Each full question will have sub questions covering all the topics under a module. The students will have to answer 5 full questions, selecting one full question from each module.

Text Book:

Theory and Applications of Digital Speech Processing-Rabiner and Schafer, Pearson Education 2011

Reference Books:

3. **Fundamentals of Speech Recognition-** Lawrence Rabiner and Biing-Hwang Juang, Pearson Education, 2003.

4. **Speech and Language Processing–An Introduction to Natural Language Processing, Computational Linguistics, and Speech Recognition-** Daniel Jurafsky and James H Martin, Pearson Prentice Hall 2009.

Radar Engineering

B.E., VIII Semester, Electronics & Communication Engineering/ Telecommunication Engineering

[As per Choice Based Credit System (CBCS) scheme]

Subject Code	15EC833	IA Marks	20
Number of Lecture Hours/Week	03	Exam Marks	80
Total Number of Lecture Hours	40 (8 Hours / Module)	Exam Hours	03

CREDITS – 03

Course objectives: This course will enable students to:

- Understand the Radar fundamentals and analyze the radar signals.
- Understand various technologies involved in the design of radar transmitters and receivers.
- Learn various radars like MTI, Doppler and tracking radars and their comparison

Modules	**RBT Level**
Module-1	
Basics of Radar: Introduction, Maximum Unambiguous Range, Radar Waveforms, Definitions with respect to pulse waveform - PRF, PRI, Duty Cycle, Peak Transmitter Power, Average transmitter Power. **Simple form of the Radar Equation**, Radar Block Diagram and Operation, Radar Frequencies, Applications of Radar, The Origins of Radar, Illustrative Problems. **(Chapter 1 of Text)**	L1, L2, L3
Module-2	
The Radar Equation: Prediction of Range Performance, Detection of signal in Noise, Minimum Detectable Signal, Receiver Noise, SNR, Modified Radar Range Equation, Envelope Detector — False Alarm Time and Probability, Probability of Detection, **Radar Cross Section of Targets:** simple targets – sphere, cone-sphere, Transmitter Power, PRF and Range Ambiguities, System Losses (qualitative treatment), Illustrative Problems. **(Chapter 2 of Text, Except 2.4, 2.6, 2.8 & 2.11)**	L1, L2, L3
Module-3	
MTI and Pulse Doppler Radar: Introduction, Principle, Doppler Frequency Shift, Simple CW Radar, Sweep to Sweep subtraction and Delay Line Canceler, MTI Radar with – Power Amplifier Transmitter, Delay Line Cancelers — Frequency Response of Single Delay- Line Canceler, Blind Speeds, Clutter Attenuation, MTI Improvement Factor, N- Pulse Delay-Line Canceler, **Digital MTI Processing** – Blind phases, I and Q Channels, Digital MTI Doppler signal processor, Moving Target Detector- Original MTD. **(Chapter 3: 3.1, 3.2, 3.5, 3.6 of Text)**	L1, L2, L3
Module-4	
Tracking Radar: Tracking with Radar- Types of Tracking Radar Systems, Monopulse Tracking- Amplitude Comparison Monopulse (one-and two-coordinates), Phase Comparison Monopulse. **Sequential Lobing**, Conical Scan Tracking, Block Diagram of Conical Scan	L1, L2, L3

Tracking Radar, Tracking in Range, Comparison of Trackers. **(Chapter 4: 4.1, 4.2, 4.3 of Text)**	
Module-5	
The Radar Antenna: Functions of The Radar Antenna, Antenna Parameters, Reflector Antennas and Electronically Steered Phased array Antennas. **(Chapter 9: 9.1, 9.2 9.4, 9.5 of Text)** **Radar Receiver:** The Radar Receiver, Receiver Noise Figure, Super Heterodyne Receiver, Duplexers and Receivers Protectors, Radar Displays. **(Chapter 11 of Text)**	L1, L2, L3

Course outcomes: At the end of the course, students will be able to:

- Understand the radar fundamentals and radar signals.
- Explain the working principle of pulse Doppler radars, their applications and limitations
- Describe the working of various radar transmitters and receivers.
- Analyze the range parameters of pulse radar system which affect the system performance

Question paper pattern:

- The question paper will have ten questions.
- Each full Question consisting of 16 marks
- There will be 2 full questions (with a maximum of Three sub questions) from each module.
- Each full question will have sub questions covering all the topics under a module.
- The students will have to answer 5 full questions, selecting one full question from each module.

Text Book:

Introduction to Radar Systems- Merrill I Skolink, 3e, TMH, 2001.

Reference Books:

1. Radar Principles, Technology, Applications — Byron Edde, Pearson Education, 2004.
2. Radar Principles – Peebles. Jr, P.Z. Wiley. New York, 1998.
3. Principles of Modem Radar: Basic Principles – Mark A. Rkhards, James A. Scheer, William A. HoIm. Yesdee, 2013

MACHINE LEARNING

B.E., VIII Semester, Electronics & Communication Engineering/ Telecommunication Engineering

[As per Choice Based Credit System (CBCS) scheme]

Subject Code	15EC834	IA Marks	20
Number of Lecture Hours/Week	03	Exam Marks	80
Total Number of Lecture Hours	40 (8 Hours / Module)	Exam Hours	03

CREDITS – 03

Course Objectives: This course will enable students to:

- Introduce some concepts and techniques that are core to Machine Learning.
- Understand learning and decision trees.
- Acquire knowledge of neural networks, Bayesian techniques and instant based learning.
- Understand analytical learning and reinforced learning.

Modules	
Module-1	**RBT Level**
Learning: Designing Learning systems, Perspectives and Issues, Concept Learning, Version Spaces and Candidate Elimination Algorithm, Inductive bias.	L1, L2
Module-2	
Decision Tree and ANN: Decision Tree Representation, Hypothesis Space Search, Inductive bias in decision tree, issues in Decision tree. Neural Network Representation, Perceptrons, Multilayer Networks and Back Propagation Algorithms.	L1, L2
Module-3	
Bayesian and Computational Learning: Bayes Theorem, Bayes Theorem Concept Learning, Maximum Likelihood, Minimum Description Length Principle, Bayes Optimal Classifier, Gibbs Algorithm, Naïve Bayes Classifier.	L1, L2
Module-4	
Instant Based Learning and Learning set of rules: K- Nearest Neighbour Learning, Locally Weighted Regression, Radial Basis Functions, Case-Based Reasoning. Sequential Covering Algorithms, Learning Rule Sets, Learning First Order Rules, Learning Sets of First Order Rules.	L1, L2
Module-5	
Analytical Learning and Reinforced Learning: Perfect Domain Theories, Explanation Based Learning, Inductive-Analytical Approaches, FOCL Algorithm, Reinforcement Learning.	L1, L2

Course outcomes: At the end of the course, students should be able to:

- Understand the core concepts of Machine learning.
- Appreciate the underlying mathematical relationships within and across Machine Learning algorithms.
- Explain paradigms of supervised and un-supervised learning.
- Recognize a real world problem and apply the learned techniques of Machine Learning to solve the problem.

Question paper pattern:

- The question paper will have ten questions.
- Each full question consists of 16 marks.
- There will be 2 full questions (with a maximum of Three sub questions) from each module.
- Each full question will have sub questions covering all the topics under a module. The students will have to answer 5 full questions, selecting one full question from each module.

Text Book:

Machine Learning-Tom M. Mitchell, McGraw-Hill Education, (INDIAN EDITION), 2013.

Reference Books:

1. **Introduction to Machine Learning-** Ethem Alpaydin, 2nd Ed., PHI Learning Pvt. Ltd., 2013.
2. **The Elements of Statistical Learning-**T. Hastie, R. Tibshirani, J. H. Friedman, Springer; 1st edition, 2001.

NETWORK AND CYBER SECURITY

B.E., VIII Semester, Electronics & Communication Engineering

[As per Choice Based credit System (CBCS) Scheme

Subject Code	15EC835	IA Marks	20
Number of Lecture Hours/Week	03	Exam marks	80
Total Number of Lecture Hours	40 (8 Hours per Module)	Exam Hours	03

CREDITS – 03

Course Objectives: This course will enable students to:

- Know about security concerns in Email and Internet Protocol.
- Understand cyber security concepts.
- List the problems that can arise in cyber security.
- Discuss the various cyber security frame work.

Module-1	**RBT Level**
Transport Level Security: Web Security Considerations, Secure Sockets Layer, Transport Layer Security, HTTPS, Secure Shell (SSH) (Text 1: Chapter 15)	L1, L2
Module-2	
E-mail Security: Pretty Good Privacy, S/MIME, Domain keys identified mail (Text 1: Chapter 17)	L1, L2
Module-3	
IP Security: IP Security Overview, IP Security Policy, Encapsulation Security Payload (ESP), Combining security Associations Internet Key Exchange. Cryptographic Suites(Text 1: Chapter 18)	L1, L2
Module-4	
Cyber network security concepts: Security Architecture, antipattern: signature based malware detection versus polymorphic threads, document driven certification and accreditation, policy driven security certifications. Refactored solution: reputational, behavioural and entropy based malware detection. **The problems:** cyber antipatterns concept, forces in cyber antipatterns, cyber anti pattern templates, cyber security antipattern catalog (Text-2: Chapter1 & 2)	L1, L2, L3
Module-5	
Cyber network security concepts contd. : **Enterprise security using Zachman framework** Zachman framework for enterprise architecture, primitive models versus composite models, architectural problem solving patterns, enterprise workshop, matrix mining, mini patterns for problem solving meetings. **Case study:** cyber security hands on – managing administrations	L1, L2, L3

and root accounts, installing hardware, reimaging OS, installing system protection/ antimalware, configuring firewalls (Text-2: Chapter 3 & 4).	

Course Outcomes: After studying this course, students will be able to:

- Explain network security protocols
- Understand the basic concepts of cyber security
- Discuss the cyber security problems
- Explain Enterprise Security Framework
- Apply concept of cyber security framework in computer system administration

Question paper pattern:

- The question paper will have 10 full questions carrying equal marks.
- Each full question consists of 16 marks with a maximum of Three sub questions.
- There will be 2 full questions from each module covering all the topics of the module
- The students will have to answer 5 full questions, selecting one full question from each module.

Text Books:

1. William Stallings, "Cryptography and Network Security Principles and Practice", Pearson Education Inc., 6th Edition, 2014, ISBN: 978-93-325-1877-3.

2. Thomas J. Mowbray, "Cyber Security – Managing Systems, Conducting Testing, and Investigating Intrusions", Wiley.

Reference Books:

1. Cryptography and Network Security, Behrouz A. Forouzan, TMH, 2007.
2. Cryptography and Network Security, Atul Kahate, TMH, 2003.

VISVESVARAYA TECHNOLOGICAL UNIVERSITY, BELGAUM
CHOICE BASED CREDIT SYSTEM (CBCS)
SCHEME OF TEACHING AND EXAMINATION 2015-2016

I SEMESTER B.E./B.TECH.

CHEMISTRY GROUP

Sl. No.	Subject Code	Subject		Teaching Department	Board	Theory /Lab/ Drawing (Hrs/ Week)	Examination Marks			Credits
							Th./Pr.	I.A.	Total	
1	15MAT11	Engineering Maths-I	BS	Maths	Basic Sc.	4 (T)	80	20	100	4
2	15CHE12	Engineering Chemistry	BS	Chemistry	Basic Sc.	4 (T)	80	20	100	4
3	15PCD13	Programming in C & Data Structures	ES	Any Engineering Department	CSE	4 (T)	80	20	100	4
4	15CED14	Computer Aided Engineering Drawing	ES	Mech./IP/Auto/ Mfg.Engg./ IEM	Mech. Engg.	6 (2I+ 4P)	80	20	100	4
5	15ELN15	Basic Electronics	ES	E & C / E & E / TC / IT	E & C	4 (T)	80	20	100	4
6	15CPL16	Computer Programming Lab	ES	Any Engineering Department	CSE	3(2 hrs lab+ 1 hr Tutorial)	80	20	100	2
7	15CHEL17	Engg. Chemistry Lab	BS	Chemistry	Basic Sci.	3(2 hrs lab+ 1 hr Tutorial)	80	20	100	2
8	15CIV18	Environmental Studies	MNC	Civil / Environmental	Civil	2 (Tutorial)	40	10	50	--
9		Language (Eng.)	Mandatory Learning	Humanities		1 (T)	-	-	-	--
					Total	31	600	150	750	24

Note: The Subjects Kannada and English are Audit Courses

VISVESVARAYA TECHNOLOGICAL UNIVERSITY, BELGAUM
CHOICE BASED CREDIT SYSTEM (CBCS)
SCHEME OF TEACHING AND EXAMINATION 2015-2016

II SEMESTER B.E./B.TECH.

CHEMISTRY GROUP

Sl. No.	Subject Code	Subject		Teaching Department	Board	Theory /Lab/ Drawing (Hrs/ Week)	Examination Marks			Credits
							Th./Pr.	I.A.	Total	
1	15MAT21	Engineering Maths-II	BS	Maths	Basic Sc.	4 (T)	80	20	100	4
2	15CHE22	Engineering Chemistry	BS	Chemistry	Basic Sc.	4 (T)	80	20	100	4
3	15PCD23	Programming in C & Data Structures	ES	Any Engineering Department	CSE	4 (T)	80	20	100	4
4	15CED24	Computer Aided Engineering Drawing	ES	Mech./IP/Auto/ Mfg.Engg./ IEM	Mech. Engg.	6 (2I+ 4P)	80	20	100	4
5	15ELN25	Basic Electronics	ES	E & C / E & E / TC / IT	E & C	4 (T)	80	20	100	4
6	15CPL26	Computer Programming Lab	ES	Any Engineering Department	CSE	3(2 hrs lab+ 1 hr Tutorial)	80	20	100	2
7	15CHEL27	Engg. Chemistry Lab	BS	Chemistry	Basic Sc.	3(2 hrs lab+ 1 hr Tutorial)	80	20	100	2
8	15CIV28	Environmental Studies	MNC	Civil / Environmental	Civil	2 (Tutorial)	40	10	50	--
9		Language (Eng.)	Mandatory Learning	Humanities		1 (T)	-	-	-	--
					Total	31	600	150	750	24

Note: The Subjects Kannada and English are Audit Courses

BASIC ELECTRICAL ENGINEERING

[As per Choice Based Credit System (CBCS) scheme]
(Effective from the academic year 2015 -2016)
SEMESTER - I/II

Subject Code	15ELE15/15ELE25	IA Marks	20
Number of Lecture Hours/Week	04	Exam Marks	80
Total Number of Lecture Hours	50	Exam Hours	03

Credits - 04

Course objectives:

- Impart a basic knowledge of electrical quantities such as current, voltage, power, energy and frequency to understand the impact of technology in a global and societal context.
- Provide working knowledge for the analysis of basic DC and AC circuits used in electrical and electronic devices.
- Develop selection skill to identify the type of generators or motors required for particular application.
- Highlight the importance of transformers in transmission and distribution of electric power.
- Emphasize the effects of electric shock and precautionary measures.
- Improve the ability to function on multi-disciplinary teams.

Module -1	**Teaching Hours**
D C circuits: Ohm's Law and Kirchhoff's Laws, analysis of series, parallel and series- parallel circuits excited by independent voltage sources. Power and Energy. Illustrative examples.	**5 Hours**
Electromagnetism: Review of field around a conductor and coil, magnetic flux and flux density, magnetomotive force and magnetic field intensity, reluctance and permeability, definition of magnetic circuit and basic analogy between electric and magnetic circuits. (These topics are not to be considered for setting the examination questions). **Electromagnetic induction:** Definition of Electromagnetic Induction, Faradays Laws, Fleming's right hand rule, Lenz's Law, Statically and dynamically induced emf. Self-inductance, mutual inductance and coefficient of coupling. Energy stored in magnetic field. Illustrative examples. Force on current carrying conductor placed in a magnetic field, Fleming's left hand rule.	**5Hours**

Module -2	
DC Machines: Working principle of DC machine as a generator and a motor. Types and constructional features. Types of armature windings, Emf equation of generator, relation between induced emf and terminal voltage with a mention of brush contact drop and drop due to armature reaction. Illustrative examples, neglecting armature reaction. Operation of DC motor, back emf, torque equation. Types of DC motors, characteristics and applications. Significance of back emf. Necessity of a starter for DC motor. Illustrative examples on back emf and torque.	**7 Hours**
Measuring Instruments: Construction and Principle of operation of dynamometer type wattmeterand single phase induction type energy meter.	**3 Hours**
Module - 3	
Single-phase AC circuits: Generation of sinusoidal voltage, frequency of generated voltage, definition and numerical values of average value, root mean square value, form factor and peak factor of sinusoidally varying quantities, phasor representation of alternating quantities. Analysis, with phasor diagrams, of R, L, C, R-L, R-C and R-L-C circuits and, parallel and series- parallel circuits. Real power, reactive power, apparent power and power factor. Illustrative examples.	**7 Hours**
Domestic wiring: Service mains, meter board and distribution board. Brief discussion on concealed conduit wiring. Two-way and three-way control. Elementary discussion on Circuit protective devices: fuse and Miniature Circuit Breaker (MCB's). Electric shock, precautions against shock, Objectives of Earthing, types of earthing; pipe and plate earthing, Residual current circuit breaker (RCCB).	**3 Hours**
Module-4	
Three Phase Circuits: Necessity and advantages of three phase systems, generation of three phase power. Definition of Phase sequence, balanced supply and balanced load. Relationship between line and phase values of balanced star and delta connections. Power in balanced three-phase circuits, measurement of power by two-wattmeter method. Determination power factor using wattmeter readings. Illustrative examples.	**6 Hours**

Three PhaseSynchronous Generators: Principle of operation, Types and constructional features, Advantages of rotating field type alternator, Synchronous speed, Frequency of generated voltage, Emf equation. Concept of winding factor (excluding the derivation of distribution and pitch factors). Illustrative examples on calculation of distribution factor, pitch factor and emf equation.	**4 Hours**
Module-5	
Single Phase Transformers: Necessity of transformer, Principle of operation and construction of single-phase transformers (core and shell types). Emf equation, losses, variation losses with respect to load, efficiency, Condition for maximum efficiency, Voltage regulation and its significance (Open Circuit and Short circuit tests, equivalent circuit and phasor diagrams are excluded). Illustrative problems on emf equation and efficiency only.	**6 Hours**
Three Phase Induction Motors: Principle of operation, Concept and production of rotating magnetic field, Synchronous speed, rotor speed, Slip, Frequency of the rotor induced emf, Types and Constructional features. Slip and its significance. Applications of squirrel - cage and slip - ring motors. Necessity of a starter, starting of motor using stars-delta starter. Illustrative examples on slip calculations.	**4 Hours**
Course outcomes: After the completion of the course, the student should be able • To predict the behaviour of electrical and magnetic circuits. • Select the type of generator / motor required for a particular application. • Realize the requirement of transformers in transmission and distribution of electric power and other applications. • Practice Electrical Safety Rules & standards. • To function on multi-disciplinary teams.	
Question paper pattern: • The question paper will have ten questions. • Each full Question consisting of 16 marks • There will be **2** full questions(with a **maximum** of **four** sub questions) from	

each module.

- Each full question will have sub questions covering all the topics under a module.
- The students will have to answer **5** full questions, selecting one full question from each module.

Text Books				
1	Basic Electrical Engineering	D. C. Kulshreshtha	TMH	1st Edition, Revised
2	Electrical Technology	Edward Hughes	Pearson	10th Edition, 2014
	ReferenceBooks			
3	Fundamentals of Electrical Engineering	Rajendra Prasad	PHI	Third Edition 2014
4	Basic Electrical Engineering	AbhijitChakrabarti, Chandan Kumar Chanda, Sudiptanath	TMH,	1st Edition 2010
5	Fundamentals of Electrical Engineering and Electronics	B. L. Theraja	S. Chand & Company Ltd	Reprint Edition 2013

BASIC ELECTRONICS

[As per Choice Based Credit System (CBCS) scheme]
(Effective from the academic year 2015 -2016)
SEMESTER - I/II

Subject Code	15ELN15 / 15ELN25	IA Marks	20
Number of Lecture Hours/Week	04	Exam Marks	80
Total Number of Lecture Hours	50	Exam Hours	03

CREDITS - 04

Course objectives:
The course objective is to make students of all the branches of Engineering to understand the efficacy of Electronic principles which are pervasive in engineering applications

Module -1	**Teaching Hours**
Semiconductor Diodes and Applications (Text-1)**:** p-n junction diode, Characteristics and Parameters, Diode approximations, DC load line analysis, Half-wave rectifier, Two-diode Full-wave rectifier, Bridge rectifier, Capacitor filter circuit (only qualitative approch), Zener diode voltage regulators: Regulator circuit with no load, Loaded Regulator. Numerical examples as applicable.	**06 Hours**
Bipolar Junction Transistors: BJT operation, BJT Voltages and Currents, BJT amplification, Common Base, Common Emitter and Common Collector Characteristics, Numerical examples as applicable.	**04 Hours**
Module -2	
BJT Biasing (Text-1): DC Load line and Bias Point, Base Bias, Voltage divider Bias, Numerical examples as applicable.	**04 Hours**
Introduction to Operational Amplifiers (Text-2)**:** Ideal OPAMP, Inverting and Non Inverting OPAMP circuits, OPAMP applications: voltage follower, addition, subtraction, integration, differentiation; Numerical examples as applicable.	**06 Hours**

Module – 3	
Digital Electronics (Text-2): Introduction, Switching and Logic Levels, Digital Waveform (Sections 9.1to 9.3). Number Systems: Decimal Number System, Binary Number System, Converting Decimal to Binary, Hexadecimal Number System: Converting Binary to Hexadecimal, Hexadecimal to Binary, Converting Hexadecimal to Decimal, Converting Decimal to Hexadecimal, Octal Numbers: Binary to Octal Conversion. Complement of Binary Numbers. Boolean Algebra Theorems, De Morgan's theorem. Digital Circuits: Logic gates, NOT Gate, AND Gate, OR Gate, XOR Gate, NAND Gate, NOR Gate, X-NOR Gate. Algebraic Simplification, NAND and NOR Implementation (Sections 11.7 and 11.8): NAND Implementation, NOR Implementation. Half adder, Full adder.	**10 Hours**
Module-4	
Flip-Flops (Text-2)**:** Introduction to Flip-Flops (Section 12.1), NAND Gate Latch/ NOR Gate Latch, RS Flip-Flop, Gated Flip-Flops: Clocked RS Flip-Flop (Sections 12.3 to 12.5). **Microcontrollers** (Ref.1)**:** Introduction to Microcontrollers, 8051 Microcontroller Architecture and an example of Microcontroller based stepper motor control system (only Block Diagram approach).	**05 Hours** **05 Hours**
Module-5	
Communication Systems (Text-2): Introduction, Elements of Communication Systems, Modulation: Amplitude Modulation, Spectrum Power, AM Detection (Demodulation), Frequency and Phase Modulation. Amplitude and Frequency Modulation: A comparison. **Transducers (**Text-2)**:** Introduction, Passive Electrical Transducers, Resistive Transducers, Resistance Thermometers, Thermistor. Linear Variable Differential Transformer (LVDT). Active Electrical Transducers, Piezoelectric Transducer, Photoelectric Transducer.	**06 Hours** **04 Hours**

Course outcomes:

After studying this course, students will be able to:

- Appreciate the significance of electronics in different applications,
- Understand the applications of diode in rectifiers, filter circuits and wave shaping,
- Apply the concept of diode in rectifiers, filters circuits
- Design simple circuits like amplifiers (inverting and non inverting), comparators, adders, integrator and differentiator using OPAMPS,
- Compile the different building blocks in digital electronics using logic gates and implement simple logic function using basic universal gates, and
- Understand the functioning of a communication system, and different modulation technologies, and
- Understand the basic principles of different types of Transuducers.

Question paper pattern:

- The question paper will have ten questions.
- Each full Question consisting of 16 marks
- There will be **2** full questions(with a **maximum** of **four** sub questions) from each module.
- Each full question will have sub questions covering all the topics under a module.
- The students will have to answer **5** full questions, selecting one full question from each module.

Text Books:

1. David A. Bell, **"Electronic Devices and Circuits"**, Oxford University Press, 5th Edition, 2008.
2. D.P. Kothari, I. J. Nagrath, **"Basic Electronics"**, McGraw Hill Education (India) Private Limited, 2014.

Reference Books: MuhammadAli Mazidi, **"The 8051 Microcontroller and Embedded. Systems. Using Assembly and C."** Second Edition, 2011, Pearson India.

COMPUTER AIDED ENGINEERING DRAWING

[As per Choice Based Credit System (CBCS) scheme]

(Effective from the academic year 2015 -2016)

SEMESTER - I/II

Subject Code	15CED14/15CED24	IA Marks	20
Number of Lecture Hours/Week	6 (2T + 4L)	Exam Marks	80
Total Number of Lecture Hours	84	Exam Hours	03

CREDITS - 04

Course objectives:

Engineering drawing is an important tool for all Engineers and for many others professionals. It is the language of Engineers. Engineering Drawing communicates all needed information from the engineer who designed a part to the workers who will manufacture it.

The aim of the subject is to equip students with the fundamentals of Computer Aided Engineering Drawing and to further the ability to communicate information by graphical means.

Module -1	**Teaching Hours**

Introduction to Computer Aided Sketching Introduction, Drawing Instruments and their uses, BIS conventions, Lettering, Dimensioning and free hand practicing. Computer screen, layout of the software, standard tool bar/menus and description of most commonly used tool bars, navigational tools. Co-ordinate system and reference planes. of HP, VP, RPP & LPP. of 2D/3D environment. Selection of drawing size and scale. Commands and creation of Lines, Co-ordinate points, axes, poly-lines, square, rectangle, polygons, splines, circles, ellipse, text, move, copy, off-set, mirror, rotate, trim, extend, break, chamfer, fillet, curves, constraints viz. tangency, parallelism, inclination and perpendicularity. Dimensioning, line conventions, material conventions and lettering.	**06 Hours**
Module -2	**Teaching Hours**
Orthographic projections Introduction, Definitions - Planes of projection, reference line and conventions employed, Projections of points in all the four quadrants, Projections of straight lines (located in First quadrant/first angle only), True and apparent lengths, True and apparent inclinations to reference planes (No application problems). Orthographic Projections of Plane Surfaces (First Angle Projection Only) Introduction, Definitions–projections of plane surfaces–triangle, square, rectangle, rhombus, pentagon, hexagon and circle, planes in different positions by change of position method only (No problems on punched plates and composite plates).	**20Hours**
Module-3	

Projections of Solids (First angle Projection only) Introduction, Definitions – Projections of right regular tetrahedron, hexahedron (cube), prisms, pyramids, cylinders and cones in different positions (No problems on octahedrons and combination solid).	**28 Hours**
Module-4	
Sections And Development of Lateral Surfaces of Solids Introduction, Section planes, Sections, Section views, Sectional views, Apparent shapes and True shapes of Sections of right regular prisms, pyramids, cylinders and cones resting with base on HP. (No problems on sections of solids) Development of lateral surfaces of above solids, their frustums and truncations. (No problems on lateral surfaces of trays, tetrahedrons, spheres and transition pieces).	**15Hours**
Module-5	
Isometric Projection (Using Isometric Scale Only) Introduction, Isometric scale, Isometric projection of simple plane figures, Isometric projection of tetrahedron, hexahedron(cube), right regular prisms, pyramids, cylinders, cones, spheres, cut spheres and combination of solids (Maximum of three solids).	15 Hours
Course outcomes: After studying this course, 1. Students will be able to demonstrate the usage of CAD software. 2. Students will be able to visualize and draw Orthographic projections, Sections of solids and Isometric views of solids. 3. Students are evaluated for their ability in applying various concepts to solve practical problems related to engineering drawing.	

Question paper pattern:

1. Module -1 is only for practice and Internal Assessment and not for examination.
2. Question paper for each batch of students will be sent online by VTU and has to be downloaded before the commencement of Examination of each batch. The answer sheets will have to be jointly evaluated by the Internal & External examiners.
3. A maximum of **THREE** questions will be set as per the following pattern *(No mixing of questions from different Modules).*

Q. No.	From Chapters	Marks Allotted
1	Module 2(Choice between (Points+Lines or Planes)	25
2	Module 3	30
3	Module 4 or Module 5	25
Total		80

Q. No.	Solutions and Sketching in the Graph Book	Computer Display and Printout	Total Marks
1	10	15	25
2	12	18	30
3	13	12	25
Total Marks	35	45	80

Students have to submit the computer printouts and the sketches drawn on the graph sheets at the end of the examination. Both Internal & External examiners have to jointly evaluate the solutions (sketches) and computer display & printouts of each student for 80 marks (35 marks for solutions & sketches + 45 marks for computer display and printouts) and submit the marks list along with the solution (sketches) on graph sheets & computer printouts in separate covers.

4. Each batch must consist of a minimum of 10 students and a maximum of 12 students.
5. Examination can be conducted in parallel batches, if necessary.

Text Books:

1) **Engineering Drawing** - N.D. Bhatt & V.M. Panchal, 48th edition, 2005- Charotar Publishing House, Gujarat.

2) "**Computer Aided Engineering Drawing**" by Dr. M H Annaiah, Dr C N Chandrappa and Dr B Sudheer Premkumar Fifth edition, New Age International Publishers.

Reference Books:

1) Computer Aided Engineering Drawing - S. Trymbaka Murthy, - I.K. International Publishing House Pvt. Ltd., New Delhi, 3rd revised edition- 2006.

2) Engineering Graphics - K.R. Gopalakrishna, 32nd edition, 2005- Subash Publishers Bangalore.

3) Fundamentals of Engineering Drawing with an Introduction to Interactive Computer Graphics for Design and Production- Luzadder Warren J., Duff John M., Eastern Economy Edition, 2005- Prentice-Hall of India Pvt. Ltd., New Delhi.

4) A Primer on Computer Aided Engineering Drawing-2006, Published by VTU, Belgaum.

COMPUTER PROGRAMMING LABORATORY
[As per Choice Based Credit System (CBCS) scheme]
(Effective from the academic year 2015 -2016)
SEMESTER - I/II

Laboratory Code	**15CPL 16 / 15CPL26**	IA Marks	20
Number of Lecture Hours/Week	01Hr Tutorial (Instructions) + 02 Hours Laboratory	Exam Marks	80
Total Number of Lecture Hours	48	Exam Hours	03

CREDITS - 02

Course objectives: To provide basic principles C programming language. To provide design & develop of C programming skills. To provide practical exposures like designing flowcharts, algorithms, how to debug programs etc**.**

Descriptions (if any):

Demonstration of Personal Computer and its Accessories: **Demonstration and Explanation on Disassembly and Assembly of a Personal Computer by the faculty-in-charge. Students have to prepare a write-up on the same and include it in the Lab record and evaluated.**

Laboratory Session-1: Write-up on Functional block diagram of Computer, CPU, Buses, Mother Board, Chip sets, Operating System & types of OS, Basics of Networking & Topology and NIC.

Laboratory Session-2: Write-up on RAM, SDRAM, FLASH memory, Hard disks, Optical media, CD-ROM/R/RW, DVDs, Flash drives, Keyboard, Mouse, Printers and Plotters. Introduction to flowchart, algorithm and pseudo code.

***Note: These* TWO Laboratory sessions** are used to fill the gap between theory classes and practical sessions. Both sessions are to be evaluated as lab experiments.

Laboratory Experiments:

Implement the following programs with WINDOWS / LINUX platform using appropriate C compiler.

1. Design and develop a flowchart or an algorithm that takes three coefficients (***a***, ***b***, and ***c***) of a Quadratic equation ($ax^2+bx+c=0$) as input and compute all possible roots. Implement a C program for the developed flowchart/algorithm and execute the same to output the possible roots for a given set of coefficients with appropriate messages.

2. Design and develop an algorithm to find the ***reverse*** of an integer number **NUM** and check whether it is PALINDROME or NOT. Implement a C program for the developed algorithm that takes an integer number as input and output the reverse of the same with suitable messages. Ex: Num: **2014**, Reverse: **4102**, Not a Palindrome

3. 3a. Design and develop a flowchart to find the square root of a given number ***N***. Implement a C program for the same and execute for all possible inputs with appropriate messages. Note: **Don't use library function *sqrt(n)*.**

   3b. Design and develop a C program to read a ***year*** as an input and find whether it is ***leap year*** or not. Also consider end of the centuries.

4. Design and develop an algorithm to evaluate polynomial $\mathbf{f(x) = a_4x^4 + a_3x^3 + a_2x^2 + a_1x + a_0}$, for a given value of ***x*** and its coefficients using Horner's method. Implement a C program for the same and execute the program with different set of values of coefficients and ***x.***

5. Draw the flowchart and Write a C Program to compute **Sin(x)** using Taylor series approximation given by $\mathbf{Sin(x) = x - (x^3/3!) + (x^5/5!) - (x^7/7!) + \ldots\ldots}$
   Compare your result with the built- in Library function. Print both the results with appropriate messages.

6. Develop an algorithm, implement and execute a C program that reads ***N*** integer numbers and arrange them in ascending order using ***Bubble Sort***.

7. Develop, implement and execute a C program that reads two matrices ***A*** (**m x n**) and ***B*** (**p x q**) and Compute product of matrices ***A*** and ***B***. Read matrix ***A*** and matrix ***B*** in row major order and in column major order respectively. Print both the input matrices and resultant matrix with suitable headings and output should be in matrix format only. Program must check the compatibility of orders of the matrices for multiplication. Report appropriate message in case of incompatibility.

8. Develop, implement and execute a C program to search a Name in a list of names using ***Binary searching*** Technique.

9. Write and execute a C program that

i. Implements string copy operation ***STRCOPY***(str1,str2) that copies a string *str1* to another string *str2* without using library function.

ii. Read a *sentence* and print frequency of vowels and total count of consonants.

10.

a. Design and develop a C function ***RightShift****(x ,n)* that takes two integers *x* and *n* as input and returns value of the integer *x* rotated to the right by *n* positions. Assume the integers are unsigned. Write a C program that invokes this function with different values for *x* and *n* and tabulate the results with suitable headings.

b. Design and develop a C function ***isprime***(num) that accepts an integer argument and returns 1 if the argument is prime, a 0 otherwise. Write a C program that invokes this function to generate prime numbers between the given range.

11. Draw the flowchart and write a ***recursive*** **C** function to find the factorial of a number, ***n*!**, defined by *fact*(*n*)=1, if *n*=0. Otherwise *fact*(*n*)=*n***fact*(*n*-1). Using this function, write a C program to compute the binomial coefficient ${}_nC_r$. Tabulate the results for different values of ***n*** and ***r*** with suitable messages.

12. Given two university information files "**studentname.txt**" and "**usn.txt**" that contains students Name and USN respectively. Write a C program to create a new file called "**output.txt**" and copy the content of files "studentname.txt" and "usn.txt" into output file in the sequence shown below . Display the contents of output file "output.txt" on to the screen.

Student Name	USN
Name 1	USN1
Name 2	USN2
….	….
….	….

Heading

13. Write a C program to maintain a record of **n** student details using an array of structures with four fields (Roll number, Name, Marks, and Grade). Assume appropriate data type for each field. Print the marks of the student, given the student name as input.

14. Write a C program using pointers to compute the sum, mean and standard deviation of all elements stored in an array of **n** real numbers.

Course outcomes:

- **Gaining Knowledge on various parts of a computer.**
- **Able to draw flowcharts and write algorithms**
- **Able design and development of C problem solving skills.**
- **Able design and develop modular programming skills.**
- **Able to trace and debug a program**

Conduction of Practical Examination:

1. All laboratory experiments (nos) are to be included for practical examination.
2. Students are allowed to pick one experiment from the lot.
3. Strictly follow the instructions as printed on the cover page of answer script for breakup of marks
4. **Change of experiment is allowed only once and 15% Marks allotted to the procedure part to be made zero.**

CONSTITUTION OF INDIA, PROFESSIONAL ETHICS & HUMAN RIGHTS

Subject Code	15CPH18/15CPH28	IA Marks	10
Number of Lecture Hours/Week	02	Exam Marks	40
Total Number of Lecture Hours	25	Exam Hours	02

Course objectives:

1. To provide basic information about Indian constitution.
2. To identify individual role and ethical responsibility towards society.
3. To understand human rights and its implications

Module 1

Introduction to the Constitution of India, The Making of the Constitution and Salient features of the Constitution. **2 Hours**

Preamble to the Indian Constitution Fundamental Rights & its limitations. **3 Hours**

Module 2

Directive Principles of State Policy & Relevance of Directive Principles State Policy Fundamental Duties. **2 Hours**

Union Executives – President, Prime Minister Parliament Supreme Court of India. **3 Hours**

Module 3

State Executives – Governor Chief Minister, State Legislature High Court of State. **2 Hours**

Electoral Process in India, Amendment Procedures, 42nd, 44th, 74th, 76th, 86th &91st Amendments. **3 Hours**

Module 4

Special Provision for SC & ST Special Provision for Women, Children & Backward Classes Emergency Provisions. Human Rights –Meaning and Definitions, Legislation Specific Themes in Human Rights- Working of National Human Rights Commission in India **3 Hours**

Powers and functions of Municipalities, Panchyats and Co - Operative Societies. **2 Hours**

Module 5

Scope & Aims of Engineering Ethics, Responsibility of Engineers Impediments to Responsibility. **2 Hours**

Risks, Safety and liability of Engineers, Honesty, Integrity & Reliability in Engineering. **3 Hours**

Course outcomes:

After study of the course, the students are able to

- Have general knowledge and legal literacy and thereby to take up competitive examinations
- Understand state and central policies, fundamental duties
- Understand Electoral Process, special provisions
- Understand powers and functions of Municipalities, Panchayats and Co-operative Societies, and
- Understand Engineering ethics and responsibilities of Engineers.
- Have an awareness about basic human rights in India

Text Books:

1. Durga Das Basu: **"Introduction to the Constitution on India",** (Students Edn.) Prentice –Hall EEE, 19th / 20th Edn., 2001
2. Charles E. Haries, Michael S Pritchard and Michael J. Robins **"Engineering Ethics"** Thompson Asia, 2003-08-05.

Reference Books:

1. M.V.Pylee, "An Introduction to Constitution of India", Vikas Publishing, 2002.
2. M.Govindarajan, S.Natarajan, V.S.Senthilkumar, **"Engineering Ethics",** Prentice –Hall of India Pvt. Ltd. New Delhi, 2004
3. Brij Kishore Sharma,**"Introduction to the Constitution of India"**, PHI Learning Pvt. Ltd., New Delhi, 2011.
4. Latest Publications of Indian Institute of Human Rights, New Delhi.

* * * * * *

ELEMENTS OF CIVIL ENGINEERING AND MECHANICS

[As per Choice Based Credit System (CBCS) scheme]
(Effective from the academic year 2015 -2016)
SEMESTER - I/II

Subject Code	15CIV13/23	IA Marks	20
Number of Lecture Hours/Week	04	Exam Marks	80
Total Number of Lecture Hours	50	Exam Hours	03

CREDITS - 04

COURSE OBJECTIVES:

The objectives of this course is to make students to learn basics of Civil Engineering concepts and infrastructure development, solve problems involving Forces, loads and Moments and know their applications in allied subjects. It is a pre-requisite for several courses involving Forces, Moments, Centroids, Moment of inertia and Kinematics.

Particulars	**Hours**
Module 1: Introduction to Civil Engineering &Engineering Mechanics	**10**
Introduction to Civil Engineering Scope of different fields of Civil Engineering - Surveying, Building Materials, Construction Technology, Geotechnical Engineering, Structural Engineering, Hydraulics, WaterResources and Irrigation Engineering, Transportation Engineering, Environmental Engineering.	01
Infrastructure: Types of infrastructure, Role of Civil Engineer in theInfrastructural Development, Effect of the infrastructural facilities onsocio-economic development of a country.	01
Roads: Classification of Roads and their functions, Comparison of Flexible and Rigid Pavements (Advantages and Limitations)	01

Bridges: Types of Bridges and Culverts, RCC, Steel and Composite Bridges	01
Dams: Different types of Dams based on Material, Structural behavior and functionality with simple sketches.	01
Introduction to Engineering Mechanics: Basic idealizations - Particle, Continuum and Rigid body; Newton's laws Force and its characteristics, types of forces-Gravity, Lateral and its distribution on surfaces, Classification of force systems, Principle of physical independence, superposition, transmissibility of forces, , Introduction to SI units. Couple, Moment of a couple, Characteristics of couple, Moment of a force, Equivalent force - Couple system; Numerical problems on moment of forces and couples, on equivalent force - couple system.	02 03
Module 2: Analysis of Concurrent Force Systems	**10**
Concepts: Resultants and Equilibrium Composition of forces - Definition of Resultant; Composition of coplanar -concurrent force system, Parallelogram Law of forces, Principle of resolved parts;	03
Numerical problems on composition of coplanar concurrent force systems. Equilibrium of forces - Definition of Equilibrant; Conditions of static equilibrium for different force systems, Lami's theorem; Numerical problems on equilibrium of coplanar – concurrent and non-concurrent force systems.	03
Application- Static Friction in rigid bodies in contact Types of friction, Laws of static friction, Limiting friction, Angle of friction, angle of repose; Impending motion on horizontal and inclined planes; Numerical Problems on single and two blocks on inclined planes	02 02

Module - 3 Analysis of Non-Concurrent Force Systems	**10**
Concepts: Resultants and Equilibrium Composition of coplanar - non-concurrent force system, Varignon's principle of moments; Numerical problems on composition of coplanar non-concurrent Force system.	05
Application-Support Reaction in beams Types of Loads and Supports, statically determinate beams, Numerical problems onsupport reactions for statically determinate beams with Point load (Normal and inclined) and uniformly distributed and uniformly varying loads and Moments.	05
Module 4 Centroids and Moments of Inertia of Engineering Sections:	**10**
Centroids Introduction to the concept, centroid of line and area, centroid of basic geometrical figures, computing centroid for– T, L, I, Z and full/quadrant circular sections and their built up sections. Numerical problems **Moment of Inertia** Introduction to the concept, Radius of gyration, Parallel axis theorem, Perpendicular axis theorem, Moment of Inertia of basic planar figures, computing moment of Inertia for – T, L, I, Z and full/quadrant circular sections and their built up sections. Numerical problems	05 05
Module 5: Kinematics	**10**
Concepts and Applications Definitions – Displacement – Average velocity – Instantaneous velocity – Speed – Acceleration - Average acceleration – Variable acceleration – Acceleration due to gravity – Newton's Laws of Motion.	02
Rectilinear Motion–Numerical problems.	02
Curvilinear Motion – Super elevation – ProjectileMotion – Relative motion – Numerical problems.	03
Motion under gravity – Numerical problems.	03
COURSE OUTCOMES After a successful completion of the course, the student will be able to:	

1. Know basics of Civil Engineering, its scope of study, knowledge about Roads, Bridges and Dams;
2. Comprehend the action of Forces, Moments and other loads on systems of rigid bodies;
3. Compute the reactive forces and the effects that develop as a result of the external loads;
4. Locate the Centroid and compute the Moment of Inertia of regular cross-sections.
5. Express the relationship between the motion of bodies and
6. Equipped to pursue studies in allied courses in Mechanics.

Question Paper Pattern:

- 10 Questions are to be set such that 2 questions are selected from each module.
- 2 Questions are to be set under respective modules.
- Intra module questions are to be set such that the questions should cover the entire module and further, should be answerable for the set marks.
- Each question should be set for 16 marks (Preferably 8 marks each)
- Not more than 3 sub questions are to be set under any main question
- Students should answer 5 full questions selecting at least 1 from each module.

TEXT BOOKS

1. Elements of Civil Engineering and Engineering Mechanics by M.N. Shesha Prakash and Ganesh. B. Mogaveer, PHI Learning, 3rd Revised edition (2014)
2. Engineering Mechanics-Statics and Dynamics by A Nelson, Tata McGraw Hill Education Private Ltd, New Delhi, 2009.
3. Elements of Civil Engineering (IV Edition) by S.S. Bhavikatti, New Age International Publisher, New Delhi, 3rd edition 2009.

REFERENCES

1. Engineering Mechanics by S.Timoshenko,D.H.Young, and J.V.Rao, TATA McGraw-Hill Book Company, New Delhi
2. Beer FP and Johnson ER, **"Mechanics for Engineers- Dynamics and Statics"**- 3rd SI Metric edition, Tata McGraw Hill. - 2008
3. Shames IH, **"Engineering Mechanics – Statics & Dynamics"**- PHI – 2009

ELEMENTS OF MECHANICAL ENGINEERING

[As per Choice Based Credit System (CBCS) scheme]
(Effective from the academic year 2015 -2016)
SEMESTER - I/II

Subject Code	15EME14/15EME24	IA Marks	20
Number of Lecture Hours/Week	04	Exam Marks	80
Total Number of Lecture Hours	50	Exam Hours	03

CREDITS - 04

Course objectives:

Students belonging to all branches of Engineering are made to learn certain fundamental topics related to mechanical engineering so that they will have a minimum understanding of mechanical systems, equipment and process.

Module -1	**Teaching Hours**
Energy Resources : Non-renewable and renewable energy resources, **Petroleum based** solid, liquid and gaseous fuels, Calorific values of fuels, Combustion and combustion products of fuels, **Solar Power :** Solar Radiation, Solar constant (definition only), Solar Thermal energy harvesting, ex: liquid flat plate collectors, solar ponds (principle of operation only), Solar photovoltaic principle.**WindPower :**principle of operation of a typical windmill. **Hydro Power :**Principles of electric power generation from hydropowerplants, **Nuclear Power :** Principles of Nuclear power plants, **Bio Fuels :** introduction to bio fuels, examples of various biofuels used in engineering applications, Comparison of biofuels with petroleum fuels in terms of calorific value and emission. **Steam Formation and Properties :** Classification of boilers, Lancashire boiler, Babcock and Wilcox boiler, boiler mountings and accessories (No sketches for mountings and accessories), wet steam, saturated and superheated steam, specific volume, enthalpy andinternal energy. (No numerical problems in this module)	**10 Hours**

Module -2	
Turbines and IC Engines and Pumps Steam turbines : Classification, Principle of operation of Impulse and reaction turbines, Delaval's turbine, Parson's turbine. (No compounding of turbines). **Gas turbines :**Classification, Working principles and Operations of Open cycle and closed cycle gas turbines. **Water turbines :**Classification, Principles and operations of Pelton wheel, Francis turbine and Kaplan turbine **Internal Combustion Engines :**Classification, I.C. Engines parts, 2 Stroke and 4 stroke Petrol engines, 4 stroke diesel engines. P-V diagrams of Otto and Diesel cycles. Problems on indicated power, brake power, indicated thermal efficiency, brake thermal efficiency, mechanical efficiency, and specific fuel consumption, [numericals on IC Engines].	**10 Hours**
Module - 3	
Machine Tools and Automation Machine Tools Operations : Turning, facing, knurling, Thread cutting, Taper Turning by swivelling the compound rest, Drilling, Boring, Reaming, Tapping, Counter Sinking, Counter Boring, -Plane milling, End milling, Slot milling. (No sketches of Machine tools, sketches to be used only for explaining operations. Students to be shown the available machine tools in the Machine Shop of the college before explaining the operations) **Robotics and Automation :** **Robotics :**Introduction, classification based on robots configuration; Polar, cylindrical, Cartesian Coordinate and spherical. Application, Advantages, and disadvantages **Automation :**Definition, types –Fixed, Programmable & Flexible automation, NC/ CNC machines: Basic elements with simple block diagrams, advantages and disadvantages.	**10 Hours**

Module-4	
Engineering materials and joining processes : **Engineering Materials :**Types and applications of Ferrous & Nonferrous metals and alloys, **Composites :**Introduction: Definition, Classification and applications (Air craft and Automobiles) **Soldering, Brazing and Welding :** Definitions, classification and method of soldering, Brazing and welding. Differences between soldering, Brazing and Welding. Description of Electric Arc Welding and Oxy-Acetylene Welding.	**10 Hours**
Module-5	
Refrigeration, Air-Conditioning : **Refrigerants :**properties of refrigerants, list of commonly used refrigerants. Refrigeration –Definitions – Refrigerating effect, Ton of Refrigeration, Ice making capacity, COP, Relative COP, unit of Refrigeration. Principle and working of vapor compression refrigeration and vapour absorption refrigeration: Principles and applications of air conditioners, Room air conditioner.	**10 Hours**

Course outcomes:

Students shall demonstrate knowledge associated with,

1. Various Energy sources, Boilers, Prime movers such as turbines and IC engines, refrigeration and air-conditioning systems
2. Metal removal process using Lathe, drilling, Milling Robotics and Automation.
3. Fair understanding of application and usage of various engineering materials.

Question paper pattern:

- The question paper will have ten questions.
- Each full Question consisting of 16 marks
- There will be **2** full questions(with a **maximum** of **four** sub questions)

from each module.

- Each full question will have sub questions covering all the topics under a module.
- The students will have to answer **5** full questions, selecting one full question from each module.from each module.
- Each full question will have sub questions covering all the topics under a module.

Text Books:

1. V.K.Manglik, **"Elements of Mechanical Engineering"**, PHI Publications, 2013. (Module-1,2,4,5)
2. MikellP.Groover, **"Automation, Production Systems & CIM"**, 3rd Edition, PHI (Module -3)
3. K.R.Gopalkrishna, **"A text Book of Elements of Mechanical Engineering"**- Subhash Publishers, Bangalore. (Module -1,2,3,4,5)

Reference Books:

1. S.TrymbakaMurthy, **"A Text Book of Elements of Mechanical Engineering"**, 4th Edition 2006, Universities Press (India) Pvt Ltd, Hyderabad.
2. K.P.Roy, S.K.HajraChoudhury, Nirjhar Roy, **"Elements of Mechanical Engineering"**, Media Promoters & Publishers Pvt Ltd,Mumbai,7th Edition,2012
3. Pravin Kumar, **"Basic Mechanical Engineering"**, 2013 Edition, Pearson.

ENGINEERING CHEMISTRY

[As per Choice Based Credit System (CBCS) scheme]
(Effective from the academic year 2015 -2016)
SEMESTER - I/II

Subject Code	15CHE12/15CHE22	IA Marks	20
Number of Lecture Hours/Week	04	Exam Marks	80
Total Number of Lecture Hours	50	Exam Hours	03

CREDITS - 04

Course objectives:

To provide students with knowledge of engineering chemistry for building technical competence in industries, research and development in the following fields

- Electrochemistry & Battery Technology.
- Corrosion & Metal Finishing.
- Fuels & Solar energy.
- Polymers.
- Water Technology & Nano Materials.

Module -1	**Teaching Hours**
Electrochemistry and Battery Technology **Electrochemistry**: Introduction, Derivation of Nernst equation for electrode potential. Reference electrodes: Introduction, construction, working and applications of calomel and Ag / AgCl electrodes. Measurement of electrode potential using calomel electrode. Ion selective electrode: Introduction; Construction and working of glass electrode, determination of pH using glass electrode. Concentration cells: Electrolyte concentration cells, numerical problems. **Battery Technology:** Introduction, classification - primary, secondary and reserve batteries. Characteristics - cell potential, current, capacity, electricity storage density, energy efficiency, cycle	**10 hours**

life and shelf life. Construction, working and applications of Zinc-Air, Nickel- metal hydride batteries. Lithium batteries: Introduction, construction, working and applications of Li-MnO_2 and Li-ion batteries. **Fuel Cells**: Introduction, difference between conventional cell and fuel cell, limitations & advantages. Construction, working & applications of methanol-oxygen fuel cell with H_2SO_4 electrolyte.	
Module -2	

Corrosion and Metal Finishing: **Corrosion**: Introduction, electrochemical theory of corrosion, galvanic series. Factors affecting the rate of corrosion: ratio of anodic to cathodic areas, nature of metal, nature of corrosion product, nature of medium – pH, conductivity, and temperature. Types of corrosion- Differential metal, differential aeration (Pitting and water line) and stress. Corrosion control: Inorganic coatings-Anodizing of Al and phosphating; Metal coatings-Galvanization and Tinning. Cathodic protection (sacrificial anodic and impressed current methods). **Metal Finishing:** Introduction, Technological importance. Electroplating: Introduction, principles governing-Polarization, decomposition potential and overvoltage. Factors influencing the nature of electro deposit-current density, concentration of metal ion & electrolyte; pH, temperature & throwing power of plating bath; additives- brighteners, levellers, structure modifiers & wetting agents. Electroplating of Nickel (Watt's Bath) and Chromium(decorative and hard). Electro less plating: Introduction, distinction between electroplating and electro less plating, electro less plating of copper & manufacture of double sided Printed Circuit Board with copper.	**10hours**
Module - 3	

Fuels and Solar Energy: **Fuels**: Introduction, classification, calorific value- gross and net calorific values, determination of calorific value of fuel using bomb calorimeter, numerical problems. Cracking: Introduction, fluidized catalytic cracking, synthesis of petrol by Fishcher-Tropsch process, reformation of petrol, octane and cetane numbers. Gasoline and diesel knocking and their mechanism, anti knocking agents, power alcohol & biodiesel. **Solar Energy:** Introduction, utilization and conversion, photovoltaic cells- construction and working. Design of PV cells: modules, panels & arrays. Advantages & disadvantages of PV cells. Production of solar grade silicon: Union carbide process, purification of silicon (zone refining), doping of silicon-diffusion technique (n&p types).	**10 hours**
Module - 4	

Polymers: Introduction, types of polymerization: addition and condensation, mechanism of polymerization- free radical mechanism taking vinyl chloride as an example. Molecular weight of polymers: number average and weight average, numerical problems. Glass transition temperature (T_g): Factors influencing T_g-Flexibility, inter molecular forces, molecular mass, branching & cross linking and stereo regularity. Significance of T_g. Structure property relationship: crystallinity, tensile strength, elasticity & chemical resistivity. Synthesis, properties and applications of PMMA (plexi glass), Polyurethane and polycarbonate. Elastomers: Introduction, synthesis, properties and applications of Silicone rubber. Adhesives: Introduction, synthesis, properties and applications of epoxy resin. Polymer Composites: Introduction, synthesis, properties and applications of Kevlar. Conducting polymers: Introduction, mechanism of conduction in Poly aniline and applications of conducting poly aniline.	**10 hours**
Module-5	

Water Technology and Nanomaterials: **Water Technology:** Introduction**,** boiler troubles with disadvantages & prevention methods-scale and sludge formation, priming and foaming, boiler corrosion(due to dissolved O_2, CO_2 and $MgCl_2$). Determination of DO, BOD and COD, numerical problems on COD. Sewage treatment: Primary, secondary (activated sludge method) and tertiary methods. Softening of water by ion exchange process. Desalination of sea water by reverse osmosis & electro dialysis (ion selective).. **Nano Materials:** Introduction, properties (size dependent). Synthesis-bottom up approach (sol-gel, precipitation, gas condensation & chemical vapour condensation processes). Nano scale materials- carbon nano tubes, nano wires, fullerenes, dendrimers, nano rods, & nano composites.	**10 hours**

Course outcomes:

On completion of this course, students will have knowledge in:

- Electrochemical and concentration cells. Classical & modern batteries and fuel cells.
- Causes & effects of corrosion of metals and control of corrosion. Modification of surface properties of metals to develop resistance to corrosion, wear, tear, impact etc. by electroplating and electro less plating.
- Production & consumption of energy for industrialization of country and living standards of people. Utilization of solar energy for different useful forms of energy.
- Replacement of conventional materials by polymers for various applications.
- Boiler troubles; sewage treatment and desalination of sea water, and
- Over viewing of synthesis, properties and applications of nanomaterials.

Question paper pattern:

- The question paper will have ten questions.
- Each full Question consisting of 16 marks
- There will be **2** full questions(with a **maximum** of **four** sub questions) from each module.
- Each full question will have sub questions covering all the topics under a module.
- The students will have to answer **5** full questions, selecting one full question from each module.

Text Books:

1. B.S.Jai Prakash, R.Venugopal, Sivakumaraiah & Pushpa Iyengar., **"Chemistry for Engineering Students"**, Subhash Publications, Bangalore.

2. R.V.Gadag & A.Nityananda Shetty., **"Engineering Chemistry"**, I K International Publishing House Private Ltd. New Delhi.
3. P.C.Jain & Monica Jain.,**"Engineering Chemistry"**, Dhanpat Rai Publications, New Delhi.

Reference Books:

1. O.G.Palanna,**"Engineering Chemistry"**,Tata McGraw Hill Education Pvt. Ltd. New Delhi, Fourth Reprint.
2. G.A.Ozin & A.C. Arsenault, **"Nanochemistry A Chemical Approach to Nanomaterials"**, RSC publishing, 2005.
3. **"Wiley Engineering Chemistry"**, Wiley India Pvt. Ltd. New Delhi. Second Edition.
4. V.R.Gowariker, N.V.Viswanathan & J.Sreedhar., **"Polymer Science"**, Wiley-Eastern Ltd.
5. M.G.Fontana., **"Corrosion Engineering"**, Tata McGraw Hill Publishing Pvt. Ltd. New Delhi.

ENGINEERING CHEMISTRY LABORATORY

[As per Choice Based Credit System (CBCS) scheme]

(Effective from the academic year 2015 -2016)

SEMESTER - I/II

Laboratory Code	15CHEL17/15CHEL27	IA Marks	20
Number of Lecture Hours/Week	3 (1 hr Tutorial +2 hrs lab)	Exam Marks	80
Total Number of Lecture Hours	50	Exam Hours	03

CREDITS - 02

Course objectives:

- To provide students with practical knowledge of quantitative analysis of materials by classical and instrumental methods for developing experimental skills in building technical competence.

Instrumental Experiments

1. Estimation of FAS potentiometrically using standard $K_2Cr_2O_7$ solution.
2. Estimation of Copper colorimetrically.
3. Estimation of Acids in acid mixture conductometrically.
4. Determination of pKa of weak acid using pH meter.
5. Determination of Viscosity co-efficient of the given liquid using Ostwald's viscometer.
6. Estimation of Sodium and Potassium in the given sample of water using Flame Photometer.

Volumetric Experiments

1. Estimation of Total hardness of water by EDTA complexometric method.
2. Estimation of CaO in cement solution by rapid EDTA method.
3. Determination of percentage of Copper in brass using standard sodium thiosulphate solution.
4. Estimation of Iron in haematite ore solution using standard $K_2Cr_2O_7$ solution by External Indicator method.
5. Estimation of Alkalinity (OH^-, CO_3^{--} & HCO_3^-) of water using standard HCl solution.
6. Determination of COD of waste water.

Course outcomes:

On completion of this course, students will have the knowledge in,

- Handling different types of instruments for analysis of materials using small quantities of materials involved for quick and accurate results, and
- Carrying out different types of titrations for estimation of concerned in materials using comparatively more quantities of materials involved for good results

Conduction of Practical Examination:

1. All experiments are to be included for practical examination.
2. One instrumental and another volumetric experiments shall be set.
3. Different experiments shall be set under instrumental and a common experiment under volumetric.
4. **Change of experiment is allowed only once and 15% Marks allotted to the procedure part to be made zero.**

Reference Books:

1. G.H.Jeffery, J.Bassett, J.Mendham and R.C.Denney, **"Vogel's Text Book of Quantitative Chemical Analysis"**
2. O.P.Vermani & Narula, **"Theory and Practice in Applied Chemistry"**, New Age International Publisers.
3. Gary D. Christian, **"Analytical chemistry**", 6th Edition, Wiley India.

ENGINEERING MATHEMATICS-I

[As per Choice Based Credit System (CBCS) scheme]
(Effective from the academic year 2015 -2016)
SEMESTER - I/II

Subject Code	15MAT11	IA Marks	20
Number of Lecture Hours/Week	04	Exam Marks	80
Total Number of Lecture Hours	50	Exam Hours	03

CREDITS - 04

Course Objectives:

To enable the students to apply the knowledge of Mathematics in various engineering fields by making them to learn the following:

- n^{th} derivatives of product of two functions and polar curves.
- Partial derivatives
- Vector calculus
- Reduction formulae of integration; To solve First order differential equations.
- Solution of system of linear equations , quadratic forms.

Module - 1	**Hours – 10**
Differential Calculus -1: determination of nth order derivatives of Standard functions - Problems. Leibnitz's theorem (without proof) - problems. **Polar Curves** - angle between the radius vector and tangent, angle between two curves, Pedal equation of polar curves. Derivative of arc length - Cartesian, Parametric and Polar forms (without proof) - problems. Curvature and Radius of Curvature – Cartesian, Parametric, Polar and Pedal forms (without proof) -problems	
Module -2	

Differential Calculus -2 Taylor's and Maclaurin's theorems for function of one variable(statement only)- problems. Evaluation of Indeterminate forms. **Partial derivatives** – Definition and simple problems, Euler's theorem(without proof) – problems, total derivatives, partial differentiation of composite functions-problems. Definition and evaluation of Jacobians	**Hours - 10**
Module – 3	
Vector Calculus: Derivative of vector valued functions, Velocity, Acceleration and related problems, Scalar and Vector point functions. Definition of Gradient, Divergence and Curl-problems. Solenoidal and Irrotational vector fields. Vector identities - div(ϕA), curl (ϕA), curl(grad ϕ), div(curl A).	**Hours - 10**
Module-4	
Integral Calculus: Reduction formulae - $\int Sin^n x\,dx, \int Cos^n x\,dx, \int Sin^m x\,Cos^n x\,dx,$ (m and n are positive integers), evaluation of these integrals with standard limits (0 to π/2) and problems. **Differential Equations** ; **Solution of first order and first degree differential equations** – Exact, reducible to exact and Bernoulli's differential equations .Orthogonal trajectories in Cartesian and polar form. Simple problems on Newton's law of cooling.	**Hours - 10**
Module-5	

Linear Algebra	**Hours - 10**
Rank of a matrix by elementary transformations, solution of system of linear equations - Gauss-elimination method, Gauss –Jordan method and Gauss-Seidel method Eigen values and Eigen vectors, Rayleigh's power method to find the largest Eigen value and the corresponding Eigen vector. Linear transformation, diagonalisation of a square matrix . Reduction of Quadratic form to Canonical form	

Course outcomes:

On completion of this course, students are able to

- Use partial derivatives to calculate rates of change of multivariate functions.
- Analyze position, velocity, and acceleration in two or three dimensions using the calculus of vector valued functions.
- Recognize and solve first-order ordinary differential equations, Newton's law of cooling
- Use matrices techniques for solving systems of linear equations in the different areas of Linear Algebra.

Question paper pattern:

- The question paper will have ten questions.
- Each full Question consisting of 16 marks
- There will be **2** full questions(with a **maximum** of **four** sub questions) from each module.
- Each full question will have sub questions covering all the topics under a module.
- The students will have to answer **5** full questions, selecting one full question from each module.

Text Books:

1. B.S. Grewal, "**Higher Engineering Mathematics**", Khanna publishers, 42nd edition, 2013.

2. Erwin Kreyszig, "**Advanced Engineering Mathematics**I, Wiley, 2013

Reference Books:

1. B.V. Ramana, "**Higher Engineering M athematics**", Tata Mc Graw-Hill, 2006
2. N.P.Bali and Manish Goyal, "**A text book of Engineering mathematics"**, Laxmi publications, latest edition.
3. H.K. Dass and Er. RajnishVerma, "**Higher Engineerig Mathematics**", S.Chand publishing, 1st edition, 2011.

ENGINEERING MATHEMATICS-II

[As per Choice Based Credit System (CBCS) scheme]
(Effective from the academic year 2015 -2016)
SEMESTER - I/II

Subject Code	15MAT21	IA Marks	20
Number of Lecture Hours/Week	04	Exam Marks	80
Total Number of Lecture Hours	50	Exam Hours	03

CREDITS - 04

Course objectives:

To enable students to apply the knowledge of Mathematics in various engineering fields by making them to learn the following'

- Ordinary differential equations
- Partial differential equations
- Double and triple integration
- Laplace transform

Module – I	**Teaching Hours**
Linear differential equations with constant coefficients: Solutions of second and higher order differential equations - inverse differential operator method, method of undetermined coefficients and method of variation of parameters.	**10 Hours**
Module -2	
Differential equations-2: **Linear differential equations with variable coefficients:** Solution of Cauchy's and Legendre's linear differential equations. **Nonlinear differential equations** - Equations solvable for p, equations solvable for y, equations solvable for x, general and singular solutions, Clairauit's equations and equations reducible to Clairauit's form.	**10 Hours**

Module – 3	
Partial Differential equations: Formulation of Partial differential equations by elimination of arbitrary constants/functions, solution of non-homogeneous Partial differential equations by direct integration, solution of homogeneous Partial differential equations involving derivative with respect to one independent variable only. Derivation of one dimensional heat and wave equations and their solutions by variable separable method.	**10 Hours**
Module-4	
Integral Calculus: **Double and triple integrals:** Evaluation of double and triple integrals. Evaluation of double integrals by changing the order of integration and by changing into polar co-ordinates. Application of double and triple integrals to find area and volume. **. Beta and Gamma functions:** definitions, Relation between beta and gamma functions and simple problems.	**10 Hours**
Module-5	
Laplace Transform Definition and Laplace transforms of elementary functions. Laplace transforms of $e^{at}f(t)$, $t^n f(t)$ *and* $\frac{f(t)}{t}$ (without proof) , periodic functions and unit-step function- problems **Inverse Laplace Transform** Inverse Laplace Transform - problems, Convolution theorem to find the inverse Laplace transforms(without proof) and problems, solution of linear differential equations using Laplace Transforms.	**10 Hours**

Course outcomes:

On completion of this course, students are able to,

- solve differential equations of electrical circuits, forced oscillation of mass spring and elementary heat transfer.
- solve partial differential equations fluid mechanics, electromagnetic theory and heat transfer.
- Evaluate double and triple integrals to find area , volume, mass and moment of inertia of plane and solid region.
- Use curl and divergence of a vector valued functions in various applications of electricity, magnetism and fluid flows.
- Use Laplace transforms to determine general or complete solutions to linear ODE

Question paper pattern:

- The question paper will have ten questions.
- Each full Question consisting of 16 marks
- There will be **2** full questions(with a **maximum** of **four** sub questions) from each module.
- Each full question will have sub questions covering all the topics under a module.
- The students will have to answer **5** full questions, selecting one full question from each module.

Text Books:

- B. S. Grewal," Higher Engineering Mathematics", Khanna publishers, 42nd edition, 2013.
- Kreyszig, "Advanced Engineering Mathematics " - Wiley, 2013

Reference Books:

- B.V.Ramana "Higher Engineering M athematics" Tata Mc Graw-Hill, 2006
- N P Bali and Manish Goyal, "A text book of Engineering mathematics" , Laxmi publications, latest edition.

  H. K Dass and Er. Rajnish Verma ,"Higher Engineerig Mathematics", S. Chand publishing,1st edition, 2011.

ENGINEERING PHYSICS

[As per Choice Based Credit System (CBCS) scheme]
(Effective from the academic year 2015 -2016)
SEMESTER - I/II

Subject Code	15PHY12/15PHY22	IA Marks	20
Number of Lecture Hours/Week	04	Exam Marks	80
Total Number of Lecture Hours	50	Exam Hours	03

CREDITS - 04

COURSE OBJECTIVES:

The Objective of this course is to make students learn and understand basic concepts and principles of physics to analyze practical engineering problems and apply its solutions effectively and meaningfully. To understand building up of models, design issues, practical oriented skills and problem solving challenges are the great task of the course. To know about shock waves and practical applications is the prime motto to introduce new technology at the initial stage of Engineering.

Module -1	**Teaching Hours**
Modern Physics and Quantum Mechanics Black body radiation spectrum, Assumptions of quantum theory of radiation, Plank's law, Weins law and Rayleigh Jeans law, for shorter and longer wavelength limits. Wave Particle dualism, deBroglie hypothesis. Compton Effect. Matter waves and their Characteristic properties, Definition of Phase velocity and group velocity, Relation between phase velocity and group velocity, Relation between group velocity and particle velocity. Heisenberg's uncertainity principle and its application, (Non-existence of electron in the nucleus).Wave function, Properties and physical significance of wave function, Probability density and Normalization of wave function. Setting up of one dimensional time independent Schrodinger wave equation. Eigen values and Eigen functions. Application of Schrodinger wave equation for a particle in a potential well of infinite depth and for free particle.	**10 Hours**

Module -2

Electrical Properties of Materials — **10 Hours**

Free–electron concept (Drift velocity, Thermal velocity, Mean collision time, Mean free path, relaxation time). Failure of classical free electron theory. Quantum free electron theory, Assumptions, Fermi factor, density of states (qualitative only) Fermi–Dirac Statistics. Expression for electrical conductivity based on quantum free electron theory, Merits of quantum free electron theory.

Conductivity of Semi conducting materials, Concentration of electrons and holes in intrinsic semiconductors, law of mass action.

Temperature dependence of resistivity in metals and superconducting materials. Effect of magnetic field (Meissner effect). Type I and Type II superconductors–Temperature dependence of critical field. BCS theory (qualitative). High temperature superconductors. Applications of superconductors –. Maglev vehicles.

Module – 3

Lasers and Optical Fibers — **10 Hours**

Einstein's coefficients (expression for energy density). Requisites of a Laser system. Condition for laser action. Principle, Construction and working of CO_2 laser and semiconductor Laser. Applications of Laser – Laser welding, cutting and drilling. Measurement of atmospheric pollutants. Holography–Principle of Recording and reconstruction of images.

Propagation mechanism in optical fibers. Angle of acceptance. Numerical aperture. Types of optical fibers and modes of propagation. Attenuation, Block diagram discussion of point to point communication, applications.

Module-4

Crystal Structure Space lattice, Bravais lattice–Unit cell, primitive cell. Lattice parameters. Crystal systems. Direction and planes in a crystal. Miller indices. Expression for inter – planar spacing. Co-ordination number. Atomic packing factors (SC,FCC,BCC). Bragg's law, Determination of crystal structure using Bragg's X–ray difractometer. Polymarphism and Allotropy. Crystal Structure of Diamond, qualitative discussion of Pervoskites.	**10 Hours**
Module-5	
Shock waves and Science of Nano Materials Definition of Mach number, distinctions between- acoustic, ultrasonic, subsonic and supersonic waves. Description of a shock wave and its applications. Basics of conservation of mass, momentum and energy. Normal shock equations (Rankine-Hugonit equations). Method of creating shock waves in the laboratory using a shock tube, description of hand operated Reddy shock tube and its characteristics. Introduction to Nano Science, Density of states in 1D, 2D and 3D structures. Synthesis : Top–down and Bottom–up approach, Ball Milling and Sol–Gel methods. CNT – Properties, synthesis: Arc discharge, Pyrolysis methods, Applications. Scanning Electron microscope: Principle, working and applications.	**10 Hours**

Course outcomes:

On Completion of this course, students are able to –

- Learn and understand more about basic principles and to develop problem solving skills and implementation in technology.
- Gain Knowledge about Modern physics and quantum mechanics will update the basic concepts to implement the skills.
- Study of material properties and their applications is the prime role to understand and use in engineering applications and studies.
- Study Lasers and Optical fibers and its applications are to import knowledge and to develop skills and to use modern instruments in the engineering applications.
- Understand Crystal structure and applications are to boost the technical skills and its applications.
- Expose shock waves concept and its applications will bring latest technology to the students at the first year level to develop research orientation programs at higher semester level.
- Understand basic concepts of nano science and technology.

Question paper pattern:

- The question paper will have ten questions.
- Each full Question consisting of 16 marks
- There will be **2** full questions(with a **maximum** of **four** sub questions) from each module.
- Each full question will have sub questions covering all the topics under a module.
- The students will have to answer **5** full questions, selecting one full question from each module.

Text Books:

1. Wiley precise Text, **Engineering Physics,** Wiley India Private Ltd., New Delhi.
   Book series – 2014,
2. Dr. M.N. Avadhanulu, Dr. P.G.Kshirsagar, **Text Book of Engineering Physics,** S Chand Publishing, New Delhi - 2012

Reference Books:

1. S.O.Pillai, **Solid State Physics, New** Age International. Sixth Edition.
2. Chintoo S Kumar ,K Takayana and K P J Reddy, **Shock waves made simple,** Willey India Pvt. Ltd. New Delhi,2014
3. A Marikani, **Engineering Physics,** PHI Learning Private Limited, Delhi - 2013
4. Prof. S. P. Basavaraju, **Engineering Physics,** Subhas Stores, Bangalore – 2
5. V Rajendran ,**Engineering Physics,** Tata Mc.Graw Hill Company Ltd., New Delhi - 2012
6. S Mani Naidu, **Engineering Physics,** Pearson India Limited - 2014

ENGINEERING PHYSICS LAB

Laboratory Code	15PHYL17 / 15PHYL27	IA Marks	20
Labs / Instructions Hours/Week	3 (1 hr Tutorial +2 hrs lab)	Exam Marks	80
Total Number of Lecture Hours	48	Exam Hours	03
CREDITS - 02			

Course Objectives:

- The Objective of this course is to make the students gain practical knowledge to co-relate with the theoretical studies. To achieve perfectness in experimental skills and the study of practical applications will bring more confidence and ability to develop and fabricate engineering and technical equipments.
- Design of circuits using new technology and latest components and to develop practical applications of engineering materials and use of principle in the right way to implement the modern technology.

EXPERIMENTS:

1. Black box experiment; Identification of unknown passive electrical components and determine the value of Inductance and Capacitance
2. Series and parallel LCR Circuits (Determination of resonant frequency and quality factor)
3. I–V Characteristics of Zener Diode. (determination of knee voltage, zener voltage and forward resistance)
4. Characteristics of Transistor (Study of Input and Output characteristics and calculation of input resistance, output resistance and amplification factor)
5. Photo Diode Characteristics (Study of I–V characteristics in reverse bias and variation of photocurrent as a function of reverse voltage and intensity).
6. Dielectric constant (Measurement of dielectric constant).
7. Diffraction (Measurement of wavelength of laser source using diffraction grating).
8. Torsional pendulum (Determination of M.I. of wire and Rigidity modulus).
9. Determination of Fermi energy. (Measurement of Fermi energy in copper).
10. Uniform Bending Experiment (Determination of Youngs modulus of material bar).
11. Newtons Rings, (Determination of radius of curvature of plano convex lens).

12. Verification of Stefan's Law.

Course Outcomes:

On Completion of this course, students are able to –

- Develop skills to impart practical knowledge in real time solution.
- Understand principle, concept, working and application of new technology and comparison of results with theoretical calculations.
- Design new instruments with practical knowledge.
- Gain knowledge of new concept in the solution of practical oriented problems and to understand more deep knowledge about the solution to theoretical problems.
- Understand measurement technology, usage of new instruments and real time applications in engineering studies.

Note: 1) All the above twelve experiments are to be conducted

2) Two experiments are to be performed by the students in the examination

ENVIRONMENTAL STUDIES

[As per Choice Based Credit System (CBCS) scheme]

(Effective from the academic year 2015 -2016)

SEMESTER - I/II

Subject Code	15CIV18/15CIV28	IA Marks	10
Number of Lecture Hours/Week	02	Exam Marks	40
Total Number of Lecture Hours	25	Exam Hours	02

Course Objectives:

1. **To identify the major challenges in environmental issues and evaluate possible solutions.**
2. **Develop analytical skills, critical thinking and demonstrate socio-economic skills for sustainable development.**
3. **To analyze an overall impact of specific issues and develop environmental management plan.**

Module - 1

Introduction: Environment - Components of Environment Ecosystem: Types & Structure of Ecosystem, Balanced ecosystem Human Activities – Food, Shelter, And Economic & Social Security. **2 Hours**

Impacts of Agriculture & Housing Impacts of Industry, Mining & Transportation Environmental Impact Assessment, Sustainable Development. **3 Hours**

Module - 2

Natural Resources, Water resources – Availability & Quality aspects, Water borne diseases & water induced diseases, Fluoride problem in drinking water Mineral resources, Forest Wealth Material Cycles – Carbon Cycle, Nitrogen Cycle & Sulphur Cycle. **2 Hours**

Energy – Different types of energy, Conventional sources & Non Conventional sources of energy Solar energy, Hydro electric energy, Wind Energy, Nuclear energy, Biomass & Biogas Fossil Fuels, Hydrogen as an alternative energy. **3 Hours**

Module -3

Environmental Pollution – Water Pollution, Noise pollution, Land Pollution, Public Health Aspects. **2 Hours**

Global Environmental Issues: Population Growth, Urbanization, Land Management, Water & Waste Water Management. **3 Hours**

Module -4

Air Pollution & Automobile Pollution: Definition, Effects – Global Warming, Acid rain & Ozone layer depletion, controlling measures. **3 Hours**

Solid Waste Management, E - Waste Management & Biomedical Waste Management - Sources, Characteristics & Disposal methods. **2 Hours**

Module - 5

Introduction to GIS & Remote sensing, Applications of GIS & Remote Sensing in Environmental Engineering Practices. **2 Hours**

Environmental Acts & Regulations, Role of government, Legal aspects, Role of Non-governmental Organizations (NGOs) , Environmental Education & Women Education. **3 Hours**

Course Outcome:

Students will be able to,

1. Understand the principles of ecology and environmental issues that apply to air, land, and water issues on a global scale,
2. Develop critical thinking and/or observation skills, and apply them to the analysis of a problem or question related to the environment,
3. Demonstrate ecology knowledge of a complex relationship between biotic and abiotic components
4. Apply their ecological knowledge to illustrate and graph a problem and describe the realities that managers face when dealing with complex issues

Text Books:

1. Benny Joseph (2005), **"Environmental Studies"**, Tata McGraw – Hill Publishing Company Limited.
2. R.J.Ranjit Daniels and Jagadish Krishnaswamy, (2009), **"Environmental Studies",** Wiley India Private Ltd., New Delhi.
3. R Rajagopalan, **"Environmental Studies – From Crisis to Cure**", Oxford University Press, 2005,
4. Aloka Debi, **"Environmental Science and Engineering",** Universities Press (India) Pvt. Ltd. 2012.

Reference Books:

1. Raman Sivakumar, **"Principals of Environmental Science and Engineering",** Second Edition, Cengage learning Singapore, 2005
2. P. Meenakshi, **"Elements of Environmental Science and Engineering",** Prentice Hall of India Private Limited, New Delhi, 2006
3. S.M. Prakash, **"Environmental Studies",** Elite Publishers Mangalore, 2007
4. Erach Bharucha, **"Text Book of Environmental Studies"**, for UGC, University press, 2005
5. G.Tyler Miller Jr., **"Environmental Science – working with the Earth"**, Tenth Edition, Thomson Brooks /Cole, 2004
6. G.Tyler Miller Jr., **"Environmental Science – working with the Earth"**, Eleventh Edition, Thomson Brooks /Cole, 2006
7. Dr.Pratiba Sing, Dr.AnoopSingh and Dr.Piyush Malaviya, **"Text Book of Environmental and Ecology"**, Acme Learning Pvt. Ltd. New Delhi.

Functional English

Introduction	Importance of Languages	
Grammer	Parts of Speech, Usage of Preposition and Article, Punctuation	5 Hours
Tenses & Degrees of Comparison		3 Hours
Transformation of Sentences	Active-Passive, Affirmative-Negative, Exclamatory-Assertive, Interrogative-Assertive, Kinds of sentences	5 Hours
Direct-Indirect Speech		5 Hours
Vocabulary Usage	Homonyms, Correcting Spelling, One-word equivalents	7 Hours
Precis Writing		3 Hours
Essay/Report Writing		5 Hours
Letter Writing	Personal, Official, Applications	5 Hours
Idioms & Phrases	Meaning & Usage in sentences	5 Hours
Comprehension	Of an unseen passage	2 Hours
Elaboration	Expansion of ideas, proverbs	2 Hours
Presentation	Preparation of materials and presentation – step	3 Hours

Suggested Text Books:

1) SLN Sharma & K Shankaranarayana **"Basic Grammar"**, Navakarnataka Publications.
2) Jones **"New International Business English"**, published by Cambridge University Press.

Reference Books:

1) G. Sankaran, **"English Rank Scorer"**, Addone Publishing group, Thiruvanantapuram, Kerala
2) Wren & Martin **"English Grammar"**.
3) John Seely, **"Oxford Guide to Speaking and Writing**", 2000

Kannada Kali

Lesson 1 :	Introducing each other – 1. Personal Pronouns, Possessive forms, Interrogative words.
Lesson 2 :	Introducing each other – 2. Personal Pronouns, Possessive forms, Yes/No Type Interrogation
Lesson 3 :	About Ramanaya. Possessive forms of nons, dubitive question, Relative nouns
Lesson 4 :	Enquiring about a room for rent. Qualitative and quantitative adjectives.
Lesson 5 :	Enquiring about the college. Predicative forms, locative case.
Lesson 6 :	In a hotel Dative case defective verbs.
Lesson 7 :	Vegetable market. Numeral, plurals.
Lesson 8 :	Planning for a picnic. Imperative, Permissive, hortative.
Lesson 9 :	Conversation between Doctor and the patient. Verb- iru, negation – illa, non – past tense.
Lesson 10:	Doctors advise to Patient. Potential forms, no – past continuous.
Lesson 11:	Discussing about a film. Past tense, negation.
Lesson 12:	About Brindavan Garden. Past tense negation.

Lesson 13:	About routine activities of a student. Verbal Participle, reflexive form, negation.
Lesson 14:	Telephone conversation. Past and present perfect past continuous and their negation.
Lesson 15:	About Halebid, Belur. Relative participle, negation.
Lesson 16:	Discussing about examination and future plan. Simple conditional and negative
Lesson 17:	Karnataka (Lesson for reading)
Lesson 18:	Kannada Bhaashe (Lesson for reading)
Lesson 19:	Mana taruva Sangati alla (Lesson for reading)
Lesson 20:	bEku bEDagaLu (lesson for reading)

1. ಶ್ರಾವಣ (ಕವನ) ದ.ರಾ.ಬೇಂದ್ರೆ
2. ಡಾ. ವಿಶ್ವೇಶ್ವರಯ್ಯ ವ್ಯಕ್ತಿ ಮತ್ತು ಐತಿಹ್ಯ (ವ್ಯಕ್ತಿಚಿತ್ರ) ಎ.ಎನ್. ಮೂರ್ತಿರಾವ್
3. ದೋಣಿ ಹರಿಗೋಲುಗಳಲ್ಲಿ (ಪ್ರವಾಸ ಕಥನ) ಶಿವರಾಮ ಕಾರಂತ
4. ಅಣ್ಣಪ್ಪನ ರೇಷ್ಮೆ ಕಾಯಿಲೆ (ಪ್ರಬಂಧ) ಕುವೆಂಪು
5. ನಮ್ಮ ಎಮ್ಮೆಗೆ ಮಾತು ತಿಳಿಯುವುದೇ (ವಿನೋದ) ಗೋರೂರು ರಾಮಸ್ವಾಮಿ ಅಯ್ಯಂಗಾರ್
6. ಅನೆಹಳ್ಳದಲ್ಲಿ ಹುಡುಗಿಯರು(ವಿಜ್ಞಾನ ಲೇಖನ) ಬಿ.ಜಿ.ಎಲ್ ಸ್ವಾಮಿ
7. ಬೆಡ್ ನಂ. ಏಳು (ಕತೆ) ತ್ರಿವೇಣಿ
8. ರೊಟ್ಟಿ ಮತ್ತು ಕೋವಿ (ಕವನ) ಸು.ರಂ.ಎಕ್ಕುಂಡಿ
9. ಗುಬ್ಬಚ್ಚಿ ಗೂಡು (ಅಂಕಂ ಬರಹ) ಲಂಕೇಶ್
10. ಚೀಂಕ್ರ ಮೇಸ್ತ್ರಿ ಮತ್ತು ಹಾವುಮೀನು (ಪರಿಸರ ಲೇಖನ) ಕೆ.ಪೂರ್ಣಚಂದ್ರ ತೇಜಸ್ವಿ
11. ಗಾಂಧಿ (ಕತೆ) ಬೆಸಗರಹಳ್ಳಿ ರಾಮಣ್ಣ
12. ಬೆಳ್ಳಿಯ ಹಾಡು (ಕವನ) ಸಿದ್ಧಲಿಂಗಯ್ಯ
13. ಎಲ್ಲ ಹುಡುಗಿಯರ ಕನಸು (ಕವನ) ಸವಿತಾ ನಾಗಭೂಷಣ
14. ನೀರು (ಕತೆ) ಬಸವರಾಜ ಕುಕ್ಕರಹಳ್ಳಿ
15. ಕರ್ನಾಟಕ ಸಂಸ್ಕೃತಿ ಸ್ವರೂಪ (ಪರಿಚಯ ಲೇಖನ) ರಹಮತ ತರೀಕೆರೆ
16. ತಂತ್ರಜ್ಞಾನ ಕಲಿಕೆಯಲ್ಲಿ ಭಾಷೆ (ತಂತ್ರಜ್ಞಾನ ಬರಹ) ಎಸ್.ಸುಂದರ್
17. ಕೊಣವೇಗೌಡ (ಕಾವ್ಯ) ಜಾನಪದ

PROGRAMMING IN C AND DATA STRUCTURES
[As per Choice Based Credit System (CBCS) scheme]
(Effective from the academic year 2015 -2016)
SEMESTER - I/II

Subject Code	15PCD13/23	IA Marks	20
Number of Lecture Hours/Week	04	Exam Marks	80
Total Number of Lecture Hours	50	Exam Hours	03

CREDITS - 04

Course objectives:

The objectives of this course is to make students to learn basic principles of Problem solving, implementing through C programming language and to design & develop programming skills. To gain knowledge of data structures and their applications.

Module -1 : INTRODUCTION TO C LANGUAGE	**Teaching Hours**
Pseudo code solution to problem, Basic concepts in a C program, Declaration, Assignment & Print statements, Data Types, operators and expressions etc, Programming examples and exercise. **Text 1:** Chapter 2, **and** **Text 2:** 1.1, 1.2, 1.3	**10Hours**
Module -2: BRANCHING AND LOOPING	
Two way selection (if, if-else, nested if-else, cascaded if-else), switch statement, ternary operator? Go to, Loops (For, while-do, do-while) in C, break and continue, Programming examples and exercises. **Text 1:** Chapter 3**.** **&** **Text 2:** 4.4.	**10 Hours**
Module – 3: FUNCTIONS, ARRAYS AND STRINGS	
ARRAYS AND STRINGS: Using an array, Using arrays with Functions, Multi-Dimensional arrays. String: Declaring, Initializing, Printing and reading strings, string manipulation functions, String input and output functions, array of strings, Programming examples and Exercises. **Text 1:** 5.7, & **Text 2**: 7.3, 7.4, chapter 9 **FUNCTIONS**: Functions in C, Argument Passing – call by value, call by reference, Functions and program structure, location of functions, void and parameter less Functions, Recursion, Programming examples and exercises. **Text 1:** 1.7, 1.8, Chapter 4. **Text 2:** 5.1 to 5.4.	**10 Hours**

Module-4: STRUCTURES AND FILE MANAGEMENT	
Basic of structures, structures and Functions, Array of structures, structure Data types, type definition, Defining, opening and closing of files, Input and output operations, Programming examples and exercises. **Text 1:** 6.1 to 6.3. **Text 2**: 10.1 to 10.4, Chapter 11.	**10 Hours**
Module-5: POINTERS AND PREPROCESSORS & Data Structures	
Pointers and address, pointers and functions (call by reference) arguments, pointers and arrays, address arithmetic, character pointer and functions, pointers to pointer ,Initialization of pointer arrays, Dynamic memory allocations methods, Introduction to Preprocessors, compiler control Directives, Programming examples and exercises. **Text 1:** 5.1 to 5.6, 5.8. **Text 2: 12.2,** 12.3**, 13.1 to 13.7**. **Introduction to Data Structures**: Primitive and non primitive data types, Abstract data types, Definition and applications of Stacks, Queues, Linked Lists and Trees. **Text 2 : 14.1, 14.2, 14.11, 14.12, 14.13, 14.15, 14.16, 14.17, 15.1**.	**10 Hours**

Course outcomes: On completion of this course, students are able to

- Achieve Knowledge of design and development of C problem solving skills.
- Understand the basic principles of Programming in C language
- Design and develop modular programming skills.
- Effective utilization of memory using pointer technology
- Understands the basic concepts of pointers and data structures.

Question paper pattern:

- The question paper will have ten questions.
- Each full Question consisting of 16 marks
- There will be **2** full questions(with a **maximum** of **four** sub questions) from each module.
- Each full question will have sub questions covering all the topics under a module.
- The students will have to answer **5** full questions, selecting one full question from each module.

Text Books:

1. Brian W. Kernighan and Dennis M. Ritchie: The C Programming Language, 2nd Edition, PHI, 2012.
2. Jacqueline Jones & Keith Harrow: Problem Solving with C, 1st Edition, Pearson 2011.

Reference Books:

1. Vikas Gupta: Computer Concepts and C Programming, Dreamtech Press 2013.
2. R S Bichkar, Programming with C, University Press, 2012.
3. V Rajaraman: Computer Programming in C, PHI, 2013.

VISVESVARAYA TECHNOLOGICAL UNIVERSITY, BELGAUM
CHOICE BASED CREDIT SYSTEM (CBCS)
SCHEME OF TEACHING AND EXAMINATION 2015-2016

I SEMESTER B.E./B.TECH.

PHYSICS GROUP

Sl. No.	Subject Code	Subject		Teaching Department	Board	Theory /Lab/ Drawing (Hrs/ Week)	Examination Marks			Credits
							Th./Pr.	I.A.	Total	
1	15MAT11	Engineering Maths-I	BS	Maths	Basic Sc.	4 (T)	80	20	100	4
2	15PHY12	Engineering Physics	BS	Physics	Basic Sc.	4 (T)	80	20	100	4
3	15CIV13	Elements of Civil Engg. & Mechanics	ES	Civil Engg.	Civil Engg.	4 (T)	80	20	100	4
4	15EME14	Elements of Mechanical Engg.	ES	Mech. Engg.	Mech. Engg.	4 (T)	80	20	100	4
5	15ELE15	Basic Electrical Engg.	ES	E & E	E & E	4 (T)	80	20	100	4
6	15WSL16	Workshop Practice	ES	Mech., Auto, IP, IEM, Mfg. Engg.	Mech. Engg.	3(2 hrs lab+ 1 hr instruction)	80	20	100	2
7	15PHYL17	Engg. Physics Lab	BS	Physics	Basic Sc.	3(2 hrs lab+ 1 hr instruction)	80	20	100	2
8	15CPH18	Constitution of India, Professional Ethics and Human Rights (CPH)	MNC	Humanities		2 (Tutorial)	40	10	50	--
9		Language (Kan.)	Mandatory Learning	Humanities		1 (T)	-	-	-	--
						29	600	150	750	24

Note: The Subjects Kannada and English are Audit Courses

VISVESVARAYA TECHNOLOGICAL UNIVERSITY, BELGAUM
CHOICE BASED CREDIT SYSTEM (CBCS)
SCHEME OF TEACHING AND EXAMINATION 2015-2016

IISEMESTER B.E./B.TECH.

PHYSICS GROUP

Sl. No.	Subject Code	Subject		Teaching Department	Board	Theory /Lab/ Drawing (Hrs/ Week)	Examination Marks			Credits
							Th./Pr.	I.A.	Total	
1	15MAT21	Engineering Maths-II	BS	Maths	Basic Sc.	4 (T)	80	20	100	4
2	15PHY22	Engineering Physics	BS	Physics	Basic Sc.	4 (T)	80	20	100	4
3	15CIV23	Elements of Civil Engg. & Mechanics	ES	Civil Engg.	Civil Engg.	4 (T)	80	20	100	4
4	15EME24	Elements of Mechanical Engg.	ES	Mech. Engg.	Mech. Engg.	4 (T)	80	20	100	4
5	15ELE25	Basic Electrical Engg.	ES	E & E	E & E	4 (T)	80	20	100	4
6	15WSL26	Workshop Practice	ES	Mech., Auto, IP, IEM, Mfg. Engg.	Mech. Engg.	3(2 hrs lab+ 1 hr instruction)	80	20	100	2
7	15PHYL27	Engg. Physics Lab	BS	Physics	Basic Sc.	3(2 hrs lab+ 1 hr instruction)	80	20	100	2
8	15CPH28	Constitution of India, Professional Ethics and Human Rights	MNC	Humanities		2 (Tutorial)	40	10	50	--
9		Language (Kan.)	Mandatory Learning	Humanities		1 (T)	-	-	-	--
						29	600	150	750	24

Note: The Subjects Kannada and English are Audit Courses

WORKSHOP PRACTICE

[As per Choice Based Credit System (CBCS) scheme]

(Effective from the academic year 2015 -2016)

SEMESTER - I/II

Subject Code	**15WSL16/15WSL26**	IA Marks	20
Labs / Tutorial Hours/Week	3 (1 hr Tut +2 hrs lab)	Exam Marks	80
Total Number of Lecture Hours	42	Exam Hours	03

CREDITS - 02

Course objectives:

- To impart knowledge and skill to use tools, machines, equipment, and measuring instruments.
- Educate students of Safe handling of machines and tools.

Module -1	**Teaching Hours**
1. Demonstration on use of Hand Tools: V-block, Marking Gauge, Files, Hack Saw, Drills, Taps.Minimum 3 models involving Dove tail joint,Triangular joint and Semicircular joint. 2. Welding: Study of electric arc welding tools &equipments, Models: Butt Joint, Lap Joint, T joint & L-joint. 3. Sheet Metal & Soldering Work: Development & Soldering of the models: Tray, Frustum of cone, Prism(Hexagon & Pentagon),Truncated Square Pyramid, Funnel.	**3 Hours**

Course outcomes:

At the end of the course, the student will be able to:

1. Demonstrate and produce different types of fitting models.
2. Gain knowledge of development of sheet metal models with an understanding of their applications.
3. Perform soldering and welding of different sheet metal & welded joints.
4. Understand the Basics of Workshop practices.

Ref Books:

1. Elements of Workshop Technology:Vol I:Manufacturing Processes, S K Hajra.

Choudhury, A K. Hajra Choudhury,15th Edition Reprinted 2013,Media Promoters &Publishers Pvt Ltd., Mumbai.

Note: ***No mini drafters and drawing boards required. Drawings (Developments) can be doneon sketch sheets using scale , pencil and Geometrical Instruments***

VISVESVARAYA TECHNOLOGICAL UNIVERSITY
BELAGAVI

Scheme of Teaching and Examination and Syllabus
B.E. ELECTRICAL AND ELECTRONICS ENGINEERING
III TO VIII SEMESER

(Effective from Academic year 2015-16)

CATEGORIZATION FOR THE THINKING PROCESS

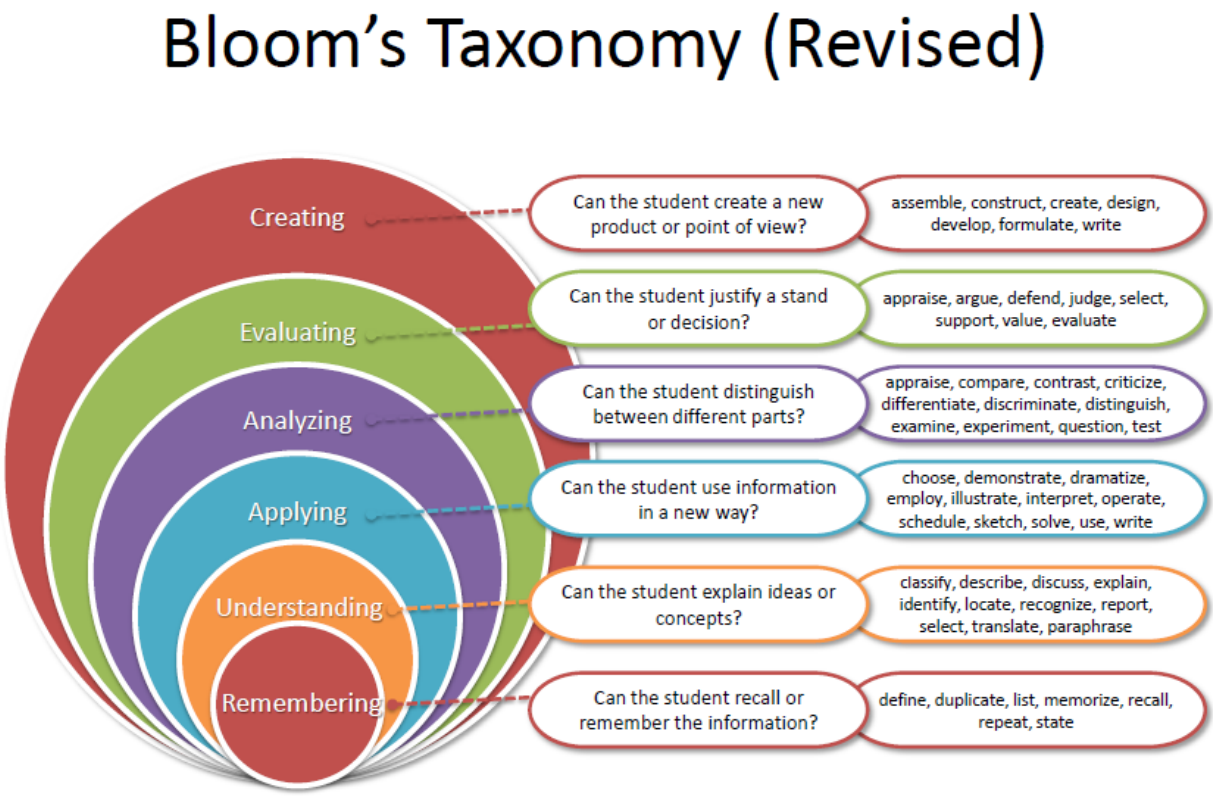

Bloom's Revised Taxonomy
Levels, Level Definitions and attributes levels
along with action verbs that can be used when developing learning outcomes.

	Level	Level Definitions and attributes	Verbs(not comprehensive)
Lower order thinking skills (LOTS)	Remembering (Knowledge) L_1	Students exhibit memory/rote memorization of previously learnt materials by recognition,recalling facts, terms, basic concepts, and simple answers. Able to remember, but not necessarily fully understanding the material.	Copy, Choose, Define, Discover, Describe, Duplicate, Enumerate, Find, How, Identify, Label, List, Locate, Listen, Memorize, Match, Name, Omit, Quote, Recall, Relate, Reproduce, Recognize, Select, Show, Spell, Tell, Tabulate, Who, When, Where etc.
	Understanding (Comprehension) L_2	Students demonstrate understanding of facts and ideas by interpreting, exemplifying, classifying, inferring, summarizing, comparing and explaining main ideas with own words.	Ask, Classify, Compare, Contrast, Demonstrate, Describe, Extend, Differentiate, Distinguish, Discuss, Express, Explain, Group, Illustrate, Infer, Interpret, Outline, Paraphrase, Rephrase, Relate, Show, Summarize, Select, Translate, Restate etc.
	Applying (Application) L_3	Students solve problems in new situations by applying acquired knowledge, facts, techniques and rules in a different way.	Calculate, Predict, Apply, Solve, Illustrate, Use, Demonstrate, Determine, Model, Build, Construct, Develop, Experiment With, Identify, Make Use Of, Organize, Plan, Select etc.
Higher order thinking skills (HOTS)	Analysing (Analysis) L_4	Students are able to examine and break information into component parts by identifying motives, causes arrangement, logic and semantics. They can make inferences and find evidence to support generalization.	Analyse, Assume, Break Down, Classify, Categorize, Conclusion, Compare, Contrast, Diagram, Discover, Dissect, Distinguish, Divide, Examine, Function, Illustrate, Inference, Inspect, List,Motive, Outline,Relationships, Simplify, Survey, Take Part In, Test For etc.
	Evaluating (Evaluation) L_5	Students are able to present and defend opinions by making judgments about information, validity of ideas, or quality of work based on a set of criteria. They can justify a decision or course of action.	Agree, Appraise, Assess, Award, Build, Create, Compose, Choose, Compare, Conclude, Criteria, Criticize, Design, Derive, Develop, Decide, Deduct, Determine, Disprove, Defend, Estimate, Formulate, Generate, Invent, Modify, Evaluate, Explain, Influence, Judge, Interpret, Justify, Mark, Measure, Perceive, Rate, Prioritize, Recommend, Rule On, Select, Support, Value etc.
	Creating (Synthesis) L_6	Students are able to compile, generate or view information,ideas or products together in a different way by combining elements in a new pattern or by proposing alternative solutions. Also, use information to form a unique product. This requires creativity and originality.	Assemble, Adapt, Anticipate, Build, Change, Choose, Combine, Collaborate, Collect, Create, Compile, Compose, Construct, Delete, Design, Develop, Discuss, Develop, Devise, Elaborate, Estimate, Formulate, Happen, Hypothesize, Imagine, Improve, Invent, Imagine, Intervene, Make Up, Maximize, Modify, Originate, Plan, Predict, Propose, Rearrange, Solve, Suppose, Substitute, Test etc.

Graduate attributes: Graduate attributes are the qualities, skills and understandings a university community agrees its students should develop during their time with the institution. These attributes include but go beyond the disciplinary expertise or technical knowledge that has traditionally formed the core of most university courses. They are qualities that also prepare graduates as agents of social good in an unknown future.

Bowden, Hart, King, Trigwell& Watts (2000)

Scheme of Teaching and Examination

VISVESVARAYA TECHNOLOGICAL UNIVERSITY, BELAGAVI

SCHEME OF TEACHING AND EXAMINATION - 2015-16

B.E. ELECTRICAL AND ELECTRONICS ENGINEERING

CHOICE BASED CREDIT SYSTEM (CBCS)

III SEMESTER

Sl. No	Subject Code	Subject (Course)	Title	Teaching Dept.	Teaching Hours /Week		Examination				Credits
					Theory	Practical/ Drawing	Duration in hours	I.A. Marks	Theory/ Practical Marks	Total Marks	
1	15MAT31	Core Subject	Engineering Mathematics-III	Mathematics	04	--	03	20	80	100	4
2	15EE32	Core Subject	Electric Circuit Analysis	EEE	04	--	03	20	80	100	4
3	15EE33	Core Subject	Transformers and Generators	EEE	04	--	03	20	80	100	4
4	15EE34	Core Subject	Analog Electronic Circuits	EEE	04	--	03	20	80	100	4
5	15EE35	Core Subject	Digital System Design	EEE	04	--	03	20	80	100	4
6	15EE36	Foundation Course	Electrical and Electronic Measurements	EEE	04	--	03	20	80	100	4
7	15EEL37	Laboratory	Electrical Machines Laboratory -1	EEE	01-Hour Instruction 02-Hour Practical		03	20	80	100	2
8	15EEL38	Laboratory	Electronics Laboratory	EEE	01-Hour Instruction 02-Hour Practical		03	20	80	100	2
				TOTAL	**Theory:24 hours Practical: 06 hours**		**24**	**160**	**640**	**800**	**28**

1. Core subject: This is the course, which is to be compulsorily studied by a student as a core requirement to complete the requirement of a programme in a said discipline of study.

2. FoundationCourse: The courses based upon the content that leads to Knowledge enhancement.

VISVESVARAYA TECHNOLOGICAL UNIVERSITY, BELAGAVI

SCHEME OF TEACHING AND EXAMINATION - 2015-16

B.E. ELECTRICAL AND ELECTRONICS ENGINEERING

CHOICE BASED CREDIT SYSTEM (CBCS)

IV SEMESTER

Sl. No	Subject Code	Subject (Course)	Title	Teaching Dept.	Teaching Hours /Week		Examination				Credits
					Theory	Practical/ Drawing	Duration in hours	I.A. Marks	Theory/ Practical Marks	Total Marks	
1	15MAT41	Core Subject	Engineering Mathematics-IV	Maths	04	--	03	20	80	100	4
2	15EE42	Core Subject	Power Generation and Economics	EEE	04	--	03	20	80	100	4
3	15EE43	Core Subject	Transmission and Distribution	EEE	04	--	03	20	80	100	4
4	15EE44	Core Subject	Electric Motors	EEE	04	--	03	20	80	100	4
5	15EE45	Core Subject	Electromagnetic Field Theory	EEE	04	--	03	20	80	100	4
6	15EE46	Foundation Course	Operational Amplifiers and Linear ICs	EEE	04	--	03	20	80	100	4
7	15EEL47	Laboratory	Electrical Machines Laboratory -2	EEE	01-Hour Instruction 02-Hour Practical		03	20	80	100	2
8	15EEL48	Laboratory	Op- amp and Linear ICs Laboratory	EEE	01-Hour Instruction 02-Hour Practical		03	20	80	100	2
				TOTAL	**Theory:24 hours Practical: 06 hours**		**24**	**160**	**640**	**800**	**28**

1. Core subject: This is the course, which is to be compulsorily studied by a student as a core requirement to complete the requirement of a programme in a said discipline of study.

2. **Foundation Course:**The courses based upon the content that leads to Knowledge enhancement.

VISVESVARAYA TECHNOLOGICAL UNIVERSITY, BELAGAVI

SCHEME OF TEACHING AND EXAMINATION - 2015-16

B.E. ELECTRICAL AND ELECTRONICS ENGINEERING

CHOICE BASED CREDIT SYSTEM (CBCS)

V SEMESTER

Sl. No	Subject Code	Subject (Course)	Title	Teaching Department	Teaching Hours /Week		Examination				Credits
					Theory	Practical/ Drawing	Duration in hours	Theory/ Practical Marks	I.A. Marks	Total Marks	
1	15EE51	Core Subject	Management and Entrepreneurship	EEE	04	--	03	80	20	100	4
2	15EE52	Core Subject	Microcontroller	EEE	04	--	03	80	20	100	4
3	15EE53	Core Subject	Power Electronics	EEE	04	--	03	80	20	100	4
4	15EE54	Core Subject	Signals and Systems	EEE	04	--	03	80	20	100	4
5	15EE55X	Professional Elective	Professional Elective – I	EEE	03	--	03	80	20	100	3
6	15EE56Y	Open Elective	Open Elective - I	EEE	03	--	03	80	20	100	3
7	15EEL57	Laboratory	Microcontroller Laboratory	EEE	01-Hour Instruction 02-Hour Practical		03	80	20	100	2
8	15EEL58	Laboratory	Power Electronics Laboratory	EEE	01-Hour Instruction 02-Hour Practical		03	80	20	100	2
			TOTAL		**Theory:22hours Practical: 06 hours**		**24**	**160**	**640**	**800**	**26**

Elective

Professional Elective		**Open Elective*** Offered by the Department of Electrical and Electronics Engineering**	
Courses under Code 15EE55X	**Title**	**Courses under Code 15EE55X**	**Title**
15EE551	Introduction to Nuclear Power	15EE561	Electronic Communication systems
15EE552	Electrical Engineering Materials	15EE562	Programmable Logic controllers
15EE553	Estimating and Costing	15EE563	Renewable Energy Systems
15EE554	Special Electrical Machines	15EE564	Business Communication

***Students can select any one of the open electives offered by any Department (Please refer to consolidated list of VTU for open electives). Selection of an open elective is not allowed provided;

- The candidate has pre – requisite knowledge.
- The candidate has not studied during I and II year of the programme.
- The syllabus content of open elective is similar to that of Departmental core courses or professional electives.
- A similar course, under any category, is prescribed in the higher semesters.

Registration to electives shall be documented under the guidance of Programme Coordinator and Adviser.

1. Core subject: This is the course, which is to be compulsorily studied by a student as a core requirement to complete the requirement of a programme in a said discipline of study.

2. Professional Elective: Electives relevant to chosen specialization/ branch.

3. Open Elective: Electives from other technical and/ or emerging subject areas.

VISVESVARAYA TECHNOLOGICAL UNIVERSITY, BELAGAVI

SCHEME OF TEACHING AND EXAMINATION - 2015-16

B.E. ELECTRICAL AND ELECTRONICS ENGINEERING

CHOICE BASED CREDIT SYSTEM (CBCS)

VI SEMESTER

Sl. No	Subject Code	Subject (Course)	Title	Teaching Department	Teaching Hours /Week		Examination				Credits
					Theory	Practical/ Drawing	Duration in hours	Theory/ Practical Marks	I.A. Marks	Total Marks	
1	15EE61	Core Subject	Control Systems	EEE	04	--	03	80	20	100	4
2	15EE62	Core Subject	Power System Analysis – 1	EEE	04	--	03	80	20	100	4
3	15EE63	Core Subject	Digital Signal Processing	EEE	04	--	03	80	20	100	4
4	15EE64	Core Subject	Electrical Machine Design	EEE	04	--	03	80	20	100	4
5	15EE65X	Professional Elective	Professional Elective – II	EEE	03	--	03	80	20	100	3
6	15EE66Y	Open Elective	Open Elective - II	EEE	03	--	03	80	20	100	3
7	15EEL67	Laboratory	Control System Laboratory	EEE	01-Hour Instruction 02-Hour Practical		03	80	20	100	2
8	15EEL68	Laboratory	Digital Signal Processing Laboratory	EEE	01-Hour Instruction 02-Hour Practical		03	80	20	100	2
				TOTAL	**Theory:22 hours Practical: 06 hours**		**24**	**160**	**640**	**800**	**26**

Elective

Professional Elective		**Open Elective*** Offered by the Department of Electrical and Electronics Engineering**	
Courses under Code 15EE65X	**Title**	**Courses under Code 15EE66Y**	**Title**
15EE651	Computer Aided Electrical Drawing	15EE661	Artificial Neural Networks and Fuzzy logic
15EE652	Advanced Power Electronics	15EE662	Sensors and Transducers
15EE653	Energy Audit and Demand side Management	15EE663	Batteries and Fuel Cells for Commercial, Military and Space Applications
15EE654	Solar and Wind Energy	15EE664	Industrial Servo Control Systems

*** Students can select any one of the open electives offered by any Department (Please refer to consolidated list of VTU for open electives). Selection of an open elective is not allowed provided;

- The candidate has pre – requisite knowledge.
- The candidate has not studied during I and II year of the programme.
- The syllabus content of open elective is similar to that of Departmental core courses or professional electives.
- A similar course, under any category, is prescribed in the higher semesters.

Registration to electives shall be documented under the guidance of Programme Coordinator and Adviser.

1. Core subject: This is the course, which is to be compulsorily studied by a student as a core requirement to complete the requirement of a programme in a said discipline of study.

2. Professional Elective: Electives relevant to chosen specialization/ branch.

3. Open Elective: Electives from other technical and/ or emerging subject areas.

VISVESVARAYA TECHNOLOGICAL UNIVERSITY, BELAGAVI

SCHEME OF TEACHING AND EXAMINATION - 2015-16

B.E. ELECTRICAL AND ELECTRONICS ENGINEERING

CHOICE BASED CREDIT SYSTEM (CBCS)

VII SEMESTER

Sl. No	Course Code	Subject (Course)	Title	Teaching Department	Teaching Hours/Week		Examination				Credits
					Theory	Practical/ Drawing	Duration in hours	I.A. Marks	Theory/ Practical Marks	Total Marks	
1	15EE71	Core Subject	Power System Analysis - 2	EEE	04	--	03	20	80	100	4
2	15EE72	Core Subject	Power System Protection	EEE	04	--	03	20	80	100	4
3	15EE73	Core Subject	High Voltage Engineering	EEE	04	--	03	20	80	100	4
4	15EE74X	Professional Elective	Professional Elective – III	EEE	04	--	03	20	80	100	3
5	15EE75Y	Professional Elective	Professional Elective – IV	EEE	04	--	03	20	80	100	3
6	15EEL76	Laboratory	Power system Simulation Laboratory	EEE	01-Hour Instruction 02-Hour Practical		03	20	80	100	2
7	15EEL77	Laboratory	Rely and High Voltage Laboratory	EEE	01-Hour Instruction 02-Hour Practical		03	20	80	100	2
8	15EEP78	Project Phase – I + Seminar		EEE	--		--	100	--	100	2
			TOTAL		**Theory:24 hours Practical: 06 hours**		**21**	**240**	**560**	**800**	**24**

Elective

Professional Elective – III		**Professional Elective – IV**	
Courses under Code 15EE74X	**Title**	**Courses under Code 15EE75Y**	**Title**
15EE741	Advanced Control Systems	15EE751	FACTs and HVDC Transmission
15EE742	Utilization of Electrical Power	15EE752	Testing and Commissioning of Power System Apparatus
15EE743	Carbon Capture and Storage	15EE753	Spacecraft Power Technologies
15EE744	Power System Planning	15EE754	Industrial Heating

1. Core subject: This is the course, which is to be compulsorily studied by a student as a core requirement to complete the requirement of a programme in a said discipline of study.

2. Professional Elective: Elective relevant to chosen specialization/ branch.

3. Project Phase –I + Seminar: Literature Survey, Problem Identification, objectives and Methodology. Submission of synopsis and seminar.

4. Internship / Professional Practice: To be carried between the VI and VIIsemester vacation or VII and VIII semester vacation period.

VISVESVARAYA TECHNOLOGICAL UNIVERSITY, BELAGAVI

SCHEME OF TEACHING AND EXAMINATION - 2015-16

B.E. ELECTRICAL AND ELECTRONICS ENGINEERING

CHOICE BASED CREDIT SYSTEM (CBCS)

VIII SEMESTER

Sl. No	Course Code	Subject (Course)	Title	Teaching Department	Teaching Hours /Week		Examination				Credits
					Theory	Practical/ Drawing	Duration in hours	I.A. Marks	Theory/ Practical Marks	Total Marks	
1	15EE81	Core Subject	Power System Operation and Control	EEE	04	--	03	20	80	100	4
2	15EE82	Core Subject	Industrial Drives and Applications	EEE	04	--	03	20	80	100	4
3	15EE83X	Professional Elective	Professional Elective – V	EEE	03	--	03	20	80	100	3
4	15EE84	Core Subject	Internship / Professional Practice	EEE	Industry Oriented		03	50	50	100	2
5	15EEP85	Core Subject	Project Work Phase -II	EEE	--	06	03	100	100	200	6
6	15EES86	Core Subject	Seminar	EEE	--	04	--	100	--	100	1
			TOTAL		**Theory:11 hours Practical: 10 hours**		**15**	**310**	**390**	**700**	**20**

Professional Elective – V

Courses under Code 15EE83X	Title
15EE831	Smart Grid
15EE832	Operation and Maintenance of Solar Electric Systems
15EE833	Integration of Distributed Generation
15EE834	Power System in Emergencies

1. Core subject: This is the course, which is to be compulsorily studied by a student as a core requirement to complete the requirement of a programme in a said discipline of study.

2. Professional Elective: Elective relevant to chosen specialization/ branch.

3. Internship / Professional Practice: To be carried between the VI and VIIsemester vacation or VII and VIII semester vacation period.

III SEMESTER DETAILED SYLLABUS

B.E ELECTRICAL AND ELECTRONICS ENGINEERING(EEE)
CHOICE BASED CREDIT SYSTEM (CBCS)
SEMESTER - III

ENGINEERING MATHEMATICS –III (Core Course)

Subject Code	15MAT31	IA Marks	20
Number of Lecture Hours/Week	04	Exam Hours	03
Total Number of Lecture Hours	50	Exam Marks	80

Credits - 04

Course objectives:

- The objectives of this course is to introduce students to the mostly used analytical and numerical methods in the different engineering fields by making them to learn Fourier series, Fourier transforms and Z-transforms, statistical methods , numerical methods to solve algebraic and transcendental equations, vector integration and calculus of variations. ■

Module-1	**Teaching Hours**
Fourier Series: Periodic functions, Dirichlet's condition, Fourier Series of periodic functions with period 2π and with arbitrary period 2c. Fourier series of even and odd functions. Half range Fourier Series, practical harmonic analysis-Illustrative examples from engineering field. ■	**10**
Revised Bloom's Taxonomy Level: L_1 – Remembering, L_2 – Understanding, L_4 – Analysing.	
Module-2	
Fourier Transforms: Infinite Fourier transforms, Fourier sine and cosine transforms. Inverse Fourier transform. **Z-transform:** Difference equations, basic definition, z-transform-definition, Standard z-transforms, Damping rule, Shifting rule, Initial value and final value theorems (without proof) and problems, Inverse z-transform. Applications of z-transforms to solve difference equations. ■	**10**
Revised Bloom's Taxonomy Level: L_2 – Understanding, L_3 – Applying, L_4 – Analysing.	
Module-3	
Statistical Methods: Review of measures of central tendency and dispersion. Correlation-Karl Pearson's coefficient of correlation-problems. Regression analysis- lines of regression (without proof) –problems Curve Fitting: Curve fitting by the method of least squares- fitting of the curves of the form, $y = ax + b, y = ax^2 + bx + c$ and $y = ae^{bx}$. Numerical Methods: Numerical solution of algebraic and transcendental equations by Regula-Falsi Method and Newton-Raphson method. ■	**10**
Revised Bloom's Taxonomy Level: L_3 – Applying.	
Module-4	
Finite differences: Forward and backward differences, Newton's forward and backward interpolation formulae. Divided differences- Newton's divided difference formula. Lagrange's interpolation formula and inverse interpolation formula (all formulae without proof)-Problems. **Numerical integration:** Simpson's $(1/3)^{th}$ and $(3/8)^{th}$ rules, Weddle's rule (without proof) – Problems. ■	**10**
Revised Bloom's Taxonomy Level: L_3 – Applying.	
Module-5	
Vector integration: Line integrals-definition and problems, surface and volume integrals-definition, Green's theorem in a plane, Stokes and Gauss-divergence theorem(without proof) and problems. **Calculus of Variations:** Variation of function and Functional, variational problems. Euler's equation, Geodesics, hanging chain, problems. ■	**10**
Revised Bloom's Taxonomy Level: L_3 – Applying, L_4 – Analysing. L_2 – Understanding, L_4 – Analysing.	

B.E ELECTRICAL AND ELECTRONICS ENGINEERING(EEE)
CHOICE BASED CREDIT SYSTEM (CBCS)
SEMESTER - III

15MAT31 ENGINEERING MATHEMATICS –III (Core Subject) (continued)

Course outcomes:

At the end of the course the student will be able to:

- Know the use of periodic signals and Fourier series to analyze circuits and system communications.
- Explain the general linear system theory for continuous-time signals and digital signal processing using the Fourier Transform and z-transform.
- Employ appropriate numerical methods to solve algebraic and transcendental equations.
- Apply Green's Theorem, Divergence Theorem and Stokes' theorem in various applications in the field of electro-magnetic and gravitational fields and fluid flow problems.
- Determine the extremals of functional and solve the simple problems of the calculus of variations. ■

Graduate Attributes (As per NBA)

Engineering Knowledge, Problem Analysis, Life-Long Learning, Accomplishment of Complex Problems.

Question paper pattern:

- The question paper will have ten full questions carrying equal marks. Each full question consisting of 16 marks.
- There will be two full questions (with a maximum of four sub questions) from each module.
- Each full question will have sub question covering all the topics under a module.
- The students will have to answer five full questions, selecting one full question from each module.

Text Books

1	Higher Engineering Mathematics	B.S. Grewal	Khanna Publishers	43rd Edition, 2015
2	Advanced Engineering Mathematics	E. Kreyszig	John Wiley & Sons	10thEdition, 2015

Reference books

3	A Text Book of Engineering Mathematics	N.P.Bali and Manish Goyal	Laxmi Publishers	7th Edition, 2010
4	Higher Engineering Mathematics	B.V.Ramana	Tata McGraw-Hill	2006
5	Higher Engineering Mathematics	H. K.DassEr. RajnishVerma	S.Chand	First Edition,2011

Web links and Video Lectures:

1. http://nptel.ac.in/courses.php?disciplineID=111
2. http://wwww.khanacademy.org/
3. http://www.class-central.com/subject/math

B.E ELECTRICAL AND ELECTRONICS ENGINEERING(EEE)
CHOICE BASED CREDIT SYSTEM (CBCS)
SEMESTER - III

ELECTRIC CIRCUIT ANALYSIS (Core Subject)

Subject Code	15EE32	IA Marks	20
Number of Lecture Hours/Week	04	Exam Hours	03
Total Number of Lecture Hours	50	Exam Marks	80

Credits - 04

Course objectives:

- To familiarize the basic laws, source transformations, theorems and the methods of analysing electrical circuits.
- To explain the concept of coupling in electric circuits and resonance.
- To familiarize the analysis of three-phase circuits, two port networks and networks with non-sinusoidal inputs.
- To analyze the transient response of circuits with dc and sinusoidal ac input.
- To impart basic knowledge on network analysis using Laplace transforms. ■

Module-1		**Teaching Hours**
Basic Concepts: Active and passive elements, Concept of ideal and practical sources. Source transformation and Source shifting, Concept of Super Mesh and Super node analysis. Analysis of networks by (i) Network reduction method including star – delta transformation, (ii) Mesh and Node voltage methods for ac and dc circuits with independent and dependent sources. Equilibrium equations using KCL and KVL, Duality. **Resonant Circuits:** Analysis of simple series RLC and parallel RLC circuits under resonances. Resonant frequency, Bandwidth and Quality factor at resonance. Practical RL-RC circuits.■		**10**
Revised Bloom's Taxonomy Level	L_1 – Remembering, L_2 – Understanding, L_3 – Applying, L_4 – Analysing.	
Module-2		
Network Theorems: Analysis of networks, with and without dependent ac and dc sources by Thevenin's and Norton's theorems. Analysis of ac and dc circuits for maximum power transfer to resistive and complex loads. Application of Millman's theorem and Super Position theorem to multisource networks. Reciprocity theorem and its application. ■		**10**
Revised Bloom's Taxonomy Level	L_1 – Remembering, L_2 – Understanding, L_3 – Applying, L_4 – Analysing.	
Module-3		
Transient Analysis: Review of ordinary linear non homogeneous first and second order differential equations with constant coefficients. Transient analysis of ac and dc circuits by classical method. Transient analysis of dc and ac circuits. Behaviour of circuit elements under switching action ($t = 0$ and $t = \infty$). Evaluation of initial conditions. ■		**10**
Revised Bloom's Taxonomy Level	L_2 – Understanding, L_3 – Applying, L_4 – Analysing, L_5 – Evaluating.	
Module-4		
Laplace Transformation: Laplace transformation (LT), LT of Impulse, Step, Ramp, Sinusoidal signals and shifted functions. Waveform synthesis. Initial and Final value theorems. Laplace Transform of network and time domain solution for RL, RC and RLC networks for ac and dc excitations. ■		**10**
Revised Bloom's Taxonomy Level	L_1 – Remembering, L_2 – Understanding, L_3 – Applying, L_4 – Analysing.	
Module-5		
Unbalanced Three phase systems: Analysis of three phase systems, calculation of real and reactive powers. **Two Port networks:** Definition, Open circuit impedance, Short circuit admittance and Transmission parameters and their evaluation for simple circuits. Network functions of one port and two port		**10**

B.E ELECTRICAL AND ELECTRONICS ENGINEERING(EEE)
CHOICE BASED CREDIT SYSTEM (CBCS)
SEMESTER - III

15EE32 ELECTRIC CIRCUIT ANALYSIS (Core Course) (continued)

Module-5(continued)		**Teaching Hours**
Two Port networks (continued): networks, properties of poles and zeros of network functions. **Complex Wave analysis:** Analysis of simple circuits with non-sinusoidal excitation. ■		
Revised Bloom's Taxonomy Level	L_1 – Remembering, L_2 – Understanding, L_3 – Applying, L_4 – Analysing.	

Course outcomes:

At the end of the course the student will be able to:

- Apply knowledge of mathematics, science, and engineering to the analysis and design of electrical circuits.
- Identify, formulate, and solve engineering problems in the area circuits and systems.
- Analyze the solution and infer the authenticity of it.

Graduate Attributes (As per NBA)

Engineering Knowledge, Problem analysis.

Question paper pattern:

- The question paper will have ten questions.
- Each full question is for 16 marks.
- There will be 2full questions (with a maximum of four sub questions in one full question) from each module.
- Each full question with sub questions will cover the contents under a module.
- Students will have to answer 5 full questions, selecting one full question from each module. ■

Text/Reference Books

1	Engineering Circuit Analysis	William H Hayt et al	McGraw Hill	8th Edition,2014
2	Engineering Circuit Analysis	J David Irwin et al	Wiley India	10th Edition,2014
3	Fundamentals of Electric Circuits	Charles K Alexander Matthew N O Sadiku	McGraw Hill	5th Edition,2013
4	Network Analysis	M.E. Vanvalkenburg	Pearson	3rd Edition,2014
5	Electric Circuits	MahmoodNahvi	McGraw Hill	5th Edition,2009
6	Introduction to Electric Circuits	Richard C Dorf and James A Svoboda	Wiley	9th Edition,2015
7	Circuit Analysis; Theory and Practice	Allan H Robbins Wilhelm C Miller	Cengage	5th Edition,2013

B.E ELECTRICAL AND ELECTRONICS ENGINEERING(EEE)
CHOICE BASED CREDIT SYSTEM (CBCS)
SEMESTER - III

TRANSFORMERS AND GENERATORS (Core Course)

Subject Code	15EE33	IA Marks	20
Number of Lecture Hours/Week	04	Exam Hours	03
Total Number of Lecture Hours	50	Exam Marks	80

Credits - 04

Course objectives:

- To understand the concepts of transformers and their analysis.
- To suggest a suitable three phase transformer connection for a particular operation.
- To understand the concepts of generator and to evaluate their performance.
- To explain the requirement for the parallel operation of transformers and synchronous generators.■

Module-1	**Teaching Hours**
Single phase Transformers: Review of Principle of operation, constructional details of shell type and core type single-phase transformers, EMF equation, losses and commercial efficiency, conditions for maximum efficiency (No question shall be set from the review portion). Salient features of ideal transformer, operation of practical transformer under no - load and on - load with phasor diagrams. Equivalent circuit, Open circuit and Short circuit tests, calculation of equivalent circuit parameters and predetermination of efficiency- commercial and all-day. Voltage regulation and its significance. **Three-phase Transformers:** Introduction, Constructional features of three-phase transformers. Choice between single unit three-phase transformer and a bank of three single-phase transformers. Transformer connection for three phase operation – star/star, delta/delta, star/delta, zigzag/star and V/V, choice of connection. Phase conversion - Scott connection for three-phase to two-phase conversion. Labelling of three-phase transformer terminals, vector groups. Equivalent circuit of three phase transformers. ■	**10**
Revised Bloom's Taxonomy Level: L_1 – Remembering, L_2 – Understanding, L_3 – Applying, L_4 – Analysing.	
Module-2	
Parallel Operation of Transformers: Necessity of Parallel operation, conditions for parallel operation – Single phase and three phase. Load sharing in case of similar and dissimilar transformers. **Autotransformers and Tap changing transformers:** Introduction to auto transformer - copper economy, equivalent circuit, three phase auto connection and voltage regulation. Voltage regulation by tap changing – off circuit and on load. **Tertiary winding Transformers:** Necessity of tertiary winding, equivalent circuit and voltage regulation, tertiary winding in star/star transformers, rating of tertiary winding.■	**10**
Revised Bloom's Taxonomy Level: L_2 – Understanding, L_3 – Applying, L_4 – Analysing.	
Module-3	
Transformers (continuation): Cause and effects of harmonics, Current inrush in transformers, noise in transformers. Objects of testing transformers, polarity test, Sumpner's test. **Direct current Generator –** Review of construction, types, armature windings, relation between no load and terminal voltage (No question shall be set from the review portion). Armature reaction, Commutation and associated problems, no load and full load characteristics. Reasons for reduced dependency on dc generators. **Synchronous generators-** Review of construction and operation of salient & non-salient pole synchronous generators (No question shall be set from the review portion). Armature windings, winding factors, emf equation. Harmonics – causes, reduction and elimination. Armature reaction, Synchronous reactance, Equivalent circuit.■	**10**
Revised Bloom's Taxonomy Level: L_2 – Understanding, L_3 – Applying, L_4 – Analysing, L_5 – Evaluating.	
Module-4	
Synchronous generators (continuation): Generator load characteristic. Voltage regulation, excitation control for constant terminal voltage. Generator input and output. Parallel operation of	**10**

B.E ELECTRICAL AND ELECTRONICS ENGINEERING(EEE)
CHOICE BASED CREDIT SYSTEM (CBCS)
SEMESTER - III

15EE33 TRANSFORMERS AND GENERATORS (Core Course) (continued)

Module-4(continued)		**Teaching Hours**
Synchronous generators(continuation): generators and load sharing. Synchronous generator on infinite bus-bars – General load diagram, Electrical load diagram, mechanical load diagram, O – curves and V – curves. Power angle characteristic and synchronizing power. **Synchronous generators(continuation):** Effects of saliency, two-reaction theory, Direct and Quadrature reactance, power angle diagram, reluctance power, slip test. ■		
Revised Bloom's Taxonomy Level	L_1 – Remembering, L_2 – Understanding, L_3 – Applying, L_4 – Analysing.	
Module-5		
Synchronous generators(continuation): Open circuit and short circuit characteristics, Assessment of reactance- short circuit ratio, synchronous reactance, adjusted synchronous reactance and Potier reactance. Voltage regulation by EMF, MMF, ZPF and ASA methods. **Performance of synchronous generators:** Capability curve for large turbo generators and salient pole generators. Starting, synchronizing and control. Hunting and dampers. ■		**10**
Revised Bloom's Taxonomy Level	L_1 – Remembering, L_2 – Understanding, L_3 – Applying, L_4 – Analysing.	

Course outcomes:

At the end of the course the student will be able to:

- Explain the construction and operation and performance of transformers.
- Explain different connections for the three phase operations, their advantages and applications.
- Explain the construction and operation of Synchronous machines and evaluate the regulation of synchronous machines by different methods.
- Analyze the operation of the synchronous machine connected to infinite machine.

Graduate Attributes (As per NBA)

Engineering Knowledge, Problem analysis.

Question paper pattern:

- The question paper will have ten questions.
- Each full question is for 16 marks.
- There will be 2full questions (with a maximum of four sub questions in one full question) from each module.
- Each full question with sub questions will cover the contents under a module.
- Students will have to answer 5 full questions, selecting one full question from each module.■

Text/Reference Books

1	Electric Machines	D. P. Kothari, et al	McGraw Hill	4th Edition, 2011
2	Performance and Design of A.C. Machines	M. G. Say	CBS Publishers	3rd Edition, 2002
3	Principles of Electric Machines and power Electronics	P.C.Sen	Wiley	2nd Edition, 2013
4	Electric Machines	MulukuntlaS.Sarma,at el	Cengage	1st Edition, 2009
5	Electrical Machines, Drives and Power systems	Theodore Wildi	Pearson	6th Edition, 2014
6	Electrical Machines	M.V. Deshpande	PHI Learning	1st Edition, 2013
7	Electrical Machines	AbhijitChakrabarti et al	McGraw Hill	1st Edition, 2015
8	A Textbook of Electrical Machines	K.R.SiddapuraD.B.Raval	Vikas	1st Edition, 2014

B.E ELECTRICAL AND ELECTRONICS ENGINEERING (EEE)
CHOICE BASED CREDIT SYSTEM (CBCS)
SEMESTER - III

ANALOG ELECTRONIC CIRCUITS (Core Course)

Subject Code	15EE34	IA Marks	20
Number of Lecture Hours/Week	04	Exam Hours	03
Total Number of Lecture Hours	50	Exam Marks	80

Credits - 04

Course objectives:

- Provide the knowledge for the analysis of diode and transistor circuits.
- Develop skills to design the electronic circuits like amplifiers and oscillators.
- Highlight the importance of FET and MOSFET.■

Module-1		**Teaching Hours**
Diode Circuits: Review of diodes as rectifiers (No question shall be set from review portion). Diode clipping and clamping circuits. **Transistor biasing and stabilization**: Operating point, analysis and design of fixed bias circuit, self-bias circuit, Emitter stabilized bias circuit, voltage divider bias circuit, stability factor of different biasing circuits. Problems. **Transistor switching circuits:** Transistor switching circuits,PNP transistors, thermal compensation techniques. ■		**10**
Revised Bloom's Taxonomy Level	L_1 – Remembering, L_2 – Understanding, L_3 – Applying.	
Module-2		
Transistor at low frequencies: BJT transistor modelling, CE fixed bias configuration, voltage divider bias, emitter follower, CB configuration, collector feedback configuration, analysis using h – parameter model, relation between h – parameters model of CE, CC and CB modes, Millers theorem and its dual. **Transistor frequency response:** General frequency considerations, low frequency response, Miller effect capacitance, high frequency response, multistage frequency effects. ■		**10**
Revised Bloom's Taxonomy Level	L_2 – Understanding, L_3 – Applying, L_4 – Analysing, L_5 – Evaluating.	
Module-3		
Multistage amplifiers: Cascade and cascode connections, Darlington circuits, analysis and design. **Feedback amplifiers:** Feedback concept, different types, practical feedback circuits, analysis and design of feedback circuits. ■		**10**
Revised Bloom's Taxonomy Level	L_1 – Remembering, L_2 – Understanding, L_3 – Applying, L_4 – Analysing.	
Module-4		
Power amplifiers: Amplifier types, analysis and design of different power amplifiers, distortion in power amplifiers. **Oscillators:** Principle of operation, analysis and derivation of frequency of oscillation of phase shift oscillator, Wien bridge oscillator, RF and crystal oscillator and frequency stability. ■		**10**
Revised Bloom's Taxonomy Level	L_1 – Remembering, L_2 – Understanding, L_3 – Applying, L_4 – Analysing.	
Module-5		
FETs: Construction, working andcharacteristics of JFET and MOSFET. Biasing of JFET and MOSFET, JFET and MOSFET amplifiers, analysis and design. ■		**10**
Revised Bloom's Taxonomy Level	L_1 – Remembering, L_2 – Understanding, L_3 – Applying, L_4 – Analysing.	

B.E ELECTRICAL AND ELECTRONICS ENGINEERING(EEE)
CHOICE BASED CREDIT SYSTEM (CBCS)
SEMESTER - III

15EE34 ANALOG ELECTRONIC CIRCUITS (Core Subject) (continued)

Course outcomes:

At the end of the course the student will be able to:

- Utilize the characteristics of transistor for different applications.
- Design and analyze biasing circuits for transistor.
- Design, analyze and test transistor circuitry as amplifiers and oscillators.

Graduate Attributes (As per NBA)

Engineering Knowledge, Problem Analysis, Modern tool usage,Ethics.

Question paper pattern:

- The question paper will have ten questions.
- Each full question is for 16 marks.
- There will be 2full questions (with a maximum of four sub questions in one full question) from each module.
- Each full question with sub questions will cover the contents under a module.
- Students will have to answer 5 full questions, selecting one full question from each module.■

Text/Reference Books

1	Electronic Devices and Circuit Theory	Robert L Boylestad Louis Nashelsky	Pearson	11th Edition, 2015
2	Integrated Electronics, Analysis and Digital Circuits and Systems	Jacob Millman et al	McGraw Hill	2nd Edition, 2009
3	Electronic Devices and Circuits	David A Bell	Oxford University Press	5th Edition, 2008
4	Microelectronics Circuits Analysis and Design	Muhammad Rashid	Cengage Learning	2nd Edition, 2014
5	A Text Book of Electrical Technology, Electronic Devices and Circuits	B.L. Theraja, A.K. Theraja,	S. Chand	Reprint, 2013
6	Electronic Devices and Circuits	Anil K. Maini VashaAgarval	Wiley	1st Edition, 2009
7	Electronic Devices and Circuits	S.Salivahanan N.Suresh	McGraw Hill	3rd Edition, 2013
8	Fundamentals of Analog Circuits	Thomas L Floyd	Pearson	2nd Edition, 2012

B.E ELECTRICAL AND ELECTRONICS ENGINEERING(EEE)
CHOICE BASED CREDIT SYSTEM (CBCS)
SEMESTER - III

DIGITAL SYSTEM DESIGN(Core Course)

Subject Code	15EE35	IA Marks	20
Number of Lecture Hours/Week	04	Exam Hours	03
Total Number of Lecture Hours	50	Exam Marks	80

Credits - 04

Course objectives:

- To impart the knowledge of combinational circuit design.
- To impart the knowledge of Sequential circuit design.
- To provide the basic knowledge about VHDL & its use.■

Module-1	**Teaching Hours**
Principles of combinational logic: Definition of combinational, canonical forms, Generation of switching equations from truth tables, Karnaugh maps-3, 4 and 5 variables. Incompletely specified functions (Don't care terms). Simplifying max - term equations. Quine -McClusky minimization technique, Quine - McClusky using don't care terms, Reduced Prime Implicant tables, Map entered variables. ■	**10**
Revised Bloom's Taxonomy Level: L_1 – Remembering, L_2 – Understanding, L_3 – Applying.	
Module-2	
Analysis and design of Combinational Logic: General approach, Decoders-BCD decoders, Encoders. Digital multiplexers-using multiplexers as Boolean function generators. Adders and Subtractors-Cascading full adders, Look ahead carry, Binary comparators. Design methods of building blocks of combinational logics.■	**10**
Revised Bloom's Taxonomy Level: L_1 – Remembering, L_2 – Understanding, L_3 – Applying, L_4 – Analysing.	
Module-3	
Sequential Circuits: Basic Bistable element, Latches, SR latch, application of SR latch, A Switch debouncer, The SR latch, The gated SR latch. The gated D Latch, The Master-Slave Flip-Flops (Pulse-Triggered Flip-Flops): The master-slave SR Flip-Flops, The master-slave JK Flip-Flop, Edge Triggered Flip-flop: The Positive Edge-Triggered D Flip-Flop, Negative-Edge Triggered D Flip-Flop. Characteristic equations, Registers, Counters-Binary Ripple Counter, Synchronous Binary counters, Counters based on Shift Registers, Design of a Synchronous counters, Design of a Synchronous Mod-6 counters using clocked JK Flip-Flops Design of a Synchronous Mod-6 counter using clocked D, T, or SR Flip-Flops. ■	**10**
Revised Bloom's Taxonomy Level: L_1 – Remembering, L_2 – Understanding, L_3 – Applying, L_4 – Analysing.	
Module-4	
Sequential Design: Introduction, Mealy and Moore models, State machine notation, synchronous sequential circuit analysis and design. Construction of state Diagrams, Counters Design. ■	**10**
Revised Bloom's Taxonomy Level: L_1 – Remembering, L_2 – Understanding, L_3 – Applying, L_4 – Analysing.	
Module-5	
HDL: Introduction, A brief history of HDL, Structure of HDL Module, Operators, Data types, Types of Descriptions, Simulation and synthesis, Brief comparison of VHDL and Verilog. **Data-Flow Descriptions**: Highlights of Data flow descriptions, Structure of data-flow description, Data type-vectors. ■	**10**
Revised Bloom's Taxonomy Level: L_1 – Remembering, L_2 – Understanding, L_3 – Applying.	

B.E ELECTRICAL AND ELECTRONICS ENGINEERING(EEE)
CHOICE BASED CREDIT SYSTEM (CBCS)
SEMESTER - III

15EE35 DIGITAL SYSTEM DESIGN (Core Course) (continued)

Course outcomes:

At the end of the course the student will be able to:

- Design and analyze combinational & sequential circuits
- Design circuits like adder, sub tractor, code converter etc.
- Understand counters and sequence generators.

Graduate Attributes (As per NBA)

Engineering Knowledge,Problem Analysis,Modern tool usage,Ethics.

Question paper pattern:

- The question paper will have ten questions.
- Each full question is for 16 marks.
- There will be 2full questions (with a maximum of four sub questions in one full question) from each module.
- Each full question with sub questions will cover the contents under a module.
- Students will have to answer 5 full questions, selecting one full question from each module.■

Text/Reference Books

1	Digital Logic Applications and	John M Yarbrough	CengageLearn	2011
2	Digital Principles and Design	Donald D Givone	McGraw Hill	1st Edition, 2002
3	Logic and computer design Fundamentals	M. Morries Mano and Charles Kime	Pearson Learning	4th Edition, 2014
4	Fundamentals of logic design	Charles H Roth, JR and Larry L. Kinney	Cengage Learning	6th Edition, 2013
5	Fundamentals of Digital Circuits	A. Anand Kumar	PHI	3rd Edition, 2014
6	Digital Logic Design and VHDL	A.A.Phadke, S.M.Deokar	Wiley India	1st Edition, 2009
7	Digital Circuits and Design	D.P.KothariJ.S.Dhillon	Pearson	First Print 2015
8	HDL Programming (VHDL and Verilog)	Nazeih M. Botros	Cengage Learning	1st Edition, 2011
9	Circuit Design and Simulation with VHDL	Volnei A Pedroni	PHI	2nd Edition,

B.E ELECTRICAL AND ELECTRONICS ENGINEERING(EEE)
CHOICE BASED CREDIT SYSTEM (CBCS)
SEMESTER - III

ELECTRICAL AND ELECTRONIC MEASUREMENTS (Foundation Course)

Subject Code	15EE36	IA Marks	20
Number of Lecture Hours/Week	04	Exam Hours	03
Total Number of Lecture Hours	50	Exam Marks	80

Credits - 04

Course objectives:

- To understand the concept of units and dimensions.
- To measure resistance, inductance, capacitance by use of different bridges.
- To study the construction and working of various meters used for measurement.
- To have the working knowledge of electronic instruments and display devices. ■

Module-1	**Teaching Hours**
Units and Dimensions: Review of fundamental and derived units. SI units (No question shall be set from the review portion). Dimensional equations, problems. **Measurement of Resistance:** Wheatstone's bridge, sensitivity, limitations. Kelvin's double bridge. Earth resistance measurement by fall of potential method and by using Megger. **Measurement of Inductance and Capacitance:** Sources and detectors, Maxwell's inductance bridge, Maxwell's inductance and capacitance bridge, Hay's bridge, Anderson's bridge, Desauty's bridge, Schering bridge. Shielding of bridges. Problems. ■	**10**
Revised Bloom's Taxonomy Level: L_1 – Remembering, L_2 – Understanding, L_3 – Applying.	
Module-2	
Measurement of Power, Energy, Power factor and Frequency: Review ofDynamometer wattmeter construction and operation (No question shall be set from the review portions), Torque expression, Errors and minimization, UPF and LPF wattmeters. Measurement of real and reactive power in 3 phase circuits. Review of Induction type energy meter construction and operation (No question shall be set from the review portions)]. Errors, adjustments and calibration of single and three phase energy meters, Problems. Construction and operation of single-phase and three phase dynamometer type power factor meter. Weston frequency meter and phase sequence indicator. ■	**10**
Revised Bloom's Taxonomy Level: L_1 – Remembering, L_2 – Understanding, L_3 – Applying, L_4 – Analysing.	
Module-3	
Extension of Instrument Ranges: Desirable features of ammeters and voltmeters.Shunts and multipliers. Construction and theory of instrument transformers, Desirable characterises, Errors of CT and PT. Turns compensation, Illustrative examples, Silsbee's method of testing CT. **Magnetic measurements:** Introduction, measurement of flux/ flux density, magnetising force and leakage factor. Hopkinson permeameter. Measurement of iron loss by wattmeter method. A brief discussion on measurement of air gap flux and field strength.■	**10**
Revised Bloom's Taxonomy Level: L_1 – Remembering, L_2 – Understanding, L_3 – Applying, L_4 – Analysing.	
Module-4	
Electronic and digital Instruments: Introduction. Essentials of electronic instruments, Advantages of electronic instruments. True rms reading voltmeter. Electronic multimeters. Digital voltmeters (DVM) - Ramp type DVM, Integrating type DVM, Continuous – balance DVM and Successive - approximation DVM. Q meter. Principle of working of electronic energy meter (block diagram treatment), extra features offered by present day meters and their significance in billing.■	**10**
Revised Bloom's Taxonomy Level: L_1 – Remembering, L_2 – Understanding.	

B.E ELECTRICAL AND ELECTRONICS ENGINEERING(EEE)
CHOICE BASED CREDIT SYSTEM (CBCS)
SEMESTER - III

15EE36 ELECTRICAL AND ELECTRONIC MEASUREMENTS (Foundation Course) (continued)

Module-5	**Teaching Hours**
Display Devices: Introduction, character formats, segment displays, Dot matrix displays, Bar graph displays. Cathode ray tubes, Light emitting diodes, Liquid crystal displays, Nixes, Incandescent, Fluorescent, Liquid vapour and Visual displays. Display multiplexing and zero suppression. **Recording Devices:** Introduction, Strip chart recorders, Galvanometer recorders, Null balance recorders, Potentiometer type recorders, Bridge type recorders, LVDT type recorders, Circular chart and xy recorders. Magnetic tape recorders, Direct recording, Frequency modulation recording, Pulse duration modulation recording, Digital tape recording, Ultraviolet recorders. Biomedical recorders, Electro Cardio Graph (ECG),Electroencephalograph, Electromyograph. Noise in reproduction. ■	**10**
Revised Bloom's Taxonomy Level	L_1 – Remembering, L_2 – Understanding.

Course outcomes:

At the end of the course the student will be able to:

- Explain the importance of units and dimensions.
- Measure resistance, inductance and capacitance by different methods.
- Explain the working of various meters used for measurement of power and energy.
- Explain the working of different electronic instruments and display devices.

Graduate Attributes (As per NBA)

Engineering Knowledge

Question paper pattern:

- The question paper will have ten questions.
- Each full question is for 16 marks.
- There will be 2full questions (with a maximum of four sub questions in one full question) from each module.
- Each full question with sub questions will cover the contents under a module.
- Students will have to answer 5 full questions, selecting one full question from each module.■

Text/Reference Books

1	Electrical and electronic Measurements and Instrumentation	A.K. Sawhney	DhanpatRai and Co	10th Edition
2	A Course in Electronics and Electrical Measurements and Instrumentation	J. B. Gupta	Katson Books	2013 Edition
3	Electrical and electronic Measurements and Instrumentation	Er.R.K. Rajput	S Chand	5th Edition, 2012
4	Electrical Measuring Instruments and Measurements	S.C. Bhargava	BS Publications	2013
5	Modern Electronic Instrumentation and Measuring Techniques	Cooper D and A.D. Heifrick	Pearson	First Edition, 2015
6	Electronic Instrumentation and Measurements	David A Bell	Oxford University	3rd Edition, 2013
7	Electronic Instrumentation	H.S.Kalsi	McGraw Hill	3rd Edition,2010

B.E ELECTRICAL AND ELECTRONICS ENGINEERING(EEE)
CHOICE BASED CREDIT SYSTEM (CBCS)
SEMESTER - III

ELECTRICAL MACHINES LABORATORY - 1

Subject Code	15EEL37	IA Marks	20
Number ofPracticalHours/Week	03	Exam Hours	03
Total Number of PracticalHours	42	Exam Marks	80

Credits - 02

Course objectives:

- Conducting of different tests on transformers and synchronous machines and evaluation of their performance.
- Verify the parallel operation of two single phase transformers.
- Study the connection of single phase transformers for three phase operation and phase conversion.
- Study of synchronous generator connected to infinite bus. ■

Sl. NO	Experiments
1	Open Circuit and Short circuit tests on single phase step up or step down transformer and predetermination of (i) Efficiency and regulation (ii) Calculation of parameters of equivalent circuit.
2	Sumpner's test on similar transformers and determination of combined and individual transformer efficiency.
3	Parallel operation of two dissimilar single-phase transformers of different kVA and determination of load sharing and analytical verification given the Short circuit test data.
4	Polarity test and connection of 3 single-phase transformers in star – delta and determination of efficiency and regulation under balanced resistive load.
5	Comparison of performance of 3 single-phase transformers in delta – delta and V – V (open delta) connection under load.
6	Scott connection with balanced and unbalanced loads.
7	Separation of hysteresis and eddy current losses in single phase transformer.
8	Voltage regulation of an alternator by EMF and MMF methods.
9	Voltage regulation of an alternator by ZPF method.
10	Slip test – Measurement of direct and quadrature axis reactance and predetermination of regulation of salient pole synchronous machines.
11	Performance of synchronous generator connected to infinite bus, under constant power and variable excitation & vice - versa.
12	Power angle curve of synchronous generator.

Revised Bloom's Taxonomy Level	L_3 – Applying, L_4 – Analysing, L_5 – Evaluating, L_6 – Creating

Course outcomes:

At the end of the course the student will be able to:

- Conduct different tests on transformers and synchronous generators and evaluate their performance.
- Connect and operate two single phase transformers of different KVA rating in parallel.
- Connect single phase transformers for three phase operation and phase conversion.
- Assess the performance of synchronous generator connected to infinite bus.

Graduate Attributes (As per NBA)

Engineering Knowledge,Problem Analysis, Individual and Team work,Communication.

Conduct of Practical Examination:

1. All laboratory experiments are to be included for practical examination.
2. Breakup of marks and the instructions printed on the cover page of answer script to be strictly adhered by the examiners.
3. Students can pick one experiment from the questions lot prepared by the examiners.
4. Change of experiment is allowed only once and 15% Marks allotted to the procedure part to be made zero.■

B.E ELECTRICAL AND ELECTRONICS ENGINEERING (EEE)
CHOICE BASED CREDIT SYSTEM (CBCS)
SEMESTER - III

ELECTRONICS LABORATORY

Subject Code	15EEL38	IA Marks	20
Number ofPracticalHours/Week	03	Exam Hours	03
Total Number of PracticalHours	42	Exam Marks	80

Credits - 02

Course objectives:

- To design and test half wave and full wave rectifier circuits.
- To design and test different amplifier and oscillator circuits using BJT.
- To study the simplification of Boolean expressions using logic gates.
- To realize different Adders and Subtractors circuits.
- To design and test counters and sequence generators.■

Sl. No	Experiments
1	Design and Testing of Full wave – centre tapped transformer type and Bridge type rectifier circuits with and without Capacitor filter. Determination of ripple factor, regulation and efficiency.
2	Static Transistor characteristics for CE, CB and CC modes and determination of h parameters.
3	Frequency response of single stage BJT and FET RC coupled amplifier and determination of half power points, bandwidth, input and output impedances.
4	Design and testing of BJT - RC phase shift oscillator for given frequency of oscillation.
5	Determination of gain, input and output impedance of BJT Darlington emitter follower with and without bootstrapping.
6	Simplification, realization of Boolean expressions using logic gates/Universal gates.
7	Realization of half/Full adder and Half/Full Subtractors using logic gates.
8	Realization of parallel adder/Subtractors using 7483 chip- BCD to Excess-3 code conversion and Vice - Versa.
9	Realization of Binary to Gray code conversion and vice versa.
10	Design and testing Ring counter/Johnson counter.
11	Design and testing of Sequence generator.
12	Realization of 3 bit counters as a sequential circuit and MOD – N counter design using 7476, 7490, 74192, 74193.

Revised Bloom's Taxonomy Level	L_3 – Applying, L_4 – Analysing, L_5 – Evaluating, L_6 – Creating

Course outcomes:

At the end of the course the student will be able to:

- Design and test different diode circuits.
- Design and test amplifier and oscillator circuits and analyse their performance.
- Use universal gates and ICs for code conversion and arithmetic operations.
- Design and verify on of different counters.

Graduate Attributes (As per NBA)

Engineering Knowledge, Problem Analysis, Individual and Team work, Communication.

Conduct of Practical Examination:

1. All laboratory experiments are to be included for practical examination.
2. Breakup of marks and the instructions printed on the cover page of answer script to be strictly adhered by the examiners.
3. Students can pick one experiment from the questions lot prepared by the examiners.
4. Change of experiment is allowed only once and 15% Marks allotted to the procedure part to be made zero.■

****** END ******

IV SEMESTER DETAILED SYLLABUS

B.E ELECTRICAL AND ELECTRONICS ENGINEERING(EEE)
CHOICE BASED CREDIT SYSTEM (CBCS)
SEMESTER - IV

ENGINEERING MATHEMATICS –IV (Core Subject)

Subject Code	15MAT41	IA Marks	20
Number of Lecture Hours/Week	04	Exam Hours	03
Total Number of Lecture Hours	50	Exam Marks	80

Credits - 04

Course Objectives:
The purpose of this course is to make students well conversant with numerical methods to solve ordinary differential equations, complex analysis, sampling theory and joint probability distribution and stochastic processes arising in science and engineering.■

Module-1		**Teaching Hours**
Numerical Methods: Numerical solution of ordinary differential equations of first order and first degree, Taylor's series method, modified Euler's method, Runge - Kutta method of fourth order. Milne's and Adams-Bashforth predictor and corrector methods (No derivations of formulae). ■		**10**
Revised Bloom's Taxonomy Level	L_2 – Understanding, L_3 – Applying.	
Module-2		
Numerical Methods: Numerical solution of second order ordinary differential equations, Runge-Kutta method and Milne's method. **Special Functions:** Series solution-Frobenious method. Series solution of Bessel's differential equation leading to $J_n(x)$-Bessel's function of first kind. Basic properties, recurrence relations and orthogonality. Series solution of Legendre's differential equation leading to $P_n(x)$-Legendre polynomials. Rodrigue's formula, problems.■		**10**
Revised Bloom's Taxonomy Level	L_2 – Understanding, L_3 – Applying.	
Module-3		
Complex Variables: Review of a function of a complex variable, limits, continuity, differentiability. Analytic functions-Cauchy-Riemann equations in cartesian and polar forms. Properties and construction of analytic functions. Complex line integrals-Cauchy's theorem and Cauchy's integral formula, Residue, poles, Cauchy's Residue theorem (without proof) and problems. **Transformations:** Conformal transformations, discussion of transformations: $w = z^2, w = e^z, w = z + (1/z)(z \neq 0)$and bilinear transformations-problems.■		**10**
Revised Bloom's Taxonomy Level	L_2 – Understanding, L_3 – ApplyingL_4 – Analysing.	
Module-4		
Probability Distributions: Random variables (discrete and continuous),probability mass/density functions. Binomial distribution, Poisson distribution.Exponential and normal distributions, problems. **Joint probability distribution:** Joint Probability distribution for two discrete random variables, expectation, covariance, correlation coefficient. ■		**10**
Revised Bloom's Taxonomy Level	L_3 – Applying.	
Module-5		
Sampling Theory: Sampling, Sampling distributions, standard error, test of hypothesis for means and proportions, confidence limits for means, student's t-distribution, Chi-square distribution as a test of goodness of fit. **Stochastic process:** Stochastic processes, probability vector, stochastic matrices, fixed points, regular stochastic matrices, Markov chains, higher transition probability-simple problems. ■		**10**
Revised Bloom's Taxonomy Level	L_3 – ApplyingL_4 – Analysing.	

B.E ELECTRICAL AND ELECTRONICS ENGINEERING (EEE)
CHOICE BASED CREDIT SYSTEM (CBCS)
SEMESTER - IV

15MAT41 ENGINEERING MATHEMATICS – IV (Core Subject) (continued)

Course outcomes:

- Use appropriate single step and multi-step numerical methods to solve first and second order ordinary differential equations arising in flow data design problems.
- Explain the idea of analyticity, potential fields residues and poles of complex potentials in field theory and electromagnetic theory.
- Employ Bessel's functions and Legendre's polynomials for tackling problems arising in continuum mechanics, hydrodynamics and heat conduction.
- Describe random variables and probability distributions using rigorous statistical methods to analyze problems associated with optimization of digital circuits, information, coding theory and stability analysis of systems.
- Apply the knowledge of joint probability distributions and Markov chains in attempting engineering problems for feasible random events.■

Graduate Attributes (As per NBA)

Engineering Knowledge, Problem Analysis, Life-Long Learning, Accomplishment of Complex Problems.

Question paper pattern:

- The question paper will have ten full questions carrying equal marks.
- Each full question consisting of 16 marks.
- There will be two full questions (with a maximum of four sub questions) from each module.
- Each full question will have sub question covering all the topics under a module.
- The students will have to answer five full questions, selecting one full question from each module. ■

Text Books:

1	Higher Engineering Mathematics	B.S. Grewal	Khanna Publishers	43rd Edition, 2015
2	Advanced Engineering Mathematics	E. Kreyszig	John Wiley & Sons	10th Edition, 2015

Reference books:

3	A Text Book of Engineering Mathematics	N.P.Bali and Manish Goyal	Laxmi Publishers	7th Edition, 2010
4	Higher Engineering Mathematics	B.V.Ramana	McGraw-Hill	2006
5	Higher Engineerig Mathematics	H. K. Dass and Er. RajnishVerma	S.Chand publishing	First Edition, 2011

Web links and Video Lectures

1. http://nptel.ac.in/courses.php?disciplineID=111
2. http://wwww.khanacademy.org/
3. http://www.class-central.com/subject/math

B.E ELECTRICAL AND ELECTRONICS ENGINEERING (EEE)
CHOICE BASED CREDIT SYSTEM (CBCS)
SEMESTER - IV

POWER GENERATION AND ECONOMICS(Core Subject)

Subject Code	15EE42	IA Marks	20
Number of Lecture Hours/Week	04	Exam Hours	03
Total Number of Lecture Hours	50	Exam Marks	80

Credits - 04

Course objectives:

- Explain the arrangement and operation of hydroelectric, steam, diesel, gas turbine and nuclear power plants and working of major equipment in the plants.
- Classification of substation and explain the operation of different substation equipment.
- Explain the importance of grounding and different grounding methods used in practice.
- Explain the economics of power generation and importance of power factor.

Module-1	**Teaching Hours**
Hydroelectric Power Plants: Hydrology, run off and stream flow, hydrograph, flow duration curve, Mass curve, reservoir capacity, dam storage. Hydrological cycle, merits and demerits of hydroelectric power plants, Selection of site. General arrangement of hydel plant, elements of the plant, Classification of the plants based on water flow regulation, water head and type of load the plant has to supply. Water turbines – Pelton wheel, Francis, Kaplan and propeller turbines. Characteristic of water turbines Governing of turbines, selection of water turbines. Underground, small hydro and pumped storage plants. Choice of size and number of units, plant layout and auxiliaries. ■	**10**
Revised Bloom's Taxonomy Level: L_1 – Remembering, L_2 – Understanding.	
Module-2	
Steam Power Plants: Introduction,Efficiency of steam plants, Merits and demerits of plants, selection of site. Working of steam plant, Power plant equipment and layout, Steam turbines, Fuels and fuel handling, Fuel combustion and combustion equipment, Coal burners, Fluidized bed combustion, Combustion control, Ash handling, Dust collection, Draught systems, Feed water, Steam power plant controls, plant auxiliaries. **Diesel Power Plant:** Introduction, Merits and demerits, selection site, elements of diesel power plant, applications. **Gas Turbine Power Plant**: Introduction, Merits and demerits, selection site, Fuels for gas turbines, Elements of simple gas turbine power plant, Methods of improving thermal efficiency of a simple steam power plant, Closed cycle gas turbine power plants. Comparison of gas power plant with steam and diesel power plants. ■	**10**
Revised Bloom's Taxonomy Level: L_1 – Remembering, L_2 – Understanding.	
Module-3	
Nuclear Power Plants: Introduction, Economics of nuclear plants, Merits and demerits, selection of site, Nuclear reaction, Nuclear fission process, Nuclear chain reaction, Nuclear energy, Nuclear fuels, Nuclear plant and layout, Nuclear reactor and its control, Classification of reactors, power reactors in use, Effects of nuclear plants, Disposal of nuclear waste and effluent, shielding.■	**10**
Revised Bloom's Taxonomy Level: L_1 – Remembering, L_2 – Understanding.	
Module-4	
Substations: Introduction to Substation equipment; Transformers, High Voltage Fuses, High Voltage Circuit Breakers and Protective Relaying, High Voltage Disconnect Switches, Lightning Arresters, High Voltage Insulators and Conductors, Voltage Regulators, Storage Batteries, Reactors, Capacitors, Measuring Instruments, and power line carrier communication equipment. Classification of substations – indoor and outdoor, Selection of site for substation, Busbar arrangement schemes and single line diagrams of substations.	**10**

B.E ELECTRICAL AND ELECTRONICS ENGINEERING (EEE)
CHOICE BASED CREDIT SYSTEM (CBCS)
SEMESTER - IV

15EE42 POWER GENERATION AND ECONOMICS(Core Subject) (continued)

Module-4 (continued)		**Teaching Hours**
Substations (continued): Interconnection of power stations. Introduction to gas insulated substation, Advantages and economics of Gas insulated substation. **Grounding:** Introduction, Difference between grounded and ungrounded system. System grounding – ungrounded, solid grounding, resistance grounding, reactance grounding, resonant grounding. Earthing transformer. Neutral grounding and neutral grounding transformer. ■		
Revised Bloom's Taxonomy Level	L_1 – Remembering, L_2 – Understanding.	

Module-5		
Economics: Introduction, Effect of variable load on power system, classification of costs, Cost analysis. Interest and Depreciation, Methods of determination of depreciation, Economics of Power generation, different terms considered for power plants and their significance, load sharing. Choice of size and number of generating plants. Tariffs, objective, factors affecting the tariff, types. Types of consumers and their tariff. Power factor, disadvantages, causes, methods of improving power factor, Advantages of improved power factor, economics of power factor improvement and comparison of methods of improving the power factor. Choice of equipment. ■		**10**
Revised Bloom's Taxonomy Level	L_1 – Remembering, L_2 – Understanding, L_3 – Applying, L_4 – Analysing.	

Course outcomes:

At the end of the course the student will be able to:

- Describe the working of hydroelectric, steam, nuclear power plants and state functions of major equipment of the power plants.
- Classify various substations and explain the importance of grounding.
- Understand the economic aspects of power system operation and its effects.
- Explain the importance of power factor improvement.

Graduate Attributes (As per NBA)

Engineering Knowledge, Problem analysis, Engineers and Society, Environment and Sustainability.

Question paper pattern:

- The question paper will have ten questions.
- Each full question is for 16 marks.
- There will be 2full questions (with a maximum of four sub questions in one full question) from each module.
- Each full question with sub questions will cover the contents under a module.
- Students will have to answer 5 full questions, selecting one full question from each module.■

Text/Reference Books

1	A Course in Power Systems	J.B. Gupta	Katson	2008
2	Generation of Electrical Energy	B.R.Gupta	S. Chand	2015
3	Electrical power Generation, Transmission and Distribution	S.N. Singh	PHI	2nd Edition, 2009
4	Power Plant Engineering	P.K. Nag	McGrawHill	4th Edition, 2014
5	Electrical Power Distribution Systems	V. Kamaraju	McGrawHill	1st Edition, 2009
6	Electrical Distribution Engineering	Anthony J. Pansini	CRC Press	3rd Edition, 2006
7	Electrical Distribution Systems	Dale R PatrickEt al	CRC Press	2nd Edition, 2009
8	A Text Book on Power System Engineering	A.Chakrabarti, et al	DhanpathRai	2nd Edition, 2010

B.E ELECTRICAL AND ELECTRONICS ENGINEERING (EEE)
CHOICE BASED CREDIT SYSTEM (CBCS)
SEMESTER -IV

TRANSMISSION AND DISTRIBUTION (Core Subject)

Subject Code	15EE43	IA Marks	20
Number of Lecture Hours/Week	04	Exam Hours	03
Total Number of Lecture Hours	50	Exam Marks	80

Credits - 04

Course Objectives:

- To understand the concepts of various methods of generation of power.
- To understand the importance of HVAC, EHVAC, UHVAC and HVDC transmission.
- To design insulators for a given voltage level.
- To calculate the parameters of the transmission line for different configurations and assess the performance of the line.
- To study underground cables for power transmission and evaluate different types of distribution systems.

Module-1	**Teaching Hours**
Introduction to power system: Structure of electric power system: generation, transmission and distribution. Advantages of higher voltage transmission: HVAC, EHVAC, UHVAC and HVDC. Interconnection. Feeders, distributors and service mains. **Overhead transmission lines:** A brief introduction to types of supporting structures and line conductors-Conventional conductors; Aluminium Conductor steel reinforced (ACSR), All – aluminium alloy conductor (AAAC) and All –aluminium conductor (AAC). High temperature conductors; Thermal resistant aluminium alloy (ATI),Super thermal resistant aluminium alloy (ZTAI), Gap type thermal resistant aluminium alloy conductor steel reinforced (GTACSR), Gap type super thermal resistant aluminium alloy conductor steel reinforced (GZTACSR). Bundle conductor and its advantages. Importance of sag, Sag calculation – supports at same and different levels, effect of wind and ice. Line vibration and vibration dampers. Overhead line protection against lightening; ground wires. **Overhead line Insulators:** A brief introduction to types of insulators, material used- porcelain, toughened glass and polymer (composite). Potential distribution over a string of suspension insulators. String efficiency, Methods of increasing string efficiency. Arcing horns. ■	**10**
Revised Bloom's Taxonomy Level L_1 – Remembering, L_2 – Understanding.	
Module-2	
Line parameters: Introduction to line parameters- resistance, inductance and capacitance. Calculation of inductance of single phase and three phase lines with equilateral spacing, unsymmetrical spacing, double circuit and transposed lines. Inductance of composite – conductors, geometric mean radius (GMR) and geometric mean distance (GMD). Calculation of capacitance of single phase and three phase lines with equilateral spacing, unsymmetrical spacing, double circuit and transposed lines. Capacitance of composite – conductor, geometric mean radius (GMR) and geometric mean distance (GMD). Advantages of single circuit and double circuit lines. ■	**10**
Revised Bloom's Taxonomy Level L_1 – Remembering, L_2 – Understanding, L_3 – Applying.	
Module-3	
Performance of transmission lines: Classification of lines – short, medium and long. Current and voltage relations, line regulation and Ferranti effect in short length lines, medium length lines considering Nominal T and nominal π circuits, and long lines considering hyperbolic form equations. Equivalent circuit of a long line. ABCD constants in all cases. ■	**10**
Revised Bloom's Taxonomy Level L_1 – Remembering, L_2 – Understanding, L_3 – Applying, L_4 – Analysing.	
Module-4	
Corona: Phenomena, disruptive and visual critical voltages, corona loss. Advantages and disadvantages of corona. Methods of reducing corona.	**10**

B.E ELECTRICAL AND ELECTRONICS ENGINEERING (EEE)
CHOICE BASED CREDIT SYSTEM (CBCS)
SEMESTER -IV

15EE43 TRANSMISSION AND DISTRIBUTION (Core Subject) (continued)

Module-4 (continued)	**Teaching Hours**
Underground cable: Types of cables, constructional features, insulation resistance, thermal rating, charging current, grading of cables – capacitance and inter-sheath.Dielectric loss. Comparison between ac and dc cables. Limitations of cables.Specification of power cables. ■	
Revised Bloom's Taxonomy Level L_1 – Remembering, L_2 – Understanding, L_3 – Applying, L_4 – Analysing.	
Module-5	
Distribution: Primary AC distribution systems – Radial feeders, parallel feeders, loop feeders and interconnected network system. Secondary AC distribution systems – Three phase 4 wire system and single phase 2 wire distribution, AC distributors with concentrated and uniform loads. Effect of disconnection of neutral in a 3 phase four wire system. **Reliability and Quality of Distribution system:** Introduction, definition of reliability, failure, probability concepts, limitation of distribution systems, power quality, Reliability aids. ■	**10**
Revised Bloom's Taxonomy Level L_1 – Remembering, L_2 – Understanding, L_3 – Applying, L_4 – Analysing.	

Course Outcomes:

At the end of the course the student will be able to:

- Explain the concepts of various methods of generation of power.
- Explain the importance of HVAC, EHVAC, UHVAC and HVDC transmission.
- Design and analyze overhead transmission system for a given voltage level.
- Calculate the parameters of the transmission line for different configurations and assess the performance of line.
- Explain the use of underground cables and evaluate different types of distribution systems.

Graduate Attributes (As per NBA)

Engineering Knowledge, Problem Analysis, Design / development of solutions, Engineers and society, Ethics.

Question paper pattern:

- The question paper will have ten questions.
- Each full question is for 16 marks.
- There will be 2full questions (with a maximum of four sub questions in one full question) from each module.
- Each full question with sub questions will cover the contents under a module.
- Students will have to answer 5 full questions, selecting one full question from each module.■

Text/Reference Books:

1	A Course in Electrical Power	Soni Gupta and Bhatnagar	DhanpatRai	-
2	Power System Analysis and Design	J. Duncan Gloverat el	Cengage Learning	4th Edition 2008
3	Principles of Power System	V.K. Mehta, Rohit Mehta	S. Chand	1st Edition 2013
4	Electrical power Generation, Transmission and Distribution	S.N. Singh	PHI	2nd Edition,2009
5	Electrical Power	S.L.Uppal	Khanna Publication	
6	Electrical power systems	C. L. Wadhwa	New Age	5th Edition, 2009
7	Electrical power systems	AshfaqHussain	CBS Publication	
8	Electric Power Distribution	A.S. Pabla	McGraw-Hill	6th Edition,2012
9	*For* High temperature conductors refer www.jpowers.co.jp/english/product/pdf/gap_c1.pdfand Power System Analysis and Design, J. Duncan Glover at el			

B.E ELECTRICAL AND ELECTRONICS ENGINEERING(EEE)
CHOICE BASED CREDIT SYSTEM (CBCS)
SEMESTER -IV

ELECTRIC MOTORS (Core Subject)

Subject Code	15EE44	IA Marks	20
Number of Lecture Hours/Week	04	Exam Hours	03
Total Number of Lecture Hours	50	Exam Marks	80

Credits - 04

Course Objectives:

- To study the constructional features of Motors and select a suitable drive for specific application.
- To study the constructional features of Three Phase and Single phase induction Motors.
- To study different test to be conducted for the assessment of the performance characteristics of motors.
- To study the speed control of motor by a different methods.
- Explain the construction and operation of Synchronous motor and special motors.

Module-1	**Teaching Hours**
DC Motors: Classification, Back emf, Torque equation, and significance of back emf, Characteristics of shunt, series & compound motors. Speed control of shunt, series and compound motors. Application of motors. DC motor starters – 3 point and 4 point. **Losses and efficiency-** Losses in DC motors, power flow diagram, efficiency, condition for maximum efficiency. ■	**10**
Revised Bloom's Taxonomy Level: L_1 – Remembering, L_2 – Understanding, L_3 – Applying.	
Module-2	
Testing of dc motors: Direct & indirect methods of testing of DC motors-Brake test, Swinburne's test, Retardation test, Hopkinson's test, Field's test, merits and demerits of tests. **Three phase Induction motors:** Review of concept and generation of rotating magnetic field, Principle of operation, construction, classification and types; squirrel-cage, slip-ring (No question shall be set from the review portion). Slip, Torque equation, torque-slip characteristic covering motoring, generating and braking regions of operation, Maximum torque, significance of slip**.** ■	**10**
Revised Bloom's Taxonomy Level: L_1 – Remembering, L_2 – Understanding, L_3 – Applying, L_4 – Analysing.	
Module-3	
Performance of three-phase Induction Motor: Phasor diagram of induction motor on no-load and on load, equivalent circuit, losses, efficiency, No-load and blocked rotor tests. Performance of the motor from the circle diagram and equivalent circuit. Cogging and crawling. High torque rotors-double cage and deep rotor bars. Equivalent circuit and performance evaluation of double cage induction motor. Induction motor working as induction generator; standalone operation and grid connected operation. ■	**10**
Revised Bloom's Taxonomy Level: L_1 – Remembering, L_2 – Understanding, L_3 – Applying, L_4 – Analysing.	
Module-4	
Starting and speed Control of Three-phase Induction Motors: Need for starter. Direct on line, Star-Delta and autotransformer starting. Rotor resistance starting. Speed control by voltage, frequency, and rotor resistance methods **Single-phase Induction Motor:** Double revolving field theory and principle of operation. Construction and operation of split-phase, capacitor start, capacitor run, and shaded pole motors. Comparison of single phase motors and applications. ■	**10**
Revised Bloom's Taxonomy Level: L_1 – Remembering, L_2 – Understanding, L_3 – Applying, L_4 – Analysing.	
Module-5	
Synchronous motor: Principle of operation, phasor diagrams, torque and torque angle, Blondel diagram, effect of change in load, effect of change in excitation, V and inverted V curves. Synchronous condenser, hunting and damping. Methods of starting synchronous motors.	**10**

B.E ELECTRICAL AND ELECTRONICS ENGINEERING (EEE)
CHOICE BASED CREDIT SYSTEM (CBCS)
SEMESTER -IV

15EE44 ELECTRIC MOTORS (Core Subject) (continued)

Module-5 (continued)		**Teaching Hours**
Other motors: Construction and operation of Universal motor, AC servomotor, Linear induction motor and stepper motors.■		
Revised Bloom's Taxonomy Level	L_1 – Remembering, L_2 – Understanding, L_3 – Applying, L_4 – Analysing.	

Course Outcomes:

At the end of the course the student will be able to:

- Explain the constructional features of Motors and select a suitable drive for specific application.
- Analyze and assess the performance characteristics of DC motors by conducting suitable tests and control the speed by suitable method.
- Explain the constructional features of Three Phase and Single phase induction Motors and assess their performance.
- Control the speed of induction motor by a suitable method.
- Explain the operation of Synchronous motor and special motors.

Graduate Attributes (As per NBA)

Engineering Knowledge,Problem Analysis,Conduct investigations of complex Problems.

Question paper pattern:

- The question paper will have ten questions.
- Each full question is for 16 marks.
- There will be 2full questions (with a maximum of four sub questions in one full question) from each module.
- Each full question with sub questions will cover the contents under a module.
- Students will have to answer 5 full questions, selecting one full question from each module.■

Text/Reference Books:

1	Electric Machines	D. P. Kothari, I. J. Nagrath	McGraw Hill	4th edition, 2011
2	Principles of Electric Machines and power Electronics	P.C.Sen	Wiley	2nd Edition, 2013
3	Electric Machines	R.K. Srivastava	Cengage Learning	2nd Edition,2013
4	Electrical Machines, Drives and Power systems	Theodore Wildi	Pearson	6th Edition, 2014
5	Electrical Machines	M.V. Deshpande	PHI Learning	2013
6	Electric Machinery and Transformers	Bhag S Guru at el	Oxford University Press	3rd Edition, 2012
7	Electric Machinery and Transformers	Irving Kosow	Pearson	2rd Edition, 2012
8	Theory of Alternating Current Machines	Alexander Langsdorf	McGraw Hill	2nd Edition, 2001

B.E ELECTRICAL AND ELECTRONICS ENGINEERING (EEE)
CHOICE BASED CREDIT SYSTEM (CBCS)
SEMESTER -IV

ELECTROMAGNETIC FIELD THEORY (Core Subject)

Subject Code	15EE45	IA Marks	20
Number of Lecture Hours/Week	04	Exam Hours	03
Total Number of Lecture Hours	50	Exam Marks	80

Credits - 04

Course Objectives:

- To study different coordinate systems for understanding the concept of gradient, divergence and curl of a vector.
- To study the application of Coulomb's Law and Gauss Law for electric fields produced by different charge configurations.
- To evaluate the energy and potential due to a system of charges.
- To study the behavior of electric field across a boundary between a conductor and dielectric and between two different dielectrics.
- To study the magnetic fields and magnetic materials.
- To study the time varying fields and propagation of waves in different media.

Module-1	**Teaching Hours**
Vector Analysis: Scalars and Vectors**,** Vector algebra, Cartesian co-ordinate system, Vector components and unit vectors. Scalar field and Vector field. Dot product and Cross product, Gradient of a scalar field. Divergence and Curl of a vector field. Co – ordinate systems: cylindrical and spherical, relation between different coordinate systems. Expression for gradient, divergence and curl in rectangular, cylindrical and spherical co-ordinate systems. Problems. **Electrostatics:** Coulomb's law, Electric field intensity and its evaluation for (i) point charge (ii) line charge (iii) surface charge (iv) volume charge distributions. Electric flux density, Gauss law and its applications. Maxwell's first equation (Electrostatics). Divergence theorem. Problems. ■	**10**
Revised Bloom's Taxonomy Level: L_1 – Remembering, L_2 – Understanding, L_3 – Applying.	
Module-2	
Energy and Potential: Energy expended in moving a point charge in an electric field. The line integral. Definition of potential difference and potential. The potential field of a point charge and of a system of charges. Potential gradient. The dipole. Energy density in the electrostatic field. Problems. **Conductor and Dielectrics:** Current and current density. Continuity of current. Metallic conductors, conductor's properties and boundary conditions. Perfect dielectric materials, capacitance calculations. Parallel plate capacitor with two dielectrics with dielectric interface parallel to the conducting plates. Capacitance of two wire line. Problems. ■	**10**
Revised Bloom's Taxonomy Level: L_1 – Remembering, L_2 – Understanding, L_3 – Applying.	
Module-3	
Poisson's and Laplace equations: Derivations and problems, Uniqueness theorem. **Steady magnetic fields:** Biot - Savart's law, Ampere's circuital law. The Curl. Stokes theorem. Magnetic flux and flux density. Scalar and vector magnetic potentials. Problems.■	**10**
Revised Bloom's Taxonomy Level: L_1 – Remembering, L_2 – Understanding, L_3 – Applying.	
Module-4	
Magnetic forces: Force on a moving charge and differential current element. Force between differential current elements. Force and torque on a closed circuit. Problems. **Magnetic materials and magnetism:** Nature of magnetic materials, magnetisation and permeability. Magnetic boundary conditions. Magnetic circuit, inductance and mutual inductance. Problems.■	**10**
Revised Bloom's Taxonomy Level: L_1 – Remembering, L_2 – Understanding, L_3 – Applying.	

B.E ELECTRICAL AND ELECTRONICS ENGINEERING (EEE)
CHOICE BASED CREDIT SYSTEM (CBCS)
SEMESTER -IV

15EE45 ELECTROMAGNETIC FIELD THEORY (Core Subject) (continued)

Module-5	**Teaching Hours**
Time varying fields and Maxwell's equations: Faraday's law, Displacement current. Maxwell's equations in point form and integral form. Problems. **Uniform plane wave:** Wave propagation in free space and in dielectrics. Pointing vector and power considerations. Propagation in good conductors, skin effect. Problems. ■	**10**
Revised Bloom's Taxonomy Level L_1 – Remembering, L_2 – Understanding, L_3 – Applying, L_4 – Analysing.	

Course Outcomes:

At the end of the course the student will be able to:

- Use different coordinate systems to explain the concept of gradient, divergence and curl of a vector.
- Use Coulomb's Law and Gauss Law for the evaluation of electric fields produced by different charge configurations.
- Calculate the energy and potential due to a system of charges.
- Explain the behavior of electric field across a boundary between a conductor and dielectric and between two different dielectrics.
- Explain the behavior of magnetic fields and magnetic materials.
- Assess time varying fields and propagation of waves in different media.■

Graduate Attributes (As per NBA)

Engineering Knowledge, Problem Analysis, Conduct investigations of complex Problems.

Question paper pattern:

- The question paper will have ten questions.
- Each full question is for 16 marks.
- There will be 2full questions (with a maximum of four sub questions in one full question) from each module.
- Each full question with sub questions will cover the contents under a module.
- Students will have to answer 5 full questions, selecting one full question from each module.■

Text/Reference Books:

1	Engineering Electromagnetics	William H Hayt et al	McGraw Hill	8thEdition, 2014
2	Principles of Electromagnetics	Matthew N. O. Sadiku	Oxford	6th Edition, 2015
3	Fundamentals of Engineering Electromagnetics	David K. Cheng	Pearson	2014
4	Electromagnetism -Theory (Volume -1) -Applications (Volume-2)	AshutoshPramanik	PHI Learning	2014
5	Electromagnetic Field Theory Fundamentals	Bhag Guru et al	Cambridge	2005
6	Electromagnetic Field Theory	RohitKhurana	Vikas Publishing	1st Edition,2014
7	Electromagnetics	J. A. Edminister	McGraw Hill	3rd Edition, 2010
8	Electromagnetic Field Theory and Transmission Lines	GottapuSasibhushana Rao	Wiley	1st Edition, 2013

B.E ELECTRICAL AND ELECTRONICS ENGINEERING(EEE)
CHOICE BASED CREDIT SYSTEM (CBCS)
SEMESTER -IV

OPERATIONAL AMPLIFIERS AND LINEAR ICs (Foundation Course)

Subject Code	15EE46	IA Marks	20
Number of Lecture Hours/Week	04	Exam Hours	03
Total Number of Lecture Hours	50	Exam Marks	80

Credits - 04

Course Objectives:

- To understand the basics of Linear ICs such as Op-amp, Regulator, Timer & PLL.
- To learn the designing of various circuits using linear ICs.
- To use these linear ICs for specific applications.
- To understand the concept and various types of converters.
- To use these ICs, in Hardware projects.

Module-1	**Teaching Hours**
Operational amplifiers: Introduction, Block diagram representation of a typical Op-amp, schematic symbol, characteristics of an Op-amp, ideal op-amp, equivalent circuit, ideal voltage transfer curve, open loop configuration, differential amplifier, inverting & non –inverting amplifier, Op-amp with negative feedback ; voltage series feedback amplifier-gain, input resistance, output resistance, voltage shunt feedback amplifier- gain, input resistance, output resistance. **General Linear Applications:** D.C. & A.C amplifiers, peaking amplifier, summing, scaling & averaging amplifier, inverting and non-inverting configuration, differential configuration, instrumentation amplifier.■	**10**
Revised Bloom's Taxonomy Level: L_1 – Remembering, L_2 – Understanding, L_3 – Applying, L_4 – Analysing.	
Module-2	
Active Filters: First & Second order high pass & low pass Butterworth filters, higher order filters Band pass filters, Band reject filters & all pass filters. **DC Voltage Regulators:** voltage regulator basics, voltage follower regulator, adjustable output regulator, LM317 & LM337 Integrated circuits regulators. ■	**10**
Revised Bloom's Taxonomy Level: L_1 – Remembering, L_2 – Understanding, L_3 – Applying, L_4 – Analysing.	
Module-3	
Signal generators: Triangular / rectangular wave generator, phase shift oscillator, Wien bridge oscillator, oscillator amplitude stabilization, signal generator output controls. **Comparators & Converters:** Basic comparator, zero crossing detector, inverting & non-inverting Schmitt trigger circuit, voltage to current converter with grounded load, current to voltage converter and basics of voltage to frequency and frequency to voltage converters.■	**10**
Revised Bloom's Taxonomy Level: L_1 – Remembering, L_2 – Understanding, L_3 – Applying, L_4 – Analysing.	
Module-4	
Signal processing circuits: Precision half wave & full wave rectifiers limiting circuits, clamping circuits, peak detectors, sample & hold circuits. **A/D & D/A Converters:** Basics, R–2R D/A Converter, Integrated circuit 8-bit D/A, successive approximation ADC, linear ramp ADC, dual slope ADC, digital ramp ADC. ■	**10**
Revised Bloom's Taxonomy Level: L_1 – Remembering, L_2 – Understanding, L_3 – Applying, L_4 – Analysing.	
Module-5	
Phase Locked Loop (PLL): Basic PLL, components, performance factors, applications of PLL IC 565. **Timer:** Internal architecture of 555 timer, Mono stable, Astable multivibrators and applications. ■	**10**
Revised Bloom's Taxonomy Level: L_1 – Remembering, L_2 – Understanding, L_3 – Applying, L_4 – Analysing.	

B.E ELECTRICAL AND ELECTRONICS ENGINEERING (EEE)
CHOICE BASED CREDIT SYSTEM (CBCS)

SEMESTER -IV

15EE46 OPERATIONAL AMPLIFIERS AND LINEAR ICs (Foundation Course) (continued)

Course Outcomes:

At the end of the course the student will be able to:

- Explain the basics of linear ICs.
- Design circuits using linear ICs.
- Demonstrate the application of Linear ICs.
- Use ICs in the electronic projects.

Graduate Attributes (As per NBA)

Engineering Knowledge,Design / development of solutions,Conduct investigations of complex Problems.

Question paper pattern:

- The question paper will have ten questions.
- Each full question is for 16 marks.
- There will be 2full questions (with a maximum of four sub questions in one full question) from each module.
- Each full question with sub questions will cover the contents under a module.
- Students will have to answer 5 full questions, selecting one full question from each module.■

Text/Reference Books:

1	Op-Amps and Linear Integrated Circuits	Ramakant A Gayakwad	Pearson	4thEdition 2015
2	Operational Amplifiers and Linear ICs	David A. Bell	Oxford	3rd Edition 2011
3	Linear Integrated Circuits; Analysis, Design and Applications	B. Somanthan Nair	Wiley India	2013
4	Linear Integrated Circuits	S. Salivahanan, et al	McGraw Hill	2nd Edition,2014
5	Operational Amplifiers and Linear Integrated Circuits	K. Lal Kishore	Pearson	1st Edition, 2012
6	Linear Integrated Circuits	Muhammad H Rashid	Cengage Learning	1st Edition,2014
7	Op-Amps and Linear Integrated Circuits, Concept and Application	James M Fiore	Cengage	2009

B.E ELECTRICAL AND ELECTRONICS ENGINEERING(EEE)
CHOICE BASED CREDIT SYSTEM (CBCS)
SEMESTER - IV

ELECTRICAL MACHINES LABORATORY -2

Subject Code	15EEL47	IA Marks	20
Number of PracticalHours/Week	03	Exam Hours	03
Total Number of PracticalHours	42	Exam Marks	80

Credits - 02

Course Objectives:

- To perform tests on dc machines to determine their characteristics.
- To control the speed of dc motor.
- To conduct test for pre-determination of the performance characteristics of dc machines
- To conduct load test on single phase and three phase induction motor.
- To conduct test on induction motor to determine the performance characteristics.
- To conduct test on synchronous motor to draw the performance curves. ■

Sl. No	Experiments
1	Load test on dc shunt motor to draw speed – torque and horse power – efficiency characteristics.
2	Field Test on dc series machines.
3	Speed control of dc shunt motor by armature and field control.
4	Swinburne's Test on dc motor.
5	Retardation test on dc shunt motor.
6	Regenerative test on dc shunt machines.
7	Load test on three phase induction motor.
8	No - load and Blocked rotor test on three phase induction motor to draw (i) equivalent circuit and (ii)circle diagram. Determination of performance parameters at different load conditions from (i) and (ii).
9	Load test on induction generator.
10	Load test on single phase induction motor to draw output versus torque, current, power and efficiency characteristics.
11	Conduct suitable tests to draw the equivalent circuit of single phase induction motor and determine performance parameters.
12	Conduct an experiment to draw V and Λ curves of synchronous motor at no load and load conditions.

Revised Bloom's Taxonomy Level	L_3 – Applying, L_4 – Analysing, L_5 – Evaluating, L_6 – Creating

Course Outcomes:

At the end of the course the student will be able to:

- Test dc machines to determine their characteristics.
- Control the speed of dc motor.
- Pre-determine the performance characteristics of dc machines by conducting suitable tests.
- Perform load test on single phase and three phase induction motor to assess its performance.
- Conduct test on induction motor to pre-determine the performance characteristics.
- Conduct test on synchronous motor to draw the performance curves.

Graduate Attributes (As per NBA)

Engineering Knowledge, Individual and Team work, Communication.

Conduct of Practical Examination:

1. All laboratory experiments are to be included for practical examination.
2. Breakup of marks and the instructions printed on the cover page of answer script to be strictly adhered by the examiners.
3. Students can pick one experiment from the questions lot prepared by the examiners.
4. Change of experiment is allowed only once and 15% Marks allotted to the procedure part to be made zero. ■

B.E ELECTRICAL AND ELECTRONICS ENGINEERING(EEE)
CHOICE BASED CREDIT SYSTEM (CBCS)
SEMESTER - IV

OP- AMP AND LINEAR ICS LABORATORY

Subject Code	15EEL48	IA Marks	20
Number of PracticalHours/Week	03	Exam Hours	03
Total Number of PracticalHours	42	Exam Marks	80

Credits - 02

Course Objectives:

- To conduct different experiments using OP-Amps
- To conduct experiments using Linear IC's

a)Study of pin details, specifications, application features of IC741 (LM741) and IC555 (Timer) through corresponding datasheets (Datasheets are instruction manuals for electronic components. They explain exactly what a component does and how to use it.).
b)Comparison of output performance quantity of an Operational Amplifier obtained by rigging up the circuit with the ideal value of
(i) A Non – Inverting Amplifier ($V_{out} = AV_{in}$) (ii) An Inverting Amplifier ($V_{out} = -AV_{in}$) (iii) A Difference Amplifier ($V_{out} = -A(V_p - V_n)$) (iv) A Difference Amplifier with floating inputs ($V_{out} = AV_{in}$) (v) A Non – Inverting Amplifier with negative feedback (ii) An Inverting Amplifier with negative feedback (vi) A Differential Amplifier with a negative feedback (vii) A Differential Amplifier with negative feedback and equalised amplifications.
(viii) A Voltage follower (ix) A differential – in differential –out amplifier (x) An instrumentation amplifier
c) Plot of input and output transfer characteristics to analyse and conclude that op-amps are rarely used in open-loop.
d) Testing of op – amp.

To be covered in 03 Laboratory classes.

Sl. No	Experiments
1	Design and verify a precision full wave rectifier. Determine the performance parameters.
2	Design and realize to analyse the frequency response of an op – amp amplifier under inverting and non - inverting configuration for a given gain.
3	Design and verify the output waveform of an op – amp RC phase shift oscillator for a desired frequency.
4	Design and realize Schmitt trigger circuit using an op – amp for desired upper trip point (UTP) and lower trip point (LTP).
5	Verify the operation of an op – amp as (a) voltage comparator circuit and (b) zero crossing detector.
6	Design and verify the operation of op – amp as an (a) adder (b) subtractor (c) integrator and (d) differentiator.
7	Design and realize an op – amp based first order Butterworth (a) low pass (b) high pass and (c) band pass filters for a given cut off frequency/frequencies to verify the frequency response characteristic.
8	Design and realize an op – amp based function generator to generate sine, square and triangular waves of desired frequency.
9	Design and realization of R-2R ladder DAC.
10	Realization of Two bit Flash ADC
11	Design and verify an IC 555 timer based pulse generator for the specified pulse.
12	Designing of Fixed voltage power supply (voltage regulator) using IC regulators 78 series and 79 series.

Revised Bloom's Taxonomy Level	L_3 – Applying, L_4 – Analysing, L_5 – Evaluating, L_6 – Creating

Course Outcomes:

At the end of the course the student will be able to:

- To conduct experiment to determine the characteristic parameters of OP-Amp
- To design test the OP-Amp as Amplifier, adder, subtractor, differentiator and integrator

B.E ELECTRICAL AND ELECTRONICS ENGINEERING(EEE)
CHOICE BASED CREDIT SYSTEM (CBCS)
SEMESTER - IV

15EEL48 OP- AMP AND LINEAR ICS LABORATORY (continued)

Course Outcomes (continued):

- To design test the OP-Amp as oscillators and filters
- Design and study of Linear IC's as multivibrator power supplies.

Graduate Attributes (As per NBA)

Engineering Knowledge, Individual and Team work, Communication.

Conduct of Practical Examination:

1. All laboratory experiments are to be included for practical examination.
2. Breakup of marks and the instructions printed on the cover page of answer script to be strictly adhered by the examiners.
3. Students can pick one experiment from the questions lot prepared by the examiners.
4. Change of experiment is allowed only once and 15% Marks allotted to the procedure part to be made zero.

**** END ****

V SEMESTER DETAILED SYLLABUS

B.E ELECTRICAL AND ELECTRONICS ENGINEERING(EEE)
CHOICE BASED CREDIT SYSTEM (CBCS)
SEMESTER – V

MANAGEMENT AND ENTREPRENEURSHIP (Core Course)

Subject Code	15EE51	IA Marks	20
Number of Lecture Hours/Week	04	Exam Hours	03
Total Number of Lecture Hours	50	Exam Marks	80

Credits – 04

Course objectives:

- To introduce the field of management, task of the manager, importance of planning and types of planning, staff recruitment and selection process.
- To discuss the ways in which work is allocation, structure of organizations, modes of communication and importance of managerial control in business.
- To explain need of coordination between the manager and staff, the social responsibility of business and leadership.
- Toexplaintheroleandimportanceoftheentrepreneurineconomicdevelopmentandtheconceptsof entrepreneurship.
- To explain various types of entrepreneurs and their functions, the myths of entrepreneurship and the factors required for capacity building for entrepreneurs
- To discuss theimportanceofSmallScaleIndustriesandtherelatedtermsandproblemsinvolved.
- To discuss methods for generatingnewbusinessideasandbusinessopportunitiesinIndiaandtheimportance of business plan.
- To introduce the concepts of project management and discuss capitol building process.
- To explain project feasibility study and project appraisal and discuss project financing
- To discuss about different institutions at state and central levels supporting business enterprises. ■

Module-1		**Teaching Hours**
Management: Definition, Importance – Nature and Characteristics of Management, Management Functions, Roles of Manager, Levels of Management, Managerial Skills, Management & Administration, Management as a Science, Art &Profession**.** **Planning:** Nature, Importance and Purpose Of Planning, Types of Plans, Steps in Planning, Limitations of Planning, Decision Making – Meaning, Types of Decisions- Steps in Decision Making.■		**10**
Revised Bloom's Taxonomy Level	L_1 – Remembering, L_2 – Understanding, L_4 – Analysing.	
Module-2		
Organizing and Staffing: Meaning, Nature and Characteristics of Organization – Process of Organization, Principles of Organization, Departmentalization, Committees – meaning, Types of Committees, Centralization Versus Decentralization of Authority and Responsibility, Span of Control (Definition only), Nature and Importance of Staffing, Process of Selection and Recruitment. **Directing and Controlling:** Meaning and Nature of Directing-Leadership Styles, Motivation Theories Communication – Meaning and Importance, Coordination- Meaning and Importance, Techniques of Coordination. Controlling – Meaning, Steps in Controlling.■		**10**
Revised Bloom's Taxonomy Level	L_2 – Understanding, L_3 – Applying, L_4 – Analysing.	
Module-3		
Social Responsibilities of Business: Meaning of Social Responsibility, Social Responsibilities of Business towards Different Groups, Social Audit, Business Ethics and Corporate Governance. **Entrepreneurship**: Definition of Entrepreneur, Importance of Entrepreneurship, concepts of Entrepreneurship, Characteristics of successful Entrepreneur, Classification of Entrepreneurs, Intrapreneur – An Emerging Class, Comparison between Entrepreneur and Intrapreneur, Myths of Entrepreneurship, Entrepreneurial Development models, Entrepreneurial development cycle, Problems faced by Entrepreneurs and capacity building for Entrepreneurship. ■		**10**
Revised Bloom's Taxonomy Level	L_3 – Applying.	

B.E ELECTRICAL AND ELECTRONICS ENGINEERING(EEE)
CHOICE BASED CREDIT SYSTEM (CBCS)
SEMESTER – V

15EE51 MANAGEMENT AND ENTREPRENEURSHIP (Core Course) (continued)

Module-4		**Teaching Hours**
Modern Small Business Enterprises: Role of Small Scale Industries, Concepts and definitions of SSI Enterprises, Government policy and development of the Small Scale sector in India, Growth and Performance of Small Scale Industries in India, Sickness in SSI sector, Problems for Small Scale Industries, Impact of Globalization on SSI, Impact of WTO/GATT on SSIs, Ancillary Industry and Tiny Industry (Definition only). **Institutional Support for Business Enterprises:** Introduction, Policies & Schemes of Central–Level Institutions, State-Level Institutions.■		**10**
Revised Bloom's Taxonomy Level	L_3 – Applying.	
Module-5		
Project Management: Meaning of Project, Project Objectives & Characteristics, Project Identification-Meaning & Importance; Project Life Cycle, Project Scheduling, Capital Budgeting, Generating an Investment Project Proposal, Project Report-Need and Significance of Report, Contents, Formulation, Project Analysis-Market, Technical, Financial, Economic, Ecological, Project Evaluation and Selection, Project Financing, Project Implementation Phase, Human & Administrative aspects of Project Management, Prerequisites for Successful Project Implementation. New Control Techniques- PERT and CPM, Steps involved in developing the network, Uses and Limitations of PERT and CPM **.**■		**10**
Revised Bloom's Taxonomy Level	L_3 – Applying, L_4 – Analysing. L_2 – Understanding, L_4 – Analysing.	

Course outcomes:

At the end of the course the student will be able to:

- Explain the field of management, task of the manager, planning and the need of proper staff, recruitment and selection process.
- Discuss work allocation, the structure of organization, the modes of communication and importance of managerial control in business.
- To explain need of coordination between the manager and staff in exercising the authority and delegating duties.
- To explain the social responsibility of business and leadership
- Explain the concepts of entrepreneurship and the role and importance of the entrepreneur in economic development.
- Show an understanding of the role and importance of Small Scale Industries, business plan and its presentation.
- Discuss the concepts of project management, capitol building process, project feasibility study, project appraisal and project financing.
- Discuss the state /central level institutions / agencies supporting business enterprises.■

Graduate Attributes (As per NBA)

Engineering Knowledge, Problem Analysis, Life-Long Learning, Accomplishment of Complex Problems.

Question paper pattern:

- The question paper will have ten full questions carrying equal marks. Each full question consisting of 16 marks.
- There will be two full questions (with a maximum of four sub questions) from each module.
- Each full question will have sub question covering all the topics under a module.
- The students will have to answer five full questions, selecting one full question from each module. ■

B.E ELECTRICAL AND ELECTRONICS ENGINEERING(EEE) CHOICE BASED CREDIT SYSTEM (CBCS) SEMESTER – V				
15EE51 MANAGEMENT AND ENTREPRENEURSHIP (Core Course) (continued)				
Textbooks				
1	Principles of Management	P.C.Tripathi, P.N.Reddy	McGraw Hill,	6th Edition, 2017
2	Entrepreneurship Development And Small Business Enterprises	Poornima M.Charanthimath	Pearson	2nd Edition,2014
Reference Books				
1	Dynamics of Entrepreneurial Development and Management	Vasant Desai	Himalaya Publishing House	2007
2	Essentials of Management: An International, Innovation and Leadership perspective	Harold Koontz, Heinz Weihrich	McGraw Hill	10th Edition 2016

B.E ELECTRICAL AND ELECTRONICS ENGINEERING(EEE)
CHOICE BASED CREDIT SYSTEM (CBCS)
SEMESTER – V

MICROCONTROLLER (Core Course)

Subject Code	15EE52	IA Marks	20
Number of Lecture Hours/Week	04	Exam Hours	03
Total Number of Lecture Hours	50	Exam Marks	80

Credits – 04

Course objectives:

- To explain the internal organization and working of Computers, microcontrollers and embedded processors.
- Compare and contrast the various members of the 8051 family.
- To explain the registers of the 8051 microcontroller, manipulation of data using registers and MOV instructions.
- To explain in detail the execution of 8051 Assembly language instructions and data types
- To explain loop, conditional and unconditional jump and call, handling and manipulation of I/O instructions.
- To explain different addressing modes of 8051, arithmetic, logic instructions, and programs.
- To explain develop 8051C programs for time delay, I/O operations, I/O bit manipulation,logic, arithmetic operations and data conversion. ■

Module-1		**Teaching Hours**
8051 Microcontroller Basics: Inside the Computer, Microcontrollers and Embedded Processors, Block Diagram of 8051, PSW and Flag Bits, 8051 Register Banks and Stack, Internal Memory Organization of 8051, IO Port Usage in 8051, Types of Special Function Registers and their uses in 8051, Pins Of 8051. Memory Address Decoding, 8031/51 Interfacing With External ROM And RAM.8051 Addressing Modes. ■		**10**
Revised Bloom's Taxonomy Level	L_1 – Remembering, L_2 – Understanding, L_3 – Applying, L_4 – Analysing.	
Module-2		
Assembly programming and instruction of 8051: Introduction to 8051 assembly programming, Assembling and running an 8051 program, Data types and Assembler directives, Arithmetic, logic instructions and programs, Jump, loop and call instructions, IO port programming. ■		**10**
Revised Bloom's Taxonomy Level	L_1 – Remembering, L_2 – Understanding, L_3 – Applying, L_4 – Analysing.	
Module-3		
8051 programming in C: Data types and time delay in 8051C, IO programming in 8051C, Logic operations in 8051 C, Data conversion program in 8051 C, Accessing code ROM space in 8051C, Data serialization using 8051C **8051 Timer programming in Assembly and C:** Programming 8051 timers, Counter programming, Programming timers 0 and 1 in 8051 C.■		**10**
Revised Bloom's Taxonomy Level	L_2 – Understanding, L_3 – Applying,L_4 – Analysing, L_5 – Evaluating.	
Module-4		
8051 serial port programming in assembly and C: Basics of serial communication, 8051 connection to RS232, 8051 serial port programming in assembly, serial port programming in 8051 C. **8051 Interrupt programming in assembly and C:** 8051 interrupts, Programming timer, external hardware, serial communication interrupt, Interrupt priority in 8051/52, Interrupt programming in C. ■		**10**
Revised Bloom's Taxonomy Level	L_1 – Remembering, L_2 – Understanding, L_3 – Applying, L_4 – Analysing.	

B.E ELECTRICAL AND ELECTRONICS ENGINEERING(EEE)
CHOICE BASED CREDIT SYSTEM (CBCS)
SEMESTER – V

15EE52 MICROCONTROLLER (Core Course) (continued)

Module-5	**Teaching Hours**
Interfacing: LCD interfacing, Keyboard interfacing. **ADC, DAC and sensor interfacing:** ADC 0808 interfacing to 8051, Serial ADC Max1112 ADC interfacing to 8051, DAC interfacing, Sensor interfacing and signal conditioning. **Motor control: Relay, PWM, DC and stepper motor:** Relays and opt isolators, stepper motor interfacing, DC motor interfacing and PWM. **8051 interfacing with 8255:** Programming the 8255, 8255 interfacing, C programming for 8255.■	**10**
Revised Bloom's Taxonomy Level	L_1 – Remembering, L_2 – Understanding, L_3 – Applying, L_4 – Analysing.

Course outcomes:

At the end of the course the student will be able to:

- Discuss the history of the 8051 and features of other 8051 family members and the internal architecture of the 8051.
- Explains the use of an 8051 assembler, the stack and the flag register, loop, jump, and call instructions.
- Discuss 8051 addressing modes, accessing data and I/O port programming, arithmetic, logic instructions, and programs.
- Develop 8051C programs for time delay, I/O operations, I/O bit manipulation, logic and arithmetic operations, data conversion and data serialization
- Discuss the hardware connection of the 8051 chip, its timers, serial data communication and its interfacing of 8051to the RS232.
- Discuss in detail 8051 interrupts and writing interrupt handler programs.
- Interface 8051 with real-world devices such as LCDs and keyboards, ADC, DAC chips and sensors.
- Interface 8031/51 with external memories, 8255 chip to add ports and relays, opt isolators and motors.■

Graduate Attributes (As per NBA)

Engineering Knowledge, Problem analysis.

Question paper pattern:

- The question paper will have ten full questions carrying equal marks. Each full question consisting of 16 marks.
- There will be two full questions (with a maximum of four sub questions) from each module.
- Each full question will have sub question covering all the topics under a module.
- The students will have to answer five full questions, selecting one full question from each module. ■

Textbook

1	The 8051 Microcontroller and Embedded Systems Using Assembly and C	Muhammad Ali Mazadi	Pearson	2nd Edition, 2008.

Reference Books

1	The 8051 Microcontroller	Kenneth Ayala	Cengage Learning	3rd Edition, 2005
2	The 8051 Microcontroller and Embedded Systems	Manish K Patel	McGraw Hill	2014
3	Microcontrollers: Architecture, Programming, Interfacing and System Design	Raj Kamal	Pearson	1st Edition, 2012

B.E ELECTRICAL AND ELECTRONICS ENGINEERING(EEE)
CHOICE BASED CREDIT SYSTEM (CBCS)
SEMESTER – V

POWER ELECTRONICS (Core Course)

Subject Code	15EE53	IA Marks	20
Number of Lecture Hours/Week	04	Exam Hours	03
Total Number of Lecture Hours	50	Exam Marks	80

Credits – 04

Course objectives:

- To give an overview of applications power electronics, different types of power semiconductor devices, their switching characteristics.
- To explain power diode characteristics, types, their operation and the effects of power diodes on RL circuits.
- To explain the techniques for design and analysis of single phase diode rectifier circuits.
- To explain different power transistors, their steady state and switching characteristics and imitations.
- To explain different types of Thyristors, their gate characteristics and gate control requirements.
- To explain the design, analysis techniques, performance parameters and characteristics of controlled rectifiers, DC- DC, DC -AC converters and Voltage controllers.■

Module-1	**Teaching Hours**
Introduction: Applications of Power Electronics, Types of Power Electronic Circuits, Peripheral Effects, Characteristics and Specifications of Switches. **Power Diodes:** Introduction, Diode Characteristics, Reverse Recovery Characteristics, Power Diode Types, Silicon Carbide Diodes, Silicon Carbide Schottky Diodes, Diode Switched *RL* Load, Freewheeling Diodes with Switched RLLoad. **Diode Rectifiers:**Introduction, Single-Phase Full-Wave Rectifiers, Single-Phase Full-Wave Rectifier with RL Load, Single-Phase Full-Wave Rectifier with a Highly Inductive Load.■	**10**
Revised Bloom's Taxonomy Level L_1 – Remembering,L_2 – Understanding,L_3 – Applying,L_4 – Analysing	
Module-2	
Power Transistors: Introduction, Power MOSFETs – Steady State Characteristics, Switching Characteristics Bipolar Junction Transistors – Steady State Characteristics, Switching Characteristics, Switching Limits, IGBTs, MOSFET Gate Drive, BJT Base Drive, Isolation of Gate and Base Drives, Pulse transformers and Opto-couplers.■	**10**
Revised Bloom's Taxonomy Level L_1 – Remembering,L_2 – Understanding,L_3 – Applying,L_4 – Analysing	
Module-3	
Thyristors: Introduction, Thyristor Characteristics, Two-Transistor Model of Thyristor, Thyristor Turn-On, Thyristor Turn-Off, A brief study on Thyristor Types, Series Operation of Thyristors, Parallel Operation of Thyristors, *di/dt*Protection, *dv/dt*Protection, DIACs, Thyristor Firing Circuits, Unijunction Transistor.■	**10**
Revised Bloom's Taxonomy Level L_1 – Remembering,L_2 – Understanding,L_3 – Applying,L_4 – Analysing	
Module-4	
Controlled Rectifiers: Introduction, Single-Phase Full Converters, Single-Phase Dual Converters, Three- Phase Full Converters, Three-Phase Dual Converters, **AC Voltage Controllers:** Introduction, Single-Phase Full-Wave Controllers with Resistive Loads, Single-Phase Full-Wave Controllers with Inductive Loads, Three-Phase Full-Wave Controllers. ■	**10**
Revised Bloom's Taxonomy Level L_1 – Remembering, L_2 – Understanding, L_3 – Applying, L_4 – Analysing.	

B.E ELECTRICAL AND ELECTRONICS ENGINEERING(EEE)
CHOICE BASED CREDIT SYSTEM (CBCS)
SEMESTER – V

15EE53 POWER ELECTRONICS (Core Course) (continued)

Module-5		**Teaching Hours**
DC-DC Converters: Introduction, principle of step down and step up chopper with RL load, performance parameters, DC-DC converter classification**.** **DC-AC converters**: Introduction, principle of operation single phase bridge inverters, three phase bridge inverters, voltage control of single phase inverters, Harmonic reductions, Current source inverters.■		**10**
Revised Bloom's Taxonomy Level	L_1 – Remembering, L_2 – Understanding, L_3 – Applying, L_4 – Analysing.	

Course outcomes:

At the end of the course the student will be able to:

- Explain application area of power electronics, types of power electronic circuits and switches their characteristics and specifications.
- Explain types of power diodes, their characteristics, and the effects of power diodes on RL circuits.
- Explain the techniques for design, operation and analysis of single phase diode rectifier circuits.
- Explain steady state, switching characteristics and gate control requirements of different power transistors and their limitations.
- Discuss different types of Thyristors, their operation, gate characteristics and gate control requirements.
- Explain designing, analysis techniques and characteristics of thyristor controlled rectifiers.
- Discuss the principle of operation of single phase and three phase DC - DC, DC –AC converters and AC voltage controllers.■

Graduate Attributes (As per NBA)

Engineering Knowledge, Problem analysis.

Question paper pattern:

- The question paper will have ten questions.
- Each full question is for 16 marks.
- There will be 2full questions (with a maximum of four sub questions in one full question) from each module.
- Each full question with sub questions will cover the contents under a module.
- Students will have to answer 5 full questions, selecting one full question from each module.■

Textbook

1	Power Electronics: Circuits Devices and Applications	Mohammad H Rashid,	Pearson	4th Edition, 2014

Reference Books

1	Power Electronics: Converters, Applications and Design	Ned Mohan et al	Wiley	3rd Edition, 2014
2	Power Electronics	Daniel W Hart	McGraw Hill	1st Edition, 2011
3	Elements of Power Electronics	Philip T Krein	Oxford	Indian Edition, 2008

B.E ELECTRICAL AND ELECTRONICS ENGINEERING(EEE)
CHOICE BASED CREDIT SYSTEM (CBCS)
SEMESTER – V

SIGNALS AND SYSTEMS (Core Course)

Subject Code	15EE54	IA Marks	20
Number of Lecture Hours/Week	04	Exam Hours	03
Total Number of Lecture Hours	50	Exam Marks	80

Credits – 04

Course objectives:

- To discuss arising of signals in different systems.
- To classify the signals and define certain elementary signals.
- To explain basic operations on signals and properties of systems.
- To explain the use of convolution integral and convolution summation in analyzing the response of linear time invariant systems in continuous and discrete time domains.
- To explain the properties of linear time invariant systems in terms of impulse response description.
- To explain determination of response of a given linear time invariant system and to provide a block diagram representation to it.
- To explain Fourier transform representation of continuous time and discrete time non –periodic signals and the properties of Fourier Transforms.
- To explain the applications of Fourier transform representation to study signals and linear time invariant systems.
- To explain the use of Z-transform in the complex exponential representation of discrete time signals and the analysis of systems. ■

Module-1		**Teaching Hours**
Introduction: Definitions of signals and a system, classification of signals, basic operations on signals. Elementary signals viewed as interconnections of operations, properties of systems. ■		**10**
Revised Bloom's Taxonomy Level	L_1 – Remembering, L_2 – Understanding, L_3 – Applying, L – 4 Analysing, L_5 – Evaluating.	
Module-2		
Time – Domain Representations For LTI Systems: Convolution, impulse response, properties, solution of differential and difference equations, block diagram representation.■		**10**
Revised Bloom's Taxonomy Level	L_1 – Remembering, L_2 – Understanding, L_3 – Applying, L_4 – Analysing, L_5 – Evaluating.	
Module-3		
The Continuous-Time Fourier Transform: Representation of a non -periodic signals: continuous-time Fourier transform (FT), Properties of continuous-time Fourier transform, Applications. Frequency response of LTI systems, Solutions of differential equations■		**10**
Revised Bloom's Taxonomy Level	L_1 – Remembering, L_2 – Understanding, L_3 – Applying, L_4 – Analysing, L_5 – Evaluating.	
Module-4		
The Discrete-Time Fourier Transform: Representations of non-periodic signals: The discrete-time Fourier transform (DTFT), Properties of DTFT and applications. Frequency response of LTI system, Solutions of differential equations.■		**10**
Revised Bloom's Taxonomy Level	L_1 – Remembering, L_2 – Understanding, L_3 – Applying, L_4 – Analysing, L_5 – Evaluating..	
Module-5		
Z- Transforms: Introduction, Z-transform, properties of ROC, properties of Z-transforms, inversion of Z-transform methods - power series and partial expansion, Transforms analysis of LTI systems, transfer function, stability and causality, unilateral Z-transform and its application to solve difference equations. ■		**10**
Revised Bloom's Taxonomy Level	L_1 – Remembering, L_2 – Understanding, L_3 – Applying, L_4 – Analysing, L_5 – Evaluating.	

B.E ELECTRICAL AND ELECTRONICS ENGINEERING(EEE)
CHOICE BASED CREDIT SYSTEM (CBCS)
SEMESTER – V

15EE54 SIGNALS AND SYSTEMS (Core Subject) (continued)

Course outcomes:

At the end of the course the student will be able to:

- Classify the signals and systems.
- Explain basic operations on signals and properties of systems.
- Use convolution in both continuous and discrete domain for the analysis of systems given the impulse response of a system.
- Evaluate response of a given linear time invariant system.
- Provide block diagram representation of a linear time invariant system.
- Apply continuous time Fourier transform representation to study signals and linear time invariant systems.
- Apply discrete time Fourier transform representation to study signals and linear time invariant systems. Use Z-transform and properties of Z transform for the analysis of discrete time systems.■

Graduate Attributes (As per NBA)

Engineering Knowledge, Problem Analysis, Modern tool usage, Ethics.

Question paper pattern:

- The question paper will have ten questions.
- Each full question is for 16 marks.
- There will be 2full questions (with a maximum of four sub questions in one full question) from each module.
- Each full question with sub questions will cover the contents under a module.
- Students will have to answer 5 full questions, selecting one full question from each module.■

Textbook

1	Signals and Systems	Simon Haykin, Berry Van Veen	Wiley	2nd Edition,2002

Reference Books

2	Fundamentals of Signals and Systems	Michael J. Roberts, Govind K Sharma	McGraw Hill	2nd Edition 2010
3	Signals and Systems	NagoorKani	McGraw Hill	1st Edition 2010
4	Signals and Systems A Primer with MATLAB	Matthew N.O. Sadiku Warsame H. Ali	CRC Press	1st Edition, 2016
5	Signals and Systems	Anand Kumar	PHI	3rd Edition, 2015

B.E ELECTRICAL AND ELECTRONICS ENGINEERING(EEE)
CHOICE BASED CREDIT SYSTEM (CBCS)
SEMESTER –V

INTRODUCTION TO NUCLEAR POWER (Professional Elective)

Subject Code	15EE551	IA Marks	20
Number of Lecture Hours/Week	03	Exam Hours	03
Total Number of Lecture Hours	40	Exam Marks	80

Credits – 03

Course objectives:

- To explain the fission process in nuclear materials and how the nuclear reactors work and the basic components of nuclear reactors and their types.
- Explanation about cooling of reactors, features of coolant, different types of coolants used in the reactors and the losses of cooling.
- Discussion on loss of cooling accidents in different reactors.
- Discussion on postulated severe accidents in water cooled reactors and other reactors and cooling of reactor during removal and processing.
- Discussion on cooling and disposing the nuclear waste and prospect of fusion energy in the future.■

Module-1	**Teaching Hours**
The Earth and Nuclear Power: Sources and Resources: Introduction, Earth's Internal Heat Generation, The Earth's Energy Flow, The Fission Process, Thermal Energy Resources. **How Reactors Work:** Introduction, The Fission Process, Basic Components of a Nuclear Reactor, Thermal Reactors, Fast Reactors. ■	**08**
Revised Bloom's Taxonomy Level: L_1 – Remembering, L_2 – Understanding, L_3 – Applying.	
Module-2	
Cooling Reactors: Introduction, General Features of a Reactor Coolant, Principles of Heat Transfer, Gaseous Coolants, Liquid Coolants, Boiling Coolants. **Loss of Cooling:** Introduction, The Electric Kettle, Pressurized-Water Reactor, Boiling-Water Reactor, CANDU Reactor, Gas-Cooled Reactors, Sodium- Cooled Fast Reactor. ■	**08**
Revised Bloom's Taxonomy Level: L_1 – Remembering, L_2 – Understanding, L_3 – Applying, L_4 – Analysing.	
Module-3	
Loss-of-Cooling Accidents: Introduction, Incidents in light Water-Cooled Reactors, Heavy Water-Moderated Reactors, Gas-Cooled Reactors, Liquid Metal-Cooled Fast Reactors.■	**08**
Revised Bloom's Taxonomy Level: L_1 – Remembering, L_2 – Understanding, L_3 – Applying, L_4 – Analysing.	
Module-4	
Postulated Severe Accidents Introduction: Introduction, Postulated Severe Accidents in Water-Cooled Reactors, Specific Phenomena relating to Severe Accidents, Severe Accidents in other Reactor Types, Fission Product Dispersion following Containment Failure. **Cooling during Fuel Removal and Processing**: Introduction, Refuelling, Spent Fuel Storage and Transport, Reprocessing Plant. ■	**08**
Revised Bloom's Taxonomy Level: L_1 – Remembering, L_2 – Understanding, L_3 – Applying, L_4 – Analysing.	
Module-5	
Cooling and Disposing of the Waste: Introduction, Classification of Waste Products, Fission Products and Their Biological Significance, Options for Nuclear Waste Disposal, Long-Term Storage and Disposal of Spent Nuclear Fuel, Storage and Disposal of Fission Products from Reprocessing Plants, Disposal of other Materials. **Fusion Energy -Prospect for the Future:** Introduction, The Fusion Process, Confinement, Current Technical Position, Conclusions. ■	**08**
Revised Bloom's Taxonomy Level: L_1 – Remembering, L_2 – Understanding, L_3 – Applying.	

B.E ELECTRICAL AND ELECTRONICS ENGINEERING(EEE)
CHOICE BASED CREDIT SYSTEM (CBCS)
SEMESTER –V

15EE551INTRODUCTION TO NUCLEAR POWER (Professional Elective) (continued)

Course outcomes:

At the end of the course the student will be able to:

- Explain the fission process in nuclear materials, basic components of nuclear reactors, types of nuclear reactors and their working.
- Discuss different types of coolants, their features, and cooling of reactors,
- Discuss loss of cooling accidents in different reactors.
- Discuss postulated severe accidents in reactors and cooling of reactor during removal of spent fuel.
- Discuss cooling and disposing the nuclear waste and prospect of fusion energy in the future.■

Graduate Attributes (As per NBA)

Engineering Knowledge, Design/ Development of Solutions, The Engineer and Society, Environment and Sustainability, Ethics, Project Management and Finance.

Question paper pattern:

- The question paper will have ten questions.
- Each full question is for 16 marks.
- There will be 2full questions (with a maximum of four sub questions in one full question) from each module.
- Each full question with sub questions will cover the contents under a module.
- Students will have to answer 5 full questions, selecting one full question from each module.■

Textbook

1	Introduction to Nuclear Power	Geoffrey F. Hewitt	Taylor & Francis	1st Edition, 2000

Reference Books

1	Nuclear Reactor Engineering	G.Vaidyanathan	S.Chand	1st Edition, 2013
2	Introduction to Nuclear Engineering	John R Lamarsh Anthony J Baratta	Pearson	3rd Edition, 2016

B.E ELECTRICAL AND ELECTRONICS ENGINEERING(EEE)
CHOICE BASED CREDIT SYSTEM (CBCS)
SEMESTER – V

ELECTRICAL ENGINEERING MATERIALS (Professional Elective)

Subject Code	15EE552	IA Marks	20
Number of Lecture Hours/Week	03	Exam Hours	03
Total Number of Lecture Hours	40	Exam Marks	80

Credits – 03

Course objectives:

- To impart the knowledge of conducting, dielectric, insulating and magnetic materials and their applications.
- To impart the knowledge of superconducting materials and their applications
- To impart the knowledge of plastics and materials for Opto - Electronic devices. ■

Module-1	**Teaching Hours**
Introduction to Electrical and Electronic Materials: Importance of materials, Classification of electrical and electronic materials, Scope of electrical and electronic materials, Requirement of Engineering materials, Operational requirements of electrical and electronic materials, Classification of solids on the basis of energy gap, Products – working principle and materials, Types of engineering materials, Levels of material structure. Spintronics and Spintronic materials, Ferromagnetic semiconductors, Left handed materials. **Conductors:** Conductor materials, Factors affecting conductivity, Thermal conductivity, Heating effect of current, Thermoelectric effect, Seebeck effect, Thomson effect, Wiedemann – Franz law and Lorentz relation, Problems .■	**08**
Revised Bloom's Taxonomy Level: L_1 – Remembering, L_2 – Understanding.	
Module-2	
Conductive Materials and Applications: Mechanically processed forms of electrical materials, Types of conducting materials, Low resistivity materials, High resistivity materials, Contact materials, Fusible materials, Filament materials, Carbon as filamentary and brush material, Material for conductors, cables, wires, solder, sheathing and sealing. **Dielectrics:** Introduction to dielectric materials, classification of dielectric materials, Dielectric constant, Dielectric strength and Dielectric loss. Polarization, Mechanisms of polarization, Comparison of different polarization process, Factors affecting polarization, Spontaneous polarization, Behaviour of polarization under impulse and frequency switching, Decay and build-up of polarization under ac field, Complex dielectric constant.■	**08**
Revised Bloom's Taxonomy Level: L_1 – Remembering, L_2 – Understanding.	
Module-3	
Insulating Materials: Insulating materials and applications – Ceramic, Mica, Porcelain, Glass, Micanite and Glass bonded mica. Polymeric materials – Bakelite, Polyethylene. Natural and synthetic rubber. Paper. Choice of solid insulating material for different applications, Liquid insulating materials – Requirements, Transformer oil, Bubble theory, Aging of mineral insulating oils. Gaseous insulating Materials – Air, Nitrogen, Vacuum. **Magnetic Materials:** Origin of permanent magnetic dipole, Magnetic terminology, Relation between relative permeability and magnetic susceptibility. Classification of magnetic materials, Diamagnetic, Paramagnetism, Ferromagnetism, Antiferromagnetism and the corresponding materials. Ferrimagnetism and ferrites – properties and applications, Soft and hard ferrites. Curie temperature, Laws of magnetic materials. Magnetization curve, Initial and maximum permeability. Hysteresis loop and loss, Eddy current loss. ■	**08**
Revised Bloom's Taxonomy Level: L_1 – Remembering, L_2 – Understanding.	
Module-4	
Magnetic Materials (continued): Types of magnetic materials, Soft and hard magnetic materials, High energy magnetic materials, Commercial grade soft and hard magnetic materials. **Superconductive Materials:** Concept of superconductors, Meaning of phenomenon of superconductivity, Properties of superconductors, Types of superconductors, Critical magnetic field	**08**

B.E ELECTRICAL AND ELECTRONICS ENGINEERING(EEE)
CHOICE BASED CREDIT SYSTEM (CBCS)
SEMESTER – V

15EE552 ELECTRICAL ENGINEERING MATERIALS (Professional Elective) (continued)

Module-4 (continued)		**Teaching Hours**
Superconductive Materials (continued):and critical temperature, Effects of Isotopic mass on critical temperature, Silsbee rule, Depth of penetration and coherence length. Ideal and Hard superconductors, Mechanism of super conduction, London's theory for Type I superconductors, GLAG theory for Type I superconductors, BCS theory, Applications and limitations. Applications of high temperature superconductors, Superconducting solenoids and magnets, MRI for medical diagnostics.■		
Revised Bloom's Taxonomy Level	L_1 – Remembering, L_2 – Understanding.	
Module-5		
Plastics: Introduction, Thermoplastics, Rubbers, Thermosets, DC and AC properties, Mechanical properties and processing of plastic. **Materials for Opto – Electronic Devices:** Introduction, Optical phenomena, Reflection, Refraction, Transmittivity, Scattering, Optical absorption, Optical properties of non-metals, Optical properties of metals, Optical properties of semiconductors, Optical properties of insulators. Luminescence, Opto – Electronic devices, Photoconductivity, Photoconductive cell.■		**08**
Revised Bloom's Taxonomy Level	L_1 – Remembering, L_2 – Understanding.	

Course outcomes:

At the end of the course the student will be able to:

- Discuss electrical and electronics materials, their importance, classification and operational requirement
- Discuss conducting materials used in engineering, their properties and classification.
- Discuss dielectric materials used in engineering, their properties and classification.
- Discuss insulating materials used in engineering, their properties and classification.
- Discuss magnetic materials used in engineering, their properties and classification
- Explain the phenomenon superconductivity, super conducting materials and their application in engineering.
- Explain the plastic and its properties and applications.
- Discuss materials used for Opto electronic devices.■

Graduate Attributes (As per NBA)

Engineering Knowledge

Question paper pattern:

- The question paper will have ten questions.
- Each full question is for 16 marks.
- There will be 2full questions (with a maximum of four sub questions in one full question) from each module.
- Each full question with sub questions will cover the contents under a module.
- Students will have to answer 5 full questions, selecting one full question from each module.■

Textbook

1	Advanced Electrical and Electronics Materials; Processes and Applications	K.M. Gupta Nishu Gupta	Wiley	First Edition, 2015
Reference Books				
1	Electronic Engineering Materials	R.K. Shukla Archana Singh	McGraw Hill	2012
2	Electrical Properties of Materials	L Solymar et al	Oxford	9th Edition, 2014
3	Electrical Engineering Materials	A.J. Dekker	Pearson	2016
4	Principle of Electronic Materials and Devices	S.O. Kasap	McGraw Hill	3rd Edition 2010

B.E ELECTRICAL AND ELECTRONICS ENGINEERING(EEE)
CHOICE BASED CREDIT SYSTEM (CBCS)
SEMESTER -V

ELECTRICAL ESTMATION AND COSTING (Professional Elective)

Subject Code	15EE553	IA Marks	20
Number of Lecture Hours/Week	03	Exam Hours	03
Total Number of Lecture Hours	40	Exam Marks	80

Credits - 03

Course objectives:

- To discuss the purpose of estimation and costing.
- To discuss market survey, estimates, purchase enquiries, tenders, comparative statement and payment of bills and Indian electricity act and some of the rules.
- To discuss distribution of energy in a building, wiring and methods of wiring, cables used in internal wiring, wiring accessories, fittings and fuses.
- To discuss design of lighting points and its number, total load, sub-circuits, size of conductor.
- To discuss different types of service mains and estimation of power circuits.
- To discuss estimation of overhead transmission and distribution system and its components.
  To discuss main components of a substation, their graphical representation and preparation of single line diagram of a substation. ■

Module-1	**Teaching Hours**
Principles of Estimation: Introduction to Estimation and Costing, Electrical Schedule, Catalogues, Market Survey and Source Selection, Recording of Estimates, Determination of Required Quantity of Material, LabourConditions, Determination of Cost Material and Labour, Contingencies, Overhead Charges, Profit, Purchase System, Purchase Enquiry and Selection of Appropriate Purchase Mode, Comparative Statement, Purchase Orders, Payment Of Bills, Tender Form, General Idea about IE Rule, Indian Electricity(IE) Act and IE Rules -29,30,45,46,47,50,51,54,55,77 and79.■	**08**
Revised Bloom's Taxonomy Level L_1 – Remembering, L_2 – Understanding.	
Module-2	
Wiring: Introduction, Distribution of energy in a Building, PVC Casing and Capping, Conduit Wiring, Desirabilities of Wiring. Types of cables used in Internal Wiring, Multi Strand Cables, Voltage Grading and Specification of Cables **Wiring (continued):** Main Switch and Distribution Board, Conduits and its accessories and Fittings. Lighting Accessories and Fittings, Types of Fuses, Size of Fuse, Fuse Units, Earthing Conductor. **Internal Wiring:** General rules for wiring, Design of Lighting Points (Refer to Seventh Chapter of the Textbook), Number of Points, Determination of Total Load, Number of Sub –Circuits, Ratings Main Switch and Distribution Board and Size of Conductor. Current Density, Layout. ..■	**08**
Revised Bloom's Taxonomy Level L_1 – Remembering, L_2 – Understanding, L_3 – Applying, L_4 – Analysing.	
Module-3	
Service Mains: Introduction, Types, Estimation of Underground and Overhead Service Connections. **Design and Estimation of Power Circuits:** Introduction, Important Considerations Regarding Motor Installation Wiring, Input Power, Input Current to Motors, Rating of Cables, Rating of Fuse, Size of Condit, Distribution Board Main Switch and Starter. ■	**08**
Revised Bloom's Taxonomy Level L_1 – Remembering, L_2 – Understanding, L_3 – Applying, L_4 – Analysing.	
Module-4	
Estimation of Overhead Transmission and Distribution Lines: (Review of Line Supports, Conductor Materials, Size of Conductor for Overhead Transmission Line, Types of Insulators)[No Question Shall be Set From the Review Portion]. Cross Arms, Pole Brackets and Clamps, Guys and Stays, Conductors Configuration Spacing and Clearances, Span Lengths, Lightning Arrestors, Phase Plates, Danger Plates, Anti Climbing Devices, Bird Guards, Beads of Jumpers, Muffs, Points to be Considered at the Time of Erection of Overhead Lines, Erection of Supports, Setting of Stays, Fixing of Cross Arms, Fixing of Insulators, Conductor Erection.	**08**

B.E ELECTRICAL AND ELECTRONICS ENGINEERING(EEE)
CHOICE BASED CREDIT SYSTEM (CBCS)
SEMESTER -V

15EE553 ELECTRICAL ESTMATION AND COSTING (Professional Elective) (continued)

Module-4 (continued)		**Teaching Hours**
Estimation of Overhead Transmission and Distribution Lines (continued): Repairing and Jointing of Conductors, Dead End Clamps, Positioning of Conductors and Attachment to Insulators, Jumpers, Tee-Offs, Earthing of Transmission Lines, Guarding of Overhead Lines, Clearances of Conductor From Ground, Spacing Between Conductors, Important Specifications. ■		
Revised Bloom's Taxonomy Level	L_1 – Remembering, L_2 – Understanding. L_3 – Applying, L_4 – Analysing	
Module-5		
Estimation of Substations: Main Electrical connection, Graphical Symbols for Various Types of Apparatus and Circuit Elements on Substation main Connection Diagram, Single Line Diagram of Typical Substations, Equipmentfor Substation, Substation Auxiliaries Supply, Substation Earthing.■		**08**
Revised Bloom's Taxonomy Level	L_1 – Remembering, L_2 – Understanding.	

Course outcomes:

At the end of the course the student will be able to:

- Explain the purpose of estimation and costing.
- Discuss market survey, estimates, purchase enquiries, preparation of tenders, comparative statements and payment of bills.
- Discuss Indian Electricity act and Indian Electricity rules.
- Discuss distribution of energy in a building, wiring and methods of wiring, cables used in internal wiring, wiring accessories and fittings, fuses and types of fuses.
- Discuss design of lighting points and its number, total load, sub-circuits, size of conductor.
- Discuss types of service mainsand estimation of service mains and power circuits.
- Discuss estimation of overhead transmission and distribution system and its components.
- Discuss main components of a substation, preparation of single line diagram of a substation and earthing of a substation.■

Graduate Attributes (As per NBA)

Engineering Knowledge,

Question paper pattern:

- The question paper will have ten questions.
- Each full question is for 16 marks.
- There will be 2full questions (with a maximum of four sub questions in one full question) from each module.
- Each full question with sub questions will cover the contents under a module.
- Students will have to answer 5 full questions, selecting one full question from each module.■

Textbook

1	A Course in Electrical Installation Estimating and Costing	J. B. Gupta	Katson Books,	9th Edition, 2012

B.E ELECTRICAL AND ELECTRONICS ENGINEERING(EEE)
CHOICE BASED CREDIT SYSTEM (CBCS)
SEMESTER – V

SPECIAL ELECTRICAL MACHINES (Professional Elective)

Subject Code	15EE554	IA Marks	20
Number of Lecture Hours/Week	03	Exam Hours	03
Total Number of Lecture Hours	40	Exam Marks	80

Credits – 03

Course objectives:

- To impart knowledge on the Construction, principle of operation, control and performance of stepping motors.
- To impart knowledge on the Construction, principle of operation, control and performance of switched reluctance motors and permanent magnet brushless D.C. motors.
- To impart knowledge on the Construction, principle of operation and performance of permanent magnet synchronous motors and synchronous reluctance motor.
- To impart knowledge on single phase special machines and servo motors.
- To impart knowledge on Linear electrical machine and permanent magnet axial flux machines.■

Module-1		**Teaching Hours**
Stepper Motor: Introduction, Variable Reluctance Stepper Motor, Permanent Magnet Stepper Motor, Hybrid Stepper Motor, Other Types of Stepper Motor, Windings in Stepper Motors, Torque Equation, Characteristics of Stepper Motor, Open – loop Control of Stepper Motor, Closed – loop Control of Stepper Motor, Microprocessor – Based Control of Stepper Motor, Applications of Stepper Motor. ■		**08**
Revised Bloom's Taxonomy Level	L_1 – Remembering, L_2 – Understanding.	
Module-2		
Switched Reluctance Motor (SRM): Construction, Principle of Working, Basics of SRM Analysis, Constraints on Pole Arc and Tooth Arc, Torque Equation and Characteristics, Power Converter Circuits, Control of SRM, Rotor Position Sensors, Current Regulators, Microprocessor – Based Control of SRM, Sensorless Control of SRM. **Permanent Magnet DC Motor and Brushless Permanent Magnet DC Motor:** Permanent Magnet DC (PMDC) motor, Brushless Permanent Magnet DC (BLDC) Motors.■		**08**
Revised Bloom's Taxonomy Level	L_1 – Remembering, L_2 – Understanding.	
Module-3		
Permanent Magnet Synchronous Motor (PMSM): Construction, Principle of Operation, EMF Equation, Torque Equation, Phasor Diagram, Circle Diagram, Comparison of Conventional and PMSM, Control of PMSM, Applications. **Synchronous Reluctance Motor (SyRM):** Constructional of SyRM, Working, Phasor Diagram and Torque Equation, Control of SyRM, Advantages and Applications. ■		**08**
Revised Bloom's Taxonomy Level	L_1 – Remembering, L_2 – Understanding.	
Module-4		
Single Phase Special Electrical Machines: AC series Motor, Repulsion Motor, Hysteresis Motor, Single Phase Reluctance Motor, Universal Motor. **Servo Motors:** DC Servo Motors, AC Servo Motors. ■		**08**
Revised Bloom's Taxonomy Level	L_1 – Remembering, L_2 – Understanding.	
Module-5		
Linear Electric Machines: Linear Induction Motor, Linear Synchronous Motor, DC Linear Motor, Linear Reluctance Motor, Linear Levitation Machines. **Permanent Magnet Axial Flux (PMAF) Machines:** Comparison of Permanent Radial and Axial Flux Machines, Construction of PMAF Machines, Armature Windings, torque and EMF Equations of PMAF, Phasor Diagram, Output Equation, Pulsating Torque And its Minimisation, Control and Applications of PMAF. ■		**08**
Revised Bloom's Taxonomy Level	L_1 – Remembering, L_2 – Understanding.	

B.E ELECTRICAL AND ELECTRONICS ENGINEERING(EEE)
CHOICE BASED CREDIT SYSTEM (CBCS)
SEMESTER – V

15EE554 SPECIAL ELECTRICAL MACHINES (Professional Elective) (continued)

Course outcomes:

At the end of the course the student will be able to:

- Explain the performance and control of stepper motors, and their applications.
- Explain theory of operation and control of switched reluctance motor and permanent magnet brushless D.C. motors.
- Explain theory of operation and control of permanent magnet synchronous motors and synchronous reluctance motor.
- Explain operation of single phase special machines and servo motors.
- Explain operation of linear electrical machine and permanent magnet axial flux machines. ■

Graduate Attributes (As per NBA):

Engineering Knowledge, Problem analysis.

Question paper pattern:

- The question paper will have ten questions.
- Each full question is for 16 marks.
- There will be 2full questions (with a maximum of four sub questions in one full question) from each module.
- Each full question with sub questions will cover the contents under a module.

Textbook

1	Special Electrical Machines	E.G. Janardanan	PHI	1st Edition 2014.

Reference Books

1	Special Electrical Machines	K Venkataratham	University Press	2009
2	Brushless Permanent Magnet and Reluctance Motor Drives	T J E Miller	Clerendon Press, Oxford	1989
3	Permanent Magnet and Brushless DC Motors	Kenjo T and Nagamori S	Clerendon Press, Oxford	1985
4	Stepping Motors and their Microprocessor Control	KenjoT	Clerendon Press Oxford	1984
5	Switched Reluctance Motor Drives Modeling, Simulation Design and Applications	Krishan R	CRC	2001

B.E ELECTRICAL AND ELECTRONICS ENGINEERING(EEE)
CHOICE BASED CREDIT SYSTEM (CBCS)
SEMESTER – V

ELECTRONIC COMMUNICATION SYSTEMS(Open Elective)

Subject Code	15EE561	IA Marks	20
Number of Lecture Hours/Week	03	Exam Hours	03
Total Number of Lecture Hours	40	Exam Marks	80

Credits - 03

Course objectives:

- To explain elements of communication system, noise and its effects.
- To describe the theory of amplitude, angle, pulse and digital modulation techniques
- To explain principles of radio communication, transmitters and receivers
- To explain basics of Television Broadcasting
- To explain basic principles of radar systems.
- To discuss multiplexing used in broadband communications.
- To explain the basic routing process used for long-distance telephony
- To explain fiber optic technology used for communication and its components and systems and their installation.
- To discuss basics of information theory, coding and data communication.

Module-1		**Teaching Hours**
Introduction to Communication: Elements of a Communication System, Need for Modulation, Electromagnetic Spectrum and Typical Applications, Terminologies in Communication Systems, Basics of Signal Representation and Analysis. **Noise:** External Noise, internal Noise, Noise Calculations, Noise Figure, Noise Temperature. **Amplitude Modulation Techniques:** Elements of Analog Communication, Theory of Amplitude Modulation Techniques, Generation of Amplitude Modulated Signals.■		**08**
Revised Bloom's Taxonomy Level	L_1 – Remembering, L_2 – Understanding, L_3 – Applying, L_4 – Analysing.	
Module-2		
Angle Modulation Techniques: Theory of Angle Modulation Techniques, Practical Issues in Frequency Modulation, Generation of Frequency Modulation. **Pulse Modulation Techniques:** Introduction, Pulse Analog Modulation Techniques, Pulse Digital Modulation Techniques. **Digital Modulation Techniques:** Introduction, Basic Digital Modulation Schemes, M-ary Digital Modulation Techniques.■		**08**
Revised Bloom's Taxonomy Level	L_1 – Remembering, L_2 – Understanding, L_3 – Applying, L_4 – Analysing.	
Module-3		
Radio Transmitters and Receivers: Introduction lo Radio Communication, Radio Transmitters, Receiver Types, AM Receivers, FM Receivers, Single- and Independent-Sideband Receivers. **Television Broadcasting:** Requirements and Standards, Black-and-White Transmission, Black-and-White Reception, Colour Transmission and Reception.■		**08**
Revised Bloom's Taxonomy Level	L_1 – Remembering, L_2 – Understanding, L_3 – Applying, L_4 – Analysing.	
Module-4		
Radar Systems: Basic Principles, Pulsed Systems, Other Radar Systems. **Broadband Communication Systems:** Multiplexing, Short-and Medium-Haul Systems, Long-Haul Systems, Elements of Long-Distance Telephony.■		**08**
Revised Bloom's Taxonomy Level	L_1 – Remembering, L_2 – Understanding, L_3 – Applying, L_4 – Analysing	

B.E ELECTRICAL AND ELECTRONICS ENGINEERING(EEE)
CHOICE BASED CREDIT SYSTEM (CBCS)
SEMESTER – V

15EE561 ELECTRONIC COMMUNICATION SYSTEMS(Open Elective) (continued)

Module-5	**Teaching Hours**
Introduction to Fiber Optic Technology: History of Fiber Optics, Need of Optical Fibers, Introduction to Light, The Optical Fiber and Fiber Cables, Fiber Optic Components and Systems, Installation, Testing, and Repair. **Information Theory, Coding and Data Communication:** Information Theory, Digital Codes, Error Detection and Correction, Fundamentals of Data Communication System, Data Sets and Interconnection Requirements, Network and Control Considerations.■	**08**
Revised Bloom's Taxonomy Level L_1 – Remembering, L_2 – Understanding, L_3 – Applying, L_4 – Analysing	

Course outcomes:

At the end of the course the student will be able to:

- Understand communication systems and its terminologies.
- Explain noise, computation of noise level in communication systems.
- Describe the theory of amplitude, angle, pulse and digital modulation techniques
- Explain principles of radio communication, transmitters and receivers
- Show understanding of the basic TV system and process transmission and reception
- Explain basic principles of radar systems and multiplexing broadband communication systems.
- Show understanding of fiber optic technology.
- Show understanding of information theory, coding and data communication

Graduate Attributes (As per NBA)

Engineering Knowledge, Problem Analysis, Design/ Development of Solutions, Conduct investigations, Life-long Learning.

Question paper pattern:

- The question paper will have ten questions.
- Each full question is for 16 marks.
- There will be 2full questions (with a maximum of four sub questions in one full question) from each module.
- Each full question with sub questions will cover the contents under a module.
- Students will have to answer 5 full questions, selecting one full question from each module.■

Textbook

1	Electronic Communication Systems	George Kennedy	McGraw Hill	5th Edition, 2011

Reference Books

1	Electronic Communications Systems: Fundamentals Through Advanced	Wayne Tomasi	Pearson	5th Edition, 2009
2	Communication Systems	V. Chandrasekar	Oxford	1st Edition, 2012
3	Communication Systems	P Ramakrishna Rao	McGraw Hill	1st Edition, 2013

B.E ELECTRICAL AND ELECTRONICS ENGINEERING(EEE)
CHOICE BASED CREDIT SYSTEM (CBCS)
SEMESTER - V

PROGRAMMABLE LOGIC CONTROLLERS (Open Elective)

Subject Code	15EE562	IA Marks	20
Number of Lecture Hours/Week	03	Exam Hours	03
Total Number of Lecture Hours	40	Exam Marks	80

Credits - 03

Course objectives:

- To explain advantages and disadvantages, main parts and their functions, basic sequence of operation of PLC.
- To describe the hardware components: I/O modules, CPU, memory devices, other support devices and the functions of PLC memory map.
- To describe program scan sequence, the communication of information to the PLC using different languages, internal relay instruction.
- To explain identification of common operating modes found in PLCs, writing and entering the ladder logic programs.
- To define the functions of Relays, Contactors, Motor Starters, Switches, Sensors, Output Control Devices, Seal-In Circuits and Latching Relays.
- To explain conversion of relay schematics into PLC ladder logic programs and writing PLC programs directly from narrative descriptions.
- To explain the functions of PLC counter instructions, applying combinations of counters and timers to control systems.
- To describe the function of selectable timed interrupt and fault routine files and use of temporary end instruction.
- To explain the execution of data transfer instructions, interruption of data transfer and data compare instructions.
- To explain the basic operation of PLC closed-loop control system, various forms of mechanical sequencers and their operations.
- To describe the operation of bit and word shift registers and develop programs that use shift registers.
- To discuss the operation of various processes, structures of control systems and the method of communication between different industrial processes. ■

Module-1	**Teaching Hours**
Programmable Logic Controllers: Introduction, Parts of a PLC, Principles of Operation, Modifying the Operation, PLCs versus Computers, PLC Size and Application. **PLC Hardware Components:** The I/O Section, Discrete I/O Modules, Analog I/O Modules, Special I/O Modules, I/O Specifications, The Central Processing Unit (CPU), Memory Design, Memory Types, Programming Terminal Devices, Recording and Retrieving Data, Human Machine Interfaces (HMIs). **Basics of PLC Programming:** Processor Memory Organization, Program Scan, PLC Programming Languages, Relay-Type Instructions, Instruction Addressing, Branch Instructions, Internal Relay Instructions, Programming Examine If Closed and Examine If Open Instructions, Entering the Ladder Diagram, Modes of Operation■	**08**
Revised Bloom's Taxonomy Level L_1 – Remembering, L_2 – Understanding,	
Module-2	
Developing Fundamental PLC Wiring Diagrams and Ladder Logic Programs: Electromagnetic Control Relays, Contactors, Motor Starters, Manually Operated Switches, Mechanically Operated Switches, Sensors, Output Control Devices, Seal-In Circuits, Latching Relays, Converting Relay Schematics into PLC Ladder Programs, Writing a Ladder Logic Program Directly from a Narrative Description. **Programming Timers:** Mechanical Timing Relays, Timer Instructions, On-Delay Timer Instruction, Off-Delay Timer Instruction, Retentive Timer, Cascading Timers.■	**08**
Revised Bloom's Taxonomy Level L_1 – Remembering, L_2 – Understanding,.	

B.E ELECTRICAL AND ELECTRONICS ENGINEERING(EEE)
CHOICE BASED CREDIT SYSTEM (CBCS)
SEMESTER - V

15EE562 PROGRAMMABLE LOGIC CONTROLLERS (Open Elective) (continued)

Module-3		**Teaching Hours**
Programming Counters: Counter Instructions, Up-Counter, Down-Counter, Cascading Counters, Incremental Encoder-Counter Applications, Combining Counter and Timer Functions. **Program Control Instructions:** Master Control Reset Instruction, Jump Instruction, Subroutine Functions, Immediate Input and Immediate Output Instructions, Forcing External I/O Addresses, Safety Circuitry, Selectable Timed Interrupt, Fault Routine, Temporary End Instruction, Suspend Instruction. ■		**08**
Revised Bloom's Taxonomy Level	L_1 – Remembering, L_2 – Understanding,.	
Module-4		
Data Manipulation Instructions: Data Manipulation, Data Transfer Operations, Data Compare Instructions, Data Manipulation Programs, Numerical Data I/O Interfaces, Closed-Loop Control. **Math Instructions:** Math Instructions, Addition Instruction, Subtraction Instruction, Multiplication Instruction, Division Instruction, Other Word-Level Math Instructions, File Arithmetic Operations. ■		**08**
Revised Bloom's Taxonomy Level	L_1 – Remembering, L_2 – Understanding.	
Module-5		
Sequencer and Shift Register Instructions: Mechanical Sequencers, Sequencer Instructions, Sequencer Programs, Bit Shift Registers, Word Shift Operations. **Process Control, Network Systems, and SCADA:** Types of Processes, Structure of Control Systems, On/Off Control, PID Control, Motion Control, Data Communications, Supervisory Control and Data Acquisition (SCADA). ■		**08**
Revised Bloom's Taxonomy Level	L_1 – Remembering, L_2 – Understanding.	

Course outcomes:

At the end of the course the student will be able to:

- Discuss history of PLC, its sequence of operation, advantages and disadvantages, main parts and their functions.
- Describe the hardware components of PLC: I/O modules, CPU, memory devices, other support devices, operating modes and PLC programming.
- Describe field devices Relays, Contactors, Motor Starters, Switches, Sensors, Output Control Devices, Seal-In Circuits, and Latching Relays commonly used with I/O module.
- Convert relay schematics and narrative descriptions into PLC ladder logic programs
- Analyze PLC timer and counter ladder logic programs
- Describe the operation of different program control instructions
- Discuss the execution of data transfer instructions, data compare instructions and the basic operation of PLC closed-loop control system.
- Describe the operation of mechanical sequencers, bit and word shift registers, processes and structure of control systems and communication between the processes.■

Graduate Attributes (As per NBA)

Engineering Knowledge

Question paper pattern:

- The question paper will have ten questions.
- Each full question is for 16 marks.
- There will be 2full questions (with a maximum of four sub questions in one full question) from each module.
- Each full question with sub questions will cover the contents under a module.

Students will have to answer 5 full questions, selecting one full question from each module.■

B.E ELECTRICAL AND ELECTRONICS ENGINEERING(EEE) CHOICE BASED CREDIT SYSTEM (CBCS) SEMESTER - V				
15EE562 PROGRAMMABLE LOGIC CONTROLLERS (Open Elective) (continued)				
Textbook				
1	Programmable Logic Controllers	Frank D Petruzella	McGraw Hill,	4th Edition, 2011
Reference Book				
1	Programmable Logic Controllers an Engineer's Guide,	E A Parr	Newnes	3rd Edition, 2013
2	Introduction Programmable Logic Controllers	Gary Dunning	Cengage	3rd Edition, 2006

B.E ELECTRICAL AND ELECTRONICS ENGINEERING(EEE)
CHOICE BASED CREDIT SYSTEM (CBCS)
SEMESTER - V

RENEWABLE ENERGY RESOURCES(Open Elective)

Subject Code	15EE563	IA Marks	20
Number of Lecture Hours/Week	03	Exam Hours	03
Total Number of Lecture Hours	40	Exam Marks	80

Credits - 03

Course objectives:

- To discuss causes of energy scarcity and its solution, energy resources and availability of renewable energy.
- To explain sun – earth geometric relationship, Earth – Sun Angles and their Relationships
- To discuss about solar energy reaching the Earth's surface and solar thermal energy applications.
- To discuss types of solar collectors, their configurations and their applications
- To explain the components of a solar cell system, equivalent circuit of a solar cell, its characteristics and applications.
- To discus benefits of hydrogen energy, production of hydrogen energy, storage its advantages and disadvantages.
- To discuss wind turbines, wind resources, site selection for wind turbine
- To discuss geothermal systems, their classification and geothermal based electric power generation
- To discuss waste recovery management systems, advantages and disadvantages
- To discuss biomass production, types of biomass gasifiers, properties of producer gas.
- To discuss biogas, its composition, production, benefits.
- To discuss tidal energy resources, energy availability, power generation.
- To explain motion in the sea wave, power associated with sea wave and energy availability and the devices for harnessing wave energy.
- To discuss principles of ocean thermal energy conversion and production of electricity.■

Module-1	**Teaching Hours**
Introduction: Causes of Energy Scarcity, Solution to Energy Scarcity, Factors Affecting Energy Resource Development, Energy Resources and Classification, Renewable Energy – Worldwide Renewable Energy Availability, Renewable Energy in India. **Energy from Sun:** Sun- earth Geometric Relationship, Layer of the Sun, Earth – Sun Angles and their Relationships, Solar Energy Reaching the Earth's Surface, Solar Thermal Energy Applications. ■	**08**
Revised Bloom's Taxonomy Level L_1 – Remembering, L_2 – Understanding, L_3 – Applying.	
Module-2	
Solar Thermal Energy Collectors: Types of Solar Collectors, Configurations of Certain Practical Solar Thermal Collectors, Material Aspects ofSolar Collectors, Concentrating Collectors, Parabolic Dish – Stirling Engine System, Working of Stirling or Brayton Heat Engine, Solar Collector Systems into Building Services, Solar Water Heating Systems, Passive Solar Water Heating Systems, Applications of Solar Water Heating Systems, Active Solar Space Cooling, Solar Air Heating, Solar Dryers, Crop Drying, Space Cooing, Solar Cookers, Solar pond. **Solar Cells:** Components of Solar Cell System, Elements of Silicon Solar Cell, Solar Cell materials, Practical Solar Cells, I – V Characteristics of Solar Cells, Efficiency of Solar Cells, Photovoltaic Panels, Applications of Solar Cell Systems.■	**08**
Revised Bloom's Taxonomy Level L_1 – Remembering, L_2 – Understanding, L_3 – Applying, L_4 – Analysing.	
Module-3	
Hydrogen Energy: Benefits of Hydrogen Energy, Hydrogen Production Technologies, Hydrogen Energy Storage, Use of Hydrogen Energy, Advantages and Disadvantages of Hydrogen Energy, Problems Associated with Hydrogen Energy. **Wind Energy:** Windmills, Wind Turbines, Wind Resources, Wind Turbine Site Selection. **Geothermal Energy:** Geothermal Systems, Classifications, Geothermal Resource Utilization, Resource Exploration, Geothermal Based Electric Power Generation, Associated Problems, environmental Effects.	**08**

B.E ELECTRICAL AND ELECTRONICS ENGINEERING(EEE)
CHOICE BASED CREDIT SYSTEM (CBCS)
SEMESTER - V

15EE563 RENEWABLE ENERGY RESOURCES(Open Elective) (continued)

Module-3 (continued)		**Teaching Hours**
Solid waste and Agricultural Refuse: Waste is Wealth, Key Issues, Waste Recovery Management Scheme, Advantages and Disadvantages of Waste Recycling, Sources and Types of Waste, Recycling of Plastics. ■		
Revised Bloom's Taxonomy Level	L_1 – Remembering, L_2 – Understanding, L_3 – Applying, L_4 – Analysing.	
Module-4		
Biomass Energy: Biomass Production, Energy Plantation,Biomass Gasification, Theory of Gasification, Gasifier and Their Classifications, Chemistry of Reaction Process in Gasification, Updraft, Downdraft and Cross-draft Gasifiers, Fluidized Bed Gasification, Use of Biomass Gasifier, Gasifier Biomass Feed Characteristics, Applications of Biomass Gasifier, Cooling and Cleaning of Gasifiers. **Biogas Energy:** Introduction, Biogas and its Composition, Anaerobic Digestion, Biogas Production, Benefits of Biogas, Factors Affecting the Selection of a Particular Model of a Biogas Plant, Biogas Plant Feeds and their Characteristics. **Tidal Energy:**Introduction, Tidal Energy Resource, Tidal Energy Availability, Tidal Power Generation in India, Leading Country in Tidal Power Plant Installation, Energy Availability in Tides, Tidal Power Basin, Turbines for Tidal Power, Advantages and Disadvantages of Tidal Power, Problems Faced in Exploiting Tidal Energy.■		**08**
Revised Bloom's Taxonomy Level	L_1 – Remembering, L_2 – Understanding, L_3 – Applying, L_4 – Analysing.	
Module-5		
Sea Wave Energy: Introduction, Motion in the sea Waves, Power Associated with Sea Waves, Wave Energy Availability, Devices for Harnessing Wave Energy, Advantages and Disadvantages of Wave Power. **Ocean Thermal Energy:**Introduction,Principles of Ocean Thermal Energy Conversion (OTEC), Ocean Thermal Energy Conversion plants, Basic Rankine Cycle and its Working, Closed Cycle, Open Cycle and Hybrid Cycle, Carnot Cycle, Application of OTEC in Addition to Produce Electricity, Advantages, Disadvantages and Benefits of OTEC. ■		**08**
Revised Bloom's Taxonomy Level	L_1 – Remembering, L_2 – Understanding, L_3 – Applying.	

Course outcomes:

At the end of the course the student will be able to:

- Discuss causes of energy scarcity and its solution, energy resources and availability of renewable energy.
- Discuss energy from sun, energy reaching the Earth's surface and solar thermal energy applications.
- Discuss types of solar collectors, their configurations, solar cell system, its characteristics and their applications.
- Discus generation of energy from hydrogen, wind, geothermal system, solid waste and agriculture refuse.
- Discuss production of energy from biomass, biogas.
- Discuss tidal energy resources, energy availability and power generation.
- Discuss power generation sea wave energy and ocean thermal energy. ■

Graduate Attributes (As per NBA)

Engineering Knowledge,Problem Analysis,Modern tool usage,Ethics.

Question paper pattern:

- The question paper will have ten questions.
- Each full question is for 16 marks.
- There will be 2full questions (with a maximum of four sub questions in one full question) from each module.
- Each full question with sub questions will cover the contents under a module.

B.E ELECTRICAL AND ELECTRONICS ENGINEERING(EEE) CHOICE BASED CREDIT SYSTEM (CBCS) SEMESTER - V				
15EE563 RENEWABLE ENERGY RESOURCES(Open Elective) (continued)				
Textbook				
1	Nonconventional Energy Resources	ShobhNath Singh	Pearson	1st Edition, 2015
Reference Books				
1	Nonconventional Energy Resources	B.H. Khan	McGraw Hill	3rd Edition,
2	Renewable Energy; Power for a sustainable Future	Godfrey Boyle	Oxford	3rd Edition, 2012
3	Renewable Energy Sources: Their Impact on global Warming and Pollution	TasneemAbbasi S.A. Abbasi	PHI	1st Edition, 2011

B.E ELECTRICAL AND ELECTRONICS ENGINEERING(EEE)
CHOICE BASED CREDIT SYSTEM (CBCS)
SEMESTER -V

BUSINESS COMMUNICATION (Open Elective)

Subject Code	15EE564	IA Marks	20
Number of Lecture Hours/Week	03	Exam Hours	03
Total Number of Lecture Hours	40	Exam Marks	80

Credits - 03

Course objectives:

- To discuss analysing audiences, and choose the most effective structure and style for delivering strategically sound written and spoken messages.
- To discuss how to organize the talk, handling audience response.
- To discuss how to communicate with managers, co-workers, customers and suppliers.
- To discuss how engineers can use written and oral skills, computer, graphics and other engineering tools to communicate with other engineers and management.■

Module-1	**Teaching Hours**
Analyse Communication Purpose and Audience: How to Learn, How Engineers Are Persuaded, Speak or Write: Select the Right Communication Channel, Consider Your Communication Purpose and Audience. **Projecting the Image of the Engineering Profession:** Overcome Anxiety, Primary Impact: Nonverbal Body Language, Secondary Impact: Control Vocal Quality, Volume, And Pace, Optimize Presentation Environment. **Presentation Aids: Engineering:** The Real da Vinci Code, Speaking Visually—Guidelines for Using Presentation Aids, Choosing among Options, Creating Visuals with Impact, Delivering with Visuals. ■	**08**
Revised Bloom's Taxonomy Level: L_1 – Remembering, L_2 – Understanding, L_3 – Applying.	
Module-2	
Organize Your Talk: Planning Your Talk, Conducting an Audience Analysis: 39Questions, Organizing Your Talking Seven Easy Stages, Getting Attention and Keeping Interest, Five Minutes Early – Time Management for Your Presentation, Delivering Your Introduction, Presenting Your Conclusion. **Handling Audience Response:** Create the Environment, Handle with C.A.R.E, Deal with Hostile Questions, Deal with Other Types of Questions, Control the Q&A Session, Thinking on Your Feet. **Organizing for Emphasis:** Make our Bottom Line the Top Line, Purpose Statement and Blueprints, Open Long Reports with a Summary, Use More Topic Sentences, Develop Headings, Structure Vertical Lists. ■	**08**
Revised Bloom's Taxonomy Level: L_1 – Remembering, L_2 – Understanding, L_3 – Applying, L_4 – Analysing.	
Module-3	
Write As If Talking to Your Engineering Associates: Use Personal Pronouns, Relyon Everyday Words, Use Short Spoken Transitions, Keep Sentences Short, Reach Out to Your Engineering Readers by Asking Questions, 5Whys-ATechnique for Engineering Problem Solving. **Trim Your Expressions:** Introduction, Prune Wordy Expressions, Use Strong Verbs, Cut Doublings and Noun Strings, Eliminate Unnecessary Determiners and Modifiers, Change Phrases into Single Words, Change Unnecessary Clauses into Phrases or Single Words, Avoid Over using "Itis" and "Thereis", Eight Steps for Lean Writing. **Write Actively—Engineering is about Actions:** Active Voice:"Albert Einstein Wrote the Theory of Relativity", How to Recognize the Passive Voice, How to Write Actively – Use Three Cures, Write Passively for Good Reasons Only, Theory of Completed Staff Work. ■	**08**
Revised Bloom's Taxonomy Level: L_1 – Remembering, L_2 – Understanding, L_3 – Applying, L_4 – Analysing.	
Module-4	
Every day Engineering Communications -E-Mails, Phone Calls, and Memos: Effective E-mail Writing: Seven Things to Remember, How to Be Productive on the Phone, "Memos Solve Problems".	**08**

B.E ELECTRICAL AND ELECTRONICS ENGINEERING(EEE)
CHOICE BASED CREDIT SYSTEM (CBCS)
SEMESTER -V

15EE564 BUSINESS COMMUNICATION (Open Elective) (continued)

Module-4 (continued)		**Teaching Hours**
Visuals for Engineering Presentation - Engineers Think in Pictures: Optimize Slide Layout, Display Engineering Data Effectively, How to Develop Effective Graphics. **Write Winning Grant Proposals:** Know Your Audience, Understand Your Goal and Marketing Strategy, Select the Correct Writing Style, Organize Your Proposal around the FourPs, A Brief Checklist before Submitting Your Proposal. ■		
Revised Bloom's Taxonomy Level	L_1 – Remembering, L_2 – Understanding.	

Module-5		
How to Effectively Prepare Engineering Reports: Writing an Effective Progress Report, Develop Informative Design Reports. **Listening Interactive Communication about Engineering Risk:** Listening – A Forgotten Risk Communication Skill Listening – Harder Than Speaking and Writing, How to Listen to Voice of Customers about Risk, Listen Attentively: Understanding What Drives Perceived Risk, Thirteen Questions about Risk Communication. ■		**08**
Revised Bloom's Taxonomy Level	L_1 – Remembering, L_2 – Understanding.	

Course outcomes:

At the end of the course the student will be able to:

- Apply business communication strategies and principles to prepare effective communication for domestic and international business situations.
- Utilize analytical and problem solving skills appropriate to business communication.
- Participate in team activities that lead to the development of collaborative work skills.
- Select appropriate organizational formats and channels used in developing and presenting business messages.
- Compose and revise accurate business documents using computer technology.
- Communicate via electronic mail, Internet, and other technologies.
- Deliver an effective oral business presentation. ■

Graduate Attributes (As per NBA)

Engineering Knowledge

Question paper pattern:

- The question paper will have ten questions.
- Each full question is for 16 marks.
- There will be 2full questions (with a maximum of four sub questions in one full question) from each module.
- Each full question with sub questions will cover the contents under a module.
- Students will have to answer 5 full questions, selecting one full question from each module.■

Text Book

1	What Every Engineer Should Know AboutBusinessCommunication	John X. Wang	CRC	2008

B.E ELECTRICAL AND ELECTRONICS ENGINEERING(EEE)
CHOICE BASED CREDIT SYSTEM (CBCS)
SEMESTER -V

MICROCONTROLLER LABORATORY - 1

Subject Code	15EEL57	IA Marks	20
Number of Practical Hours/Week	03	Exam Hours	03
Total Number of Practical Hours	42	Exam Marks	80

Credits - 02

Course objectives:

- To explain writing assembly language programs for data transfer, arithmetic, Boolean and logical instructions.
- To explain writing assembly language programs for code conversions.
- To explain writing assembly language programs using subroutines for generation of delays, counters, configuration of SFRs for serial communication and timers.
- To perform interfacing of stepper motor and dc motor for controlling the speed.
- To explain generation of different waveforms using DAC interface. ■

Sl. NO	Experiments
Note: For the experiments 1 to 6, 8051 assembly programming is to be used.	
1	Data transfer – Program for block data movement, sorting, exchanging, finding largest element in an array.
2	Arithmetic instructions: Addition, subtraction, multiplication and division. Square and cube operations for 16 bit numbers.
3	Counters
4	Boolean and logical instructions (bit manipulation).
5	Conditional call and return instructions.
6	Code conversion programs – BCD to ASCII, ASCII to BCD, ASCII to decimal, Decimal to ASCII, Hexa decimal to and Decimal to Hexa.
7	Programs to generate delay, Programs using serial port and on-chip timer/counters.
Note: Single chip solution for interfacing 8051 is to be with C Programs for the following experiments.	
8	Stepper motor interface.
9	DC motor interface for direction and speed control using PWM.
10	Alphanumerical LCD panel interface.
11	Generate different waveforms: Sine, Square, Triangular, Ramp using DAC interface.
12	External ADC and Temperature control interface.
13	Elevator interface.
Revised Bloom's Taxonomy Level	L_1 – Remembering, L_2 – Understanding, L_3 – Applying, L_4 – Analysing, L_5 – Evaluating, L_6 – Creating.

Course outcomes:

At the end of the course the student will be able to:

- Write assembly language programs for data transfer, arithmetic, Boolean and logical instructions.
- Write ALP for code conversions.
- Write ALP using subroutines for generation of delays, counters, configuration of SFRs for serial communication and timers.
- Perform interfacing of stepper motor and dc motor for controlling the speed.
- Generate different waveforms using DAC interface.
- Work with a small team to carryout experiments using microcontroller concepts and prepare reports that present lab work.■

Graduate Attributes (As per NBA)

Engineering Knowledge, Problem Analysis, Individual and Team work, Modern tool usage, Communication.

B.E ELECTRICAL AND ELECTRONICS ENGINEERING(EEE)
CHOICE BASED CREDIT SYSTEM (CBCS)
SEMESTER -V

15EEL57 MICROCONTROLLER LABORATORY – 1(continued)

Conduct of Practical Examination:

1. All laboratory experiments are to be included for practical examination.
2. Breakup of marks and the instructions printed on the cover page of answer script to be strictly adhered by the examiners.
3. Students can pick one experiment from the questions lot prepared by the examiners.
4. Change of experiment is allowed only once and 15% Marks allotted to the procedure part to be made zero.■

Learning beyond the syllabus: To acquire a wide variety of skills and to develop society friendly applications mini projects can be practiced by referring to "Microcontroller Based Projects" Second Edition, An EFY (Electronics For You) Enterprise Pvt Ltd, 2013.

B.E ELECTRICAL AND ELECTRONICS ENGINEERING(EEE)
CHOICE BASED CREDIT SYSTEM (CBCS)
SEMESTER - V

POWER ELECTRONICS LABORATORY

Subject Code	15EEL58	IA Marks	20
Number of Practical Hours/Week	03	Exam Hours	03
Total Number of Practical Hours	42	Exam Marks	80

Credits - 02

Course objectives:

- To conduct experiments on semiconductor devices to obtain their static characteristics.
- To study different methods of triggering the SCR
- To study the performance of single phase controlled full wave rectifier and AC voltage controller with R and RL loads.
- To control the speed of a dc motor, universal motor and stepper motors.
- To study single phase full bridge inverter connected to resistive load.
- To study commutation of SCR. ■

Sl. No	Experiments
1	Static Characteristics of SCR.
2	Static Characteristics of MOSFET and IGBT.
3	Characteristic of TRIAC.
4	SCR turn on circuit using synchronized UJT relaxation oscillator.
5	SCR digital triggering circuit for a single phase controlled rectifier and ac voltage regulator.
6	Single phase controlled full wave rectifier with R and R –L loads.
7	AC voltage controller using TRIAC and DIAC combination connected to R and RL loads.
8	Speed control of dc motor using single semi converter.
9	Speed control of stepper motor.
10	Speed control of universal motor using ac voltage regulator.
11	Speed control of a separately excited D.C. Motor using an IGBT or MOSFET chopper.
12	Design of Snubber circuit.

Revised Bloom's Taxonomy Level	L_3 – Applying, L_4 – Analysing, L_5 – Evaluating, L_6 – Creating

Course outcomes:

At the end of the course the student will be able to:

- Obtain static characteristics of semiconductor devices to discuss their performance.
- Trigger the SCR by different methods
- Verify the performance of single phase controlled full wave rectifier and AC voltage controller with R and RL loads.
- Control the speed of a dc motor, universal motor and stepper motors.
- Verify the performance of single phase full bridge inverter connected to resistive load.
- Perform commutation of SCR by different methods.■

Graduate Attributes (As per NBA)

Engineering Knowledge, Problem Analysis, Individual and Team work, Communication.

Conduct of Practical Examination:

1. All laboratory experiments are to be included for practical examination.
2. Breakup of marks and the instructions printed on the cover page of answer script to be strictly adhered by the examiners.
3. Students can pick one experiment from the questions lot prepared by the examiners.
4. Change of experiment is allowed only once and 15% Marks allotted to the procedure part to be made zero.■

****** END ******

VI SEMESTER DETAILED SYLLABUS

B.E ELECTRICAL AND ELECTRONICS ENGINEERING(EEE)
CHOICE BASED CREDIT SYSTEM (CBCS)
SEMESTER - VI

CONTROL SYSTEMS (Core Subject)

Subject Code	15EE61	IA Marks	20
Number of Lecture Hours/Week	04	Exam Hours	03
Total Number of Lecture Hours	50	Exam Marks	80

Credits - 04

Course objectives:

- To define a control system
- To explain the necessity of feedback and types of feedback control systems.
- To introduce the concept of transfer function and its application to the modeling of linear systems.
- To demonstrate mathematical modeling of control systems.
- To obtain transfer function of systems through block diagram manipulation and reduction
- To use Mason's gain formula for finding transfer function of a system
- To discuss transient and steady state time response of a simple control system.
- To discuss the stability of linear time invariant systems and Routh - Hurwitz criterion
- To investigate the trajectories of the roots of the characteristic equation when a system parameter is varied.
- To conduct the control system analysis in the frequency domain.
- To analyze stability of a control system using Nyquist plot.
- To discuss stability analysis using Bode plots.
- To determine the controller or compensator configuration and parameter values relative to how it is connected to the controlled process given the design specifications.■

Module-1		**Teaching Hours**
Introduction to control systems: Introduction, classification of control systems. **Mathematical models of physical systems:** Modelling of mechanical system elements, electrical systems, Analogous systems, Transfer function, Single input single output systems, Procedure for deriving transfer functions, servomotors, synchros, gear trains.■		**10**
Revised Bloom's Taxonomy Level	L_1 – Remembering, L_2 – Understanding, L_3 – Applying, L_4 – Analysing.	
Module-2		
Block diagram: Block diagram of a closed loop system, procedure for drawing block diagram and block diagram reduction to find transfer function. **Signal flow graphs:** Construction of signal flow graphs, basic properties of signal flow graph, signal flow graph algebra, construction of signal flow graph for control systems.■		**10**
Revised Bloom's Taxonomy Level	L_1 – Remembering, L_2 – Understanding, L_3 – Applying, L_4 – Analysing.	
Module-3		
Time Domain Analysis: Standard test signals, time response of first order systems, time response of second order systems, steady state errors and error constants, types of control systems. **Routh Stability criterion:** BIBO stability, Necessary conditions for stability, Routh stability criterion, difficulties in formulation of Routh table, application of Routh stability criterion to linear feedback systems, relative stability analysis. ■		**10**
Revised Bloom's Taxonomy Level	L_2 – Understanding, L_3 – Applying, L_4 – Analysing, L_5 – Evaluating.	
Module-4		
Root locus technique: Introduction, root locus concepts, construction of root loci, rules for the construction of root locus. **Frequency Response analysis:** Co-relation between time and frequency response – 2nd order systems only. **Bode plots:** Basic factors G(iw)/H(jw), General procedure for constructing bode plots, computation of gain margin and phase margin. ■		**10**
Revised Bloom's Taxonomy Level	L_1 – Remembering, L_2 – Understanding, L_3 – Applying, L_4 – Analysing.	

B.E ELECTRICAL AND ELECTRONICS ENGINEERING(EEE)
CHOICE BASED CREDIT SYSTEM (CBCS)
SEMESTER - VI

15EE61 CONTROL SYSTEMS (Core Subject) (continued)

Module-5	**Teaching Hours**
Nyquist plot: Principle of argument, Nyquist stability criterion, assessment of relative stability using Nyquist criterion. **Design of Control Systems:** Introduction, Design with the PD Controller, Design with the PI Controller, Design with the PID Controller, Design with Phase-Lead Controller, Design with Phase - Lag Controller, Design with Lead-Lag Controller.■	**10**
Revised Bloom's Taxonomy Level L_1 – Remembering, L_2 – Understanding, L_3 – Applying, L_4 – Analysing.	

Course outcomes:

At the end of the course the student will be able to:

- Discuss the effects of feedback and types of feedback control systems.
- Evaluate the transfer function of a linear time invariant system.
- Evaluate the stability of linear time invariant systems.
- Apply block diagram manipulation and signal flow graph methods to obtain transfer function of systems.
- Demonstrate the knowledge of mathematical modeling of control systems and components
- Determine transient and steady state time response of a simple control system.
- Investigate the performance of a given system in time and frequency domains.
- Discuss stability analysis using Root locus, Bode plots and Nyquist plots.
- Determine the controller or compensator configuration and parameter values relative to how it is connec ted to the controlled process given the design specifications.

Graduate Attributes (As per NBA)

Engineering Knowledge, Problem analysis, Modern Tool Usage, Life-long Learning.

Question paper pattern:

- The question paper will have ten full questions carrying equal marks. Each full question consisting of 16 marks.
- There will be two full questions (with a maximum of four sub questions) from each module.
- Each full question will have sub question covering all the topics under a module.
- The students will have to answer five full questions, selecting one full question from each module. ■

Textbook

1	Control Systems	Anand Kumar	PHI	2nd Edition, 2014

ReferenceBooks

1	Automatic Control Systems	FaridGolnaraghi, Benjamin C. Kuo	Wiley	9th Edition, 2010
2	Control Systems Engineering	Norman S. Nise	Wiley	4th Edition, 2004
3	Modern Control Systems	Richard C Dorf et al	Pearson	11th Edition, 2008
4	Control Systems, Principles and Design	M.Gopal	McGaw Hill	4th Edition, 2012
5	Control Systems Engineering	S. Salivahanan et al	Pearson	1st Edition, 2015

B.E ELECTRICAL AND ELECTRONICS ENGINEERING(EEE)
CHOICE BASED CREDIT SYSTEM (CBCS)
SEMESTER -VI

POWER SYSTEM ANALYSIS – 1 (Core Subject)

Subject Code	15EE62	IA Marks	20
Number of Lecture Hours/Week	04	Exam Hours	03
Total Number of Lecture Hours	50	Exam Marks	80

Credits - 04

Course objectives:

- To introduce the per unit system and explain its advantages and computation.
- To explain the concept of one line diagram and its implementation in problems.
- To explain the necessity and conduction of short circuit analysis.
- To explain analysis of three phase symmetrical faults on synchronous machine and simple power systems.
- To discuss selection of circuit breaker.
- To explain symmetrical components, their advantages and the calculation of symmetrical components of voltages and currents in un-balanced three phase circuits.
- To explain the concept of sequence impedance and its analysis in three phase unbalanced circuits.
- To explain the concept of sequence networks and sequence impedances of an unloaded synchronous generator, transformers and transmission lines.
- To explain the analysis of synchronous machine and simple power systems for different unsymmetrical faults using symmetrical components.
- To discuss the dynamics of synchronous machine and derive the power angle equation for a synchronous machine
- Discuss stability and types of stability for a power system and the equal area criterion for the evaluation of stability of a simple system.■

Module-1		**Teaching Hours**
Representation of Power System Components: Introduction, Single-phase Representation of Balanced Three Phase Networks, One-Line Diagram and Impedance or Reactance Diagram, Per Unit (PU) System, Steady State Model of Synchronous Machine, Power Transformer, Transmission of electrical Power, Representation of Loads. ■		**10**
Revised Bloom's Taxonomy Level	L_1 – Remembering, L_2 – Understanding, L_3 – Applying, L_4 – Analysing.	
Module-2		
Symmetrical Fault Analysis: Introduction, Transient on a Transmission Line, Short Circuit of a Synchronous Machine(On No Load), Short Circuit of a Loaded Synchronous Machine, Selection of Circuit Breakers.■		**10**
Revised Bloom's Taxonomy Level	L_1 – Remembering, L_2 – Understanding, L_3 – Applying, L_4 – Analysing.	
Module-3		
Symmetrical Components: Introduction, Symmetrical Component Transformation, Phase Shift in Star-Delta Transformers, Sequence Impedances of Transmission Lines, Sequence Impedances and Sequence Network of Power System, Sequence Impedances and Networks of Synchronous Machine, Sequence Impedances of Transmission Lines, Sequence Impedances and Networks of Transformers, Construction of Sequence Networks of a Power System, Measurement of sequence Impedance of Synchronous Generator. ■		**10**
Revised Bloom's Taxonomy Level	L_2 – Understanding, L_3 – Applying, L_4 – Analysing, L_5 – Evaluating.	
Module-4		
Unsymmetrical Fault Analysis: Introduction, Symmetrical Component Analysis of Unsymmetrical Faults, Single Line-To-Ground (LG) Fault, Line-To-Line (LL) Fault, Double Line-To-Ground (LLG) Fault, Open Conductor Faults.■		**10**
Revised Bloom's Taxonomy Level	L_1 – Remembering, L_2 – Understanding, L_3 – Applying, L_4 – Analysing.	

B.E ELECTRICAL AND ELECTRONICS ENGINEERING(EEE)
CHOICE BASED CREDIT SYSTEM (CBCS)
SEMESTER -VI

15EE62 POWER SYSTEM ANALYSIS – 1 (Core Subject) (continued)

Module-5		**Teaching Hours**
Power System Stability: Introduction, Dynamics of a Synchronous Machine, Power Angle Equation Salient and Non – Salient pole Synchronous Machines, Simple Systems, Steady State Stability, Transient Stability, Equal Area Criterion, Factors Affecting Transient Stability. ■		**10**
Revised Bloom's Taxonomy Level	L_1 – Remembering, L_2 – Understanding, L_3 – Applying, L_4 – Analysing.	

Course outcomes:

At the end of the course the student will be able to:

- Show understanding of per unit system, its advantages and computation.
- Show the concept of one line diagram and its implementation in problems
- Perform short circuit analysis on a synchronous machine and simple power system to select a circuit breaker for the system.
- Evaluate symmetrical components of voltages and currents in un-balanced three phase circuits.
- Explain the concept of sequence impedance and sequence networks of power system components and power system.
- Analyze three phase synchronous machine and simple power systems for different unsymmetrical faults using symmetrical components.
- Discuss the dynamics of synchronous machine, stability and types of stability.
- Discuss equal area criterion for the evaluation of stability of a simple system under different fault conditions. ■

Graduate Attributes (As per NBA)

Engineering Knowledge, Problem analysis, The Engineer and Society, Ethics

Question paper pattern:

- The question paper will have ten full questions carrying equal marks. Each full question consisting of 16 marks.
- There will be two full questions (with a maximum of four sub questions) from each module.
- Each full question will have sub question covering all the topics under a module.
- The students will have to answer five full questions, selecting one full question from each module. ■

Textbook

1.	Modern Power System	D. P. Kothari	McGraw Hill	4th Edition, 2011

ReferenceBooks

1	Elements of Power System	William D. StevensonJr	McGraw Hill	4th Edition, 1982
2	Power System Analysis and Design	J.Duncan Glover et al	Cengage	4th Edition, 2008
3	Power System Analysis	Hadi Sadat	McGraw Hill	1st Edition, 2002

B.E ELECTRICAL AND ELECTRONICS ENGINEERING(EEE)
CHOICE BASED CREDIT SYSTEM (CBCS)
SEMESTER -VI

DIGITAL SIGNAL PROCESSING (Core Subject)

Subject Code	15EE63	IA Marks	20
Number of Lecture Hours/Week	04	Exam Hours	03
Total Number of Lecture Hours	50	Exam Marks	80

Credits - 04

Course objectives:

- To define Discrete Fourier transform and its properties.
- To evaluate DFT of various signals using properties of DFT.
- To explain different linear filtering techniques**.**
- To explain the evaluation of DFT and inverse DFT using fast and efficient algorithms
- To discuss impulse invariant transformation, bilinear transformation techniques and their properties.
- To design infinite impulse response Butterworth digital filters using impulse invariant and bilinear transformation techniques.
- To design infinite impulse response Chebyshev digital filters using impulse invariant and bilinear transformation techniques.
- To discuss direct, cascade, parallel and ladder methods of realizing a digital IIR filter.
- To discuss window functions used for the design of FIR filters.
- To discuss windowing technique of designing FIR filter.
- To discuss frequency sampling technique of designing FIR filter.
- To discuss direct, cascade and linear phase form of realizing a digital FIR filter. ■

Module-1		**Teaching Hours**
Discrete Fourier Transforms: Definitions, properties-linearity, shift, symmetry Properties- circular convolution – periodic convolution, use of tabular arrays, circular arrays, Stock ham's method, linear convolution – two finite duration sequence, one finite & one infinite duration, overlap add and save methods**.** ■		**10**
Revised Bloom's Taxonomy Level	L_1 – Remembering,L_2 – Understanding,L_3 – Applying,L_4 – Analysing. L_5 – Evaluating	
Module-2		
Fast Fourier Transforms Algorithms: Introduction, decimation in time algorithm, first decomposition, number of computations, continuation of decomposition, number of multiplications, computational efficiency, decimation in frequency algorithms, Inverse radix – 2 algorithms.■		**10**
Revised Bloom's Taxonomy Level	L_1 – Remembering, L_2 – Understanding, L_3 – Applying, L_4 – Analysing. L_5– Evaluating	
Module-3		
Design of IIR Digital Filters: Introduction, impulse invariant transformation, bilinear transformations, All pole analog filters- Butterworth & Chebyshev filters, design of digital Butterworth filter by impulse invariant transformation and bilinear transformation, Frequency transformations. ■		**10**
Revised Bloom's Taxonomy Level	L1- Remembering, L2 – Understanding, L3 – Applying. L4 – Analysing. L5 – Evaluating	
Module-4		
Design of IIR Digital Filters (Continued): Design of digital Chebyshev –type 1filter by impulse invariant transformation and bilinear transformation, Frequency transformations. **Realization of IIR digital systems:** direct form, cascade form and parallel form, Ladder structures for equal degree polynomial.■		**10**
Revised Bloom's Taxonomy Level	L_1 – Remembering, L_2 – Understanding, L_3 – Applying, L_4 – Analysing, L_5– Evaluating	

B.E ELECTRICAL AND ELECTRONICS ENGINEERING(EEE)
CHOICE BASED CREDIT SYSTEM (CBCS)
SEMESTER -VI

15EE63 DIGITAL SIGNAL PROCESSING (Core Subject) (continued)

Module-5	**Teaching Hours**
Design of FIR Digital Filters: Introduction, windowing, rectangular, modified rectangular. Hamming, Hanning, Blackman window, **design of FIR digital filters by use of windows, Design of FIR digital filters-**frequency sampling techniques. **Realization of FIR systems:** direct form, cascade form, linear phase form■	**10**
Revised Bloom's Taxonomy Level L_1 – Remembering, L_2 – Understanding, L_3 – Applying, L_4 – Analysing, L_5– Evaluating	

Course outcomes:

At the end of the course the student will be able to:

- Compute the DFT of various signals using its properties and linear filtering of two sequences.
- Apply fast and efficient algorithms for computing DFT and inverse DFT of a given sequence
- Design infinite impulse response Butterworth digital filters using impulse invariant / bilinear transformation technique.
- Design infinite impulse response Chebyshev digital filters using impulse invariant or bilinear transformation technique.
- Realize a digital IIR filter by direct, cascade, parallel and ladder methods of realization.
- Discuss different window functions and frequency sampling method used for design of FIR filters.
- Design FIR filters by use of window function or by frequency sampling method.
- Realize a digital FIR filter by direct, cascade, and linear phase form. ■

Graduate Attributes (As per NBA)

Engineering Knowledge, Problem analysis, Design/ Development of Solutions, Modern Tool Usage.

Question paper pattern:

- The question paper will have ten full questions carrying equal marks.Each full question consisting of 16 marks.
- There will be two full questions (with a maximum of four sub questions) from each module.
- Each full question will have sub question covering all the topics under a module.
- The students will have to answer five full questions, selecting one full question from each module. ■

Textbook

1	Introduction to Digital Signal Processing	Jhonny R. Jhonson	Pearson	1st Edition, 2016

Reference Books

1.	Digital Signal Processing – Principles, Algorithms, and Applications	Jhon G. Proakis Dimitris G. Manolakis	Pearson	4th Edition, 2007.
2.	Digital Signal Processing	A.NagoorKani	McGraw Hill	2nd Edition, 2012
3	Digital Signal Processing	Shaila D. Apte	Wiley	2nd Edition, 2009
4	Digital Signal Processing	Ashok Amberdar	Cengage	1st Edition, 2007
5	Digital Signal Processing	Tarun Kumar Rawat	Oxford	1st Edition, 2015

B.E ELECTRICAL AND ELECTRONICS ENGINEERING(EEE)
CHOICE BASED CREDIT SYSTEM (CBCS)
SEMESTER -VI

ELECTRICAL MACHINE DESIGN (Core Course)

Subject Code	15EE64	IA Marks	20
Number of Lecture Hours/Week	04	Exam Hours	03
Total Number of Lecture Hours	50	Exam Marks	80

Credits - 04

Course objectives:

- To discuss design factors, limitations in design and modern trends in design and manufacturing of electrical machines.
- To discuss the properties of electrical, magnetic and insulating materials used in the design of electrical machines.
- To derive the output equation of DC machine, single phase, three phase transformers, induction motor and synchronous machines.
- To discuss the selection of specific loadings, for various machines.
- To discuss separation of main dimensions for different electrical machines
- To discuss design of field windings for DC machines and synchronous machines.
- To evaluate the performance parameters of transformer, induction motor.
- To design of cooling tubes for the transformer for a given temperature rise.
- To explain design of rotor of squirrel cage rotor and slip ring rotor.
- To define short circuit ratio and discuss its effect on machine performance.■

Module-1	**Teaching Hours**
Fundamental Aspects of Electrical Machine Design: Design of Machines, Design Factors, Limitations in design, Modern Trends in design, manufacturing Techniques. **Electrical Engineering Materials:** Desirabilities of Conducting Materials, Comparison of Aluminium and Copper wires. Ferromagnetic Materials: Soft Magnetic materials – Solid Core Materials, Electrical Sheet and Strip, Cold Rolled Grain Oriented Steel. Insulating Materials: Desirable Properties, Temperature Rise and Insulating Materials, Classification of Insulating materials based on Thermal Consideration.■	**10**
Revised Bloom's Taxonomy Level: L_1 – Remembering, L_2 – Understanding, L_4 – Analysing.	
Module-2	
Design of DC Machines: Output Equation, Choice of Specific Loadings and Choice of Number of Poles, Main Dimensions of armature, Design of Armature Slot Dimensions, Commutator and Brushes. Estimation of Ampere Turns for the Magnetic Circuit. Dimensions of Yoke, Main Pole and Air Gap. Design of Shunt and Series Field Windings.■	**10**
Revised Bloom's Taxonomy Level: L_1 – Remembering, L_2 – Understanding, L_3 – Applying, L_4 – Analysing.	
Module-3	
Design of Transformers: Output Equations of Single Phase and Three Phase Transformers, Choice of Specific Loadings, Expression for Volts/Turn, Determination of Main Dimensions of the Core, Estimation of Number of Turns and Conductor Cross Sectional area of Primary and Secondary Windings, No Load Current. Expression for the Leakage Reactance of core type transformer with concentric coils, and calculation of Voltage Regulation. Design of Tank and Cooling (Round and Rectangular) Tubes.■	**10**
Revised Bloom's Taxonomy Level: L_1 – Remembering, L_2 – Understanding, L_3 – Applying, L_4 – Analysing.	
Module-4	
Design of Three Phase Induction Motors: Output Equation, Choice of Specific Loadings, Main Dimensions of Stator. Design of stator slots and Winding, Choice of Length Air Gap, Estimation of Number of Slots for Squirrel Cage Rotor. Design of Rotor Bars and End Ring. Design of Slip Ring rotor. Estimation of No Load Current and Leakage Reactance.■	**10**
Revised Bloom's Taxonomy Level: L_1 – Remembering, L_2 – Understanding, L_3 – Applying, L_4 – Analysing.	

B.E ELECTRICAL AND ELECTRONICS ENGINEERING(EEE)
CHOICE BASED CREDIT SYSTEM (CBCS)
SEMESTER -VI

15EE64 ELECTRICAL MACHINE DESIGN (Core Course) (continued)

Module-5

Design of Three Phase Synchronous Machines: Output Equation, Choice of Specific Loadings, Short Circuit Ratio, Main Dimensions of Stator. Design of stator slots and Winding. Design of Salient and non- salient Pole Rotors. Magnetic Circuit and Field Winding.■	**10**
Revised Bloom's Taxonomy Level L_3 – Applying, L_4 – Analysing. L_2 – Understanding, L_4 – Analysing.	

Course outcomes: At the end of the course the student will be able to:

- Discuss design factors, limitations, modern trends in design, manufacturing of electrical machines and properties of materials used in the electrical machines.
- Derive the output equations of transformer, DC machines and AC machines.
- Discuss selection of specific loadings and magnetic circuits of different electrical machines
- Design the field windings of DC machine and Synchronous machine.
- Design stator and rotor circuits of a DC and AC machines.
- Estimate the number of cooling tubes, no load current and leakage reactance of core type transformer.
- Discuss short circuit ratio and its effects on performance of synchronous machines.
- Design salient pole and non-salient pole alternators for given specifications. ■

Graduate Attributes (As per NBA)

Engineering Knowledge, Problem Analysis, Design/ Development of Solutions, Ethics

.

Question paper pattern:

- The question paper will have ten full questions carrying equal marks.Each full question consisting of 16 marks.
- There will be two full questions (with a maximum of four sub questions) from each module.
- Each full question will have sub question covering all the topics under a module.
- The students will have to answer five full questions, selecting one full question from each module. ■

Textbook

1	A course in Electrical Machine design	A.K.Sawhney	DhanpatRai	6th Edition, 2013

Reference Books

1	Performance and Design of Alternating Current Machines	M.G. Say	CBS Publisher	3rd Edition, 2002
2	Design Data Handbook	A. Sanmugasundaram Et al	New Age International	1st Edition, 2011

B.E ELECTRICAL AND ELECTRONICS ENGINEERING(EEE)
CHOICE BASED CREDIT SYSTEM (CBCS)
SEMESTER - VI

COMPUTER AIDED ELECTRICAL DRAWING (Professional Elective)

Subject Code	15EE651	IA Marks	20
Number of Lecture Hours/Week	03	Exam Hours	03
Total Number of Lecture Hours	40	Exam Marks	80

Credits - 03

Course objectives:

- To discuss the terminology of DC and AC armature windings.
- To discuss design and procedure to draw armature winding diagrams for DC and AC machines.
- To discuss the substation equipment, their location in a substation and development of a layout for substation.
- To discuss different sectional views of transformers, DC machine, its parts and alternator and its parts.
- To explain development of sectional views of Transformers, DC machine and alternators using the design data, sketches.■

Suitable CAD software can be used for drawings

PART - A

Module-1	**Teaching Hours**
Winding Diagrams: (a) Developed Winding Diagrams of D.C. Machines: Simplex Double Layer Lap and Wave Windings. (b) Developed Winding Diagrams of A.C. Machines: (c)Integral and Fractional Slot Double Layer Three Phase Lap and Wave Windings. (d) Single Layer Windings – Un-Bifurcated 2 and 3 Tier Windings, Mush Windings, Bifurcated 3 Tier Windings. ■	**08**
Revised Bloom's Taxonomy Level: L_1 – Remembering, L_2 – Understanding, L_3 – Applying.	
Module-2	
Single Line Diagrams: Single Line Diagrams of Generating Stations and Substations Covering Incoming Circuits, Outgoing Circuits, Busbar Arrangements (Single, Sectionalised Single, Main and Transfer, Double Bus Double Breaker, Sectionalised Double Bus, One and a Half Circuit Breaker Arrangement, Ring Main),Power Transformers, Circuit Breakers, Isolators,Earthing Switches,Instrument Transformers, Surge or Lightning Arresters, Communication Devices (Power-Line Carrier) and Line Trap.■	**08**
Revised Bloom's Taxonomy Level: L_1 – Remembering, L_2 – Understanding, L_3 – Applying, L_4 – Analysing.	

PART - B

Module-3	
Electrical Machine Assembly Drawings Using Design Data, Sketches or Both: Transformers - Sectional Views Of Single And Three Phase Core And Shell Type Transformers. ■	**08**
Revised Bloom's Taxonomy Level: L_1 – Remembering, L_2 – Understanding, L_3 – Applying, L_4 – Analysing.	
Module-4	
Electrical Machine Assembly Drawings Using Design Data, Sketches or Both: D.C. Machine - Sectional Views of Yoke with Poles, Armature and Commutator dealt separately.■	**08**
Revised Bloom's Taxonomy Level: L_1 – Remembering, L_2 – Understanding, L_3 – Applying, L_4 – Analysing.	
Module-5	
Electrical Machine Assembly Drawings Using Design Data, Sketches or Both: Alternator – Sectional Views of Stator and Rotor dealt separately. ■	**08**
Revised Bloom's Taxonomy Level: L_1 – Remembering, L_2 – Understanding, L_3 – Applying, L_4 – Analysing.	

B.E ELECTRICAL AND ELECTRONICS ENGINEERING(EEE)
CHOICE BASED CREDIT SYSTEM (CBCS)
SEMESTER - VI

15EE651 COMPUTER AIDED ELECTRICAL DRAWING (Professional Elective) (continued)

Course Outcomes: At the end of the course the student will be able to**:**

- Discuss the terminology and types of DC and AC armature windings.
- Develop armature winding diagram for DC and AC machines
- Develop a layout for substation using the standard symbols for substation equipment. .
- Draw sectional views of core and shell types transformers using the design data
- Draw sectional views of assembled DC machine or its parts using the design data or the sketches.
- Draw sectional views of assembled alternator or its parts using the design data or the sketches.■

Graduate Attributes (As per NBA)

Engineering Knowledge,Problem Analysis,Modern tool usage,Ethics.

Question paper pattern:

- The question paper will have two parts, PART – A and PART – B.
- Each part is for 40 marks.
- Part A is for Modules 1 and 2.
- Questions 1 and 2 of PART - A will be only on DC windings or only on AC windings. Students have to answer any one of them. The marks prescribed is 25.
- Question 3 of PART – A covering module 2 is compulsory. The marks prescribed is 15.
- Part B is for Modules 3, 4 and 5.
- Questions 4 and 5 will cover any two modules of modules 3, 4 and 5. Students have to answer any one of them. The marks prescribed is 40.■

Reference Books

1	A course in Electrical Machine design	A. K. Sawhney	DhanpatRai	6th Edition, 2013
2	Electrical Engineering Drawing	K. L. Narang	SatyaPrakashan	2014

B.E ELECTRICAL AND ELECTRONICS ENGINEERING(EEE)
CHOICE BASED CREDIT SYSTEM (CBCS)
SEMESTER -VI

ADVANCED POWER ELECTRONICS (Professional Elective)

Subject Code	15EE652	IA Marks	20
Number of Lecture Hours/Week	03	Exam Hours	03
Total Number of Lecture Hours	40	Exam Marks	80

Credits - 03

Course objectives:

- To study switching mode regulators and Boost converters, Resonant Pulse Inverters and multilevel inverters
- To learn the techniques for design and analysis of dc –dc converters, Resonant Pulse Inverters and multilevel inverters
- To explain the operation and frequency characteristics of resonant inverters and the techniques for zero-voltage and zero-current switching
- To study the performance parameters of resonant inverters
- To explain the techniques for analyzing and design of resonant inverters
- To explain the operation and features of multilevel inverters, their advantages and disadvantages.
- To explain the control strategy to address capacitor voltage unbalancing.
- To discuss potential applications of multilevel inverters.
- To study the types and circuit topologies of power supplies and explain the operation and analysis of power supplies.
- To study the applications of power electronic devices.■

Module-1		**Teaching Hours**
DC–DC Converters: Switching-Mode Regulators, Comparison of Regulators, Multi-output Boost Converter, Diode Rectifier-Fed Boost Converter, Averaging Models of Converters, State–Space Analysis of Regulators, Design Considerations for Input Filter and Converters, Drive IC for Converters.■		**08**
Revised Bloom's Taxonomy Level	L_1 – Remembering, L_2 – Understanding, L_4 – Analysing.	
Module-2		
Resonant Pulse Inverters: Introduction. Series Resonant Inverters, Frequency Response of Series Inverters, Parallel Resonant Inverters, Voltage Controlled Resonant Inverters, Class E Resonant Inverter, Class E Resonant Rectifier, Zero – Current Switching (ZCS) Resonant Converters, Zero Voltage Switching Resonant Converters (ZVS), Comparison between ZCS and ZVS Resonant Converters, Two Quadrant ZVS Resonant Converters, Resonant DC – Link Inverters.■		**08**
Revised Bloom's Taxonomy Level	L_1 – Remembering, L_2 – Understanding, L_4 – Analysing.	
Module-3		
Multilevel Inverters: Introduction, Multilevel Concept, Types of Multilevel Inverters, Diode – Clamped Multilevel Inverter, Flying - Capacitors Multilevel Inverter. Cascaded Multilevel Inverter, Applications, Features of Multilevel Inverters, Comparison of Multilevel Converters.■		**08**
Revised Bloom's Taxonomy Level	L_1 – Remembering, L_2 – Understanding, L_4 – Analysing.	
Module-4		
Power Supplies: Introduction, DC Power Supplies, AC Power Supplies, Multistage Conversions, Control Circuits, Magnetic Design Considerations.■		**08**
Revised Bloom's Taxonomy Level	L_1 – Remembering, L_2 – Understanding. L_4 – Analysing	

B.E ELECTRICAL AND ELECTRONICS ENGINEERING(EEE)
CHOICE BASED CREDIT SYSTEM (CBCS)
SEMESTER -VI

15EE652 ADVANCED POWER ELECTRONICS (Professional Elective) (continued)

Module-5	**Teaching Hours**
Residential and Industrial Applications: Introduction, Residential Applications, Industrial Applications. **Electrical Utility Applications:** Introduction, High Voltage DC Transmission, Static VAR Compensators, Interconnection of Renewable Energy Sources and Energy Storage systems to the Utility Grid, Active Filters.■	**08**
Revised Bloom's Taxonomy Level L_1 – Remembering, L_2 – Understanding. L_4 – Analysing	

Course outcomes:

At the end of the course the student will be able to:

- Explain the types of switching – mode regulators, Resonant Pulse Inverters and multilevel inverters
- To discuss the techniques for design and analysis of dc –dc converters, Resonant Pulse Inverters and multilevel inverters
- Evaluate the performance parameters of resonant inverters
- Explain the techniques for zero-voltage and zero-current switching of resonant pulse inverters
- Explain the control strategy to address capacitor voltage unbalancing in multilevel inverters.
- Discuss the types, topologies operation and analysis of power supplies.
- Discuss residential, Industrial and Electrical utility applications of power electronic devices. ■■

Graduate Attributes (As per NBA)

Engineering Knowledge, Problem Analysis Design/ Development of Solutions , Conduct investigations of complex problems, Ethics

Question paper pattern:

- The question paper will have ten questions.
- Each full question is for 16 marks.
- There will be 2full questions (with a maximum of four sub questions in one full question) from each module.
- Each full question with sub questions will cover the contents under a module.
- Students will have to answer 5 full questions, selecting one full question from each module.■

Textbook

1	Power Electronics: Circuits Devices and Applications,	Mohammad H Rashid	Pearson	4th Edition, 2014
2	Power Electronics Converters, Applications and Design (For Module 5: Chapters 16 and 17)	Ned Mohan et al	Wiley	3rd Edition, 2014

Reference Books

1	Power Electronics	Daniel W Hart	McGraw Hill	1st Edition, 2011

B.E ELECTRICAL AND ELECTRONICS ENGINEERING(EEE)
CHOICE BASED CREDIT SYSTEM (CBCS)
SEMESTER -VI

ENERGY AUDIT AND DEMAND SIDE MANAGEMENT (Professional Elective)

Subject Code	15EE653	IA Marks	20
Number of Lecture Hours/Week	03	Exam Hours	03
Total Number of Lecture Hours	40	Exam Marks	80

Credits - 03

Course objectives:

- To explain the importance of energy audit, its types and energy audit methodology.
- To explain the parameters required for energy audit and the working of the instruments used in the measurement of the parameters.
- To explain the energy audit of different systems and equipment and buildings
- To explain electrical load management techniques, harmonics and their effects, electricity tariffs and power factor improvement.
- To explain the scope of demand side management, its concept and implementation issues and strategies.
- To discuss energy conservation ■

Module-1		**Teaching Hours**
Energy Scenarios: Energy Conservation, Energy Audit, Energy Scenarios, Energy Consumption, Energy Security, Energy Strategy, Clean Development Mechanism. **Types of Energy Audits and Energy-Audit Methodology:** Definition of Energy Audit, Place of Audit, Energy – Audit Methodology, Financial Analysis, Sensitivity Analysis, Project Financing Options, Energy Monitoring and Training. **Survey Instrumentation:** Electrical Measurement, Thermal Measurement, Light Measurement, Speed Measurement, Data Logger and Data – Acquisition System, Thermal Basis.■		**08**
Revised Bloom's Taxonomy Level	L_1 - Remembering, L_2 - Understanding, L_3 - Applying, L_4 - Analysing.	
Module-2		
Energy Audit of Boilers: Classification of Boilers, Parts of Boiler, Efficiency of a Boiler, Role of excess Air in Boiler Efficiency, Energy Saving Methods. **Energy Audit of Furnaces:** Parts of a Furnace, classification of Furnaces, Energy saving Measures in Furnaces, Furnace Efficiency.■		**08**
Revised Bloom's Taxonomy Level	L_1 - Remembering, L_2 - Understanding, L_3 - Applying, L_4 - Analysing ,	
Module-3		
Energy Audit of HVAC Systems: Introduction to HVAC, Components of Air – Conditioning System, Types of Air – Conditioning Systems, Human Comfort Zone and Psychrometry, Vapour – Compression Refrigeration Cycle, Energy Use Indices, Impact of Refrigerants on Environment and Global Warming, Energy – Saving Measures in HVAC, Star Rating and Labelling by BEE. **Electrical-Load Management:** Electrical Basics, Electrical Load Management, Variable- Frequency Drives, Harmonics and its Effects, Electricity Tariff, Power Factor, Transmission and Distribution Losses.■		**08**
Revised Bloom's Taxonomy Level	L_1 - Remembering, L_2 - Understanding, L_3 - Applying, L_4 - Analysing	
Module-4		
Energy Audit of Motors: Classification of Motors, Parameters related to Motors, Efficiency of a Motor, Energy Conservation in Motors, BEE Star Rating and Labelling. **Energy Audit of Lighting Systems:**Fundamentals of Lighting, Different Lighting Systems, Ballasts, Fixtures (Luminaries), Reflectors, Lenses and Louvres, Lighting Control Systems, Lighting System Audit, Energy Saving Opportunities. ■		**08**
Revised Bloom's Taxonomy Level	L_1 - Remembering, L_2 - Understanding, L_3 - Applying, L_4 - Analysing	

B.E ELECTRICAL AND ELECTRONICS ENGINEERING(EEE)
CHOICE BASED CREDIT SYSTEM (CBCS)
SEMESTER -VI

15EE653 ENERGY AUDIT AND DEMAND SIDE MANAGEMENT (Professional Elective)(continued)

Module-5	**Teaching Hours**
Energy Audit Applied to Buildings: Energy – Saving Measures in New Buildings, Water Audit, Method of Audit, General Energy – Savings Tips Applicable to New as well as Existing Buildings. **Demand side Management:** Scope of DSM, Evolution of DSM concept, DSM planning and Implementation, Load management as a DSM strategy, Applications of Load Control, End use energy conservation, Tariff options for DSM, customer acceptance, implementation issues, Implementation strategies, DSM and Environment. **Energy Conservation:** Motivation of energy conservation, Principles of Energy conservation, Energy conservation planning, Energy conservation in industries, EC in SSI, EC in electrical generation, transmission and distribution, EC in household and commercial sectors, EC in transport, EC in agriculture, EC legislation.■	**08**
Revised Bloom's Taxonomy Level	L_1 - Remembering, L_2 - Understanding, L_3 - Applying, L_4 - Analysing

Course outcomes:

At the end of the course the student will be able to:

- Understand the need of energy audit and energy audit methodology.
- Explain audit parameters and working principles of measuring instruments used to measure the parameters.
- Conduct energy audit of boilers, furnaces, power plant, steam distribution system and compressed air systems.
- Conduct energy audit HVAC systems, motors, pumps, blowers and cooling towers.
- Explain load management techniques, effects of harmonics, electricity tariff, improvement of power factor and losses in transmission.
- Conduct energy audit of lighting systems and buildings.
- Show an understanding of demand side management and energy conservation.■

Graduate Attributes (As per NBA)

Engineering Knowledge, Problem Analysis, Conduct investigations of complex Problems, Environment and sustainability, Ethics, Individual and Team work, Communication

Question paper pattern:

- The question paper will have ten questions.
- Each full question is for 16 marks.
- There will be 2full questions (with a maximum of four sub questions in one full question) from each module.
- Each full question with sub questions will cover the contents under a module.
- Students will have to answer 5 full questions, selecting one full question from each module.■

Textbook

1	Handbook on Energy Audit	Sonal Desai	McGraw Hill	1st Edition, 2015
2.	Generation of Electrical Energy	B R Gupta	S. Chand	1stEdition, 1983

B.E ELECTRICAL AND ELECTRONICS ENGINEERING(EEE)
CHOICE BASED CREDIT SYSTEM (CBCS)
SEMESTER –VI

SOLAR AND WIND ENERGY (Professional Elective)

Subject Code	15EE654	IA Marks	20
Number of Lecture Hours/Week	03	Exam Hours	03
Total Number of Lecture Hours	40	Exam Marks	80

Credits – 03

Course objectives:

- To discuss the importance of energy in human life, relationship among economy and environment with energy use.
- To discuss the increasing role of renewable energy, energy management, energy audit, energy efficiency, energy intensity.
- To discuss energy consumption status in India, energy saving potential and energy conservation efforts in India.
- To explain the concept of energy storage and the principles of energy storage devices.
- To discuss the characteristics and distribution of solar radiation, measurement of components of solar radiation and analysis of collected solar radiation data.
- To explain availability of solar radiation at a location and the effect of tilting the surface of collector with respect to horizontal surface.
- To describe the process of harnessing solar energy in the form of heat and working of solar collectors.
- To discuss applications of solar energy including heating and cooling.
- To discuss the operation of solar cell and the environmental effects on electrical characteristics of solar cell
- To discuss sizing and design of typical solar PV systems and their applications.
- To discuss basic Principles of Wind Energy Conversion and to compute the power available in the wind.
- To discuss forces on the Blades, Wind Energy Conversion, collection of Wind Data, energy estimation and site selection.
- To discuss classification of WEC Systems, its advantages and disadvantages of WECS, and Types of Wind Machines (Wind Energy Collectors).
- To evaluate the performance of Wind-machines, Generating Systems.
- To discuss energy storage, applications of Wind Energy and Environmental Aspects.■

Module-1		**Teaching Hours**
Fundamentals of Energy Science and Technology: Introduction, Energy, Economy and Social Development, Classification of Energy Sources, Importance of Non -conventional Energy Sources, Salient features of Non-conventional Energy Sources, World Energy Status, Energy Status in India. **Energy Conservation and Efficiency:** Introduction, Important Terms and Definitions, Important Aspects of Energy Conservation, Global Efforts, Achievements and Future Planning, Energy Conservation/Efficiency Scenario in India, Energy Audit, Energy Conservation Opportunities. **Energy Storage:** Introduction, Necessity of Energy Storage, Specifications of Energy Storage Devices. **Solar Energy-Basic Concepts:** Introduction, The Sun as Source of Energy, The Earth, Sun, Earth Radiation Spectrum, Extraterrestrial and Terrestrial Radiations, Spectral Power Distribution of Solar Radiation, Depletion of Solar Radiation.■		**08**
Revised Bloom's Taxonomy Level	L_1 – Remembering, L_2 – Understanding, L_3 – Applying.	
Module-2		
Solar Energy-Basic Concepts (continued): Measurement of Solar Radiation, Solar Radiation Data, Solar Time, Solar Radiation Geometry, Solar Day Length, Extraterrestrial Radiation on Horizontal Surface, Empirical Equations for Estimating Terrestrial Solar Radiation on Horizontal Surface, Solar Radiation on Inclined Plane Surface. **Solar Thermal Systems:** Introduction, Solar Collectors, Solar Water Heater, Solar Passive Space Heating and Cooling Systems, Solar Industrial Heating Systems, Solar Refrigeration and Air Conditioning Systems, Solar Cookers.■		**08**
Revised Bloom's Taxonomy Level	L_1 – Remembering, L_2 – Understanding, L_3 – Applying, L_4 – Analysing.	

B.E ELECTRICAL AND ELECTRONICS ENGINEERING(EEE)
CHOICE BASED CREDIT SYSTEM (CBCS)
SEMESTER – VI

15EE654 SOLAR AND WIND ENERGY (Professional Elective) (continued)

Module-3		**Teaching Hours**
Solar Photovoltaic Systems: Introduction, Solar Cell Fundamentals, Solar Cell Characteristics, Solar Cell Classification, Solar Cell Technologies, Solar Cell, Module, and Array Construction, Maximizing the Solar PV Output and Load Matching. Maximum Power Point Tracker. Balance of System Components, Solar PV Systems, Solar PV Applications.■		**08**
Revised Bloom's Taxonomy Level	L_1 – Remembering, L_2 – Understanding, L_3 – Applying, L_4 – Analysing.	
Module-4		
Wind Energy: Introduction, Basic Principles of Wind Energy Conversion, History of Wind Energy, Wind Energy Scenario – World and India. The Nature of the Wind, The Power in the Wind, Forces on the Blades, Wind Energy Conversion, Wind Data and Energy Estimation, Site Selection Considerations **Wind energy systems:** Environment and Economics Environmental benefits and problems of wind energy, Economics of wind energy, Factors influence the cost of energy generation, machine parameters, Life cycle cost analysis ■		**08**
Revised Bloom's Taxonomy Level	L_1 – Remembering, L_2 – Understanding, L_3 – Applying, L_4 – Analysing.	
Module-5		
Basic Components of a Wind Energy Conversion(WEC) System: Classification of WEC systems, Advantages and Disadvantages of WECS, Types of Wind Machines (Wind Energy Collectors), Analysis of Aerodynamic Forces Acting on the Blade, Performance of Wind-machines, Generating Systems, Energy Storage, Applications of Wind Energy, Environmental Aspects.■		**08**
Revised Bloom's Taxonomy Level	L_1 – Remembering, L_2 – Understanding, L_3 – Applying.	

Course outcomes:
At the end of the course the student will be able to:

- Discuss the importance of energy in human life, relationship among economy and environment with energy use and the increasing role of renewable energy.
- Explain the concept of energy storage and the principles of energy storage devices.
- To discuss solar radiation on horizontal and tilted surface, its characteristics, measurement and analysis of radiation data.
- Describe the process of harnessing solar energy and its applications in heating and cooling.
- Discuss fabrication, operation of solar cell, electrical characteristics, sizing and design of solar PV systems and their applications.
- Explain basic Principles of Wind Energy Conversion, collection of wind data, energy estimation and site selection.
- Discuss the performance of Wind-machines, energy storage, applications of Wind Energy and environmental aspects.■

Graduate Attributes (As per NBA)
Engineering Knowledge, Design/ Development of Solutions, The Engineer and Society, Environment and Sustainability, Ethics, Project Management and Finance.

Question paper pattern:

- The question paper will have ten questions.
- Each full question is for 16 marks.
- There will be 2full questions (with a maximum of four sub questions in one full question) from each module.
- Each full question with sub questions will cover the contents under a module.
- Students will have to answer 5 full questions, selecting one full question from each module.■

B.E ELECTRICAL AND ELECTRONICS ENGINEERING(EEE) CHOICE BASED CREDIT SYSTEM (CBCS) SEMESTER – VI				
15EE654 SOLAR AND WIND ENERGY(Professional Elective) (continued)				
Textbook				
1	Non-Conventional Energy Resources	B. H. Khan	McGraw Hill	2nd Edition 2017
2	Non-Conventional Sources of Energy	Rai, G. D	Khanna Publishers	4th Edition, 2009
Reference Books				
1	Non-Conventional Energy Resources	ShobhNath Singh	Pearson	1st Edition, 2015
2	Solar Energy – Principles of Thermal Collections and Storage	S.P. Sukhatme J.K.Nayak	McGraw Hill	3rd Edition, 2008
3	Wind Turbine Technology	Ahmad Hemami	Cengage	1st Edition, 2012

B.E ELECTRICAL AND ELECTRONICS ENGINEERING(EEE)
CHOICE BASED CREDIT SYSTEM (CBCS)
SEMESTER -VI

ARTIFICIAL NEURAL NETWORKS & FUZZY LOGIC (Open Elective)

Subject Code	15EE661	IA Marks	20
Number of Lecture Hours/Week	03	Exam Hours	03
Total Number of Lecture Hours	40	Exam Marks	80

Credits - 03

Course objectives:

- To expose the students to the concepts of feed forward neural networks.
- To provide adequate knowledge about feedback networks.
- To teach about the concept of fuzziness involved in various systems.
- To provide adequate knowledge about fuzzy set theory. ■

Module-1	**Teaching Hours**
Fundamentals of Neural Networks: Basic concepts of Neural networks, Human Brain, Model of an Artificial Neuron, Neural network architectures, Characteristics of Neural Networks, Learning methods, Taxonomy of Neural Network Architectures, Early Neural Network Architectures. **Back propagation Networks**: Architecture of a Back propagation network, the Perceptron Model, The solution, Single layer Artificial Neural Network, Model for Multilayer Perceptron, Back propagation Learning, Illustration, Applications.■	**08**
Revised Bloom's Taxonomy Level: L_1 – Remembering, L_2 – Understanding, L_3 – Applying.	
Module-2	
Back propagation Networks (continued): Effect of Tuning Parameters of the Back propagation Neural Network, Selection of Various Parameters in BPN, Variations of Standard Back propagation Algorithm. **Associative Memory:** Auto correlators, Hetero correlators: Kosko's Discrete BAM, Wang et al.'s Multiple Training Encoding Strategy, Exponential BAM, Associative Memory for Real-coded Pattern Pairs, Applications, Recent Trends. ■	**08**
Revised Bloom's Taxonomy Level: L_1 – Remembering, L_2 – Understanding, L_3 – Applying.	
Module-3	
Adaptive Resonance Theory: Introduction, ART l, ART 2, Applications, Sensitivities of Ordering of Data.■	**08**
Revised Bloom's Taxonomy Level: L_1 – Remembering, L_2 – Understanding, L_3 – Applying.	
Module-4	
Fuzzy Set Theory: Fuzzy versus Crisp, Crisp sets, Fuzzy Sets, Crisp Relations, FuzzyRelations. ■	**08**
Revised Bloom's Taxonomy Level: L_1 – Remembering, L_2 – Understanding. L_3 – Applying.	
Module-5	
Fuzzy Logic And Inference: Crisp Logic, Predicate Logic, Fuzzy Logic, Fuzzy Rule based System, Defuzzification Methods, Applications. **Type – 2 Fuzzy Sets**: Representation of Type – 2 Fuzzy Sets, Operations on Type – 2 Fuzzy Sets, Interval Type – 2 Fuzzy Sets.■	**08**
Revised Bloom's Taxonomy Level: L_1 – Remembering, L_2 – Understanding. L_3 – Applying.	

B.E ELECTRICAL AND ELECTRONICS ENGINEERING(EEE)
CHOICE BASED CREDIT SYSTEM (CBCS)
SEMESTER – VI

15EE661 ARTIFICIAL NEURAL NETWORKS & FUZZY LOGIC (Open Elective) (continued)

Course outcomes:

At the end of the course the student will be able to:

- Show an understanding of Organization of the Brain, Biological and Artificial Neuron Models
- Show an understanding of Back propagation network architecture, Perceptron Model, Single layer Artificial Neural Network, Model for Multilayer Perceptron, Back propagation Learning,
- Show an understanding of Back propagation training and summary of Back propagation Algorithm
- Show an understanding Bidirectional Associative Memory (BAM) Architecture
- Show an understanding adaptive resonance theory architecture and its applications
- Differentiate between crisp logic, predicate logic and fuzzy logic.
- Explain fuzzy rule based system
- Show an understanding of Defuzzification methods. ■

Graduate Attributes (As per NBA)

Engineering Knowledge

Question paper pattern:

- The question paper will have ten questions.
- Each full question is for 16 marks.
- There will be 2full questions (with a maximum of four sub questions in one full question) from each module.
- Each full question with sub questions will cover the contents under a module.
- Students will have to answer 5 full questions, selecting one full question from each module.■

Textbook

1	Neural Networks, Fuzzy Systems and Evolutionary Algorithms: Synthesis and Applications.	S. Rajasekaran, G.A. VijayalakshmiPai	PHI Learning	2nd Edition, 2017

Reference Books

1	Neural Networks – A comprehensive foundation	Simon Haykin	Prentice Hall	3rd Edition, 2004.
2	Fuzzy Logic With Engineering Applications	Timothy J Ross	Wiley	3rd Edition, 2014
3.	Fuzzy sets and Fuzzy Logic: Theory and Applications	Klir, G.J. Yuan Bo	Prentice Hall	2005.

B.E ELECTRICAL AND ELECTRONICS ENGINEERING(EEE)
CHOICE BASED CREDIT SYSTEM (CBCS)
SEMESTER – VI

SENSORS AND TRANSDUCERS(Open Elective)

Subject Code	15EE662	IA Marks	20
Number of Lecture Hours/Week	03	Exam Hours	03
Total Number of Lecture Hours	40	Exam Marks	80

Credits – 03

Course objectives:

- To discuss need of transducers, their classification, advantages and disadvantages.
- To discuss working of different types of transducers and sensors..
- To discuss recent trends in sensor technology and their selection.
- To discuss basics of signal conditioning and signal conditioning equipment.
- To discuss configuration of Data Acquisition System and data conversion.
- To discuss the basics of Data transmission and telemetry.
- To explain measurement of various non-electrical quantities.■

Module-1	**Teaching Hours**
Sensors and Transducers: Introduction, Classification of Transducers**,** Advantages and Disadvantages of Electrical Transducers, Transducers Actuating Mechanisms, Resistance Transducers, Variable Inductance Transducers, Capacitive Transducers, Piezoelectric Transducers, Hall Effect Transducers, Thermoelectric Transducers, Photoelectric Transducers.■	**08**
Revised Bloom's Taxonomy Level: L_1 – Remembering, L_2 – Understanding.	
Module-2	
Sensors and Transducers (continued): Stain Gages, Load Cells, Proximity Sensors, Pneumatic Sensors, Light Sensors, Tactile Sensors, Fiber Optic Transducers, Digital Transducers, Recent Trends – Smart Pressure Transmitters, Selection of Sensors, Rotary – Variable Differential Transformer, Synchros and Resolvers, Induction Potentiometers, Micro Electromechanical Systems.■	**08**
Revised Bloom's Taxonomy Level: L_1 – Remembering, L_2 – Understanding.	
Module-3	
Signal Condition: Introduction, Functions of Signal Conditioning Equipment, Amplification, Types of Amplifiers, Mechanical Amplifiers Fluid Amplifiers, Optical Amplifiers, Electrical and electronic Amplifiers. **Data Acquisition Systems and Conversion:**Introduction, Objectives and Configuration of Data Acquisition System, Data Acquisition Systems, Data Conversion.■	**08**
Revised Bloom's Taxonomy Level: L_1 – Remembering, L_2 – Understanding.	
Module-4	
Data Transmission and Telemetry: Data/Signal Transmission, Telemetry. **Measurement of Non – Electrical Quantities:**Pressure Measurement■	**08**
Revised Bloom's Taxonomy Level: L_1 – Remembering, L_2 – Understanding.	
Module-5	
Measurement of Non – Electrical Quantities (continued): Temperature Measurement, Flow Measurement – Introduction, Electromagnetic Flow meters, Ultrasonic Flow Meters, Thermal Metes, Wire Anemometers. Measurement of Displacement, Measurement of Velocity/ Speed, Measurement of Acceleration, Measurement of Force, Measurement of Torque, Measurement of Shaft Power, Measurement of Liquid Level, Measurement of Viscosity.■	**08**
Revised Bloom's Taxonomy Level: L_1 – Remembering, L_2 – Understanding.	

B.E ELECTRICAL AND ELECTRONICS ENGINEERING(EEE)
CHOICE BASED CREDIT SYSTEM (CBCS)
SEMESTER – VI

15EE662 SENSORS AND TRANSDUCERS(Open Elective) (continued)

Course outcomes:

At the end of the course the student will be able to:

- Discuss need of transducers, their classification, advantages and disadvantages.
- Show an understanding of working of various transducers and sensors.
- Discuss recent trends in sensor technology and their selection.
- Discuss basics of signal conditioning and signal conditioning equipment.
- Discuss configuration of Data Acquisition System and data conversion.
- Show knowledge of data transmission and telemetry.
- Explain measurement of non-electrical quantities -temperature, flow, speed, force, torque, power and viscosity.■

Graduate Attributes (As per NBA)

Engineering Knowledge

Question paper pattern:

- The question paper will have ten questions.
- Each full question is for 16 marks.
- There will be 2full questions (with a maximum of four sub questions in one full question) from each module.
- Each full question with sub questions will cover the contents under a module.
- Students will have to answer 5 full questions, selecting one full question from each module.■

Textbook

1	Electrical and Electronic Measurements and instrumentation	R.K Rajput	S. Chand	3rd Edition, 2013.

Reference Books

1	A Course in Electronics and Electrical Measurements and Instruments	J.B. Gupta	Katson Books	13th Edition, 2008
2	A Course in Electrical and Electronic Measurements and Instrumentation	A. K. Sawheny	DhanpatRai	2015

B.E ELECTRICAL AND ELECTRONICS ENGINEERING(EEE)
CHOICE BASED CREDIT SYSTEM (CBCS)
SEMESTER - VI

BATTERIES AND FUEL CELLS FOR COMMERCIAL, MILITARY AND SPACE APPLICATIONS
(Open Elective)

Subject Code	15EE663	IA Marks	20
Number of Lecture Hours/Week	03	Exam Hours	03
Total Number of Lecture Hours	40	Exam Marks	80

Credits - 03

Course objectives:

- To discuss the current status of various rechargeable batteries and fuel cells for various applications.
- To discuss the performance capabilities and limitations of batteries and fuel cells.
- To discuss the performance requirements for next-generation high-power rechargeable lithium-based batteries and sealed nickel-cadmium and lead-acid batteries.
- To discuss fuel cells that are best suited for applications where electrical power requirements vary between several kilowatts (kW) to a few megawatts (MW)
- To describe the high-power batteries currently used by EVs and HEVs and various next-generation rechargeable batteries best suited for all-electric cars, EVs, and HEVs.
- To discuss low-power battery configurations that are best suited for compact commercial, industrial, and medical applications.
- To identify the design aspects and performance characteristics of micro- and nano-batteries best suited for detection, sensing, and monitoring devices. ■

Module-1	**Teaching Hours**
Current Status of Rechargeable Batteries and Fuel Cells: Rechargeable Batteries, Fundamental Aspects of a Rechargeable Battery, Rechargeable Batteries Irrespective of Power Capability, Rechargeable Batteries for Commercial and Military Applications, Batteries for Low-Power Applications, Fuel Cells. ■	**08**
Revised Bloom's Taxonomy Level L_1 – Remembering, L_2 – Understanding, L_3 – Applying.	
Module-2	
Batteries for Aerospace and Communications Satellites: Introduction, On-board Electrical Power System, Battery Power Requirements and Associated Critical Components, Cost-Effective Design Criterion for Battery-Type Power Systems for Spacecraft, Spacecraft Power System Reliability, Ideal Batteries for Aerospace and Communications Satellites, Performance Capabilities and Battery Power Requirements for the Latest Commercial and Military Satellite Systems, Military Satellites for Communications, Surveillance, Reconnaissance, and Target Tracking, Batteries Best Suited to Power Satellite Communications Satellites.■	**08**
Revised Bloom's Taxonomy Level L_1 – Remembering, L_2 – Understanding, L_3 – Applying, L_4 – Analysing.	
Module-3	
Fuel Cell Technology: Introduction, Performance Capabilities of Fuel Cells Based on Electrolytes, Low-Temperature Fuel Cells Using Various Electrolytes, Fuel Cells Using a Combination of Fuels, Fuel Cell Designs for Multiple Applications, Ion-Exchange Membrane Fuel Cells, Potential Applications of Fuel Cells, Fuel Cells for Aircraft Applications, Fuel Cells for Commercial, Military, and Space Applications, Fuel Cells Capable of Operating in Ultra-High-Temperature Environments, Fuel Cell Requirements for Electric Power Plant Applications.■	**08**
Revised Bloom's Taxonomy Level L_1 – Remembering, L_2 – Understanding, L_3 – Applying, L_4 – Analysing.	
Module-4	
Batteries for Electric and Hybrid Vehicles: Introduction, Chronological Development History of Early Electric Vehicles and Their Performance Parameters, Electric and Hybrid Electric Vehicles	**08**

B.E ELECTRICAL AND ELECTRONICS ENGINEERING(EEE)
CHOICE BASED CREDIT SYSTEM (CBCS)
SEMESTER - VI

15EE663 BATTERIES & FUEL CELLS FOR COMMERCIAL, MILITARY & SPACE APPLICATIONS(Open Elective) (continued)

Module-4(continued)		**Teaching Hours**
Batteries for Electric and Hybrid Vehicles (continued): Developed Earlier by Various Companies and Their Performance Specifications, Development History of the Latest Electric and Hybrid Electric Vehicle Types and Their Performance Capabilities and Limitations, Performance Requirements of Various Rechargeable Batteries, Materials for Rechargeable Batteries, Critical Role of Rare Earth Materials in the Development of EVs and HEVs.■		
Revised Bloom's Taxonomy Level	L_1 – Remembering, L_2 – Understanding.	
Module-5		
Low-Power Rechargeable Batteries for Commercial, Space, and Medical Applications: Introduction, Low-Power Battery Configurations, Characteristics, Batteries for Miniaturized Electronic System Applications, for Embedded-System Applications, Batteries for Medical Applications, Selection Criteria for Primary and Secondary (Rechargeable) Batteries for Specific Applications. ■		**08**
Revised Bloom's Taxonomy Level	L_1 – Remembering, L_2 – Understanding.	

Course outcomes:

At the end of the course the student will be able to:

- Discuss the current status, the performance capabilities and limitations of rechargeable batteries and fuel cells for various applications.
- To discuss the performance requirements for next-generation high-power rechargeable lithium-based batteries and sealed nickel-cadmium and lead-acid batteries.
- Discuss fuel cells that are best suited for applications where electrical power requirements vary between several kilowatts (kW) to a few megawatts (MW)
- Describe the high-power batteries currently used by EVs and HEVs and various next-generation rechargeable batteries best suited for all-electric cars, EVs, and HEVs.
- Discuss low-power battery configurations that are best suited for compact commercial, industrial, and medical applications.
- Explain the design aspects and performance characteristics of micro- and nano-batteries best suited for detection, sensing, and monitoring devices.■

Graduate Attributes (As per NBA)

Engineering Knowledge

Question paper pattern:

- The question paper will have ten questions.
- Each full question is for 16 marks.
- There will be 2full questions (with a maximum of four sub questions in one full question) from each module.
- Each full question with sub questions will cover the contents under a module.
- Students will have to answer 5 full questions, selecting one full question from each module.■

Textbook

1	Next-Generation Batteries and Fuel Cells for Commercial, Military, and Space Applications	A.R. JHA	CRC Press	1st Edition, 2012

Reference Books

1	Electrochemical Power Sources: Batteries, Fuel Cells, and Supercapacitors.	Vladimir S. Bagotsky	John Wiley	1st Edition,2015
2	Modelling and Control of Fuel Cells: Distributed Generation Applications	M. HashemNehrir Caisheng Wang	Wiley	1st Edition,2009

B.E ELECTRICAL AND ELECTRONICS ENGINEERING(EEE)
CHOICE BASED CREDIT SYSTEM (CBCS)
SEMESTER - VI

INDUSTRIAL SERVO CONTROL SYSTEMS(Professional Elective)

Subject Code	15EE664	IA Marks	20
Number of Lecture Hours/Week	03	Exam Hours	03
Total Number of Lecture Hours	40	Exam Marks	80

Credits - 03

Course objectives:

- To explain the evolution and classification of servos, with descriptions of servo drive actuators, amplifiers, feedback transducers, performance, and troubleshooting techniques.
- To discuss system analogs and vectors, with a review of differential equations.
- To discuss the concept of transfer functions for the representation of differential equations.
- To discuss mathematical equations for electric servo motors, both DC and brushless DC servo motors.
- To represent servo drive components by their transfer function, to combine the servo drive building blocks into system block diagrams.
- To determine the frequency response techniques for proper servo compensation.
- To explain perform indices and performance criteria for servo systems.
- To discuss the mechanical considerations of servo systems.■

Module-1		**Teaching Hours**
Servos: Introduction, Benefits of Servo Systems, Types of Servos - Evolution of Servo Drives, Classification of Drives, Components of Servos - Hydraulic/Electric Circuit Equations,Actuators—Electric,Actuators—Hydraulic,Amplifiers—Electric,Amplifiers—Hydraulic,Transducers (Feedback).■		**08**
Revised Bloom's Taxonomy Level	L_1 – Remembering, L_2 – Understanding, L_3 – Applying.	
Module-2		
Machine Servo Drives: Types of Drives, Feed Drive Performance. **Troubleshooting Techniques:** Techniques by Drive, Problems: Their Causes and Cures. **Machine Feed Drives:** Advances in Technology, Parameters for making ApplicationChoices. **Application of Industrial Servo Drives:** Introduction ,Physical System Analogs, Quantities and Vectors,Differential Equations for PhysicalSystems,Electric Servo Motor TransferFunctions and Time Constants, Transport Lag Transfer Function,Hydraulic Servo Motor Characteristics,General Transfer Characteristics.■		**08**
Revised Bloom's Taxonomy Level	L_1 – Remembering, L_2 – Understanding, L_3 – Applying, L_4 – Analysing.	
Module-3		
Generalized Control Theory: Servo Block Diagrams,Frequency-Response Characteristics and Construction of Approximate (Bode) Frequency Charts,Nichols Charts, Servo Analysis Techniques,Servo Compensation. **Indexes of Performance:** Definition of Indexes of Performance for Servo Drives,Indexes of Performance for Electric and Hydraulic Drives.■		**08**
Revised Bloom's Taxonomy Level	L_1 – Remembering, L_2 – Understanding, L_3 – Applying, L_4 – Analysing.	
Module-4		
Performance Criteria: Percent Regulation,Servo System Responses. **Servo Plant CompensationTechniques:** Dead-Zone Nonlinearity,Change-in-Gain Nonlinearity,Structural Resonances,Frequency Selective Feedback,Feedforward Control. **Machine Considerations:**Machine feed drive Considerations,Ball Screw Mechanical Resonances and Reflected Inertias for Machine Drives.■		**08**
Revised Bloom's Taxonomy Level	L_1 – Remembering, L_2 – Understanding.	

B.E ELECTRICAL AND ELECTRONICS ENGINEERING(EEE)
CHOICE BASED CREDIT SYSTEM (CBCS)
SEMESTER - VI

15EE664 INDUSTRIAL SERVO CONTROL SYSTEMS (Open Elective) (continued)

Module-5		**Teaching Hours**
Machine Considerations: Drive Stiffness, Drive Resolution,Drive Acceleration,Drive Speed Considerations,Drive Ratio Considerations,Drive Thrust/Torque And FrictionConsiderations, Drive Duty Cycles.■		**08**
Revised Bloom's Taxonomy Level	L_1 – Remembering, L_2 – Understanding.	

Course outcomes:

At the end of the course the student will be able to:

- Explain the evolution and classification of servos, with descriptions of servo drive actuators, amplifiers, feedback transducers, performance, and troubleshooting techniques.
- Discuss system analogs and vectors, with a review of differential equations.
- Discuss the concept of transfer functions for the representation of differential equations.
- Discuss mathematical equations for electric servo motors, both DC and brushless DC servo motors.
- Represent servo drive components by their transfer function, to combine the servo drive building blocks into system block diagrams.
- Determine the frequency response techniques for proper servo compensation.
- Explain perform indices and performance criteria for servo systems.
- Discuss the mechanical considerations of servo systems.■

Graduate Attributes (As per NBA)

Engineering Knowledge

Question paper pattern:

- The question paper will have ten questions.
- Each full question is for 16 marks.
- There will be 2full questions (with a maximum of four sub questions in one full question) from each module.
- Each full question with sub questions will cover the contents under a module.
- Students will have to answer 5 full questions, selecting one full question from each module.■

Text Book

1	Industrial Servo Control SystemsFundamentals andApplications	George W. Younkin	Marcel Dekker	1st Edition, 2003

Reference Books

1	Servo Motors and Industrial Control Theory	RiazollahFiroozian	Springer	2nd Edition, 2014
2	DC SERVOS Application and Design with MATLAB	Stephen M. Tobin	CRC	1st Edition, 2011

B.E ELECTRICAL AND ELECTRONICS ENGINEERING(EEE)
CHOICE BASED CREDIT SYSTEM (CBCS)
SEMESTER -VI

CONTROL SYSTEM LABORATORY

Subject Code	15EEL67	IA Marks	20
Number of Practical Hours/Week	03	Exam Hours	03
Total Number of Practical Hours	42	Exam Marks	80

Credits - 02

Course objectives:

- To determine the time and frequency domain reposes of a given second order system using software package or discrete components.
- To design and analyze Lead, Lag and Lag – Lead compensators for given specifications.
- To draw the performance characteristics of ac and dc servomotors and synchro-transmitter receiver pair.
- To simulate the DC position and feedback control system to study the effect of P, PI, PD and PID controller and Lead compensator on the step response of the system.
- To write a script files to plot root locus, bode plot, Nyquist plots to study the stability of the system using a software package.■

Sl. NO	Experiments
1	Experiment to draw the speed torque characteristics of (i) AC servo motor (ii) DC servo motor
2	Experiment to draw synchro pair characteristics
3	Experiment to determine frequency response of a second order system
4	(a) To design a passive RC lead compensating network for the given specifications, viz, the maximum phase lead and the frequency at which it occurs and to obtain the frequency response. (b) To determine experimentally the transfer function of the lead compensating network.
5	(a)To design a passive RC lag compensating network for the given specifications, viz, the maximum phase lag and the frequency at which it occurs and to obtain the frequency response. (b) To determine experimentally the transfer function of the lag compensating network
6	Experiment to draw the frequency response characteristics of the lag – lead compensator network and determination of its transfer function.
	Experiments 7 to 11 must be done using MATLAB/SCILAB only.
7	(a) To simulate a typical second order system and determine step response and evaluate time response specifications. (b) To evaluate the effect of additional poles and zeros on time response of second order system. (c) To evaluate the effect of pole location on stability (d) To evaluate the effect of loop gain of a negative feedback system on stability.
8	To simulate a second order system and study the effect of (a) P, (b) PI, (c) PD and (d) PID controller on the step response.
9	(a) To simulate a D.C. Position control system and obtain its step response. (b) To verify the effect of input waveform, loop gain and system type on steady state errors. (c) To perform trade-off study for lead compensator. (d) To design PI controller and study its effect on steady state error.
10	(a) To examine the relationship between open-loop frequency response and stability, open-loop frequency and closed loop transient response (b) To study the effect of open loop gain on transient response of closed loop system using root locus.
11	(a) To study the effect of open loop poles and zeros on root locus contour (b) To estimate the effect of open loop gain on the transient response of closed loop system using root locus. (c) Comparative study of Bode, Nyquist and root locus with respect to stability.
Revised Bloom's Taxonomy Level	L_1 – Remembering, L_2 – Understanding. L_3 – Applying, L_4 – Analysing, L_5 – Evaluating.

B.E ELECTRICAL AND ELECTRONICS ENGINEERING(EEE)
CHOICE BASED CREDIT SYSTEM (CBCS)
SEMESTER -VI

15EEL67 CONTROL SYSTEM LABORATORY(continued)

Course outcomes: At the end of the course the student will be able to:

- Use software package or discrete components in assessing the time and frequency domain reposes of a given second order system.
- Design and analyze Lead, Lag and Lag – Lead compensators for given specifications.
- Determine the performance characteristics of ac and dc servomotors and synchro-transmitter receiver pair used in control systems.
- Simulate the DC position and feedback control system to study the effect of P, PI, PD and PID controller and Lead compensator on the step response of the system.
- Write a script files to plot root locus, bode plot, Nyquist plots to study the stability of the system using a software package.
- Work with a small team to carryout experiments and prepare reports that present lab work. ■

Graduate Attributes (As per NBA)

Engineering Knowledge,Problem Analysis, Individual and Team work, Modern tool usage, Communication.

Conduct of Practical Examination:

1. All laboratory experiments are to be included for practical examination.
2. Breakup of marks and the instructions printed on the cover page of answer script to be strictly adhered by the examiners.
3. Students can pick one experiment from the questions lot prepared by the examiners.
4. Change of experiment is allowed only once and 15% Marks allotted to the procedure part to be made zero.■

B.E ELECTRICAL AND ELECTRONICS ENGINEERING(EEE)
CHOICE BASED CREDIT SYSTEM (CBCS)
SEMESTER - VI

DIGITAL SIGNAL PROCESSING LABORATORY

Subject Code	15EEL68	IA Marks	20
Number of Practical Hours/Week	03	Exam Hours	03
Total Number of Practical Hours	42	Exam Marks	80

Credits - 02

Course objectives:

- To explain the use of MATLAB software in evaluating the DFT and IDFT of given sequence
- To verify the convolution property of the DFT
- To design and implementation of IIR and FIR filters for given frequency specifications.
- To realize IIR and FIR filters.
- To help the students in developing software skills.■

Sl. No	Experiments
1	Verification of Sampling Theorem both in time and frequency domains
2	Evaluation of impulse response of a system
3	To perform linear convolution of given sequences
4	To perform circular convolution of given sequences using (a) the convolution summation formula (b) the matrix method and (c) Linear convolution from circular convolution with zero padding.
5	Computation of N – point DFT and to plot the magnitude and phase spectrum.
6	Linear and circular convolution by DFT and IDFT method.
7	Solution of a given difference equation.
8	Calculation of DFT and IDFT by FFT
9	Design and implementation of IIR filters to meet given specification (Low pass, high pass, band pass and band reject filters)
10	Design and implementation of FIR filters to meet given specification (Low pass, high pass, band pass and band reject filters) using different window functions
11	Design and implementation of FIR filters to meet given specification (Low pass, high pass, band pass and band reject filters) using frequency sampling technique.
12	Realization of IIR and FIR filters

Revised Bloom's Taxonomy Level	L_1 – Remembering, L_2 – Understanding. L_3 – Applying, L_4 – Analysing, L_5 – Evaluating,

Course outcomes: At the end of the course the student will be able to:

- Give physical interpretation of sampling theorem in time and frequency domains.
- Evaluate the impulse response of a system.
- Perform convolution of given sequences to evaluate the response of a system.
- Compute DFT and IDFT of a given sequence using the basic definition and/or fast methods.
- Provide a solution for a given difference equation.
- Design and implement IIR and FIR filters
- Conduct experiments using software and prepare reports that present lab work■

Graduate Attributes (As per NBA)

Engineering Knowledge, Problem Analysis, Individual and Team work, Communication.

Conduct of Practical Examination:

1. All laboratory experiments are to be included for practical examination.
2. Breakup of marks and the instructions printed on the cover page of answer script to be strictly adhered by the examiners.
3. Students can pick one experiment from the questions lot prepared by the examiners.
4. Change of experiment is allowed only once and 15% Marks allotted to the procedure part to be made zero.■

****** END ******

VII SEMESTER DETAILED SYLLABUS

B.E ELECTRICAL AND ELECTRONICS ENGINEERING(EEE)
CHOICE BASED CREDIT SYSTEM (CBCS)
SEMESTER -VII

POWER SYSTEM ANALYSIS – 2(Core Course)

Subject Code	15EE71	IA Marks	20
Number of Lecture Hours/Week	04	Exam Hours	03
Total Number of Lecture Hours	50	Exam Marks	80

Credits - 04

Course objectives:

- To explain formulation of network models and bus admittance matrix for solving load flow problems.
- To discuss solution of nonlinear static load flow equations by different numerical techniques and methods to control voltage profile.
- To discuss optimal operation of generators on a bus bar, optimal unit commitment, reliability considerations and optimum generation scheduling.
- To discuss optimal power flow solution, scheduling of hydro-thermal system, power system security and reliability.
- To explain formulation of bus impedance matrix for the use in short circuit studies on power systems.
- To explain numerical solution of swing equation for multi-machine stability. ■

Module-1		**Teaching Hours**
Load Flow Studies: Introduction, Network Model Formulation, Formation of Y_{bus} by Singular Transformation, Load Flow Problem, Gauss-Seidel Method.■		**10**
Revised Bloom's Taxonomy Level	L_1 – Remembering, L_2 – Understanding, L_3 – Applying L_4 – Analysing.	
Module-2		
Load Flow Studies (continued): Newton-Raphson Method, Decoupled Load Flow Methods, Comparison of Load Flow Methods, Control of Voltage Profile.■		**10**
Revised Bloom's Taxonomy Level	L_1 – Remembering, L_2 – Understanding, L_3 – Applying L_4 – Analysing.	
Module-3		
Optimal System Operation: Introduction, Optimal Operation of Generators on a Bus Bar, Optimal Unit Commitment, Reliability Considerations, Optimum Generation Scheduling.■		**10**
Revised Bloom's Taxonomy Level	L_1 – Remembering, L_2 – Understanding, L_3 – Applying L_4 – Analysing.	
Module-4		
Optimal System Operation (continued): Optimal Load Flow Solution, Optimal Scheduling of Hydrothermal System, Power System Security, Maintenance Scheduling, Power System Reliability.■		**10**
Revised Bloom's Taxonomy Level	L_1 – Remembering, L_2 – Understanding, L_3 – Applying L_4 – Analysing.	
Module-5		
SymmetricalFault Analysis: Algorithm for Short Circuit Studies, Z_{bus} Formulation. **Power System Stability:**Numerical Solution of Swing Equation, Multimachine Stability.■		**10**
Revised Bloom's Taxonomy Level	L_1 – Remembering, L_2 – Understanding, L_3 – Applying L_4 – Analysing.	

Course outcomes:

At the end of the course the student will be able to:

- Formulate network matrices and models for solving load flow problems.
- Perform steady state power flow analysis of power systems using numerical iterative techniques.
- Suggest a method to control voltage profile.
- Show knowledge of optimal operation of generators on a bus bar, optimal unit commitment,

B.E ELECTRICAL AND ELECTRONICS ENGINEERING(EEE)
15EE71POWER SYSTEM ANALYSIS – 2(Core Subject) (continued)
CHOICE BASED CREDIT SYSTEM (CBCS)

Course outcomes(continued):

- Discuss optimal scheduling for hydro-thermal system, power system security and reliability.
- Analyze short circuit faults in power system networks using bus impedance matrix.
- Perform numerical solution of swing equation for multi-machine stability■

Graduate Attributes (As per NBA)

Engineering Knowledge, Problem Analysis, Design/ Development of Solutions, Conduct investigations of complex problems, Modern Tool Usage, Ethics, Individual and Team Work, Communication, Life-long Learning.

Question paper pattern:

- The question paper will have ten full questions carrying equal marks.Each full question consisting of 16 marks.
- There will be two full questions (with a maximum of four sub questions) from each module.
- Each full question will have sub question covering all the topics under a module.
- The students will have to answer five full questions, selecting one full question from each module.

Textbook

1	Modern Power System Analysis	D. P. Kothari	McGraw Hill	4th Edition, 2011

Reference Books

1	Computer Methods in Power Systems Analysis	Glenn W Stagg Ahmed H Ei - Abiad	McGraw Hill	1stEdition, 1968
2	Computer Techniques in Power System Analysis	M.A. Pai	McGraw Hill	2ndEdition, 2006
3	Power System Analysis	HadiSaadat	McGraw Hill	2ndEdition, 2002

B.E ELECTRICAL AND ELECTRONICS ENGINEERING(EEE)
CHOICE BASED CREDIT SYSTEM (CBCS)
SEMESTER -VII

POWER SYSTEM PROTECTION(Core Subject)

Subject Code	15EE72	IA Marks	20
Number of Lecture Hours/Week	04	Exam Hours	03
Total Number of Lecture Hours	50	Exam Marks	80

Credits - 04

Course objectives:

- To discuss performance of protective relays, components of protection scheme and relay terminology.
- To explain relay construction and operating principles.
- To explain Overcurrent protection using electromagnetic and static relays and Overcurrent protective schemes.
- To discuss types of electromagnetic and static distance relays, effect of arc resistance, power swings, line length and source impedance on performance of distance relays.
- To discuss pilot protection; wire pilot relaying and carrier pilot relaying.
- To discuss construction, operating principles and performance of various differential relays for differential protection.
- To discuss protection of generators, motors, Transformer and Bus Zone Protection.
- To explain the principle of circuit interruption and different types of circuit breakers.
- To describe the construction and operating principle of different types of fuses and to give the definitions of different terminologies related to a fuse.
- To discuss protection Against Overvoltages and Gas Insulated Substation (GIS). ■

Module-1		**Teaching Hours**
Introduction to Power System Protection: Need for protective schemes, Nature and Cause of Faults, Types of Fault,Effects of Faults, Fault Statistics, Zones of Protection, Primary and Backup Protection, Essential Qualities of Protection,Performance of Protective Relaying, Classification of Protective Relays, Automatic Reclosing, Current Transformers for protection, Voltage Transformers for Protection. **Relay Construction and Operating Principles:** Introduction, Electromechanical Relays, Static Relays – Merits and Demerits of Static Relays, Numerical Relays, Comparison between Electromechanical Relays and Numerical Relays. **Overcurrent Protection:**Introduction, Time – current Characteristics, Current Setting, Time Setting.■		**10**
Revised Bloom's Taxonomy Level	L_1 – Remembering, L_2 – Understanding, L_3 – Applying, L_4 – Analysing.	
Module-2		
Overcurrent Protection (continued): Overcurrent Protective Schemes, Reverse Power or Directional Relay, Protection of Parallel Feeders, Protection of Ring Mains, Earth Fault and Phase Fault Protection, Combined Earth Fault and Phase Fault Protective Scheme, Phase Fault Protective Scheme, Directional Earth Fault Relay, Static Overcurrent Relays, Numerical Overcurrent Relays. **Distance Protection:** Introduction, Impedance Relay, Reactance Relay, Mho Relay, Angle Impedance Relay, Effect of Arc Resistance on the Performance of Distance Relays, Reach of Distance Relays. Effect of Power Surges(Power Swings) on Performance of Distance Relays, Effect of Line Length and Source Impedance on Performance of Distance Relays.■		**10**
Revised Bloom's Taxonomy Level	L_1 – Remembering, L_2 – Understanding, L_3 – Applying, L_4 – Analysing.	
Module-3		
Pilot Relaying Schemes: Introduction, Wire Pilot Protection, Carrier Current Protection **Differential Protection**: Introduction, Differential Relays, Simple Differential Protection, Percentage or Biased Differential Relay, Differential Protection of 3 Phase Circuits, Balanced (Opposed) Voltage Differential Protection. **Rotating Machines Protection:** Introduction, Protection of Generators. **Transformer and Buszone Protection:** Introduction, Transformer Protection, Buszone Protection, Frame Leakage Protection.■		**10**
Revised Bloom's Taxonomy Level	L_2 – Understanding, L_3 – Applying, L_4 – Analysing, L_5 – Evaluating.	

B.E ELECTRICAL AND ELECTRONICS ENGINEERING(EEE)
CHOICE BASED CREDIT SYSTEM (CBCS)
SEMESTER - VII

15EE72 POWER SYSTEM PROTECTION (Core Course) (continued)

Module-4	**Teaching Hours**
Circuit Breakers: Introduction, Fault Clearing Time of a Circuit Breaker, Arc Voltage, Arc Interruption, Restriking Voltage and Recovery Voltage, Current Chopping, Interruption of Capacitive Current, Classification of Circuit Breakers, Air – Break Circuit Breakers, Oil Circuit Breakers, Air – Blast Circuit Breakers, SF_6 Circuit Breakers, Vacuum Circuit Breakers, High Voltage Direct Current Circuit Breakers, Rating of Circuit Breakers, Testing of Circuit Breakers.■	**10**
Revised Bloom's Taxonomy Level L_1 – Remembering, L_2 – Understanding, L_3 – Applying, L_4 – Analysing.	
Module-5	
Fuses: Introductions, Definitions, Fuse Characteristics, Types of Fuses, Applications of HRC Fuses, Selection of Fuses, Discrimination. **Protection against Overvoltages:** Causes of Overvoltages, Lightning phenomena, Wave Shape of Voltage due to Lightning, Over Voltage due to Lightning, Klydonograph and Magnetic Link, Protection of Transmission Lines against Direct Lightning Strokes, Protection of Stations and Sub – Stations from Direct Strokes, Protection against Travelling Waves, Insulation Coordination, Basic Impulse Insulation Level (BIL). **Modern Trends in Power System Protection:** Introduction, gas insulated substation/switchgear (GIS).■	**10**
Revised Bloom's Taxonomy Level L_1 – Remembering, L_2 – Understanding, L_3 – Applying, L_4 – Analysing.	

Course outcomes:

At the end of the course the student will be able to:

- Discuss performance of protective relays, components of protection scheme and relay terminology overcurrent protection.
- Explain the working of distance relays and the effects ofarc resistance, power swings, line length and source impedance on performance of distance relays.
- Discuss pilot protection; wire pilot relaying and carrier pilot relaying.
- Discuss construction, operating principles and performance of differential relays for differential protection.
- Discuss protection of generators, motors, Transformer and Bus Zone Protection.
- Explain the principle of circuit interruption in different types of circuit breakers.
- Describe the construction and operating principle of different types of fuses and to give the definitions of different terminologies related to a fuse.
- Discuss protection against Overvoltages and Gas Insulated Substation (GIS).■

Graduate Attributes (As per NBA)

Engineering Knowledge, Problem Analysis, Design/ Development of Solutions, Ethics, Communication, Life-long Learning.

Question paper pattern:

- The question paper will have ten full questions carrying equal marks.Each full question consisting of 16 marks.
- There will be two full questions (with a maximum of four sub questions) from each module.
- Each full question will have sub question covering all the topics under a module.
- The students will have to answer five full questions, selecting one full question from each module. ■

Textbook

1	Power System Protection and Switchgear	Badri Ram, D.N. Vishwakarma	McGraw Hill	2nd Edition
2	Power System Protection and Switchgear(For additional study on gapless arrester, Refer to pages 458 to 461)	BhuvaneshOza et al	McGraw Hill	1st Edition, 2010

B.E ELECTRICAL AND ELECTRONICS ENGINEERING(EEE) CHOICE BASED CREDIT SYSTEM (CBCS) SEMESTER - VII				
15EE72 POWER SYSTEM PROTECTION (Core Course) (continued)				
Reference Books				
1	Protection and Switchgear	Bhavesh et al	Oxford	1st Edition, 2011
2	Power System Switchgear and Protection	N. Veerappan S.R. Krishnamurthy	S. Chand	1st Edition, 2009
3	Fundamentals of Power System Protection	Y.G.Paithankar S.R. Bhide	PHI	1st Edition, 2009

B.E ELECTRICAL AND ELECTRONICS ENGINEERING(EEE)
CHOICE BASED CREDIT SYSTEM (CBCS)
SEMESTER -VII

HIGH VOLTAGE ENGINEERING (Core Course)

Subject Code	15EE73	IA Marks	20
Number of Lecture Hours/Week	04	Exam Hours	03
Total Number of Lecture Hours	50	Exam Marks	80

Credits - 04

Course objectives:

- To discuss conduction and breakdown in gases, liquid dielectrics.
- To discuss breakdown in solid dielectrics.
- To discuss generation of high voltages and currents and their measurement.
- To discuss overvoltage phenomenon and insulation coordination in electric power systems.
- To discuss non-destructive testing of materials and electric apparatus.
- To discuss high-voltage testing of electric apparatus■

Module-1	**Teaching Hours**
Conduction and Breakdown in Gases: Gases as Insulating Media, Collision Process, Ionization Processes, Townsend's Current Growth Equation, Current Growth in the Presence of Secondary Processes, Townsend's Criterion for Breakdown, Experimental Determination of Coefficients α and γ, Breakdown in Electronegative Gases, Time Lags for Breakdown, Streamer Theory of Breakdown in Gases, Paschen's Law, Breakdown in Non-Uniform Fields and Corona Discharges. **Conduction and Breakdown in Liquid Dielectrics:**Liquids as Insulators, Pure Liquids and Commercial Liquids, Conduction and Breakdown in Pure Liquids, Conduction and Breakdown in Commercial Liquids. **Breakdown in Solid Dielectrics:** Introduction, Intrinsic Breakdown, Electromechanical Breakdown, Thermal Breakdown.■	**10**
Revised Bloom's Taxonomy Level L_1 – Remembering, L_2 – Understanding.	
Module-2	
Generation of High Voltages and Currents: Generation of High Direct Current Voltages, Generation of High Alternating Voltages, Generation of Impulse Voltages, Generation of Impulse Currents, Tripping and Control of Impulse Generators.■	**10**
Revised Bloom's Taxonomy Level L_1 – Remembering , L_2 – Understanding L_3 – Applying.	
Module-3	
Measurement of High Voltages and Currents: Measurement of High Direct Current Voltages, Measurement of High AC and Impulse Voltages, Measurement of High Currents – Direct, Alternating and Impulse, Cathode Ray Oscillographs for Impulse Voltage and Current Measurements.■	**10**
Revised Bloom's Taxonomy Level L_1 – Remembering , L_2 – Understanding L_3 – Applying.	
Module-4	
Overvoltage Phenomenon and Insulation Coordination in Electric Power Systems: National Causes for Overvoltages - Lightning Phenomenon, Overvoltage due to Switching Surges, System Faults and Other Abnormal, Principles of Insulation Coordination on High Voltage and Extra High Voltage Power Systems.■	**10**
Revised Bloom's Taxonomy Level L_1 – Remembering, L_2 – Understanding.	
Module-5	
Non-Destructive Testing of Materials and Electrical Apparatus: Introduction, Measurement of Dielectric Constant and Loss Factor, Partial Discharge Measurements.	**10**

B.E ELECTRICAL AND ELECTRONICS ENGINEERING(EEE)
CHOICE BASED CREDIT SYSTEM (CBCS)
SEMESTER - VII

15EE73 HIGH VOLTAGE ENGINEERING (Core Course) (continued)

Module-5 (continued)	**Teaching Hours**
High Voltage Testing of Electrical Apparatus: Testing of Insulators and Bushings, Testing of Isolators and Circuit Breakers, Testing of Cables, Testing of Transformers, Testing of Surge Arrestors, Radio Interference Measurements, Testing of HVDC Valves and Equipment.■	
Revised Bloom's Taxonomy Level L_1 – Remembering, L_2 – Understanding.	

Course outcomes:

At the end of the course the student will be able to:

- Explain conduction and breakdown phenomenon in gases, liquid dielectrics.
- Explain breakdown phenomenon in solid dielectrics.
- Explain generation of high voltages and currents
- Discuss measurement techniques for high voltages and currents.
- Discuss overvoltage phenomenon and insulation coordination in electric power systems.
- Discuss non-destructive testing of materials and electric apparatus andhigh-voltage testing of electric apparatus■

Graduate Attributes (As per NBA)

Engineering Knowledge, Problem Analysis, Design/ Development of Solutions, Modern Tool Usage, Ethics, Individual and Team Work, Communication, Life-long Learning.

Question paper pattern:

- The question paper will have ten questions.
- Each full question is for 16 marks.
- There will be 2full questions (with a maximum of four sub questions in one full question) from each module.
- Each full question with sub questions will cover the contents under a module.
- Students will have to answer 5 full questions, selecting one full question from each module.■

Textbook

1	High Voltage Engineering	M.S. Naidu, V.Kamaraju	McGraw Hill	5th Edition, 2013.

Reference Books

1	High Voltage Engineering Fundamentals	E. Kuffel, W.S. Zaengl, J. Kuffel	Newnes	2nd Edition, 2000
2	High Voltage Engineering	Wadhwa C.L.	New Age International	3rd Edition, 2012
3	High-Voltage Test and Measuring Techniques	Wolfgang Hauschild • Eberhard Lemke	Springer	1st Edition2014
4	High Voltage Engineering	Farouk A.M. Rizk	CRC Press	1st Edition2014

B.E ELECTRICAL AND ELECTRONICS ENGINEERING(EEE)
CHOICE BASED CREDIT SYSTEM (CBCS)
SEMESTER - VII

ADVANCED CONTROL SYSTEMS(Professional Elective)

Subject Code	15EE741	IA Marks	20
Number of Lecture Hours/Week	03	Exam Hours	03
Total Number of Lecture Hours	40	Exam Marks	80

Credits - 03

Course objectives:

- To introduce state variable approach for linear time invariant systems in both the continuous and discrete time systems
- To explain development of state models for linear continuous – time and discrete – time systems
- To explain application of vector and matrix algebra to find the solution of state equations for linear continuous – time and discrete – time systems
- To define controllability and observability of a system and testing techniques for controllability and observability of a given system
- To explain design techniques of pole assignment and state observer using state feedback.
- To explain about inherent and intentional nonlinearities that can occur in control system and developing the describing function for the nonlinearities.
- To explain stability analysis of nonlinear systems using describing function analysis.
- To explain the analysis of nonlinear systems using Lyapunov function and design of Lyapunov function for stable systems.■

Module-1		**Teaching Hours**
State Variable Analysis and Design: Introduction, Concept of State, State Variables and State Model, State Modelsfor Linear Continuous – Time Systems, State Variables and Linear Discrete – Time Systems.■		**08**
Revised Bloom's Taxonomy Level	L_1 – Remembering, L_2 – Understanding, L_3 – Applying, L_4 –Analysing, L_5 –Evaluating.	
Module-2		
State Variable Analysis and Design (continued): Diagonalization, Solution of State Equations, Concepts of Controllability and Observability. ■		**08**
Revised Bloom's Taxonomy Level	L_1 – Remembering, L_2 – Understanding, L_3 – Applying, L_4 –Analysing, L_5 –Evaluating.	
Module-3		
Pole Placement Design and State Observers: Introduction, Stability Improvements by State Feedback, Necessary and Sufficient Conditions for Arbitrary Pole Placement, State Regulator Design, Design of State Observer, Compensator Design by the Separation Principle. ■		**08**
Revised Bloom's Taxonomy Level	L_1 – Remembering, L_2 – Understanding, L_3 – Applying, L_4 –Analysing, L_5 –Evaluating.	
Module-4		
Non-linear systems Analysis: Introduction, Common Nonlinear System Behaviours, Common Nonlinearities in Control Systems, Fundamentals, Describing Functions of Common Nonlinearities, Stability Analysis by Describing Function Method, Concept of Phase Plane Analysis, Construction of Phase Portraits, System Analysis on the Phase Plane.■		**08**
Revised Bloom's Taxonomy Level	L_1 – Remembering, L_2 – Understanding, L_3 – Applying, L_4 –Analysing, L_5 –Evaluating.	
Module-5		
Non-linear systems Analysis (continued): Simple Variable Structure Systems, Lyapunov Stability Definitions, Lyapunov Stability Theorems, Lyapunov Functions for Nonlinear Systems.■		**08**
Revised Bloom's Taxonomy Level	L_1 – Remembering, L_2 – Understanding, L_3 – Applying, L_4 –Analysing, L_5 –Evaluating.	

B.E ELECTRICAL AND ELECTRONICS ENGINEERING(EEE)
CHOICE BASED CREDIT SYSTEM (CBCS)
SEMESTER - VII

15EE741 ADVANCED CONTROL SYSTEMS(Professional Elective) (continued)

Course outcomes:

At the end of the course the student will be able to:

- Discuss state variable approach for linear time invariant systems in both the continuous and discrete time systems.
- Develop of state models for linear continuous – time and discrete – time systems.
- Apply vector and matrix algebra to find the solution of state equations for linear continuous – time and discrete – time systems.
- Define controllability and observability of a system and test for controllability and observability of a given system.
- Design pole assignment and state observer using state feedback.
- Develop the describing function for the nonlinearity present to assess the stability of the system.
- Develop Lyapunov function for the stability analysis of nonlinear systems.■

Graduate Attributes (As per NBA)

Engineering Knowledge, Problem Analysis, Design/ Development of Solutions, Conduct investigations of complex problems, Modern Tool Usage, Ethics, Individual and Team Work, Life-long Learning.

Question paper pattern:

- The question paper will have ten questions.
- Each full question is for 16 marks.
- There will be 2full questions (with a maximum of four sub questions in one full question) from each module.
- Each full question with sub questions will cover the contents under a module.

Textbook

1	Control Systems Engineering (For the Modules 1 and 2)	I.J. Nagarath and M.Gopal	New Age	5th Edition, 2007
2	Digital Control and State Variable Methods: Conventional and Intelligent Control Systems (For the Modules 3,4 and 5)	M.Gopal	McGraw Hill	3rdEdition, 2008

B.E ELECTRICAL AND ELECTRONICS ENGINEERING(EEE)
CHOICE BASED CREDIT SYSTEM (CBCS)
SEMESTER -VII

UTILIZATION OF ELECTRICAL POWER(Professional Elective)

Subject Code	15EE742	IA Marks	20
Number of Lecture Hours/Week	03	Exam Hours	03
Total Number of Lecture Hours	40	Exam Marks	80

Credits - 03

Course objectives:

- To discuss electric heating, air-conditioning and electric welding.
- To explain laws of electrolysis, extraction and refining of metals and electro deposition.
- To explain the terminology of illumination, laws of illumination, construction and working of electric lamps.
- To explain design of interior and exterior lighting systems- illumination levels for various purposes light fittings- factory lighting- flood lighting-street lighting
- To discuss systems of electric traction, speed time curves and mechanics of train movement.
- To discuss motors used for electric traction and their control.
- To discuss braking of electric motors, traction systems and power supply and other traction systems.
- Give awareness of technology of electric and hybrid electric vehicles.■

Module-1	**Teaching Hours**
Heating and welding: Electric Heating, Resistance ovens, Radiant Heating, Induction Heating, High frequency Eddy Current Heating, Dielectric Heating, The Arc Furnace, Heating of Buildings, Air – Conditioning, Electric Welding, Modern Welding Techniques. **Electrolytic Electro – Metallurgical Process:**Ionization, Faraday's Laws of Electrolysis, Definitions, Extraction of Metals, Refining of Metals, Electro Deposition.■	**08**
Revised Bloom's Taxonomy Level: L_1 – Remembering, L_2 – Understanding, L_3 – Applying.	
Module-2	
Illumination: Introduction, Radiant Energy, Definitions, Laws of Illumination, Polar Curves, Photometry, Measurement of Mean Spherical Candle Power by Integrating Sphere, Illumination Photometer, Energy Radiation and luminous Efficiency, electric Lamps, Cold Cathode Lamp, Lighting Fittings, Illumination for Different Purposes, Requirements of Good Lighting.■	**08**
Revised Bloom's Taxonomy Level: L_1 – Remembering, L_2 – Understanding, L_3 – Applying, L_4 – Analysing.	
Module-3	
Electric Traction Speed - Time Curves and Mechanics of Train Movement: Introduction, Systems of Traction, Systems of electric Traction, Speed - Time Curves for Train Movement,Mechanics of Train Movement, Train Resistance, Adhesive Weight, Coefficient of Adhesion. **Motors for Electric traction:**Introduction, Series and Shunt Motors for Traction Services, Two Similar Motors (Series Type) are used to drive a Motor Car, Tractive Effort and Horse Power, AC Series Motor, Three Phase Induction Motor. **Control of motors:** Control of DC Motors,Tapped Field Control or Control by Field Weakening, Multiple Unit Control, Control of Single Phase Motors, Control of Three Phase Motors. ■	**08**
Revised Bloom's Taxonomy Level: L_1 – Remembering, L_2 – Understanding, L_3 – Applying, L_4 – Analysing.	
Module-4	
Braking: Introduction, Regenerative Braking with Three Phase Induction Motors, Braking with Single Phase Series Motors, Mechanical braking, Magnetic Track Brake, Electro – Mechanical Drum Brakes. **Electric Traction Systems and Power Supply:** System of Electric Traction, AC Electrification, Transmission Lines to Sub - Stations, Sub – Stations, Feeding and Distribution System of AC	**08**

B.E ELECTRICAL AND ELECTRONICS ENGINEERING(EEE)
CHOICE BASED CREDIT SYSTEM (CBCS)
SEMESTER - VII

15EE742 UTILIZATION OF ELECTRICAL POWER(Professional Elective) (continued)

Module-4 (continued)		**Teaching Hours**
Traction,Feeding and Distribution System for Dc Tramways, Electrolysis by Currents through Earth, Negative Booster, System of Current Collection, Trolley Wires. **Trams, Trolley Buses and Diesel – Electric Traction:** Tramways, The Trolley – Bus, Diesel Electric Traction.■		
Revised Bloom's Taxonomy Level	L_1 – Remembering, L_2 – Understanding.	

Module-5		
Electric Vehicles: Configurations of Electric Vehicles, Performance of Electric Vehicles, Tractive Effort in Normal Driving, Energy Consumption. **Hybrid Electric Vehicles:** Concept of Hybrid Electric Drive Trains, Architectures of Hybrid Electric Drive Trains. ■		**08**
Revised Bloom's Taxonomy Level	L_1 – Remembering, L_2 – Understanding.	

Course outcomes:

At the end of the course the student will be able to:

- Discuss electric heating, air-conditioning and electric welding.
- Explain laws of electrolysis, extraction and refining of metals and electro deposition.
- Explain the terminology of illumination, laws of illumination, construction and working of electric lamps.
- Design interior and exterior lighting systems- illumination levels for factory lighting- flood lighting- street lighting.
- Discuss systems of electric traction, speed time curves and mechanics of train movement.
- Explain the motors used for electric traction and their control.
- Discuss braking of electric motors, traction systems and power supply and other traction systems.
- Explain the working of electric and hybrid electric vehicles. ■

Graduate Attributes (As per NBA)

Engineering Knowledge, Problem Analysis, Design/ Development of Solutions, Conduct investigations of complex problems, The Engineer and Society, Ethics, Individual and Team Work.

Question paper pattern:

- The question paper will have ten questions.
- Each full question is for 16 marks.
- There will be 2full questions (with a maximum of four sub questions in one full question) from each module.
- Each full question with sub questions will cover the contents under a module.
- Students will have to answer 5 full questions, selecting one full question from each module.■

Textbook

1	A Textbook on Power System Engineering	A. Chakrabarti et al	DhanpatRai and Co	2nd Edition, 2010
2	Modern Electric,Hybrid Electric, and Fuel Cell Vehicles: Fundamentals Theory, and Design (Chapters 04 and 05 for module 5)	MehrdadEhsani et al	CRC Press	1stEdition, 2005

Reference Books

1	Utilization, Generation and Conservation of Electrical Energy	Sunil S Rao	Khanna Publishers	1stEdition, 2011
2	Utilization of Electric Power and Electric Traction	G.C. Garg	Khanna Publishers	9thEdition, 2014

B.E ELECTRICAL AND ELECTRONICS ENGINEERING(EEE)
CHOICE BASED CREDIT SYSTEM (CBCS)
SEMESTER - VII

CARBON CAPTURE AND STORAGE(Professional Elective)

Subject Code	15EE743	IA Marks	20
Number of Lecture Hours/Week	03	Exam Hours	03
Total Number of Lecture Hours	40	Exam Marks	80

Credits - 03

Course objectives:

- To provide an overview of carbon capture and carbon storage and explain the fundamentals of power generation.
- To explain carbon capture from power generation, industrial processes, using solvent absorption and other technologies including membranes, adsorbents, chemical looping, cryogenics and gas hydrate technology.
- To explain different geological storage methods including storage in coal seams, depleted gas reservoirs and saline formations.
- To explain Carbon dioxide compression and pipeline transport.■

Module-1	**Teaching Hours**
Introduction: The Carbon Cycle, Mitigating Growth of The Atmospheric Carbon Inventory, The Process of Technology Innovation. **Overview of carbon capture and storage:** Carbon Capture, Carbon Storage. **Power generation fundamentals:** Physical and Chemical Fundamentals, Fossil-Fueled Power Plant, Combined Cycle Power Generation, Future Developments in Power-Generation Technology.■	**08**
Revised Bloom's Taxonomy Level: L_1 – Remembering, L_2 – Understanding, L_3 – Applying.	
Module-2	
Carbon capture from power generation: Introduction, Pre-combustion Capture, Post-combustion Capture, Oxy- fuel Combustion Capture, Chemical Looping Capture Systems, Capture-Ready and Retrofit Power Plant, Approaches to Zero-Emission Power Generation. **Carbon capture from industrial processes:**Cement Production, Steel Production, Oil Refining, Natural Gas Processing. **Absorption capture systems:**Chemical and Physical Fundamentals, Absorption Applications in Post Combustion Capture, Absorption Technology RD&D Status.■	**08**
Revised Bloom's Taxonomy Level: L_1 – Remembering, L_2 – Understanding, L_3 – Applying, L_4 – Analysing.	
Module-3	
Adsorption capture systems: Physical and Chemical Fundamentals, Adsorption Process Applications, Adsorption Technology RD&D Status. References and Resources. **Membrane separation systems:**Physical and Chemical Fundamentals, Membrane Configuration and Preparation and Module Construction, Membrane Technology RD&D Status, Membrane Applications in Pre-combustion Capture, Membrane and Molecular Sieve Applications in Oxy-fuel Combustion, Membrane Applications in Post-combustion CO_2 Separation, Membrane Applications in Natural Gas Processing.■	**08**
Revised Bloom's Taxonomy Level: L_1 – Remembering, L_2 – Understanding, L_3 – Applying, L_4 – Analysing.	
Module-4	
Cryogenic and distillation systems: Physical Fundamentals, Distillation column configuration and operation, Cryogenic oxygen production for oxy-fuel combustion, Ryan–Holmes process for CO_2 – CH_4 separation, RD&D in cryogenic and distillation technologies. **Mineral carbonation:** Physical and chemical fundamentals, Current state of technology development, Demonstration and deployment outlook. **Geological storage:** Introduction, Geological and engineering fundamentals, Enhanced oil recovery, Saline aquifer storage, Other geological storage options.■	**08**
Revised Bloom's Taxonomy Level: L_1 – Remembering, L_2 – Understanding.	

B.E ELECTRICAL AND ELECTRONICS ENGINEERING(EEE)
CHOICE BASED CREDIT SYSTEM (CBCS)
SEMESTER - VII

15EE743 CARBON CAPTURE AND STORAGE(Professional Elective) (continued)

Module-5	**Teaching Hours**
Ocean storage: Introduction, Physical, chemical, and biological fundamentals, Direct CO_2 injection, Chemical sequestration, Biological sequestration, **Storage in terrestrial ecosystems:** Introduction, Biological and chemical fundamentals, Terrestrial carbon storage options, Full GHG accounting for terrestrial storage, Current R&D focus in terrestrial storage. **Other sequestration and use options:** Enhanced industrial usage, Algal biofuel production.■	**08**
Revised Bloom's Taxonomy Level L_1 – Remembering, L_2 – Understanding.	

Course outcomes:

At the end of the course the student will be able to:

- Discuss the impacts of climate change and the measures that can be taken to reduce emissions.
- Discuss carbon capture and carbon storage.
- Explain the fundamentals of power generation.
- Explain methods of carbon capture from power generation and industrial processes.
- Explain different carbon storage methods: storage in coal seams, depleted gas reservoirs and saline formations.
- Explain Carbon dioxide compression and pipeline transport. ■

Graduate Attributes (As per NBA)

Engineering Knowledge

Question paper pattern:

- The question paper will have ten questions.
- Each full question is for 16 marks.
- There will be 2full questions (with a maximum of four sub questions in one full question) from each module.
- Each full question with sub questions will cover the contents under a module.
- Students will have to answer 5 full questions, selecting one full question from each module.■

Textbook

1	Carbon Capture and Storage	Stephen A. Rackley	Elsevier	2010

B.E ELECTRICAL AND ELECTRONICS ENGINEERING(EEE)
CHOICE BASED CREDIT SYSTEM (CBCS)
SEMESTER -VII

POWER SYSTEM PLANNING (Professional Elective)

Subject Code	15EE744	IA Marks	20
Number of Lecture Hours/Week	03	Exam Hours	03
Total Number of Lecture Hours	40	Exam Marks	80

Credits - 03

Course objectives:

- To discuss primary components of power system planning namely load furcating, evaluation of energy resources, provisions of electricity Act and Energy Conservation Act.
- To explain planning methodology for optimum power system expansion, various types of generation, transmission and distribution
- To explain forecasting of anticipated future load requirements of both demand and energy by deterministic and statistical techniques using forecasting tools.
- To discuss methods to mobilize resources to meet the investment requirement for the power sector
- To perform economic appraisal to allocate the resources efficiently and take proper investment decisions
- To discuss expansion of power generation and planning for system energy in the country
- To discuss evaluation of operating states of transmission system, their associated contingencies and determination of the stability of the system for worst case conditions
- To discuss principles of distribution planning, supply rules, network development and the system studies
- To discuss reliability criteria for generation, transmission, distribution and reliability evaluation and analysis.
- To discuss grid reliability, voltage disturbances and their remedies.
- To discuss planning and implementation of electric –utility activities designed to influence consumer uses of electricity.
- To discuss market principles and the norms framed by CERC for online trading and exchange in the interstate power market. ■

Module-1	**Teaching Hours**
Power System: Power Systems, Planning Principles, Planning Process, Project Planning, Power Development, Power Growth, National and Regional Planning, Enterprise Resources Planning, Structure of a Power System, Power Resources, Planning Tools, Power Planning Organisation, Regulation, Scenario Planning. **Electricity Forecasting:** Load Requirement, System Load, Electricity Forecasting, Forecasting Techniques, Forecasting Modelling, Spatial – Load Forecasting, Peak Load - Forecast, Reactive – Load Forecast, Unloading of a System.■	**08**
Revised Bloom's Taxonomy Level: L_1 – Remembering, L_2 – Understanding.	
Module-2	
Power-System Economics: Financial Planning, Techno – Economic Viability, Private Participation, Financial Analysis, Economic Analysis, Economic Characteristics – Generation Units, Transmission, Rural Electrification Investment, Total System Analysis, Credit - Risk Assessment, Optimum Investment, Tariffs. **Generation Expansion:** Generation Capacity and Energy, Generation Mix, Conventional Generation Resources, Nuclear Energy, Clean Coal Technologies. ■	**08**
Revised Bloom's Taxonomy Level: L_1 – Remembering, L_2 – Understanding, L_3 – Applying, L_4 – Analysing.	
Module-3	
Generation Expansion (continued): Distributed Power Generation, Renovation and Modernisation of Power Plants. **Transmission Planning:** Transmission Planning Criteria, Right – of – Way, Network Studies, High – Voltage Transmission, Conductors, Sub – Stations, Power Grid, Reactive Power Planning, Energy Storage.■	**08**
Revised Bloom's Taxonomy Level: L_1 – Remembering, L_2 – Understanding.	
Module-4	
Distribution: Distribution Deregulation, Planning Principles, Electricity – Supply Rules, Criteria and Standards, Sub – Transmission, Basic Network, Low Voltage Direct Current Electricity,	**08**

B.E ELECTRICAL AND ELECTRONICS ENGINEERING(EEE)
CHOICE BASED CREDIT SYSTEM (CBCS)
SEMESTER - VII

15EE744 POWER SYSTEM PLANNING (Professional Elective) (continued)

Module-4(continued)		**Teaching Hours**
Distribution(continued): Upgradation of Existing Lines and Sub – Stations, Network Development, System Studies, Urban Distribution, Rural Electrification, Villages Self – Sufficiency in Energy, Community Power, Self – Generation. **Reliability and Quality:** Reliability Models, System Reliability, Reliability and Quality Planning, Functional Zones, Generation Reliability Planning Criteria, Transmission Reliability Criteria, Distribution Reliability, Reliability Evaluation, Grid Reliability, Reliability Target, Security Requirement, Disaster Management, Quality of Supply, Reliability and Quality Roadmap.■		
Revised Bloom's Taxonomy Level	L_1 – Remembering, L_2 – Understanding.	
Module-5		
Demand-Side Planning: Demand Response, Demand – Response Programmes, Demand– Response Technologies, Energy Efficiency, Energy - Economical Products, Efficient – Energy Users, Supply – Side Efficiency, Energy Audit. **Electricity Market:** Market Principles, Power Pool, Independent System Operator, Distribution System Operator, Power Balancing, Market Participants, Power Markets, Market Rules, Bidding, Trading, Settlement System, Locational Marginal Pricing, Transmission Charges, Merchant Power, Differential Electricity, Congestion Management, Ancillary Services, Hedging, Smart Power Market.■		**08**
Revised Bloom's Taxonomy Level	L_1 – Remembering, L_2 – Understanding.	

Course outcomes:

At the end of the course the student will be able to:

- Discuss primary components of power system planning, planning methodology for optimum power system expansion, various types of generation, transmission and distribution.
- Show knowledge of forecasting of future load requirements of both demand and energy by deterministic and statistical techniques using forecasting tools.
- Discuss methods to mobilize resources to meet the investment requirement for the power sector
- Understand economic appraisal to allocate the resources efficiently and appreciate the investment decisions
- Discuss expansion of power generation and planning for system energy in the country, evaluation of operating states of transmission system, their associated contingencies and the stability of the system.
- Discuss principles of distribution planning, supply rules, network development and the system studies
- Discuss reliability criteria for generation, transmission, distribution and reliability evaluation and analysis, grid reliability, voltage disturbances and their remedies
- Discuss planning and implementation of electric –utility activities, market principles and the norms framed by CERC for online trading and exchange in the interstate power market.■

Graduate Attributes (As per NBA)

Engineering Knowledge, Problem Analysis, Design/ Development of Solutions, Conduct investigations of complex problems, Modern Tool Usage, The Engineer and Society, Ethics, Individual and Team Work, Communication, Life-long Learning.

Question paper pattern:

- The question paper will have ten questions.
- Each full question is for 16 marks.
- There will be 2full questions (with a maximum of four sub questions in one full question) from each module.
- Each full question with sub questions will cover the contents under a module.
- Students will have to answer 5 full questions, selecting one full question from each module.■

Textbook

1	Electric Power Planning	A. S. Pabla	McGraw Hill,	2nd Edition, 2016

B.E ELECTRICAL AND ELECTRONICS ENGINEERING(EEE)
CHOICE BASED CREDIT SYSTEM (CBCS)
SEMESTER -VII

FACTS AND HVDC TRANSMISSION (Professional Elective)

Subject Code	15EE751	IA Marks	20
Number of Lecture Hours/Week	03	Exam Hours	03
Total Number of Lecture Hours	40	Exam Marks	80

Credits - 03

Course objectives:

- To discuss transmission interconnections, flow of Power in an AC System, limits of the loading capability, dynamic stability considerations of a transmission interconnection and controllable parameters.
- To explain the basic concepts, definitions of flexible ac transmission systems and benefits from FACTS technology.
- To describe shunt controllers, Static Var Compensator and Static Compensator for injecting reactive power in the transmission system in enhancing the controllability and power transfer capability.
- To describe series Controllers Thyristor-Controlled Series Capacitor (TCSC) and the Static Synchronous Series Compensator (SSSC) for control of the transmission line current.
- To explain advantages of HVDC power transmission, overview and organization of HVDC system.
- To describe the basic components of a converter, the methods for compensating the reactive power demanded by the converter.
- Explain converter control for HVDC systems, commutation failure, control functions.■

Module-1		**Teaching Hours**
FACTS Concept and General System Considerations: Transmission Interconnections, Flow of Power in an AC System, What Limits the Loading Capability? Power Flow and Dynamic Stability Considerations of a Transmission Interconnection, Relative Importance of Controllable Parameters, Basic Types of FACTS Controllers, Brief Description and Definitions of FACTS Controllers, Checklist of Possible Benefits from FACTS Technology, In Perspective: HVDC or FACTS.■		**08**
Revised Bloom's Taxonomy Level	L_1 – Remembering, L_2 – Understanding.	
Module-2		
Static Shunt Compensators: Objectives of Shunt Compensation - Midpoint Voltage Regulation for Line Segmentation, End of Line Voltage Support to Prevent Voltage Instability, Improvement of Transient Stability. Methods of Controllable Var Generation –Thyristor controlled Reactor (TCR) and Thyristor Switched Reactor (TSR), Thyristor Switched Capacitor (TSC).Operation of Single Phase TSC – TSR. Switching Converter Type Var Generators, Basic Operating Principles, Basic Control Approaches. Static VAR Compensators: SVC and STATCOM, the Regulation Slope. Comparison between STATCOM and SVC, V –I and V –Q Characteristics, Transient stability, Response Time.■		**08**
Revised Bloom's Taxonomy Level	L_1 – Remembering, L_2 – Understanding, L_3 – Applying, L_4 – Analysing.	
Module-3		
Static Series Compensators: Objectives of Series Compensation, Concept of Series Capacitive Compensation, Voltage Stability, Improvement of Transient Stability. GTO Thyristor-Controlled Series Capacitor, Thyristor-Switched Series Capacitor, Thyristor-Controlled Series Capacitor, The Static synchronous Series Compensator, Transmitted Power Versus Transmission AngleCharacteristic.■		**08**
Revised Bloom's Taxonomy Level	L_1 – Remembering, L_2 – Understanding, L_3 – Applying, L_4 – Analysing.	
Module-4		
Development of HVDC Technology: Introduction, Advantages of HVDC Systems, HVDC System Costs, Overview and Organization of HVDC Systems, HVDC Characteristics and Economic Aspects. **Power Conversion:**3-Phase Converter, 3-Phase Full Bridge Converter, 12-Pulse Converter.■		**08**
Revised Bloom's Taxonomy Level	L_1 – Remembering, L_2 – Understanding.	

B.E ELECTRICAL AND ELECTRONICS ENGINEERING(EEE)
CHOICE BASED CREDIT SYSTEM (CBCS)
SEMESTER - VII

15EE751 FACTS AND HVDC TRANSMISSION (Professional Elective) (continued)

Module-5	**Teaching Hours**
Control of HVDC Converter and System: Converter Control for an HVDC System, Commutation Failure, HVDC Control and Design, HVDC Control Functions, Reactive Power and Voltage Stability.■	**08**
Revised Bloom's Taxonomy Level L_1 – Remembering, L_2 – Understanding.	

Course outcomes:

At the end of the course the student will be able to:

- Discuss transmission interconnections, flow of Power in an AC System, limits of the loading capability, dynamic stability considerations of a transmission interconnection and controllable parameters.
- Explain the basic concepts, definitions of flexible ac transmission systems and benefits from FACTS technology.
- Describe shunt controllers, Static Var Compensator and Static Compensator for injecting reactive power in the transmission system in enhancing the controllability and power transfer capability.
- Describe series Controllers Thyristor-Controlled Series Capacitor (TCSC) and the Static Synchronous Series Compensator (SSSC) for control of the transmission line current.
- Explain advantages of HVDC power transmission, overview and organization of HVDC system.
- Describe the basic components of a converter, the methods for compensating the reactive power demanded by the converter.
- Explain converter control for HVDC systems, commutation failure, control functions■

Graduate Attributes (As per NBA)

Engineering Knowledge, Problem Analysis, Design/ Development of Solutions, Conduct investigations of complex problems, Modern Tool Usage, Ethics, Individual and Team Work, Communication, Life-long Learning.

Question paper pattern:

- The question paper will have ten questions.
- Each full question is for 16 marks.
- There will be 2full questions (with a maximum of four sub questions in one full question) from each module.
- Each full question with sub questions will cover the contents under a module.
- Students will have to answer 5 full questions, selecting one full question from each module.■

Textbooks

1	Understanding FACTS: Concepts and Technology of Flexible AC Transmission Systems	Narain G Hingorani, Laszlo Gyugyi	Wiley	1st Edition, 2000
2	HVDC Transmission: Power Conversion Applicationsin Power Systems	Chan-Ki Kim et al	Wiley	1st Edition, 2009

Reference Books

1	Thyristor Based FACTS Controllers for Electrical Transmission Systems	R. Mohan Mathur, Rajiv K. Varma	Wiley	1st Edition, 2002

B.E ELECTRICAL AND ELECTRONICS ENGINEERING(EEE)
CHOICE BASED CREDIT SYSTEM (CBCS)
SEMESTER -VII

TESTING AND COMMISSIONING OF POWER SYSTEM APPARATUS(Professional Elective)

Subject Code	15EE752	IA Marks	20
Number of Lecture Hours/Week	03	Exam Hours	03
Total Number of Lecture Hours	40	Exam Marks	80

Credits - 03

Course objectives:

- Describe the process to plan, control and implement commissioning of electrical equipment's.
- Differentiate the performance specifications of transformer and induction motor.
- Demonstrate the routine tests for synchronous machine, induction motor, transformer & switchgears.
- Identification of tools and equipment's used for installation and maintenance of electrical equipment.
- Explain the operation of an electrical equipment's such as isolators, circuit breakers, insulators and switchgears.■

Module-1	**Teaching Hours**
Electrical Tools, accessories: Tools, Accessories and Instruments required for Installation, Maintenance and Repair Work, India Electricity Rules, Safely Codes Causes and Prevention of Accidents, Artificial Respiration, Workmen's Safety Devices. **Transformers:** Installation, Location Site Selection, Foundation Details, Code of Practice for Terminal Plates, Polarity and Phase Sequence, Oil Tanks, Drying of Winding sand General Inspection. Commissioning Tests As Per National and International Standards - Volts Ratio Earth Resistance, Oil Strength, Insulation Tests, Impulse Tests Polarizing Index, Load Temperature Rise Tests. Specific Tests for Determination of Performance Curves like Efficiencies, Regulation Etc., Determination Mechanical Stress Under Normal and Abnormal Conditions.■	**08**
Revised Bloom's Taxonomy Level: L_1 – Remembering, L_2 – Understanding.	
Module-2	
Synchronous Machines: Specifications as per BIS Standards. Installation - Physical Inspection, Foundation Details, Alignments, Excitation Systems, Cooling and Control Gear, Drying Out. Commissioning Tests - Insulation, Resistance Measurement of Armature and Field Windings, Wave Form and Telephone Interference Tests, Line Charging Capacitance. Performance Tests -Various Tests to Estimate the Performance of Generator Operations, Slip Test, Maximum Lagging Current, Maximum Reluctance Power Tests, Sudden Short Circuit Tests, Transient Sub Transient Parameters, Measurement of Sequence Impedances, Capacitive Reactance, and Separation Of Losses, Temperature Rise Test, and Retardation Tests. Factory Tests -Gap Length, Magnetic Eccentricity, Balancing Vibrations, Bearing Performance.■	**08**
Revised Bloom's Taxonomy Level: L_1 – Remembering, L_2 – Understanding, L_3 – Applying.	
Module-3	
Induction Motor: Specifications. Installation- Location of Motors and its Control Apparatus, Shaft Alignment for Various Coupling, Fitting of Pulleys and Coupling, Drying of Windings. Commissioning Tests -Mechanical Tests For Alignment, Air Gap Symmetry, Tests for Bearings, Vibrations and Balancing. Specific Tests -Performance and Temperature Raise Tests, Stray Load Losses, Shaft Alignment, Re-Writing and Special Duty Capability, Site Test■	**08**
Revised Bloom's Taxonomy Level: L_1 – Remembering, L_2 – Understanding, L_3 – Applying, L_4 –Analysing, L_5 –Evaluating.	
Module-4	
Laying of Underground Cables: Inspection, Storage, Transportation and Handling of Cables, Cable Handing Equipment, Cable Laying Depths and Clearances from other Services such as Water Sewerage, Gas, Heating and other Mains, Series of Power and Telecommunication Cables and Coordination with these Services, Excavation of Trenches, Cable Jointing and Terminations Testing and Commissioning. Location of Faults using Megger, Effect of Open or Loose Neutral Connections, Provision of Proper Fuses on Service Lines and Their Effect on System, Causes and Dim, and Flickering Lights■	**08**
Revised Bloom's Taxonomy Level: L_1 – Remembering, L_2 – Understanding, L_3 – Applying, L_4 –Analysing, L_5 –Evaluating.	

B.E ELECTRICAL AND ELECTRONICS ENGINEERING(EEE)
CHOICE BASED CREDIT SYSTEM (CBCS)
SEMESTER - VII

15EE752 TESTING AND COMMISSIONING OF POWER SYSTEM APPARATUS
(Professional Elective) (continued)

Module-5	**Teaching Hours**
Switchgear and Protective Devices: Standards, Types, Specification, Installation, Commissioning Tests, Maintenance Schedule, Type and Routine Tests. **Domestic Installation:** Introduction, Testing of Electrical Installation of a Building, Testing of Insulation Resistance to Earth, Testing of Insulation and Resistance between Conductors Continuity or Open Circuit Test, Short Circuit Test, Testing of Earthing Continuity, Location of Faults, IE Rules for Domestic Installation■	**08**
Revised Bloom's Taxonomy Level	L_1 – Remembering, L_2 – Understanding, L_3 – Applying, L_4 –Analysing, L_5 –Evaluating.

Course outcomes:

At the end of the course the student will be able to:

- Describe the process to plan, control and implement commissioning of electrical equipment's.
- Differentiate the performance specifications of transformer and induction motor.
- Demonstrate the routine tests for synchronous machine, induction motor, transformer & switchgears.
- Describe corrective and preventive maintenance of electrical equipment's.
- Explain the operation of an electrical equipment's such as isolators, circuit breakers, induction motor and synchronous machines.■

Graduate Attributes (As per NBA)

Engineering Knowledge, Problem Analysis, Conduct investigations of complex problems, Modern Tool Usage, Ethics, Individual and Team Work, Communication, Life-long Learning.

Question paper pattern:

- The question paper will have ten questions.
- Each full question is for 16 marks.
- There will be 2full questions (with a maximum of four sub questions in one full question) from each module.
- Each full question with sub questions will cover the contents under a module.
- Students will have to answer 5 full questions, selecting one full question from each module.■

Text/ Reference Books

1	Testing, Commissioning, Operation and Maintenance of Electrical Equipment	S. Rao	Khanna Publishers	6th Edition, 19th Reprint, 2015
2	Testing and Commissioning of Electrical Equipment	R.L.Chakrasali	Prism Books Pvt Ltd	1st Edition,2014
3	Preventive Maintenance of Electrical Apparatus	S.K.Sharotri	Katson Publishing House	1st Edition, 1980
4	Handbook of Switchgears	BHEL	McGraw Hill	1st Edition, 2005
5	Transformers	BHEL	McGraw Hill	1st Edition, 2003
6	TheJ&P Transformer Book	Martin J. Heathcote	Newnes	12th Edition, 1998

B.E ELECTRICAL AND ELECTRONICS ENGINEERING(EEE)
CHOICE BASED CREDIT SYSTEM (CBCS)
SEMESTER -VII

SPACECRAFT POWER TECHNOLOGIES(Professional Elective)

Subject Code	15EE753	IA Marks	20
Number of Lecture Hours/Week	03	Exam Hours	03
Total Number of Lecture Hours	40	Exam Marks	80

Credits - 03

Course objectives:

- To discuss the increasing demand for space craft power systems and to give an overview of electrical power system and its technology.
- To discuss near – earth environmental factors that will affect the design of space craft power systems.
- To describe the elements of a space photovoltaic power system, the status of solar cell technologies presently in use.
- To discuss advances in both cell and array technology, and solar thermo photovoltaic energy conversion.
- To discusses, space-qualified components, the array of chemical storage technologies including both batteries and fuel cells.
- To describe components and techniques for achieving the various Power Management and Distribution functions and examples of several PMAD configurations. ■

Module-1		**Teaching Hours**
Spacecraft: Introduction, the Beginnings, the Electrical Power System. **Environmental Factors:** Introduction, Orbital Considerations, The Near-earth Space Environment. ■		**08**
Revised Bloom's Taxonomy Level	L_1 – Remembering, L_2 – Understanding.	
Module-2		
Solar Energy Conversion: Introduction, Solar Cell Fundamentals, Space Solar Cell Calibration and Performance Measurements, Silicon Space Solar Cells, III-V Compound Semiconductor Solar Cells, Thin Film Solar Cells. ■		**08**
Revised Bloom's Taxonomy Level	L_1 – Remembering, L_2 – Understanding, L_3 – Applying, L_4 – Analysing.	
Module-3		
Solar Energy Conversion (continued): Space Solar Cell Arrays, Space Thermo photovoltaic Power Systems. **Chemical Storage and Generation Systems:** Introduction, Inventions, Evolution of Batteries in Space, Fundamentals of Electrochemistry, Cell and Battery Mechanical Design, Performance Metrics. ■		**08**
Revised Bloom's Taxonomy Level	L_1 – Remembering, L_2 – Understanding, L_3 – Applying, L_4 – Analysing.	
Module-4		
Chemical Storage and Generation Systems (continued): Electrochemical Cell Types, Fuel Cell Systems.■		**08**
Revised Bloom's Taxonomy Level	L_1 – Remembering, L_2 – Understanding.	
Module-5		
Power Management and Distribution (PMAD): Introduction, Functions of PMAD, Components and Packaging, System Examples. ■		**08**
Revised Bloom's Taxonomy Level	L_1 – Remembering, L_2 – Understanding.	

Course outcomes:

At the end of the course the student will be able to:

- Discuss the increasing demand for space craft power systems and to give an overview of electrical power system and its technology.
- Discuss near – earth environmental factors that will affect the design of space craft power systems.

B.E ELECTRICAL AND ELECTRONICS ENGINEERING(EEE)
CHOICE BASED CREDIT SYSTEM (CBCS)
SEMESTER - VII

15EE753 SPACECRAFT POWER TECHNOLOGIES(Professional Elective)(continued)

Course outcomes(continued):

- Describe the elements of a space photovoltaic power system, the status of solar cell technologies presently in use.
- Discuss advances in both cell and array technology, and solar thermo photovoltaic energy conversion.
- Discusses, space-qualified components, the array of chemical storage technologies including both batteries and fuel cells.
- Describe components and techniques for achieving the various Power Management and Distribution functions and examples of several PMAD configurations.■

Graduate Attributes (As per NBA)

Engineering Knowledge, Problem Analysis, Design/ Development of Solutions, Conduct investigations of complex problems, Modern Tool Usage, Ethics, Individual and Team Work, Communication, Life-long Learning.

Question paper pattern:

- The question paper will have ten questions.
- Each full question is for 16 marks.
- There will be 2full questions (with a maximum of four sub questions in one full question) from each module.
- Each full question with sub questions will cover the contents under a module.
- Students will have to answer 5 full questions, selecting one full question from each module.■

Textbook

1	Spacecraft Power Technologies	A.K. Hyder et al	Imperial College Press	1st Edition, 2000

Reference Books

1	Spacecraft Power Systems	Mukund R. Patel	CRC Press	1st Edition, 2004

B.E ELECTRICAL AND ELECTRONICS ENGINEERING(EEE)
CHOICE BASED CREDIT SYSTEM (CBCS)
SEMESTER - VII

INDUSTRIAL HEATING (Professional Elective)

Subject Code	15EE754	IA Marks	20
Number of Lecture Hours/Week	03	Exam Hours	03
Total Number of Lecture Hours	40	Exam Marks	80

Credits - 03

Course objectives:

- To explain construction, classification of industrial furnaces and the methods of heat transfer in them
- To discuss heating capacity of batch furnaces
- To discuss heating capacity of continuous furnaces
- To discuss methods of saving energy in industrial furnace systems and fuel consumption calculation.
- To explain operation and control of industrial furnaces.■

Module-1	**Teaching Hours**
Industrial Heating Processes: Industrial Process Heating Furnaces, Classifications of Furnaces, Elements of Furnace Construction. **Heat Transfer in Industrial Furnaces:** Heat Required for Load and Furnace, Flow of Heat Within the Charged Load, Heat Transfer to the Charged Load Surface, Determining Furnace Gas Exit Temperature, Thermal Interaction in Furnaces, Temperature Uniformity, Turndown.■	**08**
Revised Bloom's Taxonomy Level: L_1 – Remembering, L_2 – Understanding, L_3 – Applying.	
Module-2	
Heating Capacity of Batch Furnaces: Definition of Heating Capacity, Effect of Rate of Heat Liberation, Effect of Rate of Heat Absorption by the Load, Effect of Load Arrangement, Effect of Load Thickness, Vertical Heating, Batch Indirect-Fired Furnaces, Batch Furnace Heating Capacity Practice, Controlled Cooling in or After Batch Furnaces.■	**08**
Revised Bloom's Taxonomy Level: L_1 – Remembering, L_2 – Understanding, L_3 – Applying, L_4 – Analysing.	
Module-3	
Heating Capacity of Continuous Furnaces: Continuous Furnaces Compared to Batch Furnaces, Continuous Dryers, Ovens, and Furnaces for <1400 F (<760 C), Continuous Midrange Furnaces, 1200 to 1800 F (650 to 980 C), Sintering and Pelletizing Furnaces, Axial Continuous Furnaces for Above 2000 F (1260 C), Continuous Furnaces for 1900 to 2500 F (1038 to 1370 C), Continuous Liquid Heating Furnaces.■	**08**
Revised Bloom's Taxonomy Level: L_1 – Remembering, L_2 – Understanding, L_3 – Applying, L_4 – Analysing.	
Module-4	
Saving Energy in Industrial Furnace Systems: Furnace Efficiency, Methods for Saving Heat, Heat Distribution in a Furnace, Furnace, Kiln, and Oven Heat Losses, Heat Saving in Direct-Fired Low-Temperature Ovens, Saving Fuel in Batch Furnaces, Saving Fuel in Continuous Furnaces, Effect of Load Thickness on Fuel Economy, Saving Fuel in Reheat Furnaces, Fuel Consumption Calculation, Fuel Consumption Data for Various Furnace Types, Energy Conservation by Heat Recovery from Flue Gases, Energy Costs of Pollution Control.■	**08**
Revised Bloom's Taxonomy Level: L_1 – Remembering, L_2 – Understanding, L_3 – Applying, L_4 – Analysing.	
Module-5	**08**
Operation and Control of Industrial Furnaces: Burner and Flame Types, Location, Flame Fitting, Unwanted NOx Formation, Controls and Sensors- Care, Location, Zones, Air/Fuel Ratio Control, Furnace Pressure Control Turndown Ratio, Furnace Control Data Needs, Soaking Pit Heating Control, Uniformity Control in Forge Furnaces, Continuous Reheat Furnace Control. ■	
Revised Bloom's Taxonomy Level: L_1 – Remembering, L_2 – Understanding, L_3 – Applying.	

B.E ELECTRICAL AND ELECTRONICS ENGINEERING(EEE)
CHOICE BASED CREDIT SYSTEM (CBCS)
SEMESTER - VII

15EE754 INDUSTRIAL HEATING (Professional Elective) (continued)

Course outcomes:

At the end of the course the student will be able to:

- Explain construction, classification of industrial furnaces
- Discuss the methods of heat transfer in industrial furnaces.
- Discuss heating capacity of batch furnaces and continuous furnaces
- Discuss methods of saving energy in industrial furnace systems and fuel consumption calculation.
- Explain operation and control of industrial furnaces.■

Graduate Attributes (As per NBA)

Engineering Knowledge, Problem Analysis, Design/ Development of Solutions, Conduct investigations of complex problems.

Question paper pattern:

- The question paper will have ten questions.
- Each full question is for 16 marks.
- There will be 2full questions (with a maximum of four sub questions in one full question) from each module.
- Each full question with sub questions will cover the contents under a module.
- Students will have to answer 5 full questions, selecting one full question from each module.■

Textbook

1	Industrial Furnaces	W. Trinks	Wiley	6th Edition, 2004

B.E ELECTRICAL AND ELECTRONICS ENGINEERING (EEE)
CHOICE BASED CREDIT SYSTEM (CBCS)
SEMESTER - VII

POWER SYSTEM SIMULATION LABORATORY

Subject Code	15EEL76	IA Marks	20
Number ofPracticalHours/Week	03	Exam Hours	03
Total Number of PracticalHours	42	Exam Marks	80

Credits - 02

Course objectives:

- To explain the use of MATLAB package to assess the performance of medium and long transmission lines.
- To explain the use of MATLAB package to obtain the power angle characteristics of salient and non-salient pole alternator.
- To explain the use of MATLAB package to study transient stability of radial power systems under three phase fault conditions.
- To explain the use of MATLAB package to develop admittance and impedance matrices of interconnected power systems.
- To explain the use of Mi-Power package to solve power flow problem for simple power systems.
- To explain the use of Mi-Power package to perform fault studies for simple radial power systems.
- To explain the use of Mi-Power package to study optimal generation scheduling problems for thermal power plants. ■

Sl. No		Experiments
1	Use of MATLAB package	Formation for symmetric π /T configuration for Verification of $AD - BC = 1$, Determination of Efficiency and Regulation.
2		Determination of Power Angle Diagrams, Reluctance Power, Excitation, Emf and Regulation for Salient and Non-Salient Pole Synchronous Machines.
3		To obtain Swing Curve and to Determine Critical Clearing Time, Regulation, Inertia Constant/Line Parameters /Fault Location/Clearing Time/Pre-Fault Electrical Output for a Single Machine connected to Infinite Bus through a Pair of identical Transmission Lines Under 3-Phase Fault On One of the two Lines.
4		Y Bus Formation for Power Systems with and without Mutual Coupling, by Singular Transformation and Inspection Method.
5		Formation of Z Bus(without mutual coupling) using Z-Bus Building Algorithm.
6		Determination of Bus Currents, Bus Power and Line Flow for a Specified System Voltage (Bus) Profile.
7	Use of Mi-Power package	Formation of Jacobian for a System not Exceeding 4 Buses (No PV Buses) in Polar Coordinates.
8		Load Flow Analysis using Gauss Siedel Method, NR Method and Fast Decoupled Method for Both PQand PV Buses.
9		To Determine Fault Currents and Voltages in a Single Transmission Line System with Star-Delta Transformers at a Specified Location for LG and LLG faults by simulation.
10		Optimal Generation Scheduling for Thermal power plants by simulation.

Revised Bloom's Taxonomy Level	L_1 – Remembering, L_2 – Understanding, L_3 – Applying, L_4 – Analysing, L_5 – Evaluating, L_6 – Creating.

Course outcomes:

At the end of the course the student will be able to:

- Develop a program in MATLAB to assess the performance of medium and long transmission lines.
- Develop a program in MATLAB to obtain the power angle characteristics of salient and non-salient pole alternator.
- Develop a program in MATLAB to assess the transient stability under three phase fault at different locations in a of radial power systems.
- Develop programs in MATLAB to formulate bus admittance and bus impedance matrices of interconnected power systems.
- Use Mi-Power package to solve power flow problem for simple power systems.
- Use Mi-Power package to study unsymmetrical faults at different locations in radial power systems
- Use of Mi-Power package to study optimal generation scheduling problems for thermal power plants. ■

B.E ELECTRICAL AND ELECTRONICS ENGINEERING (EEE)
CHOICE BASED CREDIT SYSTEM (CBCS)
SEMESTER - VII

15EEL76POWER SYSTEM SIMULATION LABORATORY (continued)

Graduate Attributes (As per NBA)

Engineering Knowledge, Problem Analysis, Individual and Team work, Communication.

Conduct of Practical Examination:

1. All laboratory experiments are to be included for practical examination.
2. Breakup of marks and the instructions printed on the cover page of answer script to be strictly adhered by the examiners.
3. Students can pick one experiment from the questions lot prepared by the examiners.
4. Change of experiment is allowed only once and 15% Marks allotted to the procedure part to be made zero.■

B.E ELECTRICAL AND ELECTRONICS ENGINEERING(EEE)
CHOICE BASED CREDIT SYSTEM (CBCS)
SEMESTER -VII

RELY AND HIGH VOLTAGE LABORATORY

Subject Code	15EEL77	IA Marks	20
Number ofPracticalHours/Week	03	Exam Hours	03
Total Number of PracticalHours	42	Exam Marks	80

Credits - 02

Course objectives:

- To conduct experiments to verify the characteristics of over current, over voltage, under voltage relays both electromagnetic and static type.
- To verify the operation of negative sequence relay.
- To conduct experiments to verify the characteristics of microprocessor based over current, over voltage, under voltage relays and distance relay.
- To conduct experiments on generator, motor and feeder protection.
- To conduct experiments to study the sparkover characteristics for both uniform and non-uniform configurations using High AC and DC voltages.
- To measure high AC and DC voltages
- To experimentally measure the breakdown strength of transformer oil**.**
- To experimentally measure the capacitance of different electrode configuration models using Electrolytic Tank. To generate standard lightning impulse voltage and determine efficiency, energy of impulse generator and 50% probability flashover voltage for air insulation.■

Sl. NO		Experiments
Total of Six experiments are to be conducted by selecting Two experiments from each Part – A, Part – B and Part – C. The experiments under Part – D is compulsory.		
1	**Part - A**	Over Current Relay: (a)Inverse Definite Minimum Time(IDMT)Non-Directional Characteristics (b) Directional Features (c) IDMT Directional.
2		IDMT Characteristics of Over Voltage or Under Voltage Relay (Solid State or Electromechanical type).
3		Operation of Negative Sequence Relay.
4	**Part - B**	Operating Characteristics of Microprocessor Based (Numeric) Over –Current Relay.
5		Operating Characteristics of Microprocessor Based (Numeric) Distance Relay.
6		Operating Characteristics of Microprocessor Based (Numeric) Over/Under Voltage Relay.
7	**Part - C**	Generation Protection: Merz Price Scheme.
8		Feeder Protection against Faults.
9		Motor Protection against Faults.
10	**Part - D**	Spark Over Characteristics of Air subjected to High Voltage AC with Spark Voltage Corrected to Standard Temperature and Pressure for Uniform [as per IS1876: 2005]and Non-uniform [as per IS2071(Part 1) : 1993] Configurations: Sphere – Sphere, Point –Plane, Point – Point and Plane – Plane.
11		Spark Over Characteristics of Air subjected to High voltage DC.
12		Measurement of HVAC and HVDC using Standard Spheres as per IS 1876 :2005
13		Measurement of Breakdown Strength of Transformer Oil as per IS 1876 :2005
14		Field Mapping using Electrolytic Tank for any one of the following Models: Cable/ Capacitor/ Transmission Line/ Sphere Gap.
15		(a) Generation of standard lightning impulse voltage and to determine efficiency and energy of impulse generator. (b) To determine 50% probability flashover voltage for air insulation subjected to impulse voltage.
Revised Bloom's Taxonomy Level		L_3 – Applying, L_4 – Analysing, L_5 – Evaluating, L_6 – Creating

B.E ELECTRICAL AND ELECTRONICS ENGINEERING(EEE)
CHOICE BASED CREDIT SYSTEM (CBCS)
SEMESTER -VII

15EEL77 RELY AND HIGH VOLTAGE LABORATORY (continued)

Course outcomes:

At the end of the course the student will be able to:

- Experimentally verify the characteristics of over current, over voltage, under voltage and negative sequence relays both electromagnetic and static type.
- Experimentally verify the characteristics of microprocessor based over current, over voltage, under voltage relays and distance relay.
- Show knowledge of protecting generator, motor and feeders.
- Analyze the spark over characteristics for both uniform and non-uniform configurations using High AC and DC voltages.
- Measure high AC and DC voltages and breakdown strength of transformer oil**.**
- **Draw electric field and** measure the capacitance of different electrode configuration models.
- Show knowledge of generating standard lightning impulse voltage to determine efficiency, energy of impulse generator and 50% probability flashover voltage for air insulation. ■

Graduate Attributes (As per NBA)

Engineering Knowledge, Problem Analysis, Individual and Team work, Communication.

Conduct of Practical Examination:

1. All laboratory experiments are to be included for practical examination.
2. Breakup of marks and the instructions printed on the cover page of answer script to be strictly adhered by the examiners.
3. Students can pick one experiment from the questions lot prepared by the examiners.
4. Change of experiment is allowed only once and 15% Marks allotted to the procedure part to be made zero. ■

B.E ELECTRICAL AND ELECTRONICS ENGINEERING (EEE)
CHOICE BASED CREDIT SYSTEM (CBCS)
SEMESTER - VII

PROJECT PHASE – I AND SEMINAR

Subject Code	15EEP78	IA Marks	100
Number ofPracticalHours/Week	--	Exam Hours	--
Total Number of PracticalHours	--	Exam Marks	--

Credits - 02

Course objectives:

- Support independent learning.
- Guide to select and utilize adequate information from varied resources maintaining ethics.
- Guide to organize the work in the appropriate manner and present information (acknowledging the sources) clearly.
- Develop interactive, communication, organisation, time management, and presentation skills.
- Impart flexibility and adaptability.
- Inspire independent and team working.
- Expand intellectual capacity, credibility, judgement, intuition.
- Adhere to punctuality, setting and meeting deadlines.
- Instil responsibilities to oneself and others.
- Train students to present the topic of project work in a seminar without any fear, face audience confidently, enhance communication skill, involve in group discussion to present and exchange ideas. ■

Project Phase-1 Students in consultation with the guide/s shall carry out literature survey/ visit industries to finalize the topic of the Project. Subsequently, the students shall collect the material required for the selected project, prepare synopsis and narrate the methodology to carry out the project work

Seminar: Each student, under the guidance of a Faculty, is required to

- Present the seminar on the selected project orally and/or through power point slides.
- Answer the queries and involve in debate/discussion.
- Submit two copies of the typed report with a list of references.

The participants shall take part in discussion to foster friendly and stimulating environment in which the students are motivated to reach high standards and become self-confident. ■

Revised Bloom's Taxonomy Level	L_3 – Applying, L_4 – Analysing, L_5 – Evaluating, L_6 – Creating.

Course outcomes:

At the end of the course the student will be able to:

- Demonstrate a sound technical knowledge of their selected project topic.
- Undertake problem identification, formulation and solution.
- Design engineering solutions to complex problems utilising a systems approach.
- Communicate with engineers and the community at large in written an oral forms.
- Demonstrate the knowledge, skills and attitudes of a professional engineer.■

Graduate Attributes (As per NBA)

Engineering Knowledge, Problem Analysis, Individual and Team work, Communication.

Continuous Internal Evaluation

CIE marks for the project report (50 marks)and seminar (50 marks) shall be awarded (based on the quality of report and presentation skill, participation in the question and answer session by the student) by the committee constituted for the purpose by the Head of the Department. The committee shall consist of three faculty from the department with the senior most acting as the Chairman. ■

****** END ******

VIII SEMESTER DETAILED SYLLABUS

B.E ELECTRICAL AND ELECTRONICS ENGINEERING(EEE)
CHOICE BASED CREDIT SYSTEM (CBCS)
SEMESTER -VIII

POWER SYSTEM OPERATION AND CONTROL(Core Course)

Subject Code	15EE81	IA Marks	20
Number of Lecture Hours/Week	04	Exam Hours	03
Total Number of Lecture Hours	50	Exam Marks	80

Credits - 04

Course objectives:

- To describe various levels of controls in power systems and the vulnerability of the system.
- To explain components, architecture and configuration of SCADA.
- To define unit commitment and explain various constraints in unit commitment and the solution methods
- To explain issues of hydrothermal scheduling and solutions to hydro thermal problems
- To explain basic generator control loops, functions of Automatic generation control, speed governors and mathematical models of Automatic Load Frequency Control
- To explain automatic generation control, voltage and reactive power control in an interconnected power system.
- To explain reliability and contingency analysis, state estimation and related issues. ■

Module-1	**Teaching Hours**
Introduction: Operating States of Power System, Objectives of Control, Key Concepts of Reliable Operation, Preventive and Emergency Controls, Energy Management Centres. **Supervisory Control and Data acquisition (SCADA):** Introduction to SCADA and its Components, Standard SCADA Configurations, Users of Power Systems SCADA, Remote Terminal Unit for Power System SCADA, Common Communication Channels for SCADA in Power Systems, Challenges for Implementation of SCADA. **Unit Commitment:** Introduction, SimpleEnumeration Constraints, Priority List Method, DynamicProgramming Method for Unit Commitment.■	**10**
Revised Bloom's Taxonomy Level L_1 – Remembering, L_2 – Understanding, L_4 – Analysing.	
Module-2	
Hydro-thermal Scheduling: Introduction, Scheduling Hydro Systems, Discrete Time Interval Method, Short Term Hydro Thermal Scheduling Using $\gamma - \lambda$ Iterations, Short Term Hydro Thermal Scheduling Using Penalty Factors. **Automatic Generation Control (AGC):** Introductions, Basic Generator Control Loops, Commonly used Terms in AGC, Functions of AGC, Speed Governors.■	**10**
Revised Bloom's Taxonomy Level L_2 – Understanding, L_3 – Applying, L_4 – Analysing.	
Module-3	
Automatic Generation Control (continued): Mathematical Model of Automatic Load Frequency Control, AGC Controller, Proportional Integral Controller. **Automatic Generation Control in interconnected Power system:** Introductions, Tie - Line Control with Primary Speed Control, Frequency Bias Tie - Line Control, State-Space Models.■	**10**
Revised Bloom's Taxonomy Level L_3 – Applying.	
Module-4	
Automatic Generation Control in interconnected Power system (continued): State-Space Model for Two - Area System, Tie-Line Oscillations, Related Issues in Implementation of AGC. **Voltage and Reactive Power Control:** Introduction, Production and Absorption of Reactive Power, Methods of Voltage Control, Dependence of Voltage on Reactive Power , Sensitivity of Voltage to Changes in P And Q, Cost Saving, Methods of Voltage Control by Reactive Power Injection, Voltage Control Using Transformers, Voltage Stability. ■	**10**
Revised Bloom's Taxonomy Level L_3 – Applying.	

B.E ELECTRICAL AND ELECTRONICS ENGINEERING(EEE)
CHOICE BASED CREDIT SYSTEM (CBCS)
SEMESTER - VIII

15EE81POWER SYSTEM OPERATION AND CONTROL(Core Course) (continued)

Module-5	**Teaching Hours**
Power System Reliability and Security: Introduction, Security Levels of System, Reliability Cost, Adequacy Indices, Functions of System Security, Contingency Analysis, Linear Sensitivity Factors, Contingency Selection and Ranking. **State estimation of Power Systems:** Introduction, Linear Least Square Estimation, DC State Estimator, Other Issues in State Estimation.■	**10**
Revised Bloom's Taxonomy Level L_2 – Understanding, L_3 – Applying, L_4 – Analysing.	

Course outcomes:

At the end of the course the student will be able to:

- Describe various levels of controls in power systems, the vulnerability of the system,components, architecture and configuration of SCADA.
- Solve unit commitment problems
- Explain issues of hydrothermal scheduling and solutions to hydro thermal problems
- Explain basic generator control loops, functions of Automatic generation control, speed governors
- Develop and analyze mathematical models of Automatic Load Frequency Control
- Explain automatic generation control, voltage and reactive power control in an interconnected power system.
- Explain reliability, security, contingency analysis, state estimation and related issues of power systems.■

Graduate Attributes (As per NBA)

Engineering Knowledge, Problem Analysis, Conduct investigations of complex problems, Modern Tool Usage, Communication, Life-long Learning.

Question paper pattern:

- The question paper will have ten full questions carrying equal marks. Each full question consisting of 16 marks.
- There will be two full questions (with a maximum of four sub questions) from each module.
- Each full question will have sub question covering all the topics under a module.
- The students will have to answer five full questions, selecting one full question from each module.

Textbook

1	Power System Operation and Control	K. Uma Rao	Wiley	1st Edition, 2012

Reference Books

1	Power Generation Operation and Control	Allen J Wood etal	Wiley	2nd Edition,2003
2	Power System Stability and Control	Kundur	McGraw Hill	8th Reprint, 2009

B.E ELECTRICAL AND ELECTRONICS ENGINEERING(EEE)
CHOICE BASED CREDIT SYSTEM (CBCS)
SEMESTER -VIII

INDUSTRIAL DRIVES AND APPLICATIONS(Core Course)

Subject Code	15EE82	IA Marks	20
Number of Lecture Hours/Week	04	Exam Hours	03
Total Number of Lecture Hours	50	Exam Marks	80

Credits - 04

Course objectives:

- To define electric drive, its parts, advantages and explain choice of electric drive.
- To explain dynamics and modes of operation of electric drives.
- To explain selection of motor power ratings and control of dc motor using rectifiers.
- To analyze the performance of induction motor drives under different conditions.
- To explain the control of induction motor, synchronous motor and stepper motor drives.
- To discuss typical applications electrical drives in the industry. ■

Module-1		**Teaching Hours**
Electrical Drives: Electrical Drives, Advantages of Electrical Drives. Parts of Electrical Drives, Choice of Electrical Drives, Status of dc and ac Drives. **Dynamics of Electrical Drives:** Fundamental Torque Equations, Speed TorqueConventions and Multiquadrant Operation. Equivalent Values of DriveParameters, Components of Load Torques, Nature and Classification of LoadTorques, Calculation of Time and Energy Loss in Transient Operations, SteadyState Stability, Load Equalization. **Control Electrical Drives:**Modes of Operation, Speed Control and Drive Classifications, Closed loop Control of Drives.■		**10**
Revised Bloom's Taxonomy Level	L_1 – Remembering, L_2 – Understanding, L_3 – Applying, L_4 – Analysing.	
Module-2		
Selection of Motor Power Ratings: Thermal Model of Motor for Heating and Cooling, Classes of Motor Duty, Determination of Motor Rating. **Direct Current Motor Drives:**Controlled Rectifier Fed dc Drives, Single Phase Fully Controlled Rectifier Control of dc Separately Excited Motor,SinglePhase Half Controlled Rectifier Control of dc Separately Excited Motor, Three Phase Fully Controlled Rectifier Control of dc Separately Excited Motor,Three Phase Half Controlled Rectifier Control of dc Separately Excited Motor, Multiquadrant Operation of dc Separately Excited Motor Fed Form Fully Controlled Rectifier,Rectifier Control of dc Series Motor, Supply Harmonics, Power Factor and Ripple in Motor Current,Chopper Control of Separately Excited dcMotor, Chopper Control of Series Motor.■		**10**
Revised Bloom's Taxonomy Level	L_1 – Remembering, L_2 – Understanding, L_3 – Applying, L_4 – Analysing.	
Module-3		
Induction Motor Drives: Analysis and Performance ofThree Phase Induction Motors, Operation with Unbalanced Source Voltage and Single Phasing,Operation with Unbalanced Rotor Impedances,Analysis of Induction Motor Fed From Non-Sinusoidal Voltage Supply,Starting, Braking, Transient Analysis.Speed Control Techniques-Stator Voltage Control, Variable Voltage Frequency Control from Voltage Sources.■		**10**
Revised Bloom's Taxonomy Level	L_2 – Understanding, L_3 – Applying, L_4 – Analysing, L_5 – Evaluating.	
Module-4		
Induction Motor Drives (continued): Voltage Source Inverter (VSI) Control, Cycloconverter Control, Closed Loop Speed Control and Converter Rating for VSI and Cycloconverter Induction Motor Drives, Variable Frequency Control from a Current Source, Current Source (CSI) Control,current regulated voltage source inverter control, speed control of single phase induction motors. **Synchronous Motor Drives:**Operation from fixed frequency supply-starting, synchronous motor		**10**
Revised Bloom's Taxonomy Level	L_1 – Remembering, L_2 – Understanding, L_3 – Applying, L_4 – Analysing.	

B.E ELECTRICAL AND ELECTRONICS ENGINEERING(EEE)
CHOICE BASED CREDIT SYSTEM (CBCS)
SEMESTER -VIII

15EE82 INDUSTRIAL DRIVES AND APPLICATIONS(Core Course) (continued)

Module-5	**Teaching Hours**
Synchronous Motor Drives (continued): Self-controlled synchronous motor drive employing load commutated thruster inverter, Starting Large Synchronous Machines, Permanent Magnet ac (PMAC) Motor Drives, Sinusoidal PMAC Motor Drives, Brushless dc Motor Drives. **Stepper Motor Drives**: Variable Reluctance, Permanent Magnet, Important Features of Stepper Motors, Torque Versus Stepping rate Characteristics, Drive Circuits for Stepper Motor. **Industrial Drives:**Textile Mills, Steel Rolling Mills, Cranes and Hoists, Machine Tools. ■	**10**
Revised Bloom's Taxonomy Level L_1 – Remembering, L_2 – Understanding, L_3 – Applying, L_4 – Analysing.	

Course outcomes:

At the end of the course the student will be able to:

- Explain the advantages and choice of electric drive.
- Explain dynamics and different modes of operation of electric drives.
- Suggest a motor for a drive and control of dc motor using controlled rectifiers.
- Analyze the performance of induction motor drives under different conditions.
- Control induction motor, synchronous motor and stepper motor drives.
- Suggest a suitable electrical drive for specific application in the industry. ■

Graduate Attributes (As per NBA)

Engineering Knowledge, Problem Analysis, Design/ Development of Solutions, Modern Tool Usage.

Question paper pattern:

- The question paper will have ten full questions carrying equal marks. Each full question consisting of 16 marks.
- There will be two full questions (with a maximum of four sub questions) from each module.
- Each full question will have sub question covering all the topics under a module.
- The students will have to answer five full questions, selecting one full question from each module.

Textbook

1	Fundamentals of Electrical Drives	Gopal K. Dubey	Narosa Publishing House	2nd Edition, 2001
2	Electrical Drives: Concepts and Applications (Refer to chapter 07 for Industrial Drives under module 5.)	VedumSubrahmanyam	McGraw Hill	2nd Edition, 2011

Reference Books

1	Electric Drives	N.K De,P.K. Sen	PHI Learning	1st Edition, 2009

B.E ELECTRICAL AND ELECTRONICS ENGINEERING(EEE)
CHOICE BASED CREDIT SYSTEM (CBCS)
SEMESTER –VIII

SMART GRID(Professional Elective)

Subject Code	15EE831	IA Marks	20
Number of Lecture Hours/Week	03	Exam Hours	03
Total Number of Lecture Hours	40	Exam Marks	80

Credits - 03

Course objectives:

- To define smart grid and discuss the progress made by different stakeholders in the design and development of smart grid.
- To explain the measurement techniques using PMUs and smart meters.
- To discuss tools for the analysis of smart grid and design, operation and performance.
- To discuss incorporating performance tools such as voltage and angle stability and state estimation into smart grid.
- To discuss classical optimization techniques and computational methods for smart grid design, planning and operation.
- To discuss the development of predictive grid management and control technology for enhancing the smart grid performance.
- To discuss development of cleaner, more environmentally responsible technologies for the electric system.
- To discuss the fundamental tools and techniques essential to the design of the smart grid.
- To describe methods to promote smart grid awareness and enhancement.
- To discuss methods to make the existing transmission system smarter by investing in new technology.■

Module-1	**Teaching Hours**
Smart Grid Architectural Designs: Introduction, Today's Grid versus the Smart Grid, Energy Independence and Security Act of 2007: Rationale for the Smart Grid, Computational Intelligence, Power System Enhancement, Communication and Standards, Environment and Economics, General View of the Smart Grid Market Drivers, Stakeholder Roles and Function, Working Definition of the Smart Grid Based on Performance Measures, Representative Architecture, Functions of Smart Grid Components. **Smart Grid Communications and Measurement Technology:** Communication and Measurement, Monitoring, PMU, Smart Meters, and Measurements Technologies, GIS and Google Mapping Tools, Multiagent Systems (MAS) Technology, Microgrid and Smart Grid Comparison. **Performance Analysis Tools for Smart Grid Design:** Introduction to Load Flow Studies, Challenges to Load Flow in Smart Grid and Weaknesses of the Present Load Flow Methods, Load Flow State of the Art: Classical, Extended Formulations, and Algorithms, Congestion Management Effect, Load Flow for Smart Grid Design, DSOPF Application to the Smart Grid, Static Security Assessment (SSA) and Contingencies, Contingencies and Their Classification, Contingency Studies for the Smart Grid.■	**08**
Revised Bloom's Taxonomy Level L_1 – Remembering, L_2 – Understanding, L_3 – Applying.	
Module-2	
Stability Analysis Tools for Smart Grid: Introduction to Stability, Strengths and Weaknesses of Existing Voltage Stability Analysis Tools, Voltage Stability Assessment, Voltage Stability Assessment Techniques, Voltage Stability Indexing, Analysis Techniques for Steady-State Voltage Stability Studies, Application and Implementation Plan of Voltage Stability, Optimizing Stability Constraint through Preventive Control of Voltage Stability, Angle Stability Assessment, State Estimation.■	**08**
Revised Bloom's Taxonomy Level L_1 – Remembering, L_2 – Understanding, L_3 – Applying, L_4 – Analysing.	
Module-3	
Computational Tools for Smart Grid Design: Introduction to Computational Tools, Decision Support Tools, Optimization Techniques, Classical Optimization Method, Heuristic Optimization, Evolutionary Computational Techniques, Adaptive Dynamic Programming Techniques, Pareto	**08**

B.E ELECTRICAL AND ELECTRONICS ENGINEERING(EEE)
CHOICE BASED CREDIT SYSTEM (CBCS)
SEMESTER –VIII

15EE831 SMART GRID(Professional Elective) (continued)

Module-3 (continued)		**Teaching Hours**
Methods, Hybridizing Optimization Techniques and Applications to the Smart Grid, Computational Challenges. **Pathway for Designing Smart Grid:** Introduction to Smart Grid Pathway Design, Barriers and Solutions to Smart Grid Development, Solution Pathways for Designing Smart Grid Using Advanced Optimization and Control Techniques for Selection Functions, General Level Automation, Bulk Power Systems Automation of the Smart Grid at Transmission Level, Distribution System Automation Requirement of the Power Grid, End User/Appliance Level of the Smart Grid, Applications for Adaptive Control and Optimization.■		
Revised Bloom's Taxonomy Level	L_1 – Remembering, L_2 – Understanding, L_3 – Applying, L_4 – Analysing.	
Module-4		
Renewable Energy and Storage: Renewable Energy Resources, Sustainable Energy Options for the Smart Grid, Penetration and Variability Issues Associated with Sustainable Energy Technology, Demand Response Issues, Electric Vehicles and Plug-in Hybrids, PHEV Technology, Environmental Implications, Storage Technologies, Tax Credits. **Interoperability, Standards, and Cyber Security:** Introduction, Interoperability, Standards, Smart Grid Cyber Security, Cyber Security and Possible Operation for Improving Methodology for Other Users.■		**08**
Revised Bloom's Taxonomy Level	L_1 – Remembering, L_2 – Understanding.	
Module-5		
Research, Education, and Training for the Smart Grid: Introduction, Research Areas for Smart Grid Development, Research Activities in the Smart Grid, Multidisciplinary Research Activities, Smart Grid Education, Training and Professional Development. **Case Studies and Test beds for the Smart Grid:** Introduction, Demonstration Projects, Advanced Metering, Microgrid with Renewable Energy, Power System Unit Commitment (UC) Problem,ADP for Optimal Network Reconfiguration in Distribution Automation, Case Study of RER Integration,Testbeds and Benchmark Systems, Challenges of Smart Transmission,Benefits of Smart Transmission.■		**08**
Revised Bloom's Taxonomy Level	L_1 – Remembering, L_2 – Understanding.	

Course outcomes:

At the end of the course the student will be able to:

- Discuss the progress made by different stakeholders in the design and development of smart grid.
- Explain measurement techniques using Phasor Measurement Units and smart meters
- Discuss tools for the analysis of smart grid and design, operation and performance
- Discuss classical optimization techniques and computational methods for smart grid design, planning and operation.
- Explain predictive grid management and control technology for enhancing the smart grid performance
- Develop cleaner, more environmentally responsible technologies for the electric system.
- Discuss the computational techniques, communication, measurement, and monitoring technology tools essential to the design of the smart grid.
- Explain methods to promote smart grid awareness and making the existing transmission system smarter by investing in new technology.■

Graduate Attributes (As per NBA)

Engineering Knowledge, Problem Analysis, Design/ Development of Solutions, Conduct investigations of complex problems, Modern Tool Usage, The Engineer and Society, , Ethics, Individual and Team Work, Communication, Life-long Learning.

B.E ELECTRICAL AND ELECTRONICS ENGINEERING(EEE)
CHOICE BASED CREDIT SYSTEM (CBCS)
SEMESTER –VIII

15EE831 SMART GRID(Professional Elective) (continued)

Question paper pattern:

- The question paper will have ten questions.
- Each full question is for 16 marks.
- There will be 2full questions (with a maximum of four sub questions in one full question) from each module.
- Each full question with sub questions will cover the contents under a module.
- Students will have to answer 5 full questions, selecting one full question from each module.■

Textbook

1	Smart Grid, Fundamentals of Design and Analysis	James Momoh	Wiley	1st Edition, 2012

B.E ELECTRICAL AND ELECTRONICS ENGINEERING(EEE)
CHOICE BASED CREDIT SYSTEM (CBCS)
SEMESTER -VIII

OPERATION AND MAINTENANCE OF SOLAR ELECTRICSYSTEMS (Professional Elective)

Subject Code	15EE832	IA Marks	20
Number of Lecture Hours/Week	03	Exam Hours	03
Total Number of Lecture Hours	40	Exam Marks	80

Credits - 03

Course objectives:

- To discuss basics of solar resource data, its acquisition and usage.
- To discuss PV technology, buying the PV modules and connecting the modules to form arrays.
- To discuss inverters, system components, cabling used to connect the components and mounting methods of the PV system.
- To explain site assessment, design process of the grid connected system and its sizing.
- To explain installation, commissioning, operation and maintenance of PV systems.
- To explain the types of financial incentives available, calculation of payback time. ■

Module-1	**Teaching Hours**
Solar Resource and Radiation: Solar resources, Quantifying solar radiation, The effect of the Earth's atmosphere on solar radiation, Sun geometry, Geometry for installing solar arrays. **PV Industry and Technology:**Semiconductor devices,Mainstream technologies,Monocrystalline silicon,Multicrystalline/polycrystalline silicon,Thin film solar cells,Contacts,Buying solar modules,Standards,Certifications,Warranties,Emerging technologies,Dye-sensitized solar cells,Sliver cells,Heterojunction with intrinsic thin layer (HIT) photovoltaic cells,III-V Semiconductors,Solar concentrators. **PV Cells, Modules and Arrays:**Characteristics of PV cells,Graphic representations of PV cell performance,Connecting PV cells to create a module,Specification sheets,Creating a string of modules,Creating an array,Photovoltaic array performance,Irradiance,Temperature,Shading.■	**08**
Revised Bloom's Taxonomy Level L_1 – Remembering, L_2 – Understanding, L_3 – Applying.	
Module-2	
Inverters and Other System Components: Introduction, Inverters,Battery inverters,Grid-interactive inverters,Transformers,Mainstream inverter technologies,String inverters,Multi-string inverter,Central inverter,Modular inverters,Inverter protection systems,Self-protection,Grid protection,Balance of system equipment: System equipment excluding the PV array and inverter,Cabling,PV combiner box,Module junction box,Circuit breakers and fuses,PV main disconnects/isolators,Lightning and surge protection,System monitoring,Metering,Net metering,Gross metering. Mounting Systems:Roof mounting systems,Pitched roof mounts,Pitched roof mounts for tiled roofs,Pitched roof mounts for metal roofs,Rack mounts,Direct mounts,Building-integrated systems,Ground mounting systems,Ground rack mounts,Pole mounts,Sun-tracking systems,Wind loading,Lightning protection.■	**08**
Revised Bloom's Taxonomy Level L_1 – Remembering, L_2 – Understanding, L_3 – Applying, L_4 – Analysing.	
Module-3	
Site Assessment: Location of the PV array,Roof specifications,Is the site shade-free?,Solar Pathfinder,SolmetricSuneye,HORIcatcher,iPhone apps,Software packages,Available area,Portrait installation,Landscape installation,Energy efficiency initiatives,Health, safety and environment (HSE) risks,Local environment,Locating balance of system equipment,Site plan. **Designing Grid-connected PV Systems:**Design brief,Existing system evaluation,Choosing system components,Modules,Mounting structure,Inverters,Cabling,Voltage sizing,Current sizing,Monitoring,System protection,Over-current protection,Fault-current protection,Lightning and surge protection,Grounding/earthing,Mechanical protection,Array protection,Sub-array protection,Extra low voltage (ELV) segmentation. **Sizing a PV System:**Introduction, Matching voltage specifications,Calculating maximum voltage,Calculating minimum voltage,Calculating the minimum number of modules in a string,Calculating the maximum voltage,Calculating the maximum number of modules in a string,Calculating the	**08**

B.E ELECTRICAL AND ELECTRONICS ENGINEERING(EEE)
CHOICE BASED CREDIT SYSTEM (CBCS)
SEMESTER - VIII

15EE832 OPERATION AND MAINTENANCE OF SOLAR ELECTRICSYSTEMS
(Professional Elective)(continued)

Module-3 (continued)		**Teaching Hours**
minimum voltage,Calculating the minimum number of modules in a string,Matching current specifications,Matching modules to the inverter's power rating,Losses in utility-interactive PV systems,Temperature of the PV module,Dirt and soiling,Manufacturer's tolerance,Shading,Orientation and module tilt angle,Voltage drop,Inverter efficiency,Calculating system yield.■		
Revised Bloom's Taxonomy Level	L_1 – Remembering, L_2 – Understanding.	
Module-4		
Installing Grid-connected PV Systems:PV array installation, DC wiring, Cabling routes and required lengths,Cable sizing, PV combiner box,System grounding/earthing, Inverter installation, Installation checklist,Interconnection with the utility grid,Required information for installation,Safety. **System Commissioning:**Introduction, Final inspection of system installation,Testing,Commissioning, System documentation. **System Operation and Maintenance:**System maintenance, PV array maintenance, Inverter maintenance, System integrity, Troubleshooting, Identifying the problem, Troubleshooting PV arrays, Troubleshooting underperforming systems,Troubleshooting inverters,Other common problems. ■		**08**
Revised Bloom's Taxonomy Level	L_1 – Remembering, L_2 – Understanding.	
Module-5		
Marketing and Economics of Grid-connected PV Systems:Introduction, PV system costing,Valuing a PV system,Simple payback and financial incentives,Simple payback,Feed-in tariffs,Rebates,Tax incentives,Loans,Renewable portfolio standards and renewable energy certificates,Marketing,Insurance. **Case Studies:**Case studies A to G.■		**08**
Revised Bloom's Taxonomy Level	L_1 – Remembering, L_2 – Understanding.	

Course outcomes:

At the end of the course the student will be able to:

- Discuss basics of solar resource data, its acquisition and usage.
- Explain PV technology, buying the PV modules and connecting the modules to form arrays.
- Explain the use of inverters, other system components, cabling used to connect the components and mounting methods of the PV system.
- Assess the site for PV system installation.
- Design a grid connected system and compute its size.
- Explain installation, commissioning, operation and maintenance of PV systems.
- Explain the types of financial incentives available, calculation of payback time■

Graduate Attributes (As per NBA)

Engineering Knowledge, Problem Analysis, Design/ Development of Solutions, Conduct investigations of complex problems, Modern Tool Usage, The Engineer and Society, Environment and Sustainability, Ethics, Individual and Team Work, Communication, Project Management and Finance, Life-long Learning.

Question paper pattern:

- The question paper will have ten questions.
- Each full question is for 16 marks.
- There will be 2full questions (with a maximum of four sub questions in one full question) from each module.
- Each full question with sub questions will cover the contents under a module.
- Students will have to answer 5 full questions, selecting one full question from each module.■

B.E ELECTRICAL AND ELECTRONICS ENGINEERING(EEE) CHOICE BASED CREDIT SYSTEM (CBCS) SEMESTER - VIII				
15EE832 OPERATION AND MAINTENANCE OF SOLAR ELECTRICSYSTEMS (Professional Elective)(continued)				
Textbook				
1	Grid-connected Solar Electric Systems, The Earthscan Expert Handbook for Planning, Design and Installation	Geoff Stapleton and Susan Neill	Earthscan	1st Edition, 2012

B.E ELECTRICAL AND ELECTRONICS ENGINEERING(EEE)
CHOICE BASED CREDIT SYSTEM (CBCS)
SEMESTER -VIII

INTEGRATION OF DISTRIBUTED GENERATION(Professional Elective)

Subject Code	15EE833	IA Marks	20
Number of Lecture Hours/Week	03	Exam Hours	03
Total Number of Lecture Hours	40	Exam Marks	80

Credits - 03

Course objectives:

- To explain power generation by alternate energy source like wind power and solar power.
- To explain selection of size of units and location for wind and solar systems.
- Discuss the effects of integration of distributed generation on the performance the system.
- To provide practical and useful information about grid integration of distributed generation.■

Module-1		**Teaching Hours**
Distributed Generation: Introduction,Sources of Energy - Wind Power, Solar Power, Combined Heat-and-Power, Hydropower, Tidal Power, Wave Power, Geothermal Power, Thermal Power Plants.■		**08**
Revised Bloom's Taxonomy Level	L_1 – Remembering, L_2 – Understanding, L_3 – Applying.	
Module-2		
Distributed Generation (continued): Interface with the Grid. **Power System Performance**: Impact of Distributed Generation on the Power System, Aims of the Power System, Hosting Capacity Approach, Power Quality, Voltage Quality and Design of Distributed Generation, Hosting Capacity Approach for Events, Increasing the Hosting Capacity. **Overloading and Losses**: Impact of Distributed Generation, Overloading: Radial Distribution Networks, Overloading: Redundancy and Meshed Operation, Losses.■		**08**
Revised Bloom's Taxonomy Level	L_1 – Remembering, L_2 – Understanding, L_3 – Applying, L_4 – Analysing.	
Module-3		
Overloading and Losses(continued): Increasing the Hosting Capacity. **Voltage Magnitude Variations:** Impact of Distributed Generation, Voltage Margin and Hosting Capacity, Design of Distribution Feeders, A Numerical Approach to Voltage Variations, Tap Changers with Line-Drop Compensation, Probabilistic Methods for Design of Distribution Feeders.■		**08**
Revised Bloom's Taxonomy Level	L_1 – Remembering, L_2 – Understanding, L_3 – Applying, L_4 – Analysing.	
Module-4		
Voltage Magnitude Variations (continued): Statistical Approach to Hosting Capacity, Increasing the Hosting Capacity. **Power Quality Disturbances:** Impact of Distributed Generation, Fast Voltage Fluctuations, Voltage Unbalance.■		**08**
Revised Bloom's Taxonomy Level	L_1 – Remembering, L_2 – Understanding.	
Module-5		
Power Quality Disturbances (continued): Low-Frequency Harmonics, High-Frequency Distortion, Voltage Dips, Increasing the Hosting Capacity.■		**08**
Revised Bloom's Taxonomy Level	L_1 – Remembering, L_2 – Understanding.	

Course outcomes:

At the end of the course the student will be able to:

- Explain energy generation by wind power and solar power.
- Discuss the variation in production capacity at different timescales, the size of individual units, and the flexibility in choosing locations with respect to of wind and solar systems.

B.E ELECTRICAL AND ELECTRONICS ENGINEERING(EEE)
CHOICE BASED CREDIT SYSTEM (CBCS)
SEMESTER - VIII

15EE833 INTEGRATION OF DISTRIBUTED GENERATION(Professional Elective)(continued)

Course outcomes (continued):

- Explain the performance of the system when distributed generation is integrated to the system.
- Discuss effects of the integration of DG: the increased risk of overload and increased losses.
- Discuss effects of the integration of DG: increased risk of overvoltages, increased levels of power quality disturbances.
- Discuss effects of the integration of DG: incorrect operation of the protection
- Discuss the impact the integration of DG on power system stability and operation. ■

Graduate Attributes (As per NBA)

Engineering Knowledge, Problem Analysis, Design/ Development of Solutions,Conduct investigations of complex problems, Modern Tool Usage, The Engineer and Society, Ethics, Individual and Team Work, Communication,Project Management and Finance, Life-long Learning.

Question paper pattern:

- The question paper will have ten questions.
- Each full question is for 16 marks.
- There will be 2full questions (with a maximum of four sub questions in one full question) from each module.
- Each full question with sub questions will cover the contents under a module.
- Students will have to answer 5 full questions, selecting one full question from each module.■

Textbook

1	Integration ofDistributedGeneration in thePower System	Math Bollen	Wiley	2011

B.E ELECTRICAL AND ELECTRONICS ENGINEERING(EEE)
CHOICE BASED CREDIT SYSTEM (CBCS)
SEMESTER - VIII

POWER SYSTEM IN EMERGENCIES(Professional Elective)

Subject Code	15EE834	IA Marks	20
Number of Lecture Hours/Week	03	Exam Hours	03
Total Number of Lecture Hours	40	Exam Marks	80

Credits - 03

Course objectives:

- To discuss the disturbances that may occur in a power system and the impact of them on its viable operation.
- To give the definitions, concepts and standard terminology used in the literature on emergency control and to discuss the effect of system structure on the form of emergency control.
- To discuss the structure, function and alternatives for main transmission.
- To discuss standards of security and quality of supply in planning and operation,timescales and tasks in system operation and control.
- To discuss SCADA facilities - functions, structure, performance criteria, data and human - computer interface.
- To discuss energy management systems, communications, telemetry, telecommand and distributed generation.
- To discuss factors affecting the onset, severity and propagation of a disturbance, measures to minimize the risk.
- To discuss weather related disturbances that can occur in the power systems and aids to the restoration process and problems which hinder restoration.
- To discuss different simulators that can be used in training.
- To discuss facilities and characteristics for emergency control, qualitative and quantitative benefits of emergency control and emergency control in the future. ■

Module-1		**Teaching Hours**
Disturbances in Power Systems and their Effects: Sudden Disturbance, Predictable Disturbances, Forms of System Failure, Analysis Techniques, Trends in the Development of Analytical Techniques. **Some General Aspects of Emergency Control:** Definitions and Concepts used in Emergency Control, Some Standard Terminology, The Effects of Various Types of Fault or Disturbance on System Performance, Typical Pattern of the Development of a Sudden Disturbance, Conceptual Forms of Emergency Control, Effect of System Structure on the Need for and Implementation of Emergency Control, Design Criteria for Emergency Control Facilities.■		**08**
Revised Bloom's Taxonomy Level	L_1 – Remembering, L_2 – Understanding, L_3 – Applying.	
Module-2		
The Power System and its Operational and Control Infrastructure: Structure, The Functions of Interconnection, The Alternatives for Main Transmission, Security and Quality of Supply in Planning and Operation, Timescales in System Operation and Control, SCADA, Energy Management Systems, Communications and Telemetry,Telecommand, Distributed Generation, Flexible AC Transmission Systems (FACTS).■		**08**
Revised Bloom's Taxonomy Level	L_1 – Remembering, L_2 – Understanding, L_3 – Applying, L_4 – Analysing.	
Module-3		
Measures to Minimize the Impact of Disturbances: Factors in Onset, Severity and Propagation of a Disturbance, Measures in the Planning Timescale to Minimize the Risk of a Disturbance, Measures in the Operational Timescale to Minimize the Risk and Impact of a Disturbance, Special Protection Schemes, Reduction in the Spread of Disturbances, Measures to Minimize the Impact of Predictable Disturbances, An Approach to Managing Resources, The Control Centre.■		**08**
Revised Bloom's Taxonomy Level	L_1 – Remembering, L_2 – Understanding, L_3 – Applying, L_4 – Analysing.	
Module-4		
The Natural Environment - Some Disturbances Reviewed: Introduction, Useful Sources of Information, Extreme Environmental Conditions, Noteworthy Disturbances,Incidents.		**08**

B.E ELECTRICAL AND ELECTRONICS ENGINEERING(EEE)
CHOICE BASED CREDIT SYSTEM (CBCS)
SEMESTER - VIII

15EE834 POWER SYSTEM IN EMERGENCIES(Professional Elective) (continued)

Module-4 (continued)		**Teaching Hours**
Restoration: Introduction, The Range of Disturbed System Conditions, Some General Issues in Restoration, Recovery from an Abnormal Operating Situation, Local Islanding or Localized Loss of Demand, The 'Black Start' Situation,Strategies for Restoration of the Whole System, Aides in Restoration Process, Problems Found in Restoration, Analysis, Simulation and Modelling in Blackstart, Restoration from a Foreseen Disturbance. **Training and Simulators for Emergency Control:** Introduction, Training in General, The Need for Operator Training, The Content of Training, Forms of Training, Training Simulators, The Use of Dispatch Training Simulators in Practice.■		
Revised Bloom's Taxonomy Level	L_1 – Remembering, L_2 – Understanding.	
Module-5		
Plant Characteristics and Control Facilities for Emergency Control and Benefits to be Obtained: Introduction, The Characteristics and Facilities Required for Emergency Control, The System and Demand, System Control Costs for Emergencies, Indirect Costs, The Benefits of Emergency Control, Quantitative Aspects,Is Emergency Control Worthwhile? **Systems and Emergency Control in the Future:** Introduction, Changes in Organization, Restructuring, Unbundling and Emergency Control, Facilities for Emergency Control in the Future, Superconductivity, Contingency Planning and Crisis.■		**08**
Revised Bloom's Taxonomy Level	L_1 – Remembering, L_2 – Understanding.	

Course outcomes:

At the end of the course the student will be able to:

- Explain disturbances that may occur in a power system and the impact of them on its operation.
- Give the definitions, concepts and standard terminology used in the literature on emergency control and discuss the effect of system structure on the form of emergency control
- Discuss the structure, function and alternatives for main transmission
- To discuss standards of security and quality of supply in planning and operation,timescales, tasks in system operation and control, SCADA facilities - functions, structure, performance criteria, data and human - computer interface
- To discuss energy management systems, communications, telemetry, telecommand and distributed generation.
- To discuss factors affecting the onset, severity and propagation of a disturbance, measures to minimize the risk
- To discuss weather related disturbances that can occur in the power systems and aids to the restoration process and problems which hinder restoration
- To discuss different simulators used in training, facilities and characteristics for emergency control, and benefits of emergency control and emergency control in the future. ■

Graduate Attributes (As per NBA)

Engineering Knowledge, Problem Analysis, Design/ Development of Solutions,Conduct investigations of complex problems, Modern Tool Usage, The Engineer and Society, Ethics, Individual and Team Work, Communication,Project Management and Finance, Life-long Learning.

Question paper pattern:

- The question paper will have ten questions.
- Each full question is for 16 marks.
- There will be 2full questions (with a maximum of four sub questions in one full question) from each module.
- Each full question with sub questions will cover the contents under a module.
- Students will have to answer 5 full questions, selecting one full question from each module.■

Textbook

1	Power Systems in Emergencies: From Contingency Planning to Crisis Management	U. G. Knight	Wiley	1st Edition, 2001

B.E ELECTRICAL AND ELECTRONICS ENGINEERING (EEE)
CHOICE BASED CREDIT SYSTEM (CBCS)
SEMESTER - VIII

INTERNSHIP / PROFESSIONAL PRACTICE

Subject Code	15EE84	IA Marks	50
Number of Practical Hours/Week	--	Exam Hours	--
Total Number of Practical Hours	--	Exam Marks	50

Credits - 02

Course objectives:

Internship/Professional practice provide students the opportunity of hands-on experience that include personal training, time and stress management, interactive skills, presentations, budgeting, marketing, liability and risk management, paperwork, equipment ordering, maintenance, responding to emergencies etc. The objective are further,

- To put theory into practice.
- To expand thinking and broaden the knowledge and skills acquired through course work in the field.
- To relate to, interact with, and learn from current professionals in the field.
- To gain a greater understanding of the duties and responsibilities of a professional.
- To understand and adhere to professional standards in the field.
- To gain insight to professional communication including meetings, memos, reading, writing, public speaking, research, client interaction, input of ideas, and confidentiality.
- To identify personal strengths and weaknesses.
- To develop the initiative and motivation to be a self-starter and work independently. ■

Internship/Professional practice: Students under the guidance ofinternal guide/s and external guide shall take part in all the activities regularly to acquire as much knowledge as possible without causing any inconvenience at the place of internship.

Seminar: Each student, is required to

- Present the seminar on the internship orally and/or through power point slides.
- Answer the queries and involve in debate/discussion.
- Submit the report duly certified by the external guide.

The participants shall take part in discussion to foster friendly and stimulating environment in which the students are motivated to reach high standards and become self-confident. ■

Revised Bloom's Taxonomy Level	L_3 – Applying, L_4 – Analysing, L_5 – Evaluating, L_6 – Creating

Course outcomes:

At the end of the course the student will be able to:

- Gain practical experience within industry in which the internship is done.
- Acquire knowledge of the industry in which the internship is done.
- Apply knowledge and skills learned to classroom work.
- Develop a greater understanding about career options while more clearly defining personal career goals.
- Experience the activities and functions of professionals.
- Develop and refine oral and written communication skills.
- Identify areas for future knowledge and skill development.
- Expand intellectual capacity, credibility, judgment, intuition.
- Acquire the knowledge of administration, marketing, finance and economics. ■

Graduate Attributes (As per NBA):

Engineering Knowledge, Problem Analysis, Design / development of solutions, Conduct investigations of complex Problems, Modern Tool Usage, Engineers and society, Environment and sustainability, Ethics, Individual and Team work, Communication.

B.E ELECTRICAL AND ELECTRONICS ENGINEERING (EEE)
CHOICE BASED CREDIT SYSTEM (CBCS)
SEMESTER - VIII

15EE84INTERNSHIP / PROFESSIONAL PRACTICE(continued)

Continuous Internal Evaluation

CIE marks for the Internship/Professional practicereport (25 marks)and seminar (25 marks) shall be awarded (based on the quality of report and presentation skill, participation in the question and answer session by the student) by the committee constituted for the purpose by the Head of the Department. The committee shall consist of three faculty from the department with the senior most acting as the Chairman. ■

Semester End Examination

SEE marks for the project report (25 marks)and seminar (25 marks) shall be awarded (based on the quality of report and presentation skill, participation in the question and answer session) by the examiners appointed by the University.■

B.E ELECTRICAL AND ELECTRONICS ENGINEERING (EEE)
CHOICE BASED CREDIT SYSTEM (CBCS)
SEMESTER - VIII

PROJECT WORK PHASE -II

Subject Code	15EEP85	IA Marks	100
Number of Practical Hours/Week	--	Exam Hours	--
Total Number of Practical Hours	--	Exam Marks	100

Credits - 06

Course objectives:

- To support independent learning.
- To guide to select and utilize adequate information from varied resources maintaining ethics.
- To guide to organize the work in the appropriate manner and present information (acknowledging the sources) clearly.
- To develop interactive, communication, organisation, time management, and presentation skills.
- To impart flexibility and adaptability.
- To inspire independent and team working.
- To expand intellectual capacity, credibility, judgement, intuition.
- To adhere to punctuality, setting and meeting deadlines.
- To instil responsibilities to oneself and others.
- To train students to present the topic of project work in a seminar without any fear, face audience confidently, enhance communication skill, involve in group discussion to present and exchange ideas. ■

Project Work Phase - II: Each student of the project batch shall involve in carrying out the project work jointly in constant consultation with internal guide, co-guide, and external guide and prepare the project report as per the norms avoiding plagiarism.

Revised Bloom's Taxonomy Level	L_3 – Applying, L_4 – Analysing, L_5 – Evaluating, L_6 – Creating

Course outcomes:

At the end of the course the student will be able to:

- Present the project and be able to defend it.
- Make links across different areas of knowledge and to generate, develop and evaluate ideas and information so as to apply these skills to the project task.
- Habituated to critical thinking and use problem solving skills
- Communicate effectively and to present ideas clearly and coherently in both the written and oral forms.
- Work in a team to achieve common goal.
- Learn on their own, reflect on their learning and take appropriate actions to improve it. ■

Graduate Attributes (As per NBA):
Engineering Knowledge, Problem Analysis, Design / development of solutions, Conduct investigations of complex Problems, Modern Tool Usage, Engineers and society, Environment and sustainability, Ethics, Individual and Team work, Communication.

Evaluation Procedure:
The Internal marks evaluation shall be based on project report and presentation of the same in a seminar.
Project Report:50 marks. The basis for awarding the marks shall be the involvement of individual student of the project batch in carrying the project and preparation of project report. To be awarded by the internal guide in consultation with external guide if any.
Project Presentation:50 marks. Each student of the project batch shall present the topic of Project Work Phase - II orally and/or through power point slides.
The Project Presentation marks of the Project Work Phase -II shall be awarded by the committee constituted for the purpose by the Head of the Department. The committee shall consist of three faculty from the department with the senior most acting as the Chairman.
The student shall be evaluated based on:
Presentation skill for 30 marks and ability in the Question and Answer session for 20 marks.■

Semester End Examination
SEE marks for the project (100 marks)shall be awarded (based on the quality of report and presentation skill, participation in the question and answer session) as per the University norms by the examiners appointed VTU.■

B.E ELECTRICAL AND ELECTRONICS ENGINEERING (EEE)
CHOICE BASED CREDIT SYSTEM (CBCS)
SEMESTER - VIII

SEMINAR

Subject Code	15EES86	IA Marks	100
Number of Practical Hours/Week	--	Exam Hours	--
Total Number of Practical Hours	--	Exam Marks	--

Credits - 01

Course objectives:

The objective of the seminar is to inculcate self-learning, face audience confidently, enhance communication skill, involve in group discussion and present and exchange ideas.

Each student, under the guidance of a Faculty, is required to

Choose, preferably, a recent topic of his/her interest relevant to the Course of Specialization.

- Carryout literature survey, organize the Course topics in a systematic order.
- Prepare the report with own sentences.
- Type the matter to acquaint with the use of Micro-soft equation and drawing tools or any such facilities.
- Present the seminar topic orally and/or through power point slides.
- Answer the queries and involve in debate/discussion.
- Submit typed report with a list of references.

The participants shall take part in discussion to foster friendly and stimulating environment in which the students are motivated to reach high standards and become self-confident. ■

Revised Bloom's Taxonomy Level	L_3 – Applying, L_4 – Analysing, L_5 – Evaluating, L_6 – Creating

Course outcomes:

At the end of the course the student will be able to:

- Attain, use and develop knowledge in the field of electrical and electronics engineering and other disciplines through independent learning and collaborative study.
- Identify, understand and discuss current, real-time issues
- Improve oral and written communication skills
- Explore an appreciation of the self in relation to its larger diverse social and academic contexts.
- Apply principles of ethics and respect in interaction with others.■

Graduate Attributes (As per NBA):

Engineering Knowledge, Problem Analysis, Design / development of solutions, Conduct investigations of complex Problems, Modern Tool Usage, Engineers and society, Environment and sustainability, Ethics, Individual and Team work, Communication.

Evaluation Procedure:

The CIE marks for the seminar shall be awarded (based on the relevance of the topic, presentation skill, participation in the question and answer session and quality of report) by the committee constituted for the purpose by the Head of the Department. The committee shall consist of three faculties from the department with the senior most acting as the Chairman.

Marks distribution for internal assessment of the course 15EES86 seminar:

Seminar Report: 30 marks

Presentation skill:50 marks

Question and Answer:20 marks.■

VISVESVARAYA TECHNOLOGICAL UNIVERSITY, BELGAUM
CHOICE BASED CREDIT SYSTEM (CBCS)
SCHEME OF TEACHING AND EXAMINATION 2015-2016

I SEMESTER B.E./B.TECH.

CHEMISTRY GROUP

Sl. No.	Subject Code	Subject		Teaching Department	Board	Theory /Lab/ Drawing (Hrs/ Week)	Examination Marks			Credits
							Th./Pr.	I.A.	Total	
1	15MAT11	Engineering Maths-I	BS	Maths	Basic Sc.	4 (T)	80	20	100	4
2	15CHE12	Engineering Chemistry	BS	Chemistry	Basic Sc.	4 (T)	80	20	100	4
3	15PCD13	Programming in C & Data Structures	ES	Any Engineering Department	CSE	4 (T)	80	20	100	4
4	15CED14	Computer Aided Engineering Drawing	ES	Mech./IP/Auto/ Mfg.Engg./ IEM	Mech. Engg.	6 (2I+ 4P)	80	20	100	4
5	15ELN15	Basic Electronics	ES	E & C / E & E / TC / IT	E & C	4 (T)	80	20	100	4
6	15CPL16	Computer Programming Lab	ES	Any Engineering Department	CSE	3(2 hrs lab+ 1 hr Tutorial)	80	20	100	2
7	15CHEL17	Engg. Chemistry Lab	BS	Chemistry	Basic Sci.	3(2 hrs lab+ 1 hr Tutorial)	80	20	100	2
8	15CIV18	Environmental Studies	MNC	Civil / Environmental	Civil	2 (Tutorial)	40	10	50	--
9		Language (Eng.)	Mandatory Learning	Humanities		1 (T)	-	-	-	--
					Total	31	600	150	750	24

Note: The Subjects Kannada and English are Audit Courses

VISVESVARAYA TECHNOLOGICAL UNIVERSITY, BELGAUM
CHOICE BASED CREDIT SYSTEM (CBCS)
SCHEME OF TEACHING AND EXAMINATION 2015-2016

II SEMESTER B.E./B.TECH.

CHEMISTRY GROUP

Sl. No.	Subject Code	Subject		Teaching Department	Board	Theory /Lab/ Drawing (Hrs/ Week)	Examination Marks			Credits
							Th./Pr.	I.A.	Total	
1	15MAT21	Engineering Maths-II	BS	Maths	Basic Sc.	4 (T)	80	20	100	4
2	15CHE22	Engineering Chemistry	BS	Chemistry	Basic Sc.	4 (T)	80	20	100	4
3	15PCD23	Programming in C & Data Structures	ES	Any Engineering Department	CSE	4 (T)	80	20	100	4
4	15CED24	Computer Aided Engineering Drawing	ES	Mech./IP/Auto/ Mfg.Engg./ IEM	Mech. Engg.	6 (2I+ 4P)	80	20	100	4
5	15ELN25	Basic Electronics	ES	E & C / E & E / TC / IT	E & C	4 (T)	80	20	100	4
6	15CPL26	Computer Programming Lab	ES	Any Engineering Department	CSE	3(2 hrs lab+ 1 hr Tutorial)	80	20	100	2
7	15CHEL27	Engg. Chemistry Lab	BS	Chemistry	Basic Sc.	3(2 hrs lab+ 1 hr Tutorial)	80	20	100	2
8	15CIV28	Environmental Studies	MNC	Civil / Environmental	Civil	2 (Tutorial)	40	10	50	--
9		Language (Eng.)	Mandatory Learning	Humanities		1 (T)	-	-	-	--
					Total	31	600	150	750	24

Note: The Subjects Kannada and English are Audit Courses

BASIC ELECTRICAL ENGINEERING

[As per Choice Based Credit System (CBCS) scheme]
(Effective from the academic year 2015 -2016)
SEMESTER - I/II

Subject Code	15ELE15/15ELE25	IA Marks	20
Number of Lecture Hours/Week	04	Exam Marks	80
Total Number of Lecture Hours	50	Exam Hours	03

Credits - 04

Course objectives:

- Impart a basic knowledge of electrical quantities such as current, voltage, power, energy and frequency to understand the impact of technology in a global and societal context.
- Provide working knowledge for the analysis of basic DC and AC circuits used in electrical and electronic devices.
- Develop selection skill to identify the type of generators or motors required for particular application.
- Highlight the importance of transformers in transmission and distribution of electric power.
- Emphasize the effects of electric shock and precautionary measures.
- Improve the ability to function on multi-disciplinary teams.

Module -1	**Teaching Hours**
D C circuits: Ohm's Law and Kirchhoff's Laws, analysis of series, parallel and series- parallel circuits excited by independent voltage sources. Power and Energy. Illustrative examples.	**5 Hours**
Electromagnetism: Review of field around a conductor and coil, magnetic flux and flux density, magnetomotive force and magnetic field intensity, reluctance and permeability, definition of magnetic circuit and basic analogy between electric and magnetic circuits. (These topics are not to be considered for setting the examination questions). **Electromagnetic induction:** Definition of Electromagnetic Induction, Faradays Laws, Fleming's right hand rule, Lenz's Law, Statically and dynamically induced emf. Self-inductance, mutual inductance and coefficient of coupling. Energy stored in magnetic field. Illustrative examples. Force on current carrying conductor placed in a magnetic field, Fleming's left hand rule.	**5Hours**

Module -2	
DC Machines: Working principle of DC machine as a generator and a motor. Types and constructional features. Types of armature windings, Emf equation of generator, relation between induced emf and terminal voltage with a mention of brush contact drop and drop due to armature reaction. Illustrative examples, neglecting armature reaction. Operation of DC motor, back emf, torque equation. Types of DC motors, characteristics and applications. Significance of back emf. Necessity of a starter for DC motor. Illustrative examples on back emf and torque.	**7 Hours**
Measuring Instruments: Construction and Principle of operation of dynamometer type wattmeterand single phase induction type energy meter.	**3 Hours**
Module - 3	
Single-phase AC circuits: Generation of sinusoidal voltage, frequency of generated voltage, definition and numerical values of average value, root mean square value, form factor and peak factor of sinusoidally varying quantities, phasor representation of alternating quantities. Analysis, with phasor diagrams, of R, L, C, R-L, R-C and R-L-C circuits and, parallel and series- parallel circuits. Real power, reactive power, apparent power and power factor. Illustrative examples.	**7 Hours**
Domestic wiring: Service mains, meter board and distribution board. Brief discussion on concealed conduit wiring. Two-way and three-way control. Elementary discussion on Circuit protective devices: fuse and Miniature Circuit Breaker (MCB's). Electric shock, precautions against shock, Objectives of Earthing, types of earthing; pipe and plate earthing, Residual current circuit breaker (RCCB).	**3 Hours**
Module-4	
Three Phase Circuits: Necessity and advantages of three phase systems, generation of three phase power. Definition of Phase sequence, balanced supply and balanced load. Relationship between line and phase values of balanced star and delta connections. Power in balanced three-phase circuits, measurement of power by two-wattmeter method. Determination power factor using wattmeter readings. Illustrative examples.	**6 Hours**

Three PhaseSynchronous Generators: Principle of operation, Types and constructional features, Advantages of rotating field type alternator, Synchronous speed, Frequency of generated voltage, Emf equation. Concept of winding factor (excluding the derivation of distribution and pitch factors). Illustrative examples on calculation of distribution factor, pitch factor and emf equation.	**4 Hours**
Module-5	
Single Phase Transformers: Necessity of transformer, Principle of operation and construction of single-phase transformers (core and shell types). Emf equation, losses, variation losses with respect to load, efficiency, Condition for maximum efficiency, Voltage regulation and its significance (Open Circuit and Short circuit tests, equivalent circuit and phasor diagrams are excluded). Illustrative problems on emf equation and efficiency only.	**6 Hours**
Three Phase Induction Motors: Principle of operation, Concept and production of rotating magnetic field, Synchronous speed, rotor speed, Slip, Frequency of the rotor induced emf, Types and Constructional features. Slip and its significance. Applications of squirrel - cage and slip - ring motors. Necessity of a starter, starting of motor using stars-delta starter. Illustrative examples on slip calculations.	**4 Hours**
Course outcomes: After the completion of the course, the student should be able • To predict the behaviour of electrical and magnetic circuits. • Select the type of generator / motor required for a particular application. • Realize the requirement of transformers in transmission and distribution of electric power and other applications. • Practice Electrical Safety Rules & standards. • To function on multi-disciplinary teams.	
Question paper pattern: • The question paper will have ten questions. • Each full Question consisting of 16 marks • There will be **2** full questions(with a **maximum** of **four** sub questions) from	

each module.

- Each full question will have sub questions covering all the topics under a module.
- The students will have to answer **5** full questions, selecting one full question from each module.

Text Books				
1	Basic Electrical Engineering	D. C. Kulshreshtha	TMH	1st Edition, Revised
2	Electrical Technology	Edward Hughes	Pearson	10th Edition, 2014
	ReferenceBooks			
3	Fundamentals of Electrical Engineering	Rajendra Prasad	PHI	Third Edition 2014
4	Basic Electrical Engineering	AbhijitChakrabarti, Chandan Kumar Chanda, Sudiptanath	TMH,	1st Edition 2010
5	Fundamentals of Electrical Engineering and Electronics	B. L. Theraja	S. Chand & Company Ltd	Reprint Edition 2013

BASIC ELECTRONICS

[As per Choice Based Credit System (CBCS) scheme]
(Effective from the academic year 2015 -2016)
SEMESTER - I/II

Subject Code	15ELN15 / 15ELN25	IA Marks	20
Number of Lecture Hours/Week	04	Exam Marks	80
Total Number of Lecture Hours	50	Exam Hours	03

CREDITS - 04

Course objectives:
The course objective is to make students of all the branches of Engineering to understand the efficacy of Electronic principles which are pervasive in engineering applications

Module -1	**Teaching Hours**
Semiconductor Diodes and Applications (Text-1)**:** p-n junction diode, Characteristics and Parameters, Diode approximations, DC load line analysis, Half-wave rectifier, Two-diode Full-wave rectifier, Bridge rectifier, Capacitor filter circuit (only qualitative approch), Zener diode voltage regulators: Regulator circuit with no load, Loaded Regulator. Numerical examples as applicable.	**06 Hours**
Bipolar Junction Transistors: BJT operation, BJT Voltages and Currents, BJT amplification, Common Base, Common Emitter and Common Collector Characteristics, Numerical examples as applicable.	**04 Hours**
Module -2	
BJT Biasing (Text-1): DC Load line and Bias Point, Base Bias, Voltage divider Bias, Numerical examples as applicable.	**04 Hours**
Introduction to Operational Amplifiers (Text-2)**:** Ideal OPAMP, Inverting and Non Inverting OPAMP circuits, OPAMP applications: voltage follower, addition, subtraction, integration, differentiation; Numerical examples as applicable.	**06 Hours**

Module – 3	
Digital Electronics (Text-2): Introduction, Switching and Logic Levels, Digital Waveform (Sections 9.1to 9.3). Number Systems: Decimal Number System, Binary Number System, Converting Decimal to Binary, Hexadecimal Number System: Converting Binary to Hexadecimal, Hexadecimal to Binary, Converting Hexadecimal to Decimal, Converting Decimal to Hexadecimal, Octal Numbers: Binary to Octal Conversion. Complement of Binary Numbers. Boolean Algebra Theorems, De Morgan's theorem. Digital Circuits: Logic gates, NOT Gate, AND Gate, OR Gate, XOR Gate, NAND Gate, NOR Gate, X-NOR Gate. Algebraic Simplification, NAND and NOR Implementation (Sections 11.7 and 11.8): NAND Implementation, NOR Implementation. Half adder, Full adder.	**10 Hours**
Module-4	
Flip-Flops (Text-2)**:** Introduction to Flip-Flops (Section 12.1), NAND Gate Latch/ NOR Gate Latch, RS Flip-Flop, Gated Flip-Flops: Clocked RS Flip-Flop (Sections 12.3 to 12.5). **Microcontrollers** (Ref.1)**:** Introduction to Microcontrollers, 8051 Microcontroller Architecture and an example of Microcontroller based stepper motor control system (only Block Diagram approach).	**05 Hours** **05 Hours**
Module-5	
Communication Systems (Text-2): Introduction, Elements of Communication Systems, Modulation: Amplitude Modulation, Spectrum Power, AM Detection (Demodulation), Frequency and Phase Modulation. Amplitude and Frequency Modulation: A comparison. **Transducers (**Text-2)**:** Introduction, Passive Electrical Transducers, Resistive Transducers, Resistance Thermometers, Thermistor. Linear Variable Differential Transformer (LVDT). Active Electrical Transducers, Piezoelectric Transducer, Photoelectric Transducer.	**06 Hours** **04 Hours**

Course outcomes:

After studying this course, students will be able to:

- Appreciate the significance of electronics in different applications,
- Understand the applications of diode in rectifiers, filter circuits and wave shaping,
- Apply the concept of diode in rectifiers, filters circuits
- Design simple circuits like amplifiers (inverting and non inverting), comparators, adders, integrator and differentiator using OPAMPS,
- Compile the different building blocks in digital electronics using logic gates and implement simple logic function using basic universal gates, and
- Understand the functioning of a communication system, and different modulation technologies, and
- Understand the basic principles of different types of Transuducers.

Question paper pattern:

- The question paper will have ten questions.
- Each full Question consisting of 16 marks
- There will be **2** full questions(with a **maximum** of **four** sub questions) from each module.
- Each full question will have sub questions covering all the topics under a module.
- The students will have to answer **5** full questions, selecting one full question from each module.

Text Books:

1. David A. Bell, **"Electronic Devices and Circuits"**, Oxford University Press, 5th Edition, 2008.
2. D.P. Kothari, I. J. Nagrath, **"Basic Electronics"**, McGraw Hill Education (India) Private Limited, 2014.

Reference Books: MuhammadAli Mazidi, **"The 8051 Microcontroller and Embedded. Systems. Using Assembly and C."** Second Edition, 2011, Pearson India.

COMPUTER AIDED ENGINEERING DRAWING

[As per Choice Based Credit System (CBCS) scheme]

(Effective from the academic year 2015 -2016)

SEMESTER - I/II

Subject Code	15CED14/15CED24	IA Marks	20
Number of Lecture Hours/Week	6 (2T + 4L)	Exam Marks	80
Total Number of Lecture Hours	84	Exam Hours	03

CREDITS - 04

Course objectives:

Engineering drawing is an important tool for all Engineers and for many others professionals. It is the language of Engineers. Engineering Drawing communicates all needed information from the engineer who designed a part to the workers who will manufacture it.

The aim of the subject is to equip students with the fundamentals of Computer Aided Engineering Drawing and to further the ability to communicate information by graphical means.

Module -1	**Teaching Hours**

Introduction to Computer Aided Sketching Introduction, Drawing Instruments and their uses, BIS conventions, Lettering, Dimensioning and free hand practicing. Computer screen, layout of the software, standard tool bar/menus and description of most commonly used tool bars, navigational tools. Co-ordinate system and reference planes. of HP, VP, RPP & LPP. of 2D/3D environment. Selection of drawing size and scale. Commands and creation of Lines, Co-ordinate points, axes, poly-lines, square, rectangle, polygons, splines, circles, ellipse, text, move, copy, off-set, mirror, rotate, trim, extend, break, chamfer, fillet, curves, constraints viz. tangency, parallelism, inclination and perpendicularity. Dimensioning, line conventions, material conventions and lettering.	**06 Hours**
Module -2	**Teaching Hours**
Orthographic projections Introduction, Definitions - Planes of projection, reference line and conventions employed, Projections of points in all the four quadrants, Projections of straight lines (located in First quadrant/first angle only), True and apparent lengths, True and apparent inclinations to reference planes (No application problems). Orthographic Projections of Plane Surfaces (First Angle Projection Only) Introduction, Definitions–projections of plane surfaces–triangle, square, rectangle, rhombus, pentagon, hexagon and circle, planes in different positions by change of position method only (No problems on punched plates and composite plates).	**20Hours**
Module-3	

Projections of Solids (First angle Projection only) Introduction, Definitions – Projections of right regular tetrahedron, hexahedron (cube), prisms, pyramids, cylinders and cones in different positions (No problems on octahedrons and combination solid).	**28 Hours**
Module-4	
Sections And Development of Lateral Surfaces of Solids Introduction, Section planes, Sections, Section views, Sectional views, Apparent shapes and True shapes of Sections of right regular prisms, pyramids, cylinders and cones resting with base on HP. (No problems on sections of solids) Development of lateral surfaces of above solids, their frustums and truncations. (No problems on lateral surfaces of trays, tetrahedrons, spheres and transition pieces).	**15Hours**
Module-5	
Isometric Projection (Using Isometric Scale Only) Introduction, Isometric scale, Isometric projection of simple plane figures, Isometric projection of tetrahedron, hexahedron(cube), right regular prisms, pyramids, cylinders, cones, spheres, cut spheres and combination of solids (Maximum of three solids).	15 Hours
Course outcomes: After studying this course, 1. Students will be able to demonstrate the usage of CAD software. 2. Students will be able to visualize and draw Orthographic projections, Sections of solids and Isometric views of solids. 3. Students are evaluated for their ability in applying various concepts to solve practical problems related to engineering drawing.	

Question paper pattern:

1. Module -1 is only for practice and Internal Assessment and not for examination.
2. Question paper for each batch of students will be sent online by VTU and has to be downloaded before the commencement of Examination of each batch. The answer sheets will have to be jointly evaluated by the Internal & External examiners.
3. A maximum of **THREE** questions will be set as per the following pattern *(No mixing of questions from different Modules).*

Q. No.	From Chapters	Marks Allotted
1	Module 2(Choice between (Points+Lines or Planes)	25
2	Module 3	30
3	Module 4 or Module 5	25
Total		80

Q. No.	Solutions and Sketching in the Graph Book	Computer Display and Printout	Total Marks
1	10	15	25
2	12	18	30
3	13	12	25
Total Marks	35	45	80

Students have to submit the computer printouts and the sketches drawn on the graph sheets at the end of the examination. Both Internal & External examiners have to jointly evaluate the solutions (sketches) and computer display & printouts of each student for 80 marks (35 marks for solutions & sketches + 45 marks for computer display and printouts) and submit the marks list along with the solution (sketches) on graph sheets & computer printouts in separate covers.

4. Each batch must consist of a minimum of 10 students and a maximum of 12 students.
5. Examination can be conducted in parallel batches, if necessary.

Text Books:

1) **Engineering Drawing** - N.D. Bhatt & V.M. Panchal, 48th edition, 2005- Charotar Publishing House, Gujarat.

2) "**Computer Aided Engineering Drawing**" by Dr. M H Annaiah, Dr C N Chandrappa and Dr B Sudheer Premkumar Fifth edition, New Age International Publishers.

Reference Books:

1) Computer Aided Engineering Drawing - S. Trymbaka Murthy, - I.K. International Publishing House Pvt. Ltd., New Delhi, 3rd revised edition- 2006.

2) Engineering Graphics - K.R. Gopalakrishna, 32nd edition, 2005- Subash Publishers Bangalore.

3) Fundamentals of Engineering Drawing with an Introduction to Interactive Computer Graphics for Design and Production- Luzadder Warren J., Duff John M., Eastern Economy Edition, 2005- Prentice-Hall of India Pvt. Ltd., New Delhi.

4) A Primer on Computer Aided Engineering Drawing-2006, Published by VTU, Belgaum.

COMPUTER PROGRAMMING LABORATORY
[As per Choice Based Credit System (CBCS) scheme]
(Effective from the academic year 2015 -2016)
SEMESTER - I/II

Laboratory Code	**15CPL 16 / 15CPL26**	IA Marks	20
Number of Lecture Hours/Week	01Hr Tutorial (Instructions) + 02 Hours Laboratory	Exam Marks	80
Total Number of Lecture Hours	48	Exam Hours	03

CREDITS - 02

Course objectives: To provide basic principles C programming language. To provide design & develop of C programming skills. To provide practical exposures like designing flowcharts, algorithms, how to debug programs etc**.**

Descriptions (if any):

Demonstration of Personal Computer and its Accessories: **Demonstration and Explanation on Disassembly and Assembly of a Personal Computer by the faculty-in-charge. Students have to prepare a write-up on the same and include it in the Lab record and evaluated.**

Laboratory Session-1: Write-up on Functional block diagram of Computer, CPU, Buses, Mother Board, Chip sets, Operating System & types of OS, Basics of Networking & Topology and NIC.

Laboratory Session-2: Write-up on RAM, SDRAM, FLASH memory, Hard disks, Optical media, CD-ROM/R/RW, DVDs, Flash drives, Keyboard, Mouse, Printers and Plotters. Introduction to flowchart, algorithm and pseudo code.

***Note: These* TWO Laboratory sessions** are used to fill the gap between theory classes and practical sessions. Both sessions are to be evaluated as lab experiments.

Laboratory Experiments:

Implement the following programs with WINDOWS / LINUX platform using appropriate C compiler.

1. Design and develop a flowchart or an algorithm that takes three coefficients (***a***, ***b***, and ***c***) of a Quadratic equation ($ax^2+bx+c=0$) as input and compute all possible roots. Implement a C program for the developed flowchart/algorithm and execute the same to output the possible roots for a given set of coefficients with appropriate messages.

2. Design and develop an algorithm to find the ***reverse*** of an integer number **NUM** and check whether it is PALINDROME or NOT. Implement a C program for the developed algorithm that takes an integer number as input and output the reverse of the same with suitable messages. Ex: Num: **2014**, Reverse: **4102**, Not a Palindrome

3. 3a. Design and develop a flowchart to find the square root of a given number ***N***. Implement a C program for the same and execute for all possible inputs with appropriate messages. Note: **Don't use library function *sqrt(n)*.**

   3b. Design and develop a C program to read a ***year*** as an input and find whether it is ***leap year*** or not. Also consider end of the centuries.

4. Design and develop an algorithm to evaluate polynomial $\mathbf{f(x) = a_4x^4 + a_3x^3 + a_2x^2 + a_1x + a_0}$, for a given value of ***x*** and its coefficients using Horner's method. Implement a C program for the same and execute the program with different set of values of coefficients and ***x.***

5. Draw the flowchart and Write a C Program to compute **Sin(x)** using Taylor series approximation given by $\mathbf{Sin(x) = x - (x^3/3!) + (x^5/5!) - (x^7/7!) + \ldots\ldots}$
   Compare your result with the built- in Library function. Print both the results with appropriate messages.

6. Develop an algorithm, implement and execute a C program that reads ***N*** integer numbers and arrange them in ascending order using ***Bubble Sort***.

7. Develop, implement and execute a C program that reads two matrices ***A*** (**m x n**) and ***B*** (**p x q**) and Compute product of matrices ***A*** and ***B***. Read matrix ***A*** and matrix ***B*** in row major order and in column major order respectively. Print both the input matrices and resultant matrix with suitable headings and output should be in matrix format only. Program must check the compatibility of orders of the matrices for multiplication. Report appropriate message in case of incompatibility.

8. Develop, implement and execute a C program to search a Name in a list of names using ***Binary searching*** Technique.

9. Write and execute a C program that

i. Implements string copy operation ***STRCOPY***(str1,str2) that copies a string *str1* to another string *str2* without using library function.

ii. Read a *sentence* and print frequency of vowels and total count of consonants.

10.

a. Design and develop a C function ***RightShift****(x ,n)* that takes two integers *x* and *n* as input and returns value of the integer *x* rotated to the right by *n* positions. Assume the integers are unsigned. Write a C program that invokes this function with different values for *x* and *n* and tabulate the results with suitable headings.

b. Design and develop a C function ***isprime***(num) that accepts an integer argument and returns 1 if the argument is prime, a 0 otherwise. Write a C program that invokes this function to generate prime numbers between the given range.

11. Draw the flowchart and write a ***recursive*** **C** function to find the factorial of a number, ***n*!**, defined by *fact*(*n*)=1, if *n*=0. Otherwise *fact*(*n*)=*n***fact*(*n*-1). Using this function, write a C program to compute the binomial coefficient ${}_nC_r$. Tabulate the results for different values of ***n*** and ***r*** with suitable messages.

12. Given two university information files "**studentname.txt**" and "**usn.txt**" that contains students Name and USN respectively. Write a C program to create a new file called "**output.txt**" and copy the content of files "studentname.txt" and "usn.txt" into output file in the sequence shown below . Display the contents of output file "output.txt" on to the screen.

Student Name	USN
Name 1	USN1
Name 2	USN2
….	….
….	….

Heading

13. Write a C program to maintain a record of **n** student details using an array of structures with four fields (Roll number, Name, Marks, and Grade). Assume appropriate data type for each field. Print the marks of the student, given the student name as input.

14. Write a C program using pointers to compute the sum, mean and standard deviation of all elements stored in an array of **n** real numbers.

Course outcomes:

- **Gaining Knowledge on various parts of a computer.**
- **Able to draw flowcharts and write algorithms**
- **Able design and development of C problem solving skills.**
- **Able design and develop modular programming skills.**
- **Able to trace and debug a program**

Conduction of Practical Examination:

1. All laboratory experiments (nos) are to be included for practical examination.
2. Students are allowed to pick one experiment from the lot.
3. Strictly follow the instructions as printed on the cover page of answer script for breakup of marks
4. **Change of experiment is allowed only once and 15% Marks allotted to the procedure part to be made zero.**

CONSTITUTION OF INDIA, PROFESSIONAL ETHICS & HUMAN RIGHTS

Subject Code	15CPH18/15CPH28	IA Marks	10
Number of Lecture Hours/Week	02	Exam Marks	40
Total Number of Lecture Hours	25	Exam Hours	02

Course objectives:

1. To provide basic information about Indian constitution.
2. To identify individual role and ethical responsibility towards society.
3. To understand human rights and its implications

Module 1

Introduction to the Constitution of India, The Making of the Constitution and Salient features of the Constitution. **2 Hours**

Preamble to the Indian Constitution Fundamental Rights & its limitations. **3 Hours**

Module 2

Directive Principles of State Policy & Relevance of Directive Principles State Policy Fundamental Duties. **2 Hours**

Union Executives – President, Prime Minister Parliament Supreme Court of India. **3 Hours**

Module 3

State Executives – Governor Chief Minister, State Legislature High Court of State. **2 Hours**

Electoral Process in India, Amendment Procedures, 42nd, 44th, 74th, 76th, 86th &91st Amendments. **3 Hours**

Module 4

Special Provision for SC & ST Special Provision for Women, Children & Backward Classes Emergency Provisions. Human Rights –Meaning and Definitions, Legislation Specific Themes in Human Rights- Working of National Human Rights Commission in India **3 Hours**

Powers and functions of Municipalities, Panchyats and Co - Operative Societies. **2 Hours**

Module 5

Scope & Aims of Engineering Ethics, Responsibility of Engineers Impediments to Responsibility. **2 Hours**

Risks, Safety and liability of Engineers, Honesty, Integrity & Reliability in Engineering. **3 Hours**

Course outcomes:

After study of the course, the students are able to

- Have general knowledge and legal literacy and thereby to take up competitive examinations
- Understand state and central policies, fundamental duties
- Understand Electoral Process, special provisions
- Understand powers and functions of Municipalities, Panchayats and Co-operative Societies, and
- Understand Engineering ethics and responsibilities of Engineers.
- Have an awareness about basic human rights in India

Text Books:

1. Durga Das Basu: **"Introduction to the Constitution on India",** (Students Edn.) Prentice –Hall EEE, 19th / 20th Edn., 2001
2. Charles E. Haries, Michael S Pritchard and Michael J. Robins **"Engineering Ethics"** Thompson Asia, 2003-08-05.

Reference Books:

1. M.V.Pylee, "An Introduction to Constitution of India", Vikas Publishing, 2002.
2. M.Govindarajan, S.Natarajan, V.S.Senthilkumar, **"Engineering Ethics",** Prentice –Hall of India Pvt. Ltd. New Delhi, 2004
3. Brij Kishore Sharma,**"Introduction to the Constitution of India"**, PHI Learning Pvt. Ltd., New Delhi, 2011.
4. Latest Publications of Indian Institute of Human Rights, New Delhi.

* * * * * *

ELEMENTS OF CIVIL ENGINEERING AND MECHANICS

[As per Choice Based Credit System (CBCS) scheme]
(Effective from the academic year 2015 -2016)
SEMESTER - I/II

Subject Code	15CIV13/23	IA Marks	20
Number of Lecture Hours/Week	04	Exam Marks	80
Total Number of Lecture Hours	50	Exam Hours	03

CREDITS - 04

COURSE OBJECTIVES:

The objectives of this course is to make students to learn basics of Civil Engineering concepts and infrastructure development, solve problems involving Forces, loads and Moments and know their applications in allied subjects. It is a pre-requisite for several courses involving Forces, Moments, Centroids, Moment of inertia and Kinematics.

Particulars	**Hours**
Module 1: Introduction to Civil Engineering &Engineering Mechanics	**10**
Introduction to Civil Engineering Scope of different fields of Civil Engineering - Surveying, Building Materials, Construction Technology, Geotechnical Engineering, Structural Engineering, Hydraulics, WaterResources and Irrigation Engineering, Transportation Engineering, Environmental Engineering.	01
Infrastructure: Types of infrastructure, Role of Civil Engineer in theInfrastructural Development, Effect of the infrastructural facilities onsocio-economic development of a country.	01
Roads: Classification of Roads and their functions, Comparison of Flexible and Rigid Pavements (Advantages and Limitations)	01

Bridges: Types of Bridges and Culverts, RCC, Steel and Composite Bridges	01
Dams: Different types of Dams based on Material, Structural behavior and functionality with simple sketches.	01
Introduction to Engineering Mechanics: Basic idealizations - Particle, Continuum and Rigid body; Newton's laws Force and its characteristics, types of forces-Gravity, Lateral and its distribution on surfaces, Classification of force systems, Principle of physical independence, superposition, transmissibility of forces, , Introduction to SI units. Couple, Moment of a couple, Characteristics of couple, Moment of a force, Equivalent force - Couple system; Numerical problems on moment of forces and couples, on equivalent force - couple system.	02 03
Module 2: Analysis of Concurrent Force Systems	**10**
Concepts: Resultants and Equilibrium Composition of forces - Definition of Resultant; Composition of coplanar -concurrent force system, Parallelogram Law of forces, Principle of resolved parts;	03
Numerical problems on composition of coplanar concurrent force systems. Equilibrium of forces - Definition of Equilibrant; Conditions of static equilibrium for different force systems, Lami's theorem; Numerical problems on equilibrium of coplanar – concurrent and non-concurrent force systems.	03
Application- Static Friction in rigid bodies in contact Types of friction, Laws of static friction, Limiting friction, Angle of friction, angle of repose; Impending motion on horizontal and inclined planes; Numerical Problems on single and two blocks on inclined planes	02 02

Module - 3 Analysis of Non-Concurrent Force Systems	**10**
Concepts: Resultants and Equilibrium Composition of coplanar - non-concurrent force system, Varignon's principle of moments; Numerical problems on composition of coplanar non-concurrent Force system.	05
Application-Support Reaction in beams Types of Loads and Supports, statically determinate beams, Numerical problems onsupport reactions for statically determinate beams with Point load (Normal and inclined) and uniformly distributed and uniformly varying loads and Moments.	05
Module 4 Centroids and Moments of Inertia of Engineering Sections:	**10**
Centroids Introduction to the concept, centroid of line and area, centroid of basic geometrical figures, computing centroid for– T, L, I, Z and full/quadrant circular sections and their built up sections. Numerical problems **Moment of Inertia** Introduction to the concept, Radius of gyration, Parallel axis theorem, Perpendicular axis theorem, Moment of Inertia of basic planar figures, computing moment of Inertia for – T, L, I, Z and full/quadrant circular sections and their built up sections. Numerical problems	05 05
Module 5: Kinematics	**10**
Concepts and Applications Definitions – Displacement – Average velocity – Instantaneous velocity – Speed – Acceleration - Average acceleration – Variable acceleration – Acceleration due to gravity – Newton's Laws of Motion.	02
Rectilinear Motion–Numerical problems.	02
Curvilinear Motion – Super elevation – ProjectileMotion – Relative motion – Numerical problems.	03
Motion under gravity – Numerical problems.	03
COURSE OUTCOMES After a successful completion of the course, the student will be able to:	

1. Know basics of Civil Engineering, its scope of study, knowledge about Roads, Bridges and Dams;
2. Comprehend the action of Forces, Moments and other loads on systems of rigid bodies;
3. Compute the reactive forces and the effects that develop as a result of the external loads;
4. Locate the Centroid and compute the Moment of Inertia of regular cross-sections.
5. Express the relationship between the motion of bodies and
6. Equipped to pursue studies in allied courses in Mechanics.

Question Paper Pattern:

- 10 Questions are to be set such that 2 questions are selected from each module.
- 2 Questions are to be set under respective modules.
- Intra module questions are to be set such that the questions should cover the entire module and further, should be answerable for the set marks.
- Each question should be set for 16 marks (Preferably 8 marks each)
- Not more than 3 sub questions are to be set under any main question
- Students should answer 5 full questions selecting at least 1 from each module.

TEXT BOOKS

1. Elements of Civil Engineering and Engineering Mechanics by M.N. Shesha Prakash and Ganesh. B. Mogaveer, PHI Learning, 3rd Revised edition (2014)
2. Engineering Mechanics-Statics and Dynamics by A Nelson, Tata McGraw Hill Education Private Ltd, New Delhi, 2009.
3. Elements of Civil Engineering (IV Edition) by S.S. Bhavikatti, New Age International Publisher, New Delhi, 3rd edition 2009.

REFERENCES

1. Engineering Mechanics by S.Timoshenko,D.H.Young, and J.V.Rao, TATA McGraw-Hill Book Company, New Delhi
2. Beer FP and Johnson ER, **"Mechanics for Engineers- Dynamics and Statics"**- 3rd SI Metric edition, Tata McGraw Hill. - 2008
3. Shames IH, **"Engineering Mechanics – Statics & Dynamics"**- PHI – 2009

ELEMENTS OF MECHANICAL ENGINEERING

[As per Choice Based Credit System (CBCS) scheme]
(Effective from the academic year 2015 -2016)
SEMESTER - I/II

Subject Code	15EME14/15EME24	IA Marks	20
Number of Lecture Hours/Week	04	Exam Marks	80
Total Number of Lecture Hours	50	Exam Hours	03

CREDITS - 04

Course objectives:

Students belonging to all branches of Engineering are made to learn certain fundamental topics related to mechanical engineering so that they will have a minimum understanding of mechanical systems, equipment and process.

Module -1	**Teaching Hours**
Energy Resources : Non-renewable and renewable energy resources, **Petroleum based** solid, liquid and gaseous fuels, Calorific values of fuels, Combustion and combustion products of fuels, **Solar Power :** Solar Radiation, Solar constant (definition only), Solar Thermal energy harvesting, ex: liquid flat plate collectors, solar ponds (principle of operation only), Solar photovoltaic principle.**WindPower :**principle of operation of a typical windmill. **Hydro Power :**Principles of electric power generation from hydropowerplants, **Nuclear Power :** Principles of Nuclear power plants, **Bio Fuels :** introduction to bio fuels, examples of various biofuels used in engineering applications, Comparison of biofuels with petroleum fuels in terms of calorific value and emission. **Steam Formation and Properties :** Classification of boilers, Lancashire boiler, Babcock and Wilcox boiler, boiler mountings and accessories (No sketches for mountings and accessories), wet steam, saturated and superheated steam, specific volume, enthalpy andinternal energy. (No numerical problems in this module)	**10 Hours**

Module -2	
Turbines and IC Engines and Pumps Steam turbines : Classification, Principle of operation of Impulse and reaction turbines, Delaval's turbine, Parson's turbine. (No compounding of turbines). **Gas turbines :**Classification, Working principles and Operations of Open cycle and closed cycle gas turbines. **Water turbines :**Classification, Principles and operations of Pelton wheel, Francis turbine and Kaplan turbine **Internal Combustion Engines :**Classification, I.C. Engines parts, 2 Stroke and 4 stroke Petrol engines, 4 stroke diesel engines. P-V diagrams of Otto and Diesel cycles. Problems on indicated power, brake power, indicated thermal efficiency, brake thermal efficiency, mechanical efficiency, and specific fuel consumption, [numericals on IC Engines].	**10 Hours**
Module - 3	
Machine Tools and Automation Machine Tools Operations : Turning, facing, knurling, Thread cutting, Taper Turning by swivelling the compound rest, Drilling, Boring, Reaming, Tapping, Counter Sinking, Counter Boring, -Plane milling, End milling, Slot milling. (No sketches of Machine tools, sketches to be used only for explaining operations. Students to be shown the available machine tools in the Machine Shop of the college before explaining the operations) **Robotics and Automation :** **Robotics :**Introduction, classification based on robots configuration; Polar, cylindrical, Cartesian Coordinate and spherical. Application, Advantages, and disadvantages **Automation :**Definition, types –Fixed, Programmable & Flexible automation, NC/ CNC machines: Basic elements with simple block diagrams, advantages and disadvantages.	**10 Hours**

Module-4	
Engineering materials and joining processes : **Engineering Materials :**Types and applications of Ferrous & Nonferrous metals and alloys, **Composites :**Introduction: Definition, Classification and applications (Air craft and Automobiles) **Soldering, Brazing and Welding :** Definitions, classification and method of soldering, Brazing and welding. Differences between soldering, Brazing and Welding. Description of Electric Arc Welding and Oxy-Acetylene Welding.	**10 Hours**
Module-5	
Refrigeration, Air-Conditioning : **Refrigerants :**properties of refrigerants, list of commonly used refrigerants. Refrigeration –Definitions – Refrigerating effect, Ton of Refrigeration, Ice making capacity, COP, Relative COP, unit of Refrigeration. Principle and working of vapor compression refrigeration and vapour absorption refrigeration: Principles and applications of air conditioners, Room air conditioner.	**10 Hours**

Course outcomes:

Students shall demonstrate knowledge associated with,

1. Various Energy sources, Boilers, Prime movers such as turbines and IC engines, refrigeration and air-conditioning systems
2. Metal removal process using Lathe, drilling, Milling Robotics and Automation.
3. Fair understanding of application and usage of various engineering materials.

Question paper pattern:

- The question paper will have ten questions.
- Each full Question consisting of 16 marks
- There will be **2** full questions(with a **maximum** of **four** sub questions)

from each module.

- Each full question will have sub questions covering all the topics under a module.
- The students will have to answer **5** full questions, selecting one full question from each module.from each module.
- Each full question will have sub questions covering all the topics under a module.

Text Books:

1. V.K.Manglik, **"Elements of Mechanical Engineering"**, PHI Publications, 2013. (Module-1,2,4,5)
2. MikellP.Groover, **"Automation, Production Systems & CIM"**, 3rd Edition, PHI (Module -3)
3. K.R.Gopalkrishna, **"A text Book of Elements of Mechanical Engineering"**- Subhash Publishers, Bangalore. (Module -1,2,3,4,5)

Reference Books:

1. S.TrymbakaMurthy, **"A Text Book of Elements of Mechanical Engineering"**, 4th Edition 2006, Universities Press (India) Pvt Ltd, Hyderabad.
2. K.P.Roy, S.K.HajraChoudhury, Nirjhar Roy, **"Elements of Mechanical Engineering"**, Media Promoters & Publishers Pvt Ltd,Mumbai,7th Edition,2012
3. Pravin Kumar, **"Basic Mechanical Engineering"**, 2013 Edition, Pearson.

ENGINEERING CHEMISTRY

[As per Choice Based Credit System (CBCS) scheme]
(Effective from the academic year 2015 -2016)
SEMESTER - I/II

Subject Code	15CHE12/15CHE22	IA Marks	20
Number of Lecture Hours/Week	04	Exam Marks	80
Total Number of Lecture Hours	50	Exam Hours	03

CREDITS - 04

Course objectives:

To provide students with knowledge of engineering chemistry for building technical competence in industries, research and development in the following fields

- Electrochemistry & Battery Technology.
- Corrosion & Metal Finishing.
- Fuels & Solar energy.
- Polymers.
- Water Technology & Nano Materials.

Module -1	**Teaching Hours**
Electrochemistry and Battery Technology **Electrochemistry**: Introduction, Derivation of Nernst equation for electrode potential. Reference electrodes: Introduction, construction, working and applications of calomel and Ag / AgCl electrodes. Measurement of electrode potential using calomel electrode. Ion selective electrode: Introduction; Construction and working of glass electrode, determination of pH using glass electrode. Concentration cells: Electrolyte concentration cells, numerical problems. **Battery Technology:** Introduction, classification - primary, secondary and reserve batteries. Characteristics - cell potential, current, capacity, electricity storage density, energy efficiency, cycle	**10 hours**

life and shelf life. Construction, working and applications of Zinc-Air, Nickel- metal hydride batteries. Lithium batteries: Introduction, construction, working and applications of Li-MnO_2 and Li-ion batteries. **Fuel Cells**: Introduction, difference between conventional cell and fuel cell, limitations & advantages. Construction, working & applications of methanol-oxygen fuel cell with H_2SO_4 electrolyte.	
Module -2	

Corrosion and Metal Finishing: **Corrosion**: Introduction, electrochemical theory of corrosion, galvanic series. Factors affecting the rate of corrosion: ratio of anodic to cathodic areas, nature of metal, nature of corrosion product, nature of medium – pH, conductivity, and temperature. Types of corrosion- Differential metal, differential aeration (Pitting and water line) and stress. Corrosion control: Inorganic coatings-Anodizing of Al and phosphating; Metal coatings-Galvanization and Tinning. Cathodic protection (sacrificial anodic and impressed current methods). **Metal Finishing:** Introduction, Technological importance. Electroplating: Introduction, principles governing-Polarization, decomposition potential and overvoltage. Factors influencing the nature of electro deposit-current density, concentration of metal ion & electrolyte; pH, temperature & throwing power of plating bath; additives- brighteners, levellers, structure modifiers & wetting agents. Electroplating of Nickel (Watt's Bath) and Chromium(decorative and hard). Electro less plating: Introduction, distinction between electroplating and electro less plating, electro less plating of copper & manufacture of double sided Printed Circuit Board with copper.	**10hours**
Module - 3	

Fuels and Solar Energy: **Fuels**: Introduction, classification, calorific value- gross and net calorific values, determination of calorific value of fuel using bomb calorimeter, numerical problems. Cracking: Introduction, fluidized catalytic cracking, synthesis of petrol by Fishcher-Tropsch process, reformation of petrol, octane and cetane numbers. Gasoline and diesel knocking and their mechanism, anti knocking agents, power alcohol & biodiesel. **Solar Energy:** Introduction, utilization and conversion, photovoltaic cells- construction and working. Design of PV cells: modules, panels & arrays. Advantages & disadvantages of PV cells. Production of solar grade silicon: Union carbide process, purification of silicon (zone refining), doping of silicon-diffusion technique (n&p types).	**10 hours**
Module - 4	

Polymers: Introduction, types of polymerization: addition and condensation, mechanism of polymerization- free radical mechanism taking vinyl chloride as an example. Molecular weight of polymers: number average and weight average, numerical problems. Glass transition temperature (T_g): Factors influencing T_g-Flexibility, inter molecular forces, molecular mass, branching & cross linking and stereo regularity. Significance of T_g. Structure property relationship: crystallinity, tensile strength, elasticity & chemical resistivity. Synthesis, properties and applications of PMMA (plexi glass), Polyurethane and polycarbonate. Elastomers: Introduction, synthesis, properties and applications of Silicone rubber. Adhesives: Introduction, synthesis, properties and applications of epoxy resin. Polymer Composites: Introduction, synthesis, properties and applications of Kevlar. Conducting polymers: Introduction, mechanism of conduction in Poly aniline and applications of conducting poly aniline.	**10 hours**
Module-5	

Water Technology and Nanomaterials: **Water Technology:** Introduction**,** boiler troubles with disadvantages & prevention methods-scale and sludge formation, priming and foaming, boiler corrosion(due to dissolved O_2, CO_2 and $MgCl_2$). Determination of DO, BOD and COD, numerical problems on COD. Sewage treatment: Primary, secondary (activated sludge method) and tertiary methods. Softening of water by ion exchange process. Desalination of sea water by reverse osmosis & electro dialysis (ion selective).. **Nano Materials:** Introduction, properties (size dependent). Synthesis-bottom up approach (sol-gel, precipitation, gas condensation & chemical vapour condensation processes). Nano scale materials- carbon nano tubes, nano wires, fullerenes, dendrimers, nano rods, & nano composites.	**10 hours**

Course outcomes:

On completion of this course, students will have knowledge in:

- Electrochemical and concentration cells. Classical & modern batteries and fuel cells.
- Causes & effects of corrosion of metals and control of corrosion. Modification of surface properties of metals to develop resistance to corrosion, wear, tear, impact etc. by electroplating and electro less plating.
- Production & consumption of energy for industrialization of country and living standards of people. Utilization of solar energy for different useful forms of energy.
- Replacement of conventional materials by polymers for various applications.
- Boiler troubles; sewage treatment and desalination of sea water, and
- Over viewing of synthesis, properties and applications of nanomaterials.

Question paper pattern:

- The question paper will have ten questions.
- Each full Question consisting of 16 marks
- There will be **2** full questions(with a **maximum** of **four** sub questions) from each module.
- Each full question will have sub questions covering all the topics under a module.
- The students will have to answer **5** full questions, selecting one full question from each module.

Text Books:

1. B.S.Jai Prakash, R.Venugopal, Sivakumaraiah & Pushpa Iyengar., **"Chemistry for Engineering Students"**, Subhash Publications, Bangalore.

2. R.V.Gadag & A.Nityananda Shetty., **"Engineering Chemistry"**, I K International Publishing House Private Ltd. New Delhi.
3. P.C.Jain & Monica Jain.,**"Engineering Chemistry"**, Dhanpat Rai Publications, New Delhi.

Reference Books:

1. O.G.Palanna,**"Engineering Chemistry"**,Tata McGraw Hill Education Pvt. Ltd. New Delhi, Fourth Reprint.
2. G.A.Ozin & A.C. Arsenault, **"Nanochemistry A Chemical Approach to Nanomaterials"**, RSC publishing, 2005.
3. **"Wiley Engineering Chemistry"**, Wiley India Pvt. Ltd. New Delhi. Second Edition.
4. V.R.Gowariker, N.V.Viswanathan & J.Sreedhar., **"Polymer Science"**, Wiley-Eastern Ltd.
5. M.G.Fontana., **"Corrosion Engineering"**, Tata McGraw Hill Publishing Pvt. Ltd. New Delhi.

ENGINEERING CHEMISTRY LABORATORY

[As per Choice Based Credit System (CBCS) scheme]

(Effective from the academic year 2015 -2016)

SEMESTER - I/II

Laboratory Code	15CHEL17/15CHEL27	IA Marks	20
Number of Lecture Hours/Week	3 (1 hr Tutorial +2 hrs lab)	Exam Marks	80
Total Number of Lecture Hours	50	Exam Hours	03

CREDITS - 02

Course objectives:

- To provide students with practical knowledge of quantitative analysis of materials by classical and instrumental methods for developing experimental skills in building technical competence.

Instrumental Experiments

1. Estimation of FAS potentiometrically using standard $K_2Cr_2O_7$ solution.
2. Estimation of Copper colorimetrically.
3. Estimation of Acids in acid mixture conductometrically.
4. Determination of pKa of weak acid using pH meter.
5. Determination of Viscosity co-efficient of the given liquid using Ostwald's viscometer.
6. Estimation of Sodium and Potassium in the given sample of water using Flame Photometer.

Volumetric Experiments

1. Estimation of Total hardness of water by EDTA complexometric method.
2. Estimation of CaO in cement solution by rapid EDTA method.
3. Determination of percentage of Copper in brass using standard sodium thiosulphate solution.
4. Estimation of Iron in haematite ore solution using standard $K_2Cr_2O_7$ solution by External Indicator method.
5. Estimation of Alkalinity (OH^-, CO_3^{--} & HCO_3^-) of water using standard HCl solution.
6. Determination of COD of waste water.

Course outcomes:

On completion of this course, students will have the knowledge in,

- Handling different types of instruments for analysis of materials using small quantities of materials involved for quick and accurate results, and
- Carrying out different types of titrations for estimation of concerned in materials using comparatively more quantities of materials involved for good results

Conduction of Practical Examination:

1. All experiments are to be included for practical examination.
2. One instrumental and another volumetric experiments shall be set.
3. Different experiments shall be set under instrumental and a common experiment under volumetric.
4. **Change of experiment is allowed only once and 15% Marks allotted to the procedure part to be made zero.**

Reference Books:

1. G.H.Jeffery, J.Bassett, J.Mendham and R.C.Denney, **"Vogel's Text Book of Quantitative Chemical Analysis"**
2. O.P.Vermani & Narula, **"Theory and Practice in Applied Chemistry"**, New Age International Publisers.
3. Gary D. Christian, **"Analytical chemistry**", 6th Edition, Wiley India.

ENGINEERING MATHEMATICS-I

[As per Choice Based Credit System (CBCS) scheme]
(Effective from the academic year 2015 -2016)
SEMESTER - I/II

Subject Code	15MAT11	IA Marks	20
Number of Lecture Hours/Week	04	Exam Marks	80
Total Number of Lecture Hours	50	Exam Hours	03

CREDITS - 04

Course Objectives:

To enable the students to apply the knowledge of Mathematics in various engineering fields by making them to learn the following:

- n^{th} derivatives of product of two functions and polar curves.
- Partial derivatives
- Vector calculus
- Reduction formulae of integration; To solve First order differential equations.
- Solution of system of linear equations , quadratic forms.

Module - 1	**Hours – 10**
Differential Calculus -1: determination of nth order derivatives of Standard functions - Problems. Leibnitz's theorem (without proof) - problems. **Polar Curves** - angle between the radius vector and tangent, angle between two curves, Pedal equation of polar curves. Derivative of arc length - Cartesian, Parametric and Polar forms (without proof) - problems. Curvature and Radius of Curvature – Cartesian, Parametric, Polar and Pedal forms (without proof) -problems	
Module -2	

Differential Calculus -2 Taylor's and Maclaurin's theorems for function of one variable(statement only)- problems. Evaluation of Indeterminate forms. **Partial derivatives** – Definition and simple problems, Euler's theorem(without proof) – problems, total derivatives, partial differentiation of composite functions-problems. Definition and evaluation of Jacobians	**Hours - 10**
Module – 3	
Vector Calculus: Derivative of vector valued functions, Velocity, Acceleration and related problems, Scalar and Vector point functions. Definition of Gradient, Divergence and Curl-problems. Solenoidal and Irrotational vector fields. Vector identities - div(ϕA), curl (ϕA), curl(grad ϕ), div(curl A).	**Hours - 10**
Module-4	
Integral Calculus: Reduction formulae - $\int Sin^n x\,dx, \int Cos^n x\,dx, \int Sin^m x\,Cos^n x\,dx,$ (m and n are positive integers), evaluation of these integrals with standard limits (0 to π/2) and problems. **Differential Equations** ; **Solution of first order and first degree differential equations** – Exact, reducible to exact and Bernoulli's differential equations .Orthogonal trajectories in Cartesian and polar form. Simple problems on Newton's law of cooling.	**Hours - 10**
Module-5	

Linear Algebra	**Hours - 10**
Rank of a matrix by elementary transformations, solution of system of linear equations - Gauss-elimination method, Gauss –Jordan method and Gauss-Seidel method Eigen values and Eigen vectors, Rayleigh's power method to find the largest Eigen value and the corresponding Eigen vector. Linear transformation, diagonalisation of a square matrix . Reduction of Quadratic form to Canonical form	

Course outcomes:

On completion of this course, students are able to

- Use partial derivatives to calculate rates of change of multivariate functions.
- Analyze position, velocity, and acceleration in two or three dimensions using the calculus of vector valued functions.
- Recognize and solve first-order ordinary differential equations, Newton's law of cooling
- Use matrices techniques for solving systems of linear equations in the different areas of Linear Algebra.

Question paper pattern:

- The question paper will have ten questions.
- Each full Question consisting of 16 marks
- There will be **2** full questions(with a **maximum** of **four** sub questions) from each module.
- Each full question will have sub questions covering all the topics under a module.
- The students will have to answer **5** full questions, selecting one full question from each module.

Text Books:

1. B.S. Grewal, "**Higher Engineering Mathematics**", Khanna publishers, 42nd edition, 2013.

2. Erwin Kreyszig, "**Advanced Engineering Mathematics**I, Wiley, 2013

Reference Books:

1. B.V. Ramana, "**Higher Engineering M athematics**", Tata Mc Graw-Hill, 2006
2. N.P.Bali and Manish Goyal, "**A text book of Engineering mathematics"**, Laxmi publications, latest edition.
3. H.K. Dass and Er. RajnishVerma, "**Higher Engineerig Mathematics**", S.Chand publishing, 1st edition, 2011.

ENGINEERING MATHEMATICS-II

[As per Choice Based Credit System (CBCS) scheme]
(Effective from the academic year 2015 -2016)
SEMESTER - I/II

Subject Code	15MAT21	IA Marks	20
Number of Lecture Hours/Week	04	Exam Marks	80
Total Number of Lecture Hours	50	Exam Hours	03

CREDITS - 04

Course objectives:

To enable students to apply the knowledge of Mathematics in various engineering fields by making them to learn the following'

- Ordinary differential equations
- Partial differential equations
- Double and triple integration
- Laplace transform

Module – I	**Teaching Hours**
Linear differential equations with constant coefficients: Solutions of second and higher order differential equations - inverse differential operator method, method of undetermined coefficients and method of variation of parameters.	**10 Hours**
Module -2	
Differential equations-2: **Linear differential equations with variable coefficients:** Solution of Cauchy's and Legendre's linear differential equations. **Nonlinear differential equations** - Equations solvable for p, equations solvable for y, equations solvable for x, general and singular solutions, Clairauit's equations and equations reducible to Clairauit's form.	**10 Hours**

Module – 3	
Partial Differential equations: Formulation of Partial differential equations by elimination of arbitrary constants/functions, solution of non-homogeneous Partial differential equations by direct integration, solution of homogeneous Partial differential equations involving derivative with respect to one independent variable only. Derivation of one dimensional heat and wave equations and their solutions by variable separable method.	**10 Hours**
Module-4	
Integral Calculus: **Double and triple integrals:** Evaluation of double and triple integrals. Evaluation of double integrals by changing the order of integration and by changing into polar co-ordinates. Application of double and triple integrals to find area and volume. **. Beta and Gamma functions:** definitions, Relation between beta and gamma functions and simple problems.	**10 Hours**
Module-5	
Laplace Transform Definition and Laplace transforms of elementary functions. Laplace transforms of $e^{at}f(t)$, $t^n f(t)$ *and* $\frac{f(t)}{t}$ (without proof) , periodic functions and unit-step function- problems **Inverse Laplace Transform** Inverse Laplace Transform - problems, Convolution theorem to find the inverse Laplace transforms(without proof) and problems, solution of linear differential equations using Laplace Transforms.	**10 Hours**

Course outcomes:

On completion of this course, students are able to,

- solve differential equations of electrical circuits, forced oscillation of mass spring and elementary heat transfer.
- solve partial differential equations fluid mechanics, electromagnetic theory and heat transfer.
- Evaluate double and triple integrals to find area , volume, mass and moment of inertia of plane and solid region.
- Use curl and divergence of a vector valued functions in various applications of electricity, magnetism and fluid flows.
- Use Laplace transforms to determine general or complete solutions to linear ODE

Question paper pattern:

- The question paper will have ten questions.
- Each full Question consisting of 16 marks
- There will be **2** full questions(with a **maximum** of **four** sub questions) from each module.
- Each full question will have sub questions covering all the topics under a module.
- The students will have to answer **5** full questions, selecting one full question from each module.

Text Books:

- B. S. Grewal," Higher Engineering Mathematics", Khanna publishers, 42nd edition, 2013.
- Kreyszig, "Advanced Engineering Mathematics " - Wiley, 2013

Reference Books:

- B.V.Ramana "Higher Engineering M athematics" Tata Mc Graw-Hill, 2006
- N P Bali and Manish Goyal, "A text book of Engineering mathematics" , Laxmi publications, latest edition.

  H. K Dass and Er. Rajnish Verma ,"Higher Engineerig Mathematics", S. Chand publishing,1st edition, 2011.

ENGINEERING PHYSICS

[As per Choice Based Credit System (CBCS) scheme]
(Effective from the academic year 2015 -2016)
SEMESTER - I/II

Subject Code	15PHY12/15PHY22	IA Marks	20
Number of Lecture Hours/Week	04	Exam Marks	80
Total Number of Lecture Hours	50	Exam Hours	03

CREDITS - 04

COURSE OBJECTIVES:

The Objective of this course is to make students learn and understand basic concepts and principles of physics to analyze practical engineering problems and apply its solutions effectively and meaningfully. To understand building up of models, design issues, practical oriented skills and problem solving challenges are the great task of the course. To know about shock waves and practical applications is the prime motto to introduce new technology at the initial stage of Engineering.

Module -1	**Teaching Hours**
Modern Physics and Quantum Mechanics Black body radiation spectrum, Assumptions of quantum theory of radiation, Plank's law, Weins law and Rayleigh Jeans law, for shorter and longer wavelength limits. Wave Particle dualism, deBroglie hypothesis. Compton Effect. Matter waves and their Characteristic properties, Definition of Phase velocity and group velocity, Relation between phase velocity and group velocity, Relation between group velocity and particle velocity. Heisenberg's uncertainity principle and its application, (Non-existence of electron in the nucleus).Wave function, Properties and physical significance of wave function, Probability density and Normalization of wave function. Setting up of one dimensional time independent Schrodinger wave equation. Eigen values and Eigen functions. Application of Schrodinger wave equation for a particle in a potential well of infinite depth and for free particle.	**10 Hours**

Module -2

Electrical Properties of Materials — **10 Hours**

Free–electron concept (Drift velocity, Thermal velocity, Mean collision time, Mean free path, relaxation time). Failure of classical free electron theory. Quantum free electron theory, Assumptions, Fermi factor, density of states (qualitative only) Fermi–Dirac Statistics. Expression for electrical conductivity based on quantum free electron theory, Merits of quantum free electron theory.

Conductivity of Semi conducting materials, Concentration of electrons and holes in intrinsic semiconductors, law of mass action.

Temperature dependence of resistivity in metals and superconducting materials. Effect of magnetic field (Meissner effect). Type I and Type II superconductors–Temperature dependence of critical field. BCS theory (qualitative). High temperature superconductors. Applications of superconductors –. Maglev vehicles.

Module – 3

Lasers and Optical Fibers — **10 Hours**

Einstein's coefficients (expression for energy density). Requisites of a Laser system. Condition for laser action. Principle, Construction and working of CO_2 laser and semiconductor Laser. Applications of Laser – Laser welding, cutting and drilling. Measurement of atmospheric pollutants. Holography–Principle of Recording and reconstruction of images.

Propagation mechanism in optical fibers. Angle of acceptance. Numerical aperture. Types of optical fibers and modes of propagation. Attenuation, Block diagram discussion of point to point communication, applications.

Module-4

Crystal Structure Space lattice, Bravais lattice–Unit cell, primitive cell. Lattice parameters. Crystal systems. Direction and planes in a crystal. Miller indices. Expression for inter – planar spacing. Co-ordination number. Atomic packing factors (SC,FCC,BCC). Bragg's law, Determination of crystal structure using Bragg's X–ray difractometer. Polymarphism and Allotropy. Crystal Structure of Diamond, qualitative discussion of Pervoskites.	**10 Hours**
Module-5	
Shock waves and Science of Nano Materials Definition of Mach number, distinctions between- acoustic, ultrasonic, subsonic and supersonic waves. Description of a shock wave and its applications. Basics of conservation of mass, momentum and energy. Normal shock equations (Rankine-Hugonit equations). Method of creating shock waves in the laboratory using a shock tube, description of hand operated Reddy shock tube and its characteristics. Introduction to Nano Science, Density of states in 1D, 2D and 3D structures. Synthesis : Top–down and Bottom–up approach, Ball Milling and Sol–Gel methods. CNT – Properties, synthesis: Arc discharge, Pyrolysis methods, Applications. Scanning Electron microscope: Principle, working and applications.	**10 Hours**

Course outcomes:

On Completion of this course, students are able to –

- Learn and understand more about basic principles and to develop problem solving skills and implementation in technology.
- Gain Knowledge about Modern physics and quantum mechanics will update the basic concepts to implement the skills.
- Study of material properties and their applications is the prime role to understand and use in engineering applications and studies.
- Study Lasers and Optical fibers and its applications are to import knowledge and to develop skills and to use modern instruments in the engineering applications.
- Understand Crystal structure and applications are to boost the technical skills and its applications.
- Expose shock waves concept and its applications will bring latest technology to the students at the first year level to develop research orientation programs at higher semester level.
- Understand basic concepts of nano science and technology.

Question paper pattern:

- The question paper will have ten questions.
- Each full Question consisting of 16 marks
- There will be **2** full questions(with a **maximum** of **four** sub questions) from each module.
- Each full question will have sub questions covering all the topics under a module.
- The students will have to answer **5** full questions, selecting one full question from each module.

Text Books:

1. Wiley precise Text, **Engineering Physics,** Wiley India Private Ltd., New Delhi.
   Book series – 2014,
2. Dr. M.N. Avadhanulu, Dr. P.G.Kshirsagar, **Text Book of Engineering Physics,** S Chand Publishing, New Delhi - 2012

Reference Books:

1. S.O.Pillai, **Solid State Physics, New** Age International. Sixth Edition.
2. Chintoo S Kumar ,K Takayana and K P J Reddy, **Shock waves made simple,** Willey India Pvt. Ltd. New Delhi,2014
3. A Marikani, **Engineering Physics,** PHI Learning Private Limited, Delhi - 2013
4. Prof. S. P. Basavaraju, **Engineering Physics,** Subhas Stores, Bangalore – 2
5. V Rajendran ,**Engineering Physics,** Tata Mc.Graw Hill Company Ltd., New Delhi - 2012
6. S Mani Naidu, **Engineering Physics,** Pearson India Limited - 2014

ENGINEERING PHYSICS LAB

Laboratory Code	15PHYL17 / 15PHYL27	IA Marks	20
Labs / Instructions Hours/Week	3 (1 hr Tutorial +2 hrs lab)	Exam Marks	80
Total Number of Lecture Hours	48	Exam Hours	03
CREDITS - 02			

Course Objectives:

- The Objective of this course is to make the students gain practical knowledge to co-relate with the theoretical studies. To achieve perfectness in experimental skills and the study of practical applications will bring more confidence and ability to develop and fabricate engineering and technical equipments.
- Design of circuits using new technology and latest components and to develop practical applications of engineering materials and use of principle in the right way to implement the modern technology.

EXPERIMENTS:

1. Black box experiment; Identification of unknown passive electrical components and determine the value of Inductance and Capacitance
2. Series and parallel LCR Circuits (Determination of resonant frequency and quality factor)
3. I–V Characteristics of Zener Diode. (determination of knee voltage, zener voltage and forward resistance)
4. Characteristics of Transistor (Study of Input and Output characteristics and calculation of input resistance, output resistance and amplification factor)
5. Photo Diode Characteristics (Study of I–V characteristics in reverse bias and variation of photocurrent as a function of reverse voltage and intensity).
6. Dielectric constant (Measurement of dielectric constant).
7. Diffraction (Measurement of wavelength of laser source using diffraction grating).
8. Torsional pendulum (Determination of M.I. of wire and Rigidity modulus).
9. Determination of Fermi energy. (Measurement of Fermi energy in copper).
10. Uniform Bending Experiment (Determination of Youngs modulus of material bar).
11. Newtons Rings, (Determination of radius of curvature of plano convex lens).

12. Verification of Stefan's Law.

Course Outcomes:

On Completion of this course, students are able to –

- Develop skills to impart practical knowledge in real time solution.
- Understand principle, concept, working and application of new technology and comparison of results with theoretical calculations.
- Design new instruments with practical knowledge.
- Gain knowledge of new concept in the solution of practical oriented problems and to understand more deep knowledge about the solution to theoretical problems.
- Understand measurement technology, usage of new instruments and real time applications in engineering studies.

Note: 1) All the above twelve experiments are to be conducted

2) Two experiments are to be performed by the students in the examination

ENVIRONMENTAL STUDIES

[As per Choice Based Credit System (CBCS) scheme]

(Effective from the academic year 2015 -2016)

SEMESTER - I/II

Subject Code	15CIV18/15CIV28	IA Marks	10
Number of Lecture Hours/Week	02	Exam Marks	40
Total Number of Lecture Hours	25	Exam Hours	02

Course Objectives:

1. **To identify the major challenges in environmental issues and evaluate possible solutions.**
2. **Develop analytical skills, critical thinking and demonstrate socio-economic skills for sustainable development.**
3. **To analyze an overall impact of specific issues and develop environmental management plan.**

Module - 1

Introduction: Environment - Components of Environment Ecosystem: Types & Structure of Ecosystem, Balanced ecosystem Human Activities – Food, Shelter, And Economic & Social Security. **2 Hours**

Impacts of Agriculture & Housing Impacts of Industry, Mining & Transportation Environmental Impact Assessment, Sustainable Development. **3 Hours**

Module - 2

Natural Resources, Water resources – Availability & Quality aspects, Water borne diseases & water induced diseases, Fluoride problem in drinking water Mineral resources, Forest Wealth Material Cycles – Carbon Cycle, Nitrogen Cycle & Sulphur Cycle. **2 Hours**

Energy – Different types of energy, Conventional sources & Non Conventional sources of energy Solar energy, Hydro electric energy, Wind Energy, Nuclear energy, Biomass & Biogas Fossil Fuels, Hydrogen as an alternative energy. **3 Hours**

Module -3

Environmental Pollution – Water Pollution, Noise pollution, Land Pollution, Public Health Aspects. **2 Hours**

Global Environmental Issues: Population Growth, Urbanization, Land Management, Water & Waste Water Management. **3 Hours**

Module -4

Air Pollution & Automobile Pollution: Definition, Effects – Global Warming, Acid rain & Ozone layer depletion, controlling measures. **3 Hours**

Solid Waste Management, E - Waste Management & Biomedical Waste Management - Sources, Characteristics & Disposal methods. **2 Hours**

Module - 5

Introduction to GIS & Remote sensing, Applications of GIS & Remote Sensing in Environmental Engineering Practices. **2 Hours**

Environmental Acts & Regulations, Role of government, Legal aspects, Role of Non-governmental Organizations (NGOs) , Environmental Education & Women Education. **3 Hours**

Course Outcome:

Students will be able to,

1. Understand the principles of ecology and environmental issues that apply to air, land, and water issues on a global scale,
2. Develop critical thinking and/or observation skills, and apply them to the analysis of a problem or question related to the environment,
3. Demonstrate ecology knowledge of a complex relationship between biotic and abiotic components
4. Apply their ecological knowledge to illustrate and graph a problem and describe the realities that managers face when dealing with complex issues

Text Books:

1. Benny Joseph (2005), **"Environmental Studies"**, Tata McGraw – Hill Publishing Company Limited.
2. R.J.Ranjit Daniels and Jagadish Krishnaswamy, (2009), **"Environmental Studies",** Wiley India Private Ltd., New Delhi.
3. R Rajagopalan, **"Environmental Studies – From Crisis to Cure**", Oxford University Press, 2005,
4. Aloka Debi, **"Environmental Science and Engineering",** Universities Press (India) Pvt. Ltd. 2012.

Reference Books:

1. Raman Sivakumar, **"Principals of Environmental Science and Engineering",** Second Edition, Cengage learning Singapore, 2005
2. P. Meenakshi, **"Elements of Environmental Science and Engineering",** Prentice Hall of India Private Limited, New Delhi, 2006
3. S.M. Prakash, **"Environmental Studies",** Elite Publishers Mangalore, 2007
4. Erach Bharucha, **"Text Book of Environmental Studies"**, for UGC, University press, 2005
5. G.Tyler Miller Jr., **"Environmental Science – working with the Earth"**, Tenth Edition, Thomson Brooks /Cole, 2004
6. G.Tyler Miller Jr., **"Environmental Science – working with the Earth"**, Eleventh Edition, Thomson Brooks /Cole, 2006
7. Dr.Pratiba Sing, Dr.AnoopSingh and Dr.Piyush Malaviya, **"Text Book of Environmental and Ecology"**, Acme Learning Pvt. Ltd. New Delhi.

Functional English

Introduction	Importance of Languages	
Grammer	Parts of Speech, Usage of Preposition and Article, Punctuation	5 Hours
Tenses & Degrees of Comparison		3 Hours
Transformation of Sentences	Active-Passive, Affirmative-Negative, Exclamatory-Assertive, Interrogative-Assertive, Kinds of sentences	5 Hours
Direct-Indirect Speech		5 Hours
Vocabulary Usage	Homonyms, Correcting Spelling, One-word equivalents	7 Hours
Precis Writing		3 Hours
Essay/Report Writing		5 Hours
Letter Writing	Personal, Official, Applications	5 Hours
Idioms & Phrases	Meaning & Usage in sentences	5 Hours
Comprehension	Of an unseen passage	2 Hours
Elaboration	Expansion of ideas, proverbs	2 Hours
Presentation	Preparation of materials and presentation – step	3 Hours

Suggested Text Books:

1) SLN Sharma & K Shankaranarayana **"Basic Grammar"**, Navakarnataka Publications.
2) Jones **"New International Business English"**, published by Cambridge University Press.

Reference Books:

1) G. Sankaran, **"English Rank Scorer"**, Addone Publishing group, Thiruvanantapuram, Kerala
2) Wren & Martin **"English Grammar"**.
3) John Seely, **"Oxford Guide to Speaking and Writing**", 2000

Kannada Kali

Lesson 1 :	Introducing each other – 1. Personal Pronouns, Possessive forms, Interrogative words.
Lesson 2 :	Introducing each other – 2. Personal Pronouns, Possessive forms, Yes/No Type Interrogation
Lesson 3 :	About Ramanaya. Possessive forms of nons, dubitive question, Relative nouns
Lesson 4 :	Enquiring about a room for rent. Qualitative and quantitative adjectives.
Lesson 5 :	Enquiring about the college. Predicative forms, locative case.
Lesson 6 :	In a hotel Dative case defective verbs.
Lesson 7 :	Vegetable market. Numeral, plurals.
Lesson 8 :	Planning for a picnic. Imperative, Permissive, hortative.
Lesson 9 :	Conversation between Doctor and the patient. Verb- iru, negation – illa, non – past tense.
Lesson 10:	Doctors advise to Patient. Potential forms, no – past continuous.
Lesson 11:	Discussing about a film. Past tense, negation.
Lesson 12:	About Brindavan Garden. Past tense negation.

Lesson 13:	About routine activities of a student. Verbal Participle, reflexive form, negation.
Lesson 14:	Telephone conversation. Past and present perfect past continuous and their negation.
Lesson 15:	About Halebid, Belur. Relative participle, negation.
Lesson 16:	Discussing about examination and future plan. Simple conditional and negative
Lesson 17:	Karnataka (Lesson for reading)
Lesson 18:	Kannada Bhaashe (Lesson for reading)
Lesson 19:	Mana taruva Sangati alla (Lesson for reading)
Lesson 20:	bEku bEDagaLu (lesson for reading)

1. ಶ್ರಾವಣ (ಕವನ) ದ.ರಾ.ಬೇಂದ್ರೆ
2. ಡಾ. ವಿಶ್ವೇಶ್ವರಯ್ಯ ವ್ಯಕ್ತಿ ಮತ್ತು ಐತಿಹ್ಯ (ವ್ಯಕ್ತಿಚಿತ್ರ) ಎ.ಎನ್. ಮೂರ್ತಿರಾವ್
3. ದೋಣಿ ಹರಿಗೋಲುಗಳಲ್ಲಿ (ಪ್ರವಾಸ ಕಥನ) ಶಿವರಾಮ ಕಾರಂತ
4. ಅಣ್ಣಪ್ಪನ ರೇಷ್ಮೆ ಕಾಯಿಲೆ (ಪ್ರಬಂಧ) ಕುವೆಂಪು
5. ನಮ್ಮ ಎಮ್ಮೆಗೆ ಮಾತು ತಿಳಿಯುವುದೇ (ವಿನೋದ) ಗೋರೂರು ರಾಮಸ್ವಾಮಿ ಅಯ್ಯಂಗಾರ್
6. ಅನೆಹಳ್ಳದಲ್ಲಿ ಹುಡುಗಿಯರು(ವಿಜ್ಞಾನ ಲೇಖನ) ಬಿ.ಜಿ.ಎಲ್ ಸ್ವಾಮಿ
7. ಬೆಡ್ ನಂ. ಏಳು (ಕತೆ) ತ್ರಿವೇಣಿ
8. ರೊಟ್ಟಿ ಮತ್ತು ಕೋವಿ (ಕವನ) ಸು.ರಂ.ಎಕ್ಕುಂಡಿ
9. ಗುಬ್ಬಚ್ಚಿ ಗೂಡು (ಅಂಕಂ ಬರಹ) ಲಂಕೇಶ್
10. ಚೀಂಕ್ರ ಮೇಸ್ತ್ರಿ ಮತ್ತು ಹಾವುಮೀನು (ಪರಿಸರ ಲೇಖನ) ಕೆ.ಪೂರ್ಣಚಂದ್ರ ತೇಜಸ್ವಿ
11. ಗಾಂಧಿ (ಕತೆ) ಬೆಸಗರಹಳ್ಳಿ ರಾಮಣ್ಣ
12. ಬೆಳ್ಳಿಯ ಹಾಡು (ಕವನ) ಸಿದ್ಧಲಿಂಗಯ್ಯ
13. ಎಲ್ಲ ಹುಡುಗಿಯರ ಕನಸು (ಕವನ) ಸವಿತಾ ನಾಗಭೂಷಣ
14. ನೀರು (ಕತೆ) ಬಸವರಾಜ ಕುಕ್ಕರಹಳ್ಳಿ
15. ಕರ್ನಾಟಕ ಸಂಸ್ಕೃತಿ ಸ್ವರೂಪ (ಪರಿಚಯ ಲೇಖನ) ರಹಮತ ತರೀಕೆರೆ
16. ತಂತ್ರಜ್ಞಾನ ಕಲಿಕೆಯಲ್ಲಿ ಭಾಷೆ (ತಂತ್ರಜ್ಞಾನ ಬರಹ) ಎಸ್.ಸುಂದರ್
17. ಕೊಣವೇಗೌಡ (ಕಾವ್ಯ) ಜಾನಪದ

PROGRAMMING IN C AND DATA STRUCTURES
[As per Choice Based Credit System (CBCS) scheme]
(Effective from the academic year 2015 -2016)
SEMESTER - I/II

Subject Code	15PCD13/23	IA Marks	20
Number of Lecture Hours/Week	04	Exam Marks	80
Total Number of Lecture Hours	50	Exam Hours	03

CREDITS - 04

Course objectives:

The objectives of this course is to make students to learn basic principles of Problem solving, implementing through C programming language and to design & develop programming skills. To gain knowledge of data structures and their applications.

Module -1 : INTRODUCTION TO C LANGUAGE	**Teaching Hours**
Pseudo code solution to problem, Basic concepts in a C program, Declaration, Assignment & Print statements, Data Types, operators and expressions etc, Programming examples and exercise. **Text 1:** Chapter 2, **and** **Text 2:** 1.1, 1.2, 1.3	**10Hours**
Module -2: BRANCHING AND LOOPING	
Two way selection (if, if-else, nested if-else, cascaded if-else), switch statement, ternary operator? Go to, Loops (For, while-do, do-while) in C, break and continue, Programming examples and exercises. **Text 1:** Chapter 3**.** **&** **Text 2:** 4.4.	**10 Hours**
Module – 3: FUNCTIONS, ARRAYS AND STRINGS	
ARRAYS AND STRINGS: Using an array, Using arrays with Functions, Multi-Dimensional arrays. String: Declaring, Initializing, Printing and reading strings, string manipulation functions, String input and output functions, array of strings, Programming examples and Exercises. **Text 1:** 5.7, & **Text 2**: 7.3, 7.4, chapter 9 **FUNCTIONS**: Functions in C, Argument Passing – call by value, call by reference, Functions and program structure, location of functions, void and parameter less Functions, Recursion, Programming examples and exercises. **Text 1:** 1.7, 1.8, Chapter 4. **Text 2:** 5.1 to 5.4.	**10 Hours**

Module-4: STRUCTURES AND FILE MANAGEMENT	
Basic of structures, structures and Functions, Array of structures, structure Data types, type definition, Defining, opening and closing of files, Input and output operations, Programming examples and exercises. **Text 1:** 6.1 to 6.3. **Text 2**: 10.1 to 10.4, Chapter 11.	**10 Hours**
Module-5: POINTERS AND PREPROCESSORS & Data Structures	
Pointers and address, pointers and functions (call by reference) arguments, pointers and arrays, address arithmetic, character pointer and functions, pointers to pointer ,Initialization of pointer arrays, Dynamic memory allocations methods, Introduction to Preprocessors, compiler control Directives, Programming examples and exercises. **Text 1:** 5.1 to 5.6, 5.8. **Text 2: 12.2,** 12.3**, 13.1 to 13.7**. **Introduction to Data Structures**: Primitive and non primitive data types, Abstract data types, Definition and applications of Stacks, Queues, Linked Lists and Trees. **Text 2 : 14.1, 14.2, 14.11, 14.12, 14.13, 14.15, 14.16, 14.17, 15.1**.	**10 Hours**

Course outcomes: On completion of this course, students are able to

- Achieve Knowledge of design and development of C problem solving skills.
- Understand the basic principles of Programming in C language
- Design and develop modular programming skills.
- Effective utilization of memory using pointer technology
- Understands the basic concepts of pointers and data structures.

Question paper pattern:

- The question paper will have ten questions.
- Each full Question consisting of 16 marks
- There will be **2** full questions(with a **maximum** of **four** sub questions) from each module.
- Each full question will have sub questions covering all the topics under a module.
- The students will have to answer **5** full questions, selecting one full question from each module.

Text Books:

1. Brian W. Kernighan and Dennis M. Ritchie: The C Programming Language, 2nd Edition, PHI, 2012.
2. Jacqueline Jones & Keith Harrow: Problem Solving with C, 1st Edition, Pearson 2011.

Reference Books:

1. Vikas Gupta: Computer Concepts and C Programming, Dreamtech Press 2013.
2. R S Bichkar, Programming with C, University Press, 2012.
3. V Rajaraman: Computer Programming in C, PHI, 2013.

VISVESVARAYA TECHNOLOGICAL UNIVERSITY, BELGAUM
CHOICE BASED CREDIT SYSTEM (CBCS)
SCHEME OF TEACHING AND EXAMINATION 2015-2016

I SEMESTER B.E./B.TECH.

PHYSICS GROUP

Sl. No.	Subject Code	Subject		Teaching Department	Board	Theory /Lab/ Drawing (Hrs/ Week)	Examination Marks			Credits
							Th./Pr.	I.A.	Total	
1	15MAT11	Engineering Maths-I	BS	Maths	Basic Sc.	4 (T)	80	20	100	4
2	15PHY12	Engineering Physics	BS	Physics	Basic Sc.	4 (T)	80	20	100	4
3	15CIV13	Elements of Civil Engg. & Mechanics	ES	Civil Engg.	Civil Engg.	4 (T)	80	20	100	4
4	15EME14	Elements of Mechanical Engg.	ES	Mech. Engg.	Mech. Engg.	4 (T)	80	20	100	4
5	15ELE15	Basic Electrical Engg.	ES	E & E	E & E	4 (T)	80	20	100	4
6	15WSL16	Workshop Practice	ES	Mech., Auto, IP, IEM, Mfg. Engg.	Mech. Engg.	3(2 hrs lab+ 1 hr instruction)	80	20	100	2
7	15PHYL17	Engg. Physics Lab	BS	Physics	Basic Sc.	3(2 hrs lab+ 1 hr instruction)	80	20	100	2
8	15CPH18	Constitution of India, Professional Ethics and Human Rights (CPH)	MNC	Humanities		2 (Tutorial)	40	10	50	--
9		Language (Kan.)	Mandatory Learning	Humanities		1 (T)	-	-	-	--
						29	600	150	750	24

Note: The Subjects Kannada and English are Audit Courses

VISVESVARAYA TECHNOLOGICAL UNIVERSITY, BELGAUM
CHOICE BASED CREDIT SYSTEM (CBCS)
SCHEME OF TEACHING AND EXAMINATION 2015-2016

IISEMESTER B.E./B.TECH.

PHYSICS GROUP

Sl. No.	Subject Code	Subject		Teaching Department	Board	Theory /Lab/ Drawing (Hrs/ Week)	Examination Marks			Credits
							Th./Pr.	I.A.	Total	
1	15MAT21	Engineering Maths-II	BS	Maths	Basic Sc.	4 (T)	80	20	100	4
2	15PHY22	Engineering Physics	BS	Physics	Basic Sc.	4 (T)	80	20	100	4
3	15CIV23	Elements of Civil Engg. & Mechanics	ES	Civil Engg.	Civil Engg.	4 (T)	80	20	100	4
4	15EME24	Elements of Mechanical Engg.	ES	Mech. Engg.	Mech. Engg.	4 (T)	80	20	100	4
5	15ELE25	Basic Electrical Engg.	ES	E & E	E & E	4 (T)	80	20	100	4
6	15WSL26	Workshop Practice	ES	Mech., Auto, IP, IEM, Mfg. Engg.	Mech. Engg.	3(2 hrs lab+ 1 hr instruction)	80	20	100	2
7	15PHYL27	Engg. Physics Lab	BS	Physics	Basic Sc.	3(2 hrs lab+ 1 hr instruction)	80	20	100	2
8	15CPH28	Constitution of India, Professional Ethics and Human Rights	MNC	Humanities		2 (Tutorial)	40	10	50	--
9		Language (Kan.)	Mandatory Learning	Humanities		1 (T)	-	-	-	--
						29	600	150	750	24

Note: The Subjects Kannada and English are Audit Courses

WORKSHOP PRACTICE

[As per Choice Based Credit System (CBCS) scheme]

(Effective from the academic year 2015 -2016)

SEMESTER - I/II

Subject Code	**15WSL16/15WSL26**	IA Marks	20
Labs / Tutorial Hours/Week	3 (1 hr Tut +2 hrs lab)	Exam Marks	80
Total Number of Lecture Hours	42	Exam Hours	03

CREDITS - 02

Course objectives:

- To impart knowledge and skill to use tools, machines, equipment, and measuring instruments.
- Educate students of Safe handling of machines and tools.

Module -1	**Teaching Hours**
1. Demonstration on use of Hand Tools: V-block, Marking Gauge, Files, Hack Saw, Drills, Taps.Minimum 3 models involving Dove tail joint,Triangular joint and Semicircular joint. 2. Welding: Study of electric arc welding tools &equipments, Models: Butt Joint, Lap Joint, T joint & L-joint. 3. Sheet Metal & Soldering Work: Development & Soldering of the models: Tray, Frustum of cone, Prism(Hexagon & Pentagon),Truncated Square Pyramid, Funnel.	**3 Hours**

Course outcomes:

At the end of the course, the student will be able to:

1. Demonstrate and produce different types of fitting models.
2. Gain knowledge of development of sheet metal models with an understanding of their applications.
3. Perform soldering and welding of different sheet metal & welded joints.
4. Understand the Basics of Workshop practices.

Ref Books:

1. Elements of Workshop Technology:Vol I:Manufacturing Processes, S K Hajra.

Choudhury, A K. Hajra Choudhury,15th Edition Reprinted 2013,Media Promoters &Publishers Pvt Ltd., Mumbai.

Note: ***No mini drafters and drawing boards required. Drawings (Developments) can be doneon sketch sheets using scale , pencil and Geometrical Instruments***

B.E. Mechanical Engineering

V SEMESTER

Sl. No	Subject Code	Title	Teaching Hours /Week			Examination				Credits
			Lecture	Tutorial	Practical	Duration (Hours)	Theory/ Practical Marks	I.A. Marks	Total Marks	
1	15ME51	Management and Engineering Economics	3	2	0	03	80	20	100	4
2	15ME52	Dynamics of Machinery	3	2	0	03	80	20	100	4
3	15ME53	Turbo Machines	3	2	0	03	80	20	100	4
4	15ME54	Design of Machine Elements - I	3	2	0	03	80	20	100	4
5	15ME55X	Professional Elective-I	3	0	0	03	80	20	100	3
6	15ME56X	Open Elective-I	3	0	0	03	80	20	100	3
7	15MEL57	Fluid Mechanics & Machinery Lab	1	0	2	03	80	20	100	2
8	15MEL58	Energy Lab	1	0	2	03	80	20	100	2
TOTAL			**21**	**06**	**04**		**640**	**160**	**800**	**26**

Professional Elective-I		Open Elective-I	
15ME551	Refrigeration and Air-conditioning	15ME561	Optimization Techniques
15ME552	Theory of Elasticity	15ME562	Energy and Environment
15ME553	Human Resource Management	15ME563	Automation and Robotics
15ME554	Non Traditional Machining	15ME564	Project Managemet

1. Core subject: This is the course, which is to be compulsorily studied by a student as a core requirement to complete the requirement of a programme in a said discipline of study.

2. Professional Elective: Elective relevant to chosen specialization/ branch

3. OpenElective: Electives from other technical and/or emerging subject areas.

MANAGEMENT AND ENGINEERING ECONOMICS

Course	Code	Credits	L-T-P	Assessment		Exam Duration
				SEE	CIA	
Management And Engineering Economics	15ME51	04	3-2-0	80	20	3Hrs

MODULE – 1

Management: Introduction - Meaning - nature and characteristics ofManagement, Scope and Functional areas of management - Management as ascience, art of profession - Management & Administration - Roles ofManagement, Levels of Management, Development of Management Thought- early management approaches – Modern management approaches.

Planning: Nature, importance and purpose of planning process Objectives -Types of plans (Meaning Only) - Decision making Importance of planning - steps in planning & planning premises - Hierarchy of plans. **10 Hours**

MODULE - 2

Organizing And Staffing: Nature and purpose of organization Principles oforganization - Types of organization - Departmentation Committees- Centralization Vs Decentralization of authority and responsibility - Span ofcontrol - MBO and MBE (Meaning Only) Nature and importance of staffing--:Process of Selection & Recruitment (in brief).

Directing & Controlling: Meaning and nature of directing Leadershipstyles, Motivation Theories, Communication - Meaning and importance - coordination, meaning and importance and Techniques of Co Ordination. Meaning and steps in controlling - Essentials of a sound control system - Methods of establishing control (in brief) **10 Hours**

MODULE -3

Introduction: Engineering and economics, Problem solving and decision making, Laws of demand and supply, Difference between Microeconomics & Macroeconomics, equilibrium between demand & supply, elasticity of demand, price elasticity, income elasticity.

Law of Returns, Interest and interest factors, simple and compound interest, Cash flow diagrams, personal loans and EMI payment calculation with flexible interest rates, Discussion and problems **10 Hours**

MODULE -4

Present, future and annual worth and rate of returns: Basic present worth comparisons, Present worth-equivalence, Assets with unequal lives and infinites lives, future worth comparisons, payback comparisons, Equivalent annual worth comparisons, situations for annual worth comparisons.
Asset life, Rate of return, minimum acceptable rate of return, IRR anomalies and misconceptions, Cost of capital, comparisons of all present future and annual worth with IRR, product costing, Discussions and problems **10 Hours**

MODULE -5

Costing and depreciation: Components of costs, estimation of selling price, marginal cost, first cost, all kinds of overheads, indirect cost estimation with depreciation, mensuration and estimation of material cost, cost estimation of mechanical process, idling time.
Product costing (approaches to product costing), causes of depreciation, methods of computing depreciation charges, straight line method, declining balance method, sum of years method, sinking fund method, service output methods, taxation concepts, personal income taxes and corporate taxes, Discussions and problems. **10 Hours**

Course outcomes

On completion of this subject students will be able to

1. Understand needs, functions, roles, scope and evolution of Management
2. Understand importance, purpose of Planning and hierarchy of planning and also analyze its types
3. Discuss Decision making, Organizing, Staffing, Directing and Controlling
4. Select the best economic model from various available alternatives
5. Understand various interest rate methods and implement the suitable one.
6. Estimate various depreciation values of commodities
7. Prepare the project reports effectively.

TEXT BOOKS

1. Principles of Management by Tripathy and Reddy
2. Mechanical estimation and costing, T.R. Banga& S.C. Sharma, 17th edition 2015
3. Engineering Economy, Riggs J.L. McGraw Hill, 2002
4. Engineering Economy, Thuesen H.G. PHI , 2002

REFERENCE BOOKS

1. Management Fundamentals- Concepts, Application, Skill Development - RobersLusier - Thomson
2. Basics of Engineering Economy, Leland Blank & Anthony Tarquin, McGraw Hill Publication (India) Private Limited
3. Engineering Economics, R.Paneerselvam, PHI publication
4. Fundamentals of Management: Essential Concepts and Applications, Pearson Education, Robbins S.P. and Decenzo David A.
5. Economics: Principles of Economics, N Gregory Mankiw, Cengage Learning
6. Modern Economic Theory, By Dr. K. K. Dewett& M. H. Navalur, S. Chand Publications

DYNAMICS OF MACHINERY

Course	Code	Credits	L-T-P	Assessment		Exam Duration
				SEE	CIA	
Dynamics of Machinery	15ME52	04	3-2-0	80	20	3Hrs

Course Objectives

1. To gain the knowledge static and dynamic equilibrium conditions of mechanisms subjected forces and couple, with and without friction.
2. Analyse the mechanisms for static and dynamic equilibrium.
3. To understand the balancing principles of rotating and reciprocating masses, governors and gyroscopes.
4. Analyse the balancing of rotating and reciprocating masses, governors and gyroscopes.
5. To understand vibrations characteristics of single degree of freedom systems.
6. Characterise the single degree freedom systems subjected to free and forced vibrations with and without damping.

MODULE 1

Static force Analysis: Static equilibrium. Equilibrium of two and three force members. Members with two forces and torque, Free body diagrams, Static force analysis of four bar mechanism and Slider-crank mechanism with and without friction.

Dynamic force Analysis:D'Alembert's principle, Inertia force, Inertia torque. Dynamic force analysis of four-bar mechanism and Slider crank mechanism without friction, numerical problems. **10 Hours**

MODULE 2

Balancing of Rotating Masses: Static and dynamic balancing, balancing of single rotating mass by balancing masses in same plane and in different planes. Balancing of several rotating masses by balancing masses in same plane and in different planes.

Balancing of Reciprocating Masses: Inertia effect of crank and connecting rod, Single cylinder engine, balancing in multi cylinder-inline engine (primary and secondary forces), numerical problems. **10 Hours**

MODULE 3

Governors: Types of governors, force analysis of Porter and Hartnell governors. Controlling force, Stability, Sensitiveness, Isochronism, Effort and Power.

Gyroscope:Vectorial representation of angular motion, Gyroscopic couple. Effect of gyroscopic couple on plane disc, aeroplane, ship, stability of two wheelers and four wheelers, numerical problems. **10 Hours**

MODULE - 4

Introduction & Undamped free Vibrations (Single Degree of Freedom)

Types of vibrations, Definitions, Simple Harmonic Motion (SHM), Work done by harmonic force, Principle of super position applied to SHM. Methods of analysis – (Newton's, Energy & Rayleigh's methods). Derivations for spring mass systems, Natural frequencies of simple systems, Springs in series and parallel, Torsional and transverse vibrations, Effect of mass of spring and problems. **10 Hours**

MODULE – 5

Damped free Vibrations (Single Degree of Freedom)

Types of damping, Analysis with viscous damping - Derivations for over, critical and under damped systems, Logarithmic decrement and numerical problems.

Forced Vibrations (Single Degree of Freedom):

Analysis of forced vibration with constant harmonic excitation, Magnification factor (M.F.), Vibration isolation - Transmissibility ratio, Excitation of support (absolute and relative), Numerical problems. **10 Hours**

Course outcomes

On completing the course the student will be able to

1. Determine the forces and couples for static and dynamic conditions of four bar and slider crank mechanisms to keep the system in equilibrium.
2. Determine magnitude and angular position of balancing masses under static and dynamic condition of rotating masses in same and different planes.
3. Determine unbalanced primary, secondary forces and couples in single and multi-cylinder engine.
4. Determine sensitiveness, isochronism, effort and power of porter and hartnell governors.
5. Determine gyroscopic couple and effects related to 2, 4 wheeler, plane disc, ship and aeroplanes.
6. Understand types of vibration, SHM and methods of finding natural frequencies of simple mechanical systems.
7. Determine equation of motion, natural frequency, damping factor, logarithmic decrement of damped free vibration (SDOF) systems.
8. Determine the natural frequency, force and motion transmissibility of single degree freedom systems.
9. Determine equation of motion of rotating and reciprocating unbalance systems, magnification factor, and transmissibility of forced vibration (SDOF) systems.

Text Books:

1. Theory of Machines, Sadhu Singh, Pearson Education, 2nd Edition. 2007.
2. Mechanism and Machine Theory, A. G. Ambekar PHI, 2007
3. Mechanical Vibrations, V. P. Singh, Dhanpat Rai and Company,
4. Mechanical Vibrations, G. K.Grover, Nem Chand and Bros.

Reference Books:

1. Theory of Machines, Rattan S.S. Tata McGraw Hill Publishing Company Ltd., New Delhi, 3rd Edition, 2009.
2. Mechanical Vibrations, S. S. Rao, Pearson Education Inc, 4edition, 2003.

TURBO MACHINES

Course	Code	Credits	L-T-P	Assessment		Exam Duration
				SEE	CIA	
Turbo Machines	15ME53	04	3-2-0	80	20	3Hrs

Course Objectives:

- The course aims at giving an overview of different types of turbomachinery used for energy transformation, such as pumps, fans, compressors, as well as hydraulic and steam turbines.
- Explain the working principles of turbomachines and apply it to various types of machines
- It will focus on application of turbo machinery in power generation, power absorption and transportation sectors.

Module 1

Introduction: Definition of turbo machine, parts of turbo machines, Comparison with positive displacement machines, Classification, Dimensionless parameters and their significance, Effect of Reynolds number, Unit and specific quantities, model studies.

(Note: Since dimensional analysis is covered in Fluid Mechanics subject, questions on dimensional analysis may not be given. However, dimensional parameters and model studies may be given more weightage.)

Thermodynamics of fluid flow: Application of first and second law of thermodynamics to turbo machines, Efficiencies of turbo machines, Static and Stagnation states, Incompressible fluids and perfect gases, overall isentropic efficiency, stage efficiency (their comparison) and polytropic efficiency for both compression and expansion processes. Reheat factor for expansion process **(10 Hours)**

Module 2

Energy exchange in Turbo machines: Euler's turbine equation, Alternate form of Euler's turbine equation, Velocity triangles for different values of degree of reaction, Components of energy transfer, Degree of Reaction, utilization factor, Relation between degree of reaction and Utilization factor, Problems.

General Analysis of Turbo machines: Radial flow compressors and pumps – general analysis, Expression for degree of reaction, velocity triangles, Effect of blade discharge angle on energy transfer and degree of reaction, Effect of blade discharge angle on performance, Theoretical head – capacity relationship, General analysis of axial flow pumps and compressors, degree of reaction, velocity triangles, Problems.

(10 Hours)

Module 3

Steam Turbines: Classification, Single stage impulse turbine, condition for maximum blade efficiency, stage efficiency, Need and methods of compounding, Multi-stage impulse turbine, expression for maximum utilization factor.

Reaction turbine – Parsons's turbine, condition for maximum utilization factor, reaction staging. Problems.

(10 Hours)

Module 4

Hydraulic Turbines: Classification, various efficiencies. **Pelton turbine** – velocity triangles, design parameters, Maximum efficiency.

Francis turbine - velocity triangles, design parameters, runner shapes for different blade speeds. Draft tubes- Types and functions. **Kaplan and Propeller turbines** - velocity triangles, design parameters. Problems. **(10 Hours)**

Module 5

Centrifugal Pumps: Classification and parts of centrifugal pump, different heads and efficiencies of centrifugal pump, Minimum speed for starting the flow, Maximum suction lift, Net positive suction head, Cavitation, Need for priming, Pumps in series and parallel. Problems.

Centrifugal Compressors: Stage velocity triangles, slip factor, power input factor, Stage work, Pressure developed, stage efficiency and surging and problems. Axial flow Compressors: Expression for pressure ratio developed in a stage, work done factor, efficiencies and stalling. Problems.

(10 Hours)

Course Outcomes:

- Able to give precise definition of turbomachinery
- Identify various types of turbo machinery
- Apply the Euler's equation for turbomachinery to analyse energy transfer in turbomachines
- Understand the principle of operation of pumps, fans, compressors and turbines.
- Perform the preliminary design of turbomachines (pumps, rotary compressors and turbines)
- Analyze the performance of turbo machinery.

TEXT BOOKS:

1. An Introduction to Energy Conversion, Volume III, Turbo machinery, V. Kadambi and Manohar Prasad, New Age International Publishers, reprint 2008.
2. Turbines, Compressors & Fans, S. M. Yahya, Tata McGraw Hill Co. Ltd., 2nd edition, 2002

REFERENCE BOOKS:

1. Principals of Turbo machines, D. G. Shepherd, The Macmillan Company (1964).
2. Fluid Mechanics & Thermodynamics of Turbo machines, S. L. Dixon, Elsevier (2005).

3. Text Book of Turbo machines, M. S. Govindegouda and A. M. Nagaraj, M. M. Publications, 4Th Ed, 2008.

DESIGN OF MACHINE ELEMENTS – I

Course	Code	Credits	L-T-P	Assessment		Exam Duration
				SEE	CIA	
Design of Machine Elements	15ME54	04	3-2-0	80	20	3Hrs

Course Objectives

1. Able to understandmechanicaldesign procedure, materials, codes and use of standards
2. Able to design machine components for static, impact and fatigue strength.
3. Able to design fasteners, shafts, joints, couplings, keys, threaded fasteners riveted joints, welded joints and power screws.

Module-1

Fundamentals of Mechanical Engineering Design

Mechanical engineering design, Phases of design process, Design considerations, Engineering Materials and their Mechanical properties,Standards and Codes, Factor of safety, Material selection.

Static Stresses: Static loads .Normal, Bending, Shear andCombinedstresses.Stress concentration and determination of stress concentration factor.

10 Hours

Module -2

Design for Impact and Fatigue Loads

Impact stress due to Axial, Bending and Torsional loads.

Fatigue failure: Endurance limit, S-N Diagram, Low cycle fatigue, High cycle fatigue, modifying factors: size effect, surface effect. Stress concentration effects, Notch sensitivity, fluctuating stresses, Goodman and Soderberg relationship, stresses due to combined loading, cumulative fatigue damage.

10Hours

Module -3

Design of Shafts, Joints, Couplings and Keys

Torsion of shafts, design for strength and rigidity with steady loading, ASME codes for power transmission shafting, shafts under combined loads.

Design of Cotter and Knuckle joints, Rigid and flexible couplings, Flange coupling, Bush and Pin type coupling and Oldham's coupling. Design of keys-square, saddle, flat and father.

10 Hours

Module - 4

Riveted Joints and Weld Joints

Rivet types, rivet materials, failures of riveted joints, Joint Efficiency, Boiler Joints, Lozanze Joints, Riveted Brackets, eccentrically loaded joints.
Types of welded joints, Strength of butt and fillet welds, welded brackets with transverse and parallel fillet welds, eccentrically loaded welded joints.

10 Hours

Module -5

Threaded Fasteners and Power Screws

Stresses in threaded fasteners, Effect of initial tension, Design of threaded fasteners under static loads, Design of eccentrically loaded bolted joints.
Types of power screws, efficiency and self-locking, Design of power screw, Design of screw jack: (Complete Design).

10 Hours

Course outcomes

On completion of the course the student will be able to

1. Describe the design process, choose materials.
2. Apply the codes and standards in design process.
3. Analyze the behavior of machine components under static, impact, fatigue loading using failure theories.
4. Design shafts, joints, couplings.
5. Design of riveted and welded joints.
6. Design of threaded fasteners and power screws

Text Books:

1. Design of Machine Elements, V.B. Bhandari, Tata McGraw Hill Publishing Company Ltd., New Delhi, 2nd Edition 2007.
2. Mechanical Engineering Design, Joseph E Shigley and Charles R. Mischke. McGraw Hill International edition, 6th Edition, 2009.

Design Data Handbook:

1. Design Data Hand Book, K. Lingaiah, McGraw Hill, 2nd Ed.
2. Data Hand Book, K. Mahadevan and Balaveera Reddy, CBS Publication
3. Design Data Hand Book, S C Pilli and H. G. Patil, I. K. International Publisher, 2010.

Reference Books:

1. Machine Design, Robert L. Norton, Pearson Education Asia, 2001.
2. Engineering Design, George E. Dieter, Linda C Schmidt, McGraw Hill Education, Indian Edition, 2013.
3. Design of Machined Elements, S C Pilli and H. G. Patil, I. K. International Publisher, 2017.
4. Machine Design, Hall, Holowenko, Laughlin (Schaum's Outline series) adapted by S.K Somani, tata McGraw Hill Publishing company Ltd., New Delhi, Special Indian Edition, 2008

REFRIGERATION AND AIR-CONDITIONING
(Professional Elective-I)

Course	Code	Credits	L-T-P	Assessment		Exam Duration
				SEE	CIA	
Refrigeration And Air-Conditioning	15ME551	03	3-0-0	80	20	3Hrs

Pre-requisites: Basic and Applied Thermodynamics

Courseobjectives

1. Study the basic definition, ASHRAE Nomenclature for refrigerating systems
2. Understand the working principles and applications of different types of refrigeration systems
3. Study the working of air conditioning systems and their applications
4. Identify the performance parameters and their relations of an air conditioning system

Module – I

Introduction to Refrigeration –Basic Definitions, ASHRAE Nomenclature, Air Refrigeration Cycles-reversed Carnot cycle, Bell-Coleman cycle analysis, Air Refrigeration systems-merits and demerits and applications:Aircraft refrigeration cycles, Joule Thompson coefficient and Inversion Temperature, Linde, Claude and Stirling cycles for liquefaction of air.

Industrial Refrigeration-Chemical and process industries, Dairy plants, Petroleum refineries, Food processing and food chain, Miscellaneous

8 Hours

Module – II

Vapour Compression Refrigeration System(VCRS): Comparison of Vapour Compression Cycle and Gas cycle,Vapour Compression Refrigeration system Working and analysis, Limitations, Superheat horn and throttling loss for various refrigerants, efficiency,Modifications to standard cycle – liquid-suction heat exchangers, Grindlay cycle and Lorenz cycle, Optimum suction condition for optimum COP – Ewing's construction and Gosney'smethod.Actual cycles with pressure drops, Complete Vapour Compression Refrigeration System, Multi-Pressure,Multi-evaporator systems or Compound Vapour Compression Refrigeration Systems – Methods like Flash Gas removal, Flash inter cooling and water Inter cooling.

10 Hours

Module – III

Vapour Absorption Refrigeration Systems: Absorbent – Refrigerant combinations, Water-Ammonia Systems,Practical problems, Lithium- Bromide System, Contrast between the two systems, Modified Version of Aqua-Ammonia System with Rectifier and Analyzer Assembly.Practical problems – crystallization and air leakage, Commercial systems

Other types of Refrigeration systems: Brief Discussion on (i) Steam-Jet refrigeration system and (ii) Thermoelectric refrigeration, pulse tube refrigeration, thermo acoustic refrigeration systems **8 Hours**

Module – IV

Refrigerants: Primary and secondary refrigerants, Designation of Refrigerants, Desirable properties of refrigerants including solubility in water and lubricating oil, material compatibility, toxicity, flammability, leak detection, cost, environment and performance issues Thermodynamic properties of refrigerants, Synthetic and natural refrigerants, Comparison between different refrigerants vis a vis applications, Special issues and practical implications Refrigerant mixtures – zeotropic and azeotropicmixtures

Refrigeration systems Equipment: Compressors, Condensers, Expansion Devices and Evaporators, A brief look at other components of the system.

8 Hours

Module – V

Air-Conditioning: Introduction to Air-Conditioning, Basic Definition, Classification, power rating, ASHRAE Nomenclature pertaining to Air-Conditioning, Applications of Air-Conditioning, Mathematical Analysis of Air-Conditioning Loads, Related Aspects, Different Air-Conditioning Systems-Central – Station Air-Conditioning System, Unitary Air-Conditioning System, Window Air-Conditioner and Packaged Air-Conditioner, Components related to Air-Conditioning Systems.

Transport air conditioning Systems:Air conditioning systems for automobiles (cars, buses etc.), Air conditioning systems for trains, Air conditioning systems for ships. **8 Hours**

Course Outcomes

At the end of the course, the student will be able to:

1. Illustrate the principles, nomenclature and applications of refrigeration systems.
2. Explainvapour compression refrigeration system and identify methods for performance improvement
3. Study the working principles of air, vapour absorption, thermoelectric and steam-jet and thermo-acoustic refrigeration systems
4. Estimate the performance of air-conditioning systems using the principles of psychometry.
5. Compute and Interpret cooling and heating loads in an air-conditioning system
6. Identify suitable refrigerant for various refrigerating systems

TEXT BOOKS

1. Roy J. Dossat, Principles of Refrigeration, Wiley Limited
2. Arora C.P., Refrigeration and Air-conditioning, Tata Mc Graw –Hill, New Delhi, 2nd Edition, 2001.
3. Stoecker W.F., and Jones J.W., Refrigeration and Air-conditioning, Mc Graw - Hill, New Delhi 2nd edition, 1982.

REFERENCE BOOKS

1. Dossat,Principles of Refrigeration Pearson-2006.
2. McQuistion,Heating,Ventilation and Air Conditioning, Wiley Students edition,5th edition 2000.
3. PITA,Air conditioning 4rth edition, pearson-2005
4. Refrigeration and Air-Conditioning' by Manoharprasad
5. S C Arora& S Domkundwar, Refrigeration and Air-Conditioning DhanpatRai Publication
6. http://nptel.ac.in/courses/112105128/#

Data Book:

1. Shan K. Wang,Handbook of Air Conditioning and Refrigeration, 2/e,2001 McGraw-Hill Education
2. Mathur M.L. &Mehta ,Refrigerant and Psychrometric Properties (Tables & Charts) SI Units, F.S., Jain Brothers,2008

E- Learning

- VTU, E- learning, MOOCS, Open courseware

THEORY OF ELASTICITY
(Professional Elective-I)

Course	Code	Credits	L-T-P	Assessment		Exam Duration
				SEE	CIA	
Theory of Elasticity	15ME552	03	3-0-0	80	20	3Hrs

Course objectives

1. To gain knowledge of stresses and strains in 3D and their relations and thermal stresses.
2. To understand the 2D analysis of elastic structural members.
3. To gain knowledge of thermal stresses and stability of columns
4. To analysis elastic members for the stresses and strains induced under direct loading conditions.
5. To analyse the axisymmetric and torsional members.
6. To analyse the thermal stresses induced in disks and cylinders.
7. To analyse the stability of columns

Module –1

Analysis of Stress: Definition and notation of stress, equations of equilibrium in differential form, stress components on an arbitrary plane, equality of cross shear, stress invariants, principal stresses,octahedral stress, planes of maximum shear, stress transformation, plane state of stress, Numerical problems **8 Hours**

Module - 2

Analysis of Strain: Displacement field, strains in term of displacement field, infinitesimal strain at a point, engineering shear strains,strain invariants, principal strains, octahedral strains, plane state of strain, compatibility equations, strain transformation, Numerical Problems. **8 Hours**

Module –3

Two-Dimensional classical elasticity Problems: Cartesian co-ordinates - Relation between plane stress and plane strain, stress functions for plane stress and plane strain state, Airy's stress functions, Investigation of Airy's stress function for simple beams, bending of a narrow cantilever beam of rectangular cross section under edge load. Bending of simply supported beam under UDL.General equations in polar coordinates, stress distribution symmetrical about an axis, Thick wall cylinder subjected to internal and external pressures, Numerical Problems.

10 Hours

Module – 4

Axisymmetric and Torsion problems: Stresses in rotating discs of uniform thickness and cylinders. Torsion of circular, elliptical and triangular bars, Prandtl's membrane analogy,torsion of thin walled thin tubes, torsion of thin walled multiple cell closed sections. Numerical Problems

8 Hours

Module -5

Thermal stress and Elastic stability: Thermo elastic stress strain relations, equations ofequilibrium,thermal stresses in thin circular discs and in long circularcylinders.Euler's column buckling load: clamped-free, clamped-hinged, clamped-clamped and pin-ended, Numerical Problems

8 Hours

Course outcomes

At the end of course student able to:

1. Describe the state of stress and strain in 2D and 3D elastic members subjected to direct loads and thermal loads.
2. Analyse the structural members: beam, rotating disks, columns
3. Analyse the torsional rigidity of circular and non-circular sections.
4. Analyse the stability of columns

Text Books:

1. Theory of Elasticity, S. P. Timoshenko and J. N Goodier, Mc. Graw, Hill International, 3rd Ed., 2010.
2. Theory of Elasticity, Dr. Sadhu Singh, Khanna Publications, 2004.

References Books:

1.Advanced Mechanics of solids, L. S. Srinath, Tata Mc. Graw Hill,2009.
2. Theory of Elastic stability, Stephen P. Timoshenko, Mc Graw Hill, 2nd Ed, 2014.

HUMAN RESOURCE MANAGEMENT
(Professional Elective-I)

Course	Code	Credits	L-T-P	Assessment		Exam Duration
				SEE	CIA	
Human Resource Management	15ME553	03	3-0-0	80	20	3Hrs

Course Objectives:

1. To develop a meaningful understanding of HRM theory, functions and practices.
2. To apply HRM concepts and skills across various types of organizations.

Module – 1

Human Resource Management

Introduction, meaning, nature, scope of HRM. Importance and Evolution of the concept of HRM. Major functions of HRM, Principles of HRM, Organization of Personnel department, Role of HR Manager.

Job Analysis: Meaning, process of job analysis, methods of collecting job analysis data, Job Description and Specification, Role Analysis.

08 hours

Module – 2

Human Resource Planning: Objectives, Importance and process of Human Resource planning, Effective HRP
Recruitment: Definition, Constraints and Challenges, Sources and Methods of Recruitment, New Approaches to recruitment.
Selection: Definition and Process of Selection. **08 hours**

Module – 3

Placement: Meaning, Induction/Orientation, Internal Mobility, Transfer, Promotion, Demotion and Employee Separation.
Training and development: Training v/s development, Training v/s Education, Systematic Approach to Training, Training Methods, Executive Development, Methods and Development of Management Development, Career and Succession Planning.

08 hours

Module – 4

Performance Appraisal: Concept of Performance Appraisal, the Performance Appraisal process, Methods of Performance Appraisal, Essential Characteristic of an Effective Appraisal System.
Compensation: Objectives of Compensation Planning, Job Evaluation, Compensation Pay Structure in India, Wage and Salary Administration, Factors Influencing Compensation Levels, Executive Compensation. **09 hours**

Module – 5

Employee Welfare: Introduction, Types of Welfare Facilities and Statutory Provisions.
Employee Grievances: Employee Grievance procedure, Grievances management in Indian Industry.
Discipline: Meaning, approaches to discipline, essential of a good disciplinary system, managing difficult employees.

09 hours

Course Outcomes

On completion of the course the student will be able to

1. Understand the importance, functions and principles Human Resource Management and process of Job analysis
2. Summarize the objectives of Human Resource planning, Recruitment and selection process
3. Understand the process involved in Placement, Training and development activities.
4. Understand the characteristics of an effective appraisal system and compensation planning.
5. Understand the issues related to employee welfare, grievances and discipline.

TEXTBOOKS

1. Human Resource Management- Rao V.S.P, Excel books, 2010
2. Human Resource Management- Cynthia D. Fisher, 3/e, AIPD, Chennai
3. Human Resource Management: A South Asian Perspective, Snell, Bohlander&Vohra, 16th Rep., Cengage Learning, 2012
4. Human Resource Management- Lawrence S Kleeman, Biztantra, 2012
5. Human Resource Management- Aswathappa K, HPH

REFERENCE BOOKS

1. Human Resource Management- John M. Ivancevich, 10/e, McGraw Hill.
2. Human Resource Management in Practice- Srinivas R. Kandulla, PHI
3. Human Resource Management- Luis R Gomez-Mejia, David B. Balkin, Robert L Cardy, 6/e, PHI, 2010

NON TRADITIONAL MACHINING
(Professional Elective-I)

Course	Code	Credits	L-T-P	Assessment		Exam Duration
				SEE	CIA	
Non Traditional Machining	15ME554	03	3-0-0	80	20	3Hrs

MODULE 1
INTRODUCTION
Introduction to Non-traditional machining, Need for Non-traditional machining process, Comparison between traditional and non-traditional machining, general classification Non-traditional machining processes, classification based on nature of energy employed in machining, selection of non-traditional machining processes, Specific advantages, limitations and applications of non-traditional machining processes. **08 hours**

MODULE 2
Ultrasonic Machining (USM): Introduction, Equipment and material process, Effect of process parameters: Effect of amplitude and frequency, Effect of abrasive grain diameter, effect of slurry, tool & work material. Process characteristics: Material removal rate, tool wear, accuracy, surface finish, applications, advantages & limitations of USM.
Abrasive Jet Machining (AJM): Introduction, Equipment and process of material removal, process variables: carrier gas, type of abrasive, work material, stand-off distance (SOD).Process characteristics-Material removal rate, Nozzle wear, accuracy & surface finish.Applications, advantages & limitations of AJM.
Water Jet Machining (WJM): Equipment & process, Operation, applications, advantages and limitations of WJM.

08 hours

MODULE 3
ELECTROCHEMICAL MACHINING (ECM)
Introduction, Principle of electro chemical machining: ECM equipment, elements of ECM operation, Chemistry of ECM. ECM Process characteristics: Material removal rate, accuracy, surface finish.
Process parameters: Current density, Tool feed rate, Gap between tool & work piece, velocity of electrolyte flow, type of electrolyte, its concentration temperature, and choice of electrolytes. ECM Tooling: ECM tooling technique & example, Tool & insulation materials.
Applications ECM: Electrochemical grinding and electrochemical honing process. Advantages, disadvantages and application of ECG, ECH.

CHEMICAL MACHINING (CHM)

Elements of the process: Resists (maskants), Etchants. Types of chemical machining process-chemical blanking process, chemical milling process.
Process characteristics of CHM: material removal rate, accuracy, surface finish, advantages, limitations and applications of chemical machining process.

10 hours

MODULE 4

ELECTRICAL DISCHARGE MACHINING (EDM)

Introduction, mechanism of metal removal, EDM equipment: spark erosion generator (relaxation type), dielectric medium-its functions & desirable properties, electrode feed control system. Flushing types; pressure flushing, suction flushing, side flushing, pulsed flushing. EDM process parameters: Spark frequency, current & spark gap, surface finish, Heat Affected Zone. Advantages, limitations & applications of EDM, Electrical discharge grinding, Traveling wire EDM.

PLASMA ARC MACHINING (PAM)

Introduction, non-thermal generation of plasma, equipment mechanism of metal removal, Plasma torch, process parameters, process characteristics. Safety precautions. Safety precautions, applications, advantages and limitations. **08 hours**

MODULE 5

LASER BEAM MACHINING (LBM)

Introduction, generation of LASER, Equipment and mechanism of metal removal, LBM parameters and characteristics, Applications, Advantages & limitations.

ELECTRON BEAM MACHINING (EBM)

Introduction, Principle, equipment and mechanism of metal removal, applications, advantages and limitations.

08 hours

Course Outcomes

On completion of the course, the students will be able to

1. Understand the compare traditional and non-traditional machining processand recognize the need for Non-traditional machining process.
2. Understand the constructional features, performance parameters, process characteristics, applications, advantages and limitations of USM, AJM and WJM.
3. Identify the need of Chemical and electro-chemical machining process along with the constructional features, process parameters, process characteristics, applications, advantages and limitations.
4. Understand the constructional feature of the equipment, process parameters, process characteristics, applications, advantages and limitations EDM & PAM.
5. Understand the LBM equipment, LBM parameters, and characteristics. EBM equipment and mechanism of metal removal, applications, advantages and limitations LBM & EBM.

Text Books:

1. Modern Machining Process by P.C Pandey and H S Shah, McGraw Hill Education India Pvt. Ltd. 2000
2. Production technology, HMT, McGraw Hill Education India Pvt. Ltd. 2001

Reference Books

1. New Technology, Dr. Amitabha Bhattacharyya, The Institute of Engineers (India), 2000
2. Modern Machining process, Aditya, 2002.

OPTIMIZATION TECHNIQUES
(OPEN ELECTIVE – I)

Course	Code	Credits	L-T-P	Assessment		Exam Duration
				SEE	CIA	
Optimization Techniques	15ME561	03	3-0-0	80	20	3Hrs

COURSE OBJECTIVES

Course Objective:
The general objectives of the course is to
1. Introduce the fundamental concepts of Optimization Techniques;
2. Make the learners aware of the importance of optimizations in real scenarios;
3. Provide the concepts of various classical and modern methods of for constrainedand unconstrained problems in both single and multivariable.

MODULE I

Introduction to Classical Optimization Techniques
Statement of an Optimization problem – design vector – design constraints – constraint surface – objective function – objective function surfaces – classification of Optimization problems.
Classical Optimization Techniques
Single variable Optimization, Multi variable Optimization with and without constraints,Multivariable Optimization with equality constraints - solution by method of Lagrange multipliers, Multivariable Optimization with inequality constraints - Kuhn – Tucker conditions.

(8 Hours)

MODULE II
Linear Programming
Various definitions, statements of basic theorems and properties, Advantages, Limitations and Application areas of Linear Programming, Graphical method of Linear Programming problem.

Simplex Method – Phase I and Phase II of the Simplex Method, The Revised Simplex method, Primal and Dual Simplex Method, Big –M method.

(10 Hours)

MODULE III
Transportation Problem
Finding initial basic feasible solution by north – west corner rule, least cost method and Vogel's approximation method – testing for optimality of balanced transportation problems. (Including assignment and travelling salesman problems) (No degeneracy problems)
Queuing

Queuing Models : Essential features of queuing systems, operating characteristics of queuing system, probability distribution in queuing systems, classification of queuing models, solution of queuing M/M/1 : ∞ /FCFS,M/M/1 : N/FCFS, M/M/C : ∞/FCFS, M/M/C : N/FCFS.

(8 Hours)

MODULE IV

Dynamic Programming

Dynamic programming multistage decision processes – types – concept of sub optimization and the principle of optimality – computational procedure in dynamic programming – examples illustrating the calculus method of solution - examples illustrating the tabular method of solution.

Integer Programming

Pure and mixed integer programming problems, Solution of Integer programming problems – Gomory's all integer cutting plane method and mixed integer method, branch and bound method, Zero-one programming. **(8 Hours)**

MODULE V

Simulation Modeling

Introduction, Definition and types, Limitations, Various phases of modeling, Monte Carlo method, Applications, advantages and limitations of simulation

Inventory Models

Role of demand in the development of inventory models, objectives, inventory costs, quantity discount, Economic Order Quantity (EOQ), EOQ when stock replenishment is not instantaneous, Economic lot size when shortages are allowed, economic lot size with different rate of demand in different cycles (Instantaneous replenishment). (No Dynamic EOQ Models) **(8 Hours)**

COURSE OUTCOMES

Upon successful completion of this course, students will be able to

1. Understand the overview of optimization techniques, concepts of design space, constraint surfaces and objective function.
2. Review differential calculus in finding the maxima and minima of functions of several variables.
3. Formulate real-life problems with Linear Programming.
4. Solve the Linear Programming models using graphical and simplex methods.
5. Formulate real-life transportation, assignment and travelling salesman problems to find the optimum solution using transportation algorithms
6. Analyze the Queuing model for effective customer satisfaction
7. Apply dynamic programming to optimize multi stage decision problems.
8. Determine the level of inventory that a business must maintain to ensure smooth operation.
9. Construct precedence diagram for series of activities in a huge project to find out probability of expected completion time using PERT-CPM networks. Also reduce the duration of project by method of crashing.

TEXT BOOKS

1. Engineering optimization: Theory and practice”-by S.S.Rao, New Age International (P) Limited.
2. Operations Research: An Introduction" by H A Taha, 5th Edition, Macmillan, New York.
3. Operations Research by NVR Naidu, G Rajendra, T Krishna Rao, I K International Publishing house, New Delhi.

REFERENCE BOOKS

1. Optimization Methods in Operations Research and systems Analysis” – by K.V. Mittal and C. Mohan, New Age, International (P) Limited, Publishers
2. Operations Research – by S.D.Sharma, KedarnathRamanath& Co
3. Linear programming, G. Hadley, Narosa Publishing House, New Delhi.
4. Industrial Engineering and Production Management, M. Mahajan, Dhanpat Rai & co

ENERGY AND ENVIRONMENT
(OPEN ELECTIVE – I)

Course	Code	Credits	L-T-P	Assessment		Exam Duration
				SEE	CIA	
Energy And Environment	15ME562	03	3-0-0	80	20	3Hrs

Course Objectives

1. Understand energy scenario, energy sources and their utilization
2. Learn about methods of energy storage, energy management and economic analysis
3. Have proper awareness about environment and eco system.
4. Understand the environment pollution along with social issues and acts.

Module – I

Basic Introduction to Energy: Energy and power, forms of energy,primary energy sources, energy flows, world energy production and consumption,Key energy trends in India:Demand, Electricity, Access to modern energy, Energy production and trade, Factors affecting India's energy development:Economy and demographics Policy and institutional framework, Energy prices and affordability, Social and environmental aspects, Investment. **8 Hours**

Module – II

Energy storage systems: Thermal energy storage methods, Energy saving, Thermal energy storage systems
Energy Management: Principles of Energy Management, Energy demand estimation, Energy pricing
Energy Audit: Purpose, Methodology with respect to process Industries, Characteristic method employed in Certain Energy Intensive Industries
Economic Analysis: Scope, Characterization of an Investment Project **10 Hours**

Module – III

Environment: Introduction, Multidisciplinary nature of environmental studies- Definition, scope and importance, Need for public awareness.
Ecosystem: Concept, Energy flow, Structure and function of an ecosystem. Food chains, food webs and ecological pyramids, Forest ecosystem, Grassland ecosystem, Desert ecosystem and Aquatic ecosystems, Ecological succession. **8 Hours**

Module – IV

Environmental Pollution: Definition, Cause, effects and control measures of - Air pollution, Water pollution, Soil pollution, Marine pollution, Noise pollution, Thermal pollution and Nuclear hazards , Solid waste Management, Disaster management Role of an individual in prevention of pollution, Pollution case studies. **8 Hours**

Module – V

Social Issues and the Environment: Climate change, global warming, acid rain, ozone layer depletion, nuclear accidents and holocaust. Case Studies. Wasteland reclamation, Consumerism and waste products, Environment Protection Act, Air (Prevention and Control of Pollution) Act, Water (Prevention and control of Pollution) Act, Wildlife Protection Act, Forest Conservation Act, Issues involved in enforcement of environmental legislation.

8 Hours

Course Outcomes

At the end of the course, the student will be able to:

1. Summarize the basic concepts of energy, its distribution and general Scenario.
2. Explain different energy storage systems, energy management, audit and economic analysis.
3. Summarize the environment eco system and its need for awareness.
4. Identify the various types of environment pollution and their effects.
5. Discuss the social issues of the environment with associated acts.

TEXT BOOKS:

1. Textbook for Environmental Studies For Undergraduate Courses of all Branches of Higher Education by University grant commission and Bharathi Vidyapeeth Institute of environment education and Research ,Pune
2. De, B. K., Energy Management audit & Conservation, 2nd Edition, Vrinda Publication, 2010.

REFERENCE BOOKS:

1. Turner, W. C., Doty, S. and Truner, W. C., Energy Management Hand book, 7th edition, Fairmont Press, 2009.
2. Murphy, W. R., Energy Management, Elsevier, 2007.
3. Smith, C. B., Energy Management Principles, Pergamum, 2007
4. Environment pollution control Engineering by C S rao, New Age Inytermnational, 2006, reprint 2015, 2nd edition
5. Environmental studies, by Benny Joseph, Tata McGraw Hill, 2008, 2nd edition.

E- Learning

- India Energy Outlook 2015(www.iea.org/.../IndiaEnergyOutlook_WEO2015.pdf)
- Open courseware

AUTOMATION AND ROBOTICS
(OPEN ELECTIVE – I)

Course	Code	Credits	L-T-P	Assessment		Exam Duration
				SEE	CIA	
Automation And Robotics	15ME563	03	3-0-0	80	20	3Hrs

Module - 1

Automation

History of Automation, Reasons for automation, Disadvantages of automation, Automation systems, Types of automation – Fixed, Programmable and Flexible automation, Automation strategies

Automated Manufacturing Systems: Components, classification and overview of manufacturing Systems, Flexible Manufacturing Systems (FMS), Types of FMS, Applications and benefits of FMS. **08 Hours**

Module - 2

Robotics

Definition of Robot, History of robotics, Robotics market and the future prospects, Robot Anatomy, Robot configurations: Polar, Cartesian, cylindrical and Jointed-arm configuration.

Robot motions, Joints, Work volume, Robot drive systems, Precision of movement – Spatial resolution, Accuracy, Repeatability, End effectors – Tools and grippers. **08 Hours**

Module - 3

Controllers and Actuators

Basic Control System concepts and Models, Transfer functions, Block diagrams, characteristic equation, Types of Controllers: on-off, Proportional, Integral, Differential, P-I, P-D, P-I-D controllers. Control system and analysis.

Robot actuation and feedback components

Position sensors – Potentiometers, resolvers, encoders, velocity sensors. Actuators - Pneumatic and Hydraulic Actuators, Electric Motors, Stepper motors, Servomotors, Power Transmission systems. **09 Hours**

Module - 4

Robot Sensors and Machine vision system

Sensors in Robotics - Tactile sensors, Proximity and Range sensors, use of sensors in robotics.

Machine Vision System: Introduction to Machine vision, the sensing and digitizing function in Machine vision, Image processing and analysis, Training and Vision systems. **08 Hours**

Module - 5

Robots Technology of the future: Robot Intelligence, Advanced Sensor capabilities, Telepresence and related technologies, Mechanical design features, Mobility, locomotion and navigation, the universal hand, system integration and networking.

Artificial Intelligence: Goals of AI research, AI techniques – Knowledge representation, Problem representation and problem solving, LISP programming, AI and Robotics, LISP in the factory. **09 Hours**

Course Outcomes

On completion of the course student will be able to

1. Classify various types of automation &manufacturing systems
2. Discuss different robot configurations, motions, drive systems and its performance parameters.
3. Describe the basic concepts of control systems, feedback components, actuators and power transmission systems used in robots.
4. Explain the working of transducers, sensors and machine vision systems.
5. Discuss the future capabilities of sensors, mobility systems and Artificial Intelligence in the field of robotics.

Text Books

1. Automation, Production Systems and Computer Integrated Manufacturing M.P. Groover, Pearson Education.5th edition, 2009
2. Industrial Robotics, Technology, Programming and Applications by M.P. Groover, Weiss, Nagel, McGraw Hill International, 2nd edition, 2012.

Reference Books

1. Robotics, control vision and intelligence-Fu, Lee and Gonzalez. McGraw Hill International, 2nd edition, 2007. .
2. Robotic Engineering - An Integrated approach, Klafter, Chmielewski and Negin, PHI, 1st edition, 2009.

PROJECT MANAGEMENT
(OPEN ELECTIVE – I)

Course	Code	Credits	L-T-P	Assessment		Exam Duration
				SEE	CIA	
Project Management	15ME564	03	3-0-0	80	20	3Hrs

MODULE – 1

Introduction: Definition of project, characteristics of projects, understandprojects, types of projects, scalability of project tools, project roles

Project Selection And Prioritization – Strategic planning process, Strategicanalysis, strategic objectives, portfolio alignment – identifying potentialprojects, methods of selecting projects, financial mode / scoring models toselect projects, prioritizing projects, securing and negotiating projects.

08 Hours

MODULE – 2

Planning Projects: Defining the project scope, Project scope checklist, Project priorities, Work Breakdown Structure (WBS), Integrating WBS with organisation, coding the WBS for the information system.

Scheduling Projects: Purpose of a project schedule, historical development,how project schedules are limited and created, develop project schedules,uncertainty in project schedules, Gantt chart. **08 Hours**

MODULE – 3

Resourcing Projects: Abilities needed when resourcing projects, estimateresource needs, creating staffing management plant, project teamcomposition issues, Budgeting Projects: Cost planning, cost estimating, cost budgeting, establishing cost control.
Project Risk Planning: Risk Management Planning, risk identification, riskanalysis, risk response planning, Project Quality Planning and ProjectKickoff: Development of quality concepts, project quality management plan, project quality tools, kickoff project, baseline and communicate projectmanagement plan, using Microsoft Project for project baselines.

08 Hours

MODULE –4

Performing Projects: Project supply chain management: - Plan purchasingand acquisitions, plan contracting, contact types, project partnering andcollaborations, project supply chain management.

Project Progress and Results: Project Balanced ScorecardApproach, Internal project, customer, financial issues, Finishing the project: Terminateproject early, finish projects on time, secure customer feedback and approval,knowledge management, perform administrative and contract closure.

08 Hours

MODULE - 5

Network Analysis

Introduction, network construction - rules, Fulkerson's rule for numbering the events, AON and AOA diagrams; Critical path method (CPM) to find the expected completion time of a project, floats; PERTfor finding expected duration of an activity and project, determining the probability of completing a project, predicting the completion time of project; crashing of simple projects. **10 Hours**

Course Outcomes

On completion of the course the student will be able to

1. Understand the selection, prioritization and initiation of individual projects and strategic role of project management.
2. Understand the work breakdown structure by integrating it with organization.
3. Understand the scheduling and uncertainty in projects.
4. Students will be able to understand risk management planning using project quality tools.
5. Understand the activities like purchasing, acquisitions, contracting, partnering and collaborations related to performing projects.
6. Determine project progress and results through balanced scorecard approach
7. Draw the network diagram to calculate the duration of the project and reduce it using crashing.

TEXT BOOKS

1. Project Management, Timothy J Kloppenborg, Cengage Learning, Edition 2009.
2. Project Management, A systems approach to planning scheduling and controlling by Harold kerzner, CBS publication.
3. Project Management by S Choudhury, Mc Graw Hill Education (India) Pvt. Ltd. New Delhi, 2016

REFERENCE BOOKS

1. Project Management, Pennington Lawrence, Mc Graw hill
2. Project Management, A Moder Joseph and Phillips New Yark Van Nostrand, Reinhold.
3. Project Management,Bhavesh M. Patal, Vikas publishing House,

FLUID MECHANICS & MACHINERY LAB

Course	Code	Credits	L-T-P	Assessment		Exam Duration
				SEE	CIA	
Fluid Mechanics & Machinery Lab	15MEL57	02	1-0-2	80	20	3Hrs

Co-requisite Courses: Turbo Machines
Prerequisites : Fluid Mechanics and Thermodynamics
Course Objectives:

1. This course will provide a basic understanding of flow measurements usingvarious types of flow measuring devices, calibration and losses associated with these devices.
2. Energy conversion principles, analysis and understanding of hydraulic turbines and pumps will be discussed. Application of these concepts for these machines will be demonstrated. Performance analysis will be carried out using characteristic curves.

PART – A

1. Lab layout, calibration of instruments and standards to be discussed
2. Determination of coefficient of friction of flow in a pipe.
3. Determination of minor losses in flow through pipes.
4. Application of momentum equation for determination of coefficient of impact of jets on flat and curved blades
5. Calibration of flow measuring devices.
6. Orifice meter
   - Nozzle
   - Venturimeter
   - V-notch

PART – B

7. Performance on hydraulic Turbines
   a. Pelton wheel
   b. Francis Turbine
   c. Kaplan Turbines
8. Performance hydraulic Pumps
   d. Single stage and Multi stage centrifugal pumps
   e. Reciprocating pump
9. Performance test on a two stage Reciprocating Air Compressor
10. Performance test on an Air Blower

PART – C (Optional)

11. Visit to Hydraulic Power station/ Municipal Water Pump House and Case Studies
12. Demonstration of cut section models of Hydraulic turbines and Pumps.

Course Outcomes:

At the end of this course students are able to,

1. Perform experiments to determine the coefficient of discharge of flow measuring devices.
2. Conduct experiments on hydraulic turbines and pumps to draw characteristics.
3. Test basic performance parameters of hydraulic turbines and pumps and execute the knowledge in real life situations.
4. Determine the energy flow pattern through the hydraulic turbines and pumps
5. Exhibit his competency towards preventive maintenance of hydraulic machines

Reading:

1. K.L.Kumar."Engineering Fluid Mechanics" Experiments, Eurasia Publishing House, 1997
2. Jagdish Lal, Hydraulic Machines, Metropolitan Book Co, Delhi, 1995
3.George E. Totten , Victor J. De Negri "Handbook of Hydraulic Fluid Technology, Second Edition, 2011.

Scheme of Examination:

ONE question from part -A: 25 Marks
ONE question from part -B: 40 Marks
Viva –Voice : 15 Marks
Total: 80 Marks

ENERGY LAB

Course	Code	Credits	L-T-P	Assessment		Exam Duration
				SEE	CIA	
Energy Lab	15MEL58	02	1-0-2	80	20	3Hrs

Prerequisites: Basic andApplied Thermodynamics

Course Objectives:

1. This course will provide a basic understanding of fuel properties and its measurements using various types of measuring devices
2. Energy conversion principles, analysis and understanding of I C Engines will be discussed. Application of these concepts for these machines will be demonstrated. Performance analysis will be carried out using characteristic curves.
3. Exhaust emissions of I C Engines will be measured and compared with the standards.

PART – A

1. Lab layout, calibration of instruments and standards to be discussed
2. Determination of Flash point and Fire point of lubricating oil using Abel Pensky and Marten's (closed) / Cleveland's (Open Cup) Apparatus.
3. Determination of Calorific value of solid, liquid and gaseous fuels.
4. Determination of Viscosity of a lubricating oil using Redwoods, Sayboltand Torsion Viscometers.
5. Analysis of moisture, volatile matter, ash content and fixed carbon of solid and liquid fuel samples
6. Valve Timing/port opening diagram of an I.C. Engine.

PART - B

7. Performance Tests on I.C. Engines, Calculations of IP, BP, Thermal efficiency, Volumetric efficiency, Mechanical efficiency, SFC, FP, A:F Ratio, heat balance sheet for
    a. Four stroke Diesel Engine
    b. Four stroke Petrol Engine
    c. Multi Cylinder Diesel/Petrol Engine, (Morse test)
    d. Two stroke Petrol Engine
    e. Variable Compression Ratio I.C. Engine.
8. Measurements of Exhaust Emissions of Petrol engine.
9. Measurements of Exhaust Emissions of Diesel engine.
10. Measurement of $p\theta$, pV plots usingComputerized IC engine test rig

PART – C (Optional)

11. Visit to Automobile Industry/service stations.
12. CFD Analysis of design, development, performance evaluation and process optimization in I C Engines.

Course Outcomes: At the end of this course students are able to,

1. Perform experiments to determine the properties of fuels and oils.
2. Conduct experiments on engines and draw characteristics.
3. Test basic performance parameters of I.C. Engine and implement the knowledge in industry.
4. Identify exhaust emission, factors affecting them and report the remedies.
5. Determine the energy flow pattern through the I C Engine
6. Exhibit his competency towards preventive maintenance of IC engines.

References

1. E.F.Obert, Internal combustion engines and air pollution intext educational publishers (1973). John Heywood, Internal combustion engine fundamentals, McGraw- Hill (1988) - USA.
2. Colin R Ferguson and Allan T. Kirkpatrick Internal combustion engines Applied Thermodynamics, John Wiley & sons – 2001.
3. Richard stone, Introduction to internal combustion engines, MacMillan (1992) – USA
4. M. L. Mathur And R.P. Sharma A course in internal combustion engines, Dhanpat Rai& sons- India.
5. C. F. Taylor The internal combustion engines in theory and practice, 2 vols. by:, pub.: Wily.
6. C. F. Taylor The internal combustion engines in theory and practice, 2 vols. by:, pub.: Wily.
7. Ganesan, V., Fundamentals of IC Engines, Tata McGraw Hill, 2003
8. Bosch, Automotive hand book, 9th edition.

Scheme of Examination:

ONE question from part -A: 25 Marks
ONE question from part -B: 40 Marks
Viva –Voice : 15 Marks
Total: 80 Marks

B.E. Mechanical Engineering

VI SEMESTER

Sl. No	Subject Code	Title	Teaching Hours /Week			Examination				Credits
			Lecture	Tutorial	Practical	Duration (Hours)	Theory/ Practical Marks	I.A. Marks	Total Marks	
1	15ME61	Finite Element Analysis	3	2	0	03	80	20	100	4
2	15ME62	Computer integrated Manufacturing	4	0	0	03	80	20	100	4
3	15ME63	Heat Transfer	3	2	0	03	80	20	100	4
4	15ME64	Design of Machine Elements -II	3	2	0	03	80	20	100	4
5	15ME65X	Professional Elective-II	3	0	0	03	80	20	100	3
6	15ME66X	Open Elective-II	3	0	0	03	80	20	100	3
7	15MEL67	Heat Transfer Lab	1	0	2	03	80	20	100	2
8	15MEL68	Modeling and Analysis Lab(FEA)	1	0	2	03	80	20	100	2
TOTAL			**21**	**6**	**04**		**640**	**160**	**800**	**26**

Professional Elective-II		Open Elective-II	
15ME651	Computational Fluid Dynamics	15ME661	Energy Auditing
15ME652	Mechanics of Composite Materials	15ME662	Industrial Safety
15ME653	Metal Forming	15ME663	Maintenance Engineering
15ME654	Tool Design	15ME664	Total Quality Management
15ME655	Automobile Engineering		

1. Core subject: This is the course, which is to be compulsorily studied by a student as a core requirement to complete the requirement of a programme in a said discipline of study.

2. Professional Elective: Elective relevant to chosen specialization/ branch

3. OpenElective: Electives from other technical and/or emerging subject areas.

FINITE ELEMENT ANALYSIS

Course	Code	Credits	L-T-P	Assessment		Exam Duration
				SEE	CIA	
Finite Element Analysis	15ME61	04	3-2-0	80	20	3Hrs

Course Objectives:

1.To learn basic principles of finite element analysis procedure .

2.To learn the theory and characteristics of finite elements that represent engineering structures.

3.To learn and apply finite element solutions to structural, thermal, dynamic problem to develop the knowledge and skills needed to effectively evaluate finite element analyses.

Module I

Introduction to Finite Element Method : General description of the finite element method. Engineering applications of finite element method. Boundary conditions: homogeneous and nonhomogeneous for structural, heat transfer and fluid flow problems.Potential energy method, Rayleigh Ritz method, Galerkin's method, Displacement method of finite element formulation. Convergence criteria, Discretisation process, Types of elements: 1D, 2D and 3D, Node numbering, Location of nodes. Strain displacement relations, Stress strain relations, Plain stress and Plain strain conditions, temperature effects.

Interpolation models: Simplex, complex and multiplex elements, Linear interpolation polynomials in terms of global coordinates 1D, 2D, 3D Simplex Elements.

10 Hours

Module II

One-Dimensional Elements-Analysis of Bars and Trusses,
Linear interpolation polynomials in terms of localcoordinate's for1D, 2Delements. Higher order interpolation functions for 1D quadratic and cubic elements in natural coordinates, , , Constant strain triangle, Four-Nodded Tetrahedral Element (TET 4), Eight-Nodded Hexahedral Element (HEXA

8), 2D isoparametric element, Lagrange interpolation functions, Numerical integration: Gaussian quadrature one point, two point formulae, 2D integrals. Fore terms: Body force, traction force and point loads,

Numerical Problems: Solution for displacement, stress and strain in 1D straight bars, stepped bars and tapered bars using elimination approach and penalty approach, Analysis of trusses.

10 Hours

Module III

Beams and Shafts: Boundary conditions, Load vector, Hermite shape functions, Beam stiffness matrix based on Euler-Bernoulli beam theory, Examples on cantilever beams, propped cantilever beams, Numerical problems on simply supported, fixed straight and stepped beams using direct stiffness method with concentrated and uniformly distributed load.

Torsion of Shafts: Finite element formulation of shafts, determination of stress and twists in circular shafts.

08 Hours

Module IV

Heat Transfer: Basic equations of heat transfer: Energy balance equation, Rate equation: conduction, convection, radiation, energy generated in solid, energy stored insolid, 1D finite element formulation using vibrational method, Problems with temperature gradient and heat fluxes, heat transfer in composite sections, straight fins.

Fluid Flow: Flow through a porous medium, Flow through pipes of uniform and stepped sections, Flow through hydraulic net works.

10 Hours

Module V

Axi-symmetric Solid Elements: Derivation of stiffness matrix of axisymmetric bodies with triangular elements, Numerical solution of axisymmetric triangular element(s) subjected to surface forces, point loads, angular velocity, pressure vessels.

Dynamic Considerations: Formulation for point mass and distributed masses, Consistent element mass matrix of one dimensional bar element, truss element, axisymmetric triangular element, quadrilateral element, beam element. Lumped mass matrix of bar element, truss element, Evaluation of eigen values and eigen vectors, Applications to bars, stepped bars, and beams.

Course outcomes:

Upon successful completion of this course you should be able to:

1.Understand the concepts behind formulation methods in FEM.

2.Identify the application and characteristics of FEA elements such as bars, beams, plane and iso-parametric elements.

3.Develop element characteristic equation and generation of global equation.

4.Able to apply suitable boundary conditions to a global equation for bars, trusses, beams, circular shafts, heat transfer, fluid flow, axi symmetric and dynamic problems and solve them displacements, stress and strains induced.

12Hours

Text Books:

1. Logan, D. L., A first course in the finite element method,6th Edition, Cengage Learning, 2016.
2. Rao, S. S., Finite element method in engineering, 5th Edition, Pergaman Int. Library of Science, 2010.
3. Chandrupatla T. R., Finite Elements in engineering**,** 2nd Edition, PHI, 2013.

Reference Books:

1. J.N.Reddy, "**Finite Element Method"-** McGraw -Hill International Edition.Bathe K. J. Finite Elements Procedures, PHI.
2. Cook R. D., et al. "**Conceptsand Application of Finite Elements Analysis"-** 4th Edition, Wiley & Sons, 2003.

Computer Integrated Manufacturing

Course	Code	Credits	L-T-P	Assessment		Exam Duration
				SEE	CIA	
Computer Integrated Manufacturing	15ME62	04	3-2-0	80	20	3Hrs

Course Objectives:

CLO1	To impart knowledge of CIM andAutomation and different concepts of automation by developing mathematical models.
CLO2	To make students to understand the Computer Applications in Design and Manufacturing [CAD / CAM) leading to Computer integrated systems. Enable them to perform various transformations of entities on display devices.
CLO3	To expose students to automated flow lines,assembly lines,Line Balancing Techniques,and Flexible Manufacturing Systems.
CLO4	To expose students to computer aided process planning, material requirement planning, capacity planning etc.
CLO5	To expose the students to CNC Machine Tools,CNC part programming, and industrial robots.
CLO6	To introduce the students to concepts of Additive Manufacturing, Internet of Things, and Industry 4.0leading to Smart Factory.

Module - 1

1. **Introduction to CIM and Automation:**
   Automation in Production Systems, automated manufacturing systems- types of automation, reasons for automating, Computer Integrated Manufacturing, computerized elements of a CIM system, CAD/CAM and CIM.
   Mathematical models and matrices:production rate, production capacity, utilization and availability, manufacturing lead time, work-in-process, numerical problems. **5 Hours**
2. **Automated Production Lines and Assembly Systems:** Fundamentals, system configurations, applications, automated flow lines, buffer storage, control of production line, analysis of transfer lines, analysis of flow lines without storage, partial automation, analysis of automated flow lines with storage buffer, fundamentals of automated assembly systems, numerical problems. **5 Hours**

Module – 2

3. **CAD and Computer Graphics Software:**The design process, applications of computers in design**,** software configuration, functions of graphics package, constructing the geometry.
   Transformations: 2D transformations, translation, rotation and scaling, homogeneous transformation matrix, concatenation, numerical problems on transformations. **5 Hours**

4. **Computerized Manufacture Planning and Control System:** Computer Aided Process Planning, Retrieval and Generative Systems, benefits of CAPP, Production Planning and Control Systems, typical activities of PPC System,computer integrated production management system, Material Requirement Planning, inputs to MRP system, working of MRP, outputs and benefits, Capacity Planning, Computer Aided Quality Control, Shop floor control. **5 Hours**

Module- 3

5. **Flexible Manufacturing Systems:** Fundamentalsof Group Technology and Flexible Manufacturing Systems, types of FMS, FMS components, Material handling and storage system, applications, benefits, computer control systems, FMS planning and design issues, Automated Storage and Retrieval Systems, AS/RSand Automatic parts identification systems and data capture.
   5 Hours

6. **Line Balancing:** Linebalancing algorithms,methods of line balancing, numerical problems on largest candidate rule, Kilbridge and Wester method, and Ranked Positional Weights method, Mixed Model line balancing, computerizedline balancing methods.
   5 Hours

Module-4.

7. **Computer Numerical Control:** Introduction,components of CNC, CNC programming, manual part programming, G Codes, M Codes, programming of simple components inturning,drilling and milling systems, programming with canned cycles.Cutter radius compensations. **5 Hours**

8. **Robot Technology:** Robot anatomy, joints and links, common robot configurations, robot control systems, accuracy and repeatability, end effectors, sensors in robotics.
   Robot programming methods: on-line and off-line methods.
   Robot industrial applications:material handling, processing and assembly and inspection.
   5 Hours

Module – 5

9. **Additive Manufacturing Systems:** Basic principles of additive manufacturing, slicing CAD models for AM, advantages and limitations of AM technologies, Additive manufacturing processes:Photo polymerization, material jetting, binder jetting, materialextrusion, Powder bed sintering techniques, sheet lamination, directenergy deposition techniques, applications of AM. Recent trends in manufacturing, Hybrid manufacturing. **5 Hours**

10. **Future of Automated Factory:**Industry 4.0, functions, applications and benefits. Components of Industry 4.0, Internet of Things (IOT), IOT applications in manufacturing,Big-Data and Cloud Computing for IOT, IOT for smart manufacturing, influence of IOT on predictive maintenance, industrial automation, supply chain optimization, supply-chain & logistics, cyber-physical manufacturing systems. **5 Hours**

Course Outcomes:

After studying this course, students will be able to:

CO1	Able to define Automation, CIM, CAD, CAM and explain the differences between these concepts. Solve simple problems of transformations of entities on computer screen.
CO2	Explain the basics of automated manufacturing industries through mathematical models and analyze different types of automated flow lines.
CO3	Analyze the automated flow linesto reduce down time and enhance productivity.
CO4	Explain the use of different computer applications in manufacturing, and able to prepare part programs for simple jobs on CNC machine tools and robot programming.
CO5	Visualize and appreciate the modern trends in Manufacturing like additive manufacturing, Industry 4.0 and applications of Internet of Things leading to Smart Manufacturing.

Text Books:

1. Automation, Production Systems and Computer-Integrated Manufacturing, by Mikell P Groover, 4th Edition,2015, Pearson Learning.
2. CAD / CAM Principles and Applications by P N Rao, 3rd Edition, 2015, Tata McGraw-Hill.
3. CAD/CAM/CIM, Dr. P. Radhakrishnan, 3rd edition, New Age International Publishers, New Delhi.

Reference Books:

1. “CAD/CAM” by Ibrahim Zeid, Tata McGraw Hill.
2. “Principles of Computer Integrated Manufacturing”, S.Kant Vajpayee, 1999, Prentice Hall of India, New Delhi.

3. “Work Systems And The Methods, Measurement And Management of Work”, Groover M. P.,Pearson/Prentice Hall, Upper Saddle River, NJ, 2007.
4. “Computer Automation in Manufacturing”, Boucher, T. O., Chapman & Hall, London, UK, 1996.
5. “Introduction to Robotics: Mechanics And Control”, Craig, J. J., 2nd Ed., Addison-Wesley Publishing Company, Readong, MA, 1989.
6. Internet of Things (IoT): Digitize or Die: Transform your organization. Embrace the digital evolution. Rise above the competition,by Nicolas Windpassinger, Amazon.
7. "Internet of Things: A Hands-on Approach", by ArshdeepBahga and Vijay Madisetti (Universities Press)
8. Additive Manufacturing Technologies: Rapid Prototyping to Direct Digital Manufacturing, 2nd Ed. (2015), Ian Gibson, David W. Rosen, Brent Stucker
9. **“Understanding Additive Manufacturing”,** Andreas Gebhardt, Hanser Publishers,

2011

10. Industry 4.0: The Industrial Internet of Things, Apress, 2017, by Alasdair Gilchrist

Heat Transfer

Course	Code	Credits	L-T-P	Assessment		Exam Duration
				SEE	CIA	
Heat Transfer	15ME63	04	3-2-0	80	20	3Hrs

Pre-requisites: Basic and Applied Thermodynamics

Course learning objectives:

- Study the modes of heat transfer.
- Learn how to formulate and solve 1-D steady and unsteady heat conduction problems.
- Apply empirical correlations for fully-developed laminar, turbulent internal flows and external boundary layer convective flow problems.
- Study the basic principles of heat exchanger analysis and thermal design.
- Understand the principles of boiling and condensation including radiation heat transfer related engineering problems.

Module – I

Introductory concepts and definitions: Modes of heat transfer: Basic laws governing conduction, convection, and radiation heat transfer; Thermal conductivity; convective heat transfer coefficient; radiation heat transfer combined heat transfer mechanism, Types of boundary conditions. General Heat Conduction Equation: Derivation of the equation in (i) Cartesian, (ii) Polar and (iii) Spherical Co-ordinate Systems.

Steady-state one-dimensional heat conduction problems in Cartesian System: Steady-state one-dimensional heat conduction problems (i) with and without heat generation and (ii) with and without varying thermal conductivity - in Cartesian system with various possible boundary conditions, Thermal Resistances in Series and in Parallel. **8 Hours**

Module – II

Critical Thickness of Insulation: Concept, Derivation, Extended Surfaces or Fins: Classification, Straight Rectangular and Circular Fins, Temperature Distribution and Heat Transfer Calculations, Fin Efficiency and Effectiveness, Applications

Transient [Unsteady-state] heat conduction: Definition, Different cases - Negligible internal thermal resistance, negligible surface resistance, comparable internal thermal and surface resistance, Lumped body, Infinite Body and Semi-infinite Body, Numerical Problems, Heisler and Grober charts.

9 Hours

Module – III

Numerical Analysis of Heat Conduction: Introduction, one-dimensional steady conduction, one dimensional unsteady conduction, two-dimensional steady and unsteady conduction, the difference equation, boundary conditions, solution methods, cylindrical coordinates and irregular boundaries.

Thermal Radiation: Fundamental principles - Gray, White, Opaque, Transparent and Black bodies, Spectral emissive power, Wien's, Rayleigh-Jeans' and Planck's laws, Hemispherical Emissive Power, Stefan-Boltzmann law for the total emissive power of a black body, Emissivity and Kirchhoff's Laws, View factor, Net radiation exchange in a two-body enclosure, Typical examples for these enclosures, Radiation Shield.

9 Hours

Module – IV

Forced Convection: Boundary Layer Theory, Velocity and Thermal Boundary Layers, Prandtl number, Governing Equations – Continuity, Navier-Stokes and Energy equations, Boundary layer assumptions, Integral and Analytical solutions to above equations, Turbulent flow, Various empirical solutions, Forced convection flow over cylinders and spheres, Internal flows –laminar and turbulent flow solutions, Forced Convection Cooling of Electronic Devices.

Free convection: Laminar and Turbulent flows, Vertical Plates, Vertical Tubes and Horizontal Tubes, Empirical solutions.

8 Hours

Module – V

Heat Exchangers: Definition, Classification, applications, LMTD method, Effectiveness - NTU method, Analytical Methods, Fouling Factors, Chart Solution Procedures for solving Heat Exchanger problems: Correction Factor Charts and Effectiveness-NTU Charts, compact heat exchangers.

Heat Transfer with Phase Change: Introduction to boiling, pool boiling, Bubble Growth Mechanisms, Nucleate Pool Boiling, Critical Heat Flux in Nucleate Pool Boiling, Pool Film Boiling, Critical Heat Flux, Heat Transfer beyond the Critical Point, filmwise and dropwise Condensation, heat pipes, entrainment, wicking and boiling limitations. **9 Hours**

Course Outcomes

At the end of the course, the student will be able to:

- Understand the basic modes of heat transfer.
- Compute temperature distribution in steady-state and unsteady-state heat conduction
- Understand and interpret heat transfer through extended surfaces.
- Interpret and compute forced and free convective heat transfer.
- Explain the principles of radiation heat transfer and understand the numerical formula for heat conduction problems.
- Design heat exchangers using LMTD and NTU methods.

TEXT BOOKS:

1. Principals of heat transfer, Frank Kreith, Raj M. Manglik, Mark S. Bohn, Seventh Edition, Cengage learning, 2011.
2. Yunus A. Cengel - Heat transfer, a practical approach, Fifth edition,Tata Mc Graw Hill.

REFERENCE BOOKS:

1. Heat nd mass transfer, Kurt C, Rolle, second edition, Cengage learning.
2. Heat Transfer, M. Necati Ozisik, A Basic Approach, McGraw Hill, New York, 2005.
3. Fundamentals of Heat and Mass Transfer, Incropera, F. P. and De Witt, D. P., 5th Edition, John Wiley and Sons, New York, 2006.
4. Heat Transfer, Holman, J. P., 9th Edition, Tata McGraw Hill, New York, 2008.

E-Books/Web references:

1. A Text book of Heat Transfer, John H Lienhard, 4th Edition,
2. NPTEL Heat Transfer course for Mechanical Engineering, http://nptel.ac.in/courses/112101097/
3. Heat Transfer, Chris Long & Naser Sayma, Bookboon.com

MOOCs:

1. Fluid flow, Heat and Mass Transfer- http://ocw.tudelft.nl/courses/applied-earth-sciences/fluid-flow-heat-mass-transfer/course
2. Heat transfer course- https://legacy.saylor.org/me204/Intro/

Scheme of Examination:

Two questions to be set from each module. Students have to answer five full questions, choosing at least one full question from each module.

DESIGN OF MACHINE ELEMENTS II

Course	Code	Credits	L-T-P	Assessment		Exam Duration
				SEE	CIA	
Design of Machine Elements II	15ME64	04	3-2-0	80	20	3Hrs

Course Objectives:

CLO1	To understand various elements involved in a mechanical system.
CLO2	To analyze various forces acting on the elements of a mechanical system and design them using appropriate techniques, codes, and standards.
CLO3	To select transmission elements like gears, belts, pulleys,bearings from the manufacturers' catalogue.
CLO4	To design completely a mechanical system integrating machine elements.
CLO5	To produce assembly and working drawings of various mechanical systems involving machine elements like belts, pulleys, gears, springs, bearings, clutches and brakes.

MODULE I

Curved Beams: Stresses in curved beams of standard cross sections used in crane hook, punching presses & clamps, closed rings and links.

Cylinders & Cylinder Heads: Review of Lame's equations; compound cylinders, stresses due to different types of fit on cylinders; cylinder heads and flats.

08 Hours

MODULE 2

Belts: Materials of construction of flat and V belts, power rating of belts,concept of slip and creep, initial tension, effect of centrifugal tension, maximum power condition.

Selection of flat and V belts-length & cross section from manufacturers' catalogues.

Construction and application of timing belts.

Wire ropes: Construction of wire ropes, stresses in wire ropes, and selection of wire ropes.

(Only theoretical treatment)

Chain drive: Types of power transmission chains, modes of failure for chain, and lubrication of chains.(Only theoretical treatment)

Springs: Types of springs, spring materials, stresses in helical coil springs of circular and non-circular cross sections. Tension and compression springs, concentric springs;springs under fluctuating loads.
Leaf Springs: Stresses in leaf springs,equalized stresses, and nipping of leaf springs.
Introduction to torsion and Belleville springs.

10 Hours

MODULE 3

Gear drives: Classification of gears, materials for gears, standard systems of gear tooth, gear tooth failure modes and lubrication of gears.
Spur Gears: Definitions, stresses in gear tooth: Lewis equation and form factor, design for strength, dynamic load and wear.
Helical Gears: Definitions, transverse and normal module, formative number of teeth, design based on strength, dynamic load and wear.
Bevel Gears: Definitions, formative number of teeth, design based on strength, dynamic load and wear.

12 Hours

MODULE 4

Worm Gears: Definitions, types of worm and worm gears, and materials for worm and worm wheel. Design based on strength, dynamic, wear loads and efficiency of worm gear drives.
Design of Clutches: Types of clutches and their applications, single plate and multi-plate clutches.
(Numerical examples only on single and multi-plate clutches)
Design of Brakes: Types of Brakes, Block and Band brakes,selflocking of brakes, and heat generation in brakes.

10 Hours

MODULE 5

Lubrication and Bearings: Lubricants and their properties, bearing materials and properties;mechanisms of lubrication,hydrodynamic lubrication, pressure development in oil film, bearing modulus, coefficient of friction, minimum oil film thickness, heat generated, and heat dissipated.
Numericalexamples onhydrodynamic journal and thrust bearing design.

Anti friction bearings: Types of rolling contact bearings and their applications, static and dynamic load carrying capacities, equivalent bearing load, load life relationship; selection of deep grove ball bearings from the manufacturers' catalogue; selection of bearings subjected to cyclic loads and speeds; probability of survival.

10 Hours

Course Outcomes:
After learning the course the students should be able to:

CO1	Apply engineering design tools to product design.
CO2	Design mechanical systems involving springs,belts and pulleys.
CO3	Design different types of gears and simple gear boxes for different applications.
CO4	Design brakes and clutches.
CO5	Design hydrodynamic bearings for different applications.
CO6	Select Anti friction bearings for different applications using the manufacturers, catalogue.
C07	Develop proficiency to generate production drawings using CAD software.
C08	Become good design engineers through learning the art of working in a team with morality and ethics.

Scheme of Examination:
Two questions to be set from each module. Students have to answer five full questions, choosing one full question from each module.

Assignment:
Course work includes a **Design project**. Design project should enable the students to design a mechanical system (like single stage reduction gear box with spur gears, single stage worm reduction gear box, V-belt and pulley drive system, machine tool spindle with bearing mounting, C-clamp, screw jack, single plate clutch, etc.)A group of students (maximum number in a group should be 4) should submit assembly drawing and part drawings,completely dimensioned, indicating the necessary manufacturing tolerances, surface finish symbols and geometric tolerances wherever necessary. Design project must be completed using appropriate solid modeling software. Computer generated drawings must be submitted. Design calculations must be hand written and should be included in the report.

Design project should be given due credit (5 marks) in internal assessment.

Textbooks:

[1] Richard G. Budynas,and J. Keith Nisbett,**"**Shigley's Mechanical Engineering Design**",** McGraw-Hill Education, 10th Edition, 2015.
[2] Juvinall R.C, and Marshek K.M, "Fundamentals of Machine Component Design", John Wiley & Sons, Third Edition, Wiley student edition, 2007.
[3] V. B. Bhandari, *"Design of Machine Elements",*4th Ed., Tata Mcgraw Hill, 2016.

References:

[1] Robert L. Norton "Machine Design- an integrated approach", Pearson Education, 2nd edition.
[2] Spotts M.F., Shoup T.E "Design and Machine Elements", Pearson Education, 8th edition,2006.
[3] Orthwein W, "Machine Component Design", Jaico Publishing Co, 2003.

[4] Hall, Holowenko, Laughlin (Schaum's Outline Series), "Machine design" adapted by S.K.Somani, Tata McGrawHill Publishing Company Ltd., Special Indian Edition, 2008.
[5] G. M. Maithra and L.V.Prasad, "Hand book of Mechanical Design", Tata McGraw Hill, 2nd edition,2004.

Design Data Hand Book:

[1] Design Data Hand Book, K.Lingaiah, McGraw Hill, 2nd edition, 2003.
[2] Design Data Hand Book, K.Mahadevan and Balaveera Reddy, CBS publication.
[3] Design Data Hand Book, H.G.Patil, I.K.International Publisher, 2010
[4]PSG Design Data Hand Book, PSG College of technology, Coimbatore.

Computational Fluid Dynamics

Course	Code	Credits	L-T-P	Assessment		Exam duration
				SEE	CIA	
Computational Fluid Dynamics	15ME651	03	3-0-0	80	20	3Hrs

Pre-requisites: Fluid Mechanics, Vector Calculus, Linear Algebra.

Course learning objectives:

- Study the governing equations of fluid dynamics
- Learn how to formulate and solve Euler's equation of motion.
- Become skilled at Representation of Functions on Computer
- Solve computational problems related to fluid flows

Module – I

Introduction to CFD and Governing Equations

Need of CFD as tool, role in R&D, continuum, material or substantial derivative or total derivative, gradient, divergence and curl operators, Linearity, Principle of Superposition. Derivation of Navier-Stokes equations in control volume (integral form) and partial differential form, Euler equations (governing inviscid equations). Mathematical classification of PDE (Hyperbolic, Parabolic, Elliptic). Method of characteristics, Introduction to Riemann Problem and Solution Techniques. **9 Hours**

Module – II

One-dimensional Euler's equation

Conservative, Non conservative form and primitive variable forms of Governing equations. Flux Jacobian, Is there a systematic way to diagonalise '**A**'. Eigenvalues and Eigenvectors of Flux Jacobian. Decoupling of Governing equations, introduction of characteristic variables. Relation between the two non-conservative forms. Conditions for genuinely nonlinear characteristics of the flux Jacobian.

Introduction to Turbulence Modeling: Derivation of RANS equations and k-epsilon model.

8 Hours

Module – III

Representation of Functions on Computer

Need for representation of functions, Box Function, Hat Function, Representation of sinx using hat functions: Aliasing, high frequency, low frequency. Representation error as a global error. Derivatives of hat functions, Haar functions, Machine Epsilon. Using Taylor series for representation of Derivatives. 7 **Hours**

Module – IV

Finite difference method – Applied to Linear Convection equation, Laplace Equations, Convection Diffusion equations, Burgers equations, modified equations • Explicit methods and Implicit methods – as applied to applied to linear convection equation, Laplace equations, convection-diffusion equation◦ FTCS,FTFS,FTBS,CTCS ◦ Jacobi Method, Gauss-Siedel, Successive Over Relaxation Method, TDMA.• VonNaumann stability (linear stability) analysis. Upwind Method in Finite Difference method. **8 Hours**

Module – V

Finite volume method

Finite volume method. Finding the flux at interface.

Central schemes - Lax-Friedrichs Method, Lax-Wendroff Method, Two-Step Lax-Wendroff Method and Mac Cormack Method

Upwind Method in Finite Volume methods - Flux Splitting Method Steger and Warming, vanLeer, Roe's Method and finding Roe's Averages. 8 **Hours**

Course Outcomes

At the end of the course, the student will be able to:

- Understand mathematical characteristics of partial differential equations.
- Explain how to classify and computationally solve Euler and Navier-Stokes equations.
- Make use of the concepts like accuracy, stability, consistency of numerical methods for the governing equations.
- Identify and implement numerical techniques for space and time integration of partial differential equations.
- Conduct numerical experiments and carry out data analysis.
- Acquire basic skills on programming of numerical methods used to solve the Governing equations.

Text Books

1. T.j.chung, Computational Fluid Dynamics, , Cambridge University Press
2. Ghoshdastidar, Computational fluid dynamics and heat transfer, Cengage learning, 2017.
3. Charles Hirsch, Numerical Computation of Internal and External Flows: The Fundamentals of Computational Fluid Dynamics – Vol 1 & Vol 2, Butterworth- Heinemann, 2007

Reference Books:

1. Pletcher, r. H., Tannehill, j. C., Anderson, d., Computational fluid mechanics and heat transfer, 3rd ed., Crc press, 2011, ISBN 9781591690375.
2. Moin, p., Fundamentals of engineering numerical analysis, 2nd ed., Cambridge university press, 2010, ISBN 9780521805261 (e- book available).
3. Ferziger, j. H., Numerical methods for engineering application, 2nd ed., Wiley, 1998.
4. Ferziger, j. H., Peric, m., Computational methods for fluid dynamics, 3rd ed., Springer, 2002.
5. Leveque, r., Numerical methods for conservation laws, lectures in mathematics, eth Zurich, birkhauser,199
6. Riemann Solvers and Numerical methods for Fluid Dynamics – A
7. Practical Introduction- Eleuterio F Toro, Springer Publications.

MOOCs:

1. Introduction to CFD by Prof M. Ramakrishna, Aerospace Engineering, IIT Madras.

2. Computational fluid dynamics by Prof Suman Chakraborty, Mechanical Engineering, IIT Kharagpur

E-Books:

1. Hirsch, c., Numerical computation of internal and external flows, 2nd ed., Butterworth- Heinemann, 2007, ISBN 9780750665940 (e-book available).

Scheme of Examination:

Two question to be set from each module. Students have to answer five full questions, choosing at least one full question from each module.

MECHANICS OF COMPOSITE MATERIALS

Course	Code	Credits	L-T-P	Assessment		Exam Duration
				SEE	CIA	
Mechanics of Composite Materials	15ME652	03	3-0-0	80	20	3Hrs

Course objectives:

The course is intended to provide basic understanding of Composite Materials to engineeringstudents with following aspects:

- To acquire basic understanding of composites and its manufacturing
- To develop an understanding of the linear elastic analysis of composite materials, which include concepts such as anisotropic material behavior and the analysis of laminated plates.
- Provides a methodology for stress analysis and progressive failure analysis of laminated composite structures for aerospace,automobile, marine and other engineering applications
- The students will undertake a design project involving application of fiber reinforced laminates.

MODULE -1

Introduction to composite materials:Definition and classification of composite materials: Polymer Matrix Composites, Metal Matrix Composites, Ceramic Matrix Composites, Carbon-Carbon Composites. Reinforcements and Matrix Materials.

Manufacturing Techniques of Composites:

Fiber Reinforced Plastic (FRP) Processing: Layup and curing, fabricating process, open and closed mould process, Hand layup techniques; structural laminate bag molding, production procedures for bag molding; filament winding, pultrusion, pulforming, thermo-forming, injection molding, blow molding.

Fabrication Process for Metal Matrix Composites (MMC's): Powder metallurgy technique, liquid metallurgy technique and secondary processing, special fabrication techniques. **10 Hrs**

MODULE -2

Micromechanics of Composites: Density, Mechanical Properties; Prediction of Elastic Constants,Micromechanical Approach, Halpin-Tsai Equations, Transverse Stresses. Thermal Properties; Expression for Thermal Expansion Coefficients of Composites, Expression for Thermal Conductivity of Composites,Hygral and Thermal Stresses. Mechanics of Load Transfer from Matrix to Fiber;Fiber elastic-Matrix Elastic,Fiber Elastic-Matrix Plastic. Load transfer in Particulate Composites. Numerical Problems. **10 Hrs**

MODULE -3

Macromechanics of Composites: Elastic Constants of an Isotropic Material, Elastic Constants of a Lamina, Relationship between Engineering Constants and Reduced Stiffnesses and Compliances, Variation of Lamina Properties with Orientation, Analysis of Laminated Composites,Stresses and Strains in Laminate Composites, Inter-laminar Stresses and Edge Effects. Numerical Problems. **10 Hrs**

MODULE -4

Monotonic Strength, Fracture, Fatigue and Creep: Tensile and Compressive strength of Unidirectional Fiber Composites. Fracture Modes in Composites; Single and Multiple Fracture, Debonding, Fiber Pullout and Delamination Fracture. Strength of an Orthotropic Lamina; Maximum Stress Theory, Maximum Strain Criterion, Tsai-Hill Criterion, Quadratic Interaction Criterion, Comparison of Failure Theories. Fatigue;S-N Curves, Fatigue Crack Propagation Tests, Damage Mechanics of Fatigue, Thermal Fatigue. Creep behavior of Composites. **10 Hrs**

MODULE -5

Failure Analysis and Design of Laminates: Special cases of Laminates; Symmetric Laminates, Cross-ply laminates, Angle ply Laminates, Antisymmetric Laminates, Balanced Laminate. Failure Criterion for a Laminate.Design of a Laminated Composite. Numerical Problems.

10 Hrs

Course outcomes:

On completion of this subject students will be able to:

1. To identify the properties of fiber and matrix materials used in commercial composites, as well as some common manufacturing techniques.
2. To predict the failure strength of a laminated composite plate
3. Understand the linear elasticity with emphasis on the difference between isotropic and anisotropic material behaviour.
4. Acquire the knowledge for the analysis, design, optimization and test simulation of advanced composite structures and Components.

TEXT BOOKS:

1. Autar K. Kaw, Mechanics of Composite materials, CRC Taylor & Francis, 2nd Ed, 2005
2. Composite Material Science and Engineering, Krishan K. Chawla, Springer, 3e, 2012
3. Robert M. Jones, Mechanics of Composite Materials, Taylor & Francis, 1999.

REFERENCE BOOKS:

1.Madhijit Mukhopadhay, Mechanics of Composite Materials & Structures, Universities Press,2004
2. Michael W, Hyer, Stress analysis of fiber Reinforced Composite Materials, Mc-Graw Hill International, 2009
3. Fibre Reinforced Composites, P.C. Mallik, Marcel Decker, 1993
4. Hand Book of Composites, P.C. Mallik, Marcel Decker, 1993

E- Learning

- VTU, E- learning

Scheme of Examination:

Two question to be set from each module. Students have to answer five full questions, choosing at least one full question from each module.

METAL FORMING

Course	Code	Credits	L-T-P	Assessment		Exam Duration
				SEE	CIA	
Metal Forming	15ME653	3	3-0-0	80	20	3Hrs

Course objectives:

The course is intended to provide basic understanding of Metal Forming with following aspects:

- To acquaint with the basic knowledge on fundamentals of metal forming processes
- To study various metal forming processes
- Understanding plastic deformation during forming processes

MODULE -1

Introduction to Metal Forming: Classification ofmetal forming processes, advantages and limitations, stress-strainrelations in elastic and plastic deformation.Concepts of true stress, true strain, triaxial & biaxial stresses. Determination of flow stress,principal stresses, yield criteria and their significance,Tresca& Von-Mises yield criteria, concepts of plane stress & plane strain.Deformation mechanisms, Hot and Cold working processes and its effecton mechanical properties. **10 Hrs**

MODULE -2

Effects of Parameters: Metallurgical aspects of metal forming, slip, twinning mechanics of plastic deformation, Effects of Temperature, strain rate, friction and lubrication, hydrostatic pressure in metalworking, Deformation zone geometry, workability of materials, Residual stresses in wrought products.

Forging: Classification of forging processes. Forging machines equipment. Expressions for forging pressures& load in open die forging and closed die forging by slab analysis, concepts of friction hill and factors affecting it. Die-design parameters. Material flow lines in forging,forging defects, residual stresses in forging. Simple problems. **10 Hrs**

MODULE -3

Rolling: Classification of rolling processes. Types of rolling mills, expression for rolling load. Roll separating force. Frictional losses in bearing, power required in rolling, effects of front & back tensions, friction, friction hill. Maximum possible reduction. Defects in rolled products. Rolling variables. Simple problems.

Drawing: Drawingequipment & dies, expression for drawing load by slab analysis, power requirement. Redundant work and its estimation, optimal cone angle & dead zone formation, drawing variables, Tube drawing, classification of tube drawing. Simple problems. **10 Hrs**

MODULE -4

Extrusion: Types of extrusion processes, extrusion equipment & dies, deformation, lubrication & defects in extrusion. Extrusion dies, extrusion of seamless tubes. Extrusion variables. Simple problems.

Sheet Metal Forming: Forming methods, dies & punches, progressive die, compound die, combination die. Rubber forming. Open back inclinable press (OBI press), piercing, blanking, bending, deep drawing, LDR in drawing, Forming limit criterion, defects of drawn products, stretch forming. Roll bending & contouring. Simple problems. **10 Hrs**

MODULE -5

High Energy Rate Forming Methods &Powder Metallurgy: High Energy Rate Forming Methods: Principles, advantages and applications, explosive forming, electro hydraulic forming, Electromagnetic forming.

Powder Metallurgy: Basic steps in Powder metallurgy brief description of methods of production of metal powders, conditioning and blending powders, compaction and sintering application of powder metallurgy components, advantages and limitations. **10 Hrs**

Course outcomes:

On completion of this subject, students will be:

5. Able to understandthe concept of different metal forming process.
6. Able to approach metal forming processes both analytically and numerically
7. Able to design metal forming processes
8. Able to develop approaches and solutions to analyze metal forming processes and the associated problems and flaws.

TEXT BOOKS:

1. Mechanical metallurgy (SI Units), G.E.Dieter, McGraw hill Pub-2001.
2. Production Technology (Manufacturing process, technology and Automation), R.K Jain, Khanna Publishers-2004.
3. Manufacturing Science, Amithab Gosh &A.K.Malik, East-West press 2001.
4. Production Technology Vol-II by O. P. Khanna & Lal, Dhanpat Rai Publications-2012.
5. A Course in Workshop Technology Vol: 1, Manufacturing Process, B.S Raghuwanshi, Published by Dhanpat Rai & Co (P) Ltd.-2014.

REFERENCE BOOKS:

1. Materials & Process in Manufacturing – E.Paul, Degramo, J.T.Black, Ranold, A.K.Prentice-hall of India 2002
2. Elements of Workshop Technology Vol:1, S.K.Hajra Choudhury, Media Promoters & Publishers Pvt Ltd.-2008.
3. Fundamentals of Manufacturing Processes by Lal G K , Narosa
4. Textbook of Production Engineering by P. C. Sharma, S Chand & Company Ltd.

E- Learning

- VTU, E- learning

Scheme of Examination:

Two question to be set from each module. Students have to answer five full questions, choosing at least one full question from each module.

TOOL DESIGN

Course	Code	Credits	L-T-P	Assessment		Exam Duration
				SEE	CIA	
Tool Design	15ME63	03	3-0-0	80	20	3Hrs

Course Objectives:

CLO1	To develop capability to design and select single point and multipoint cutting tools for various machining operations.
CLO2	Exposure to variety of locating and clamping methods available.
CLO3	To enable the students to design jigs and fixtures for simple components.
CLO4	To expose the students to the design/selection procedure of press tools and die casting dies.

MODULE 1

Introduction to tool design: Tooling, requirements of a tool designer, general tool design procedure, tool engineering functions and its importance to enhance productivity and quality.

Review of cutting tool materials. Tool angles and signature, Carbide inserts grades - ISO designation and applications, tool holders for turning-ISO designation.Solid type tool, brazed tip tool,throwaway indexable insert types, coated carbides and chip breakers.

Design of single point cutting tools: Design of shank dimensions using strength and rigidity considerations for rectangular, square and round cross section and selection of tool geometry.

08 Hours

MODULE 2

Design of Multi Point Cutting Tools: Types of drills, Drill bit design - elements like back taper, web thickness, land width, margin, flute length and cross section and selection of tool geometry. Re-sharpening of drill bit.

Tool holders for milling, different tapers used for mounting tool holders in milling, ISO designation. Tool mounting systems.

Design of milling cutters: Design of elements like number of teeth and height, circular pitch, body thickness, chamfer width, fillet radius and selection of tool geometry. Profile sharpened and form relieved milling cutters. Re-sharpening of side and face milling cutter and end mill.

08 Hours

MODULE 3

Jigs and Fixtures: Functions and differences between jigs and fixtures, advantages in mass production, design principles, economics of jigs and fixtures.
Location: 3-2-1 Principle of location, different types of locating elements.
Clamping: Principles of clamping, types of clamping devices, and power clamping.
Drill bushes;Drill jigs:different types, exercises of designing jigs for simple components.
Fixture Design: Turning fixtures, milling fixtures, grinding fixtures,fixturing for CNC machining centers, and modular fixtures. Design exercises on fixtures for turning and millingfor simple components.

08 Hours

MODULE 4

Press tools: Classificationandworking of power presses. Concept and calculations of press tonnage and shut height of a press, components of a simple die, press tool operation, die accessories, shearing action in punch & die, clearance, shear on punch and die, Centre of pressure, and strip layout.
Simple, progressive, compound, combination and inverted dies. Design problems on blanking and piercing dies for simple components.
Bending dies – Introduction, bend allowance, spring back, edge bending die design.

08 Hours

MODULE 5

Drawing dies – Single action, double action and triple action dies, factors affecting drawing and drawing die design. Design of drawing dies for simple components.
Die casting: Die casting alloys, terminology-core, cavity,sprue, slug, fixed and movable cores, finger cams, draft, ejector pins and plates, gate, goosenozzle, over-flow, platten, plunger, runner, vent, water-line etc.
Types of Dies: Single cavity, multicavity dies, combination dies, unit dies, advantages and disadvantages of types of dies; finishing, trimming and inspection of die casting components, safety, and modern trends in die casting dies.

08 hours

Course Outcomes:

After learning the course the students should be able to:

CO1	Selection appropriate cutting tools required for producing a component.
CO2	Ability to interpret cutting tool and tool holder designation systems.
CO3	Ability to design/select suitable locating and clamping devices for a given component for various operations.
CO4	Capability to design a jig/fixture for a given simple component.
CO5	Comprehensive understanding of various press tools and press tool operations.
CO6	Classify and explain various die casting and injection moulding dies.

Scheme of Examination:
Two questions to be set from each module. Students have to answer five full questions, choosing one full question from each module.

Assignment:
Course work includes a **ToolDesign project**. Tool design project should enable the students to design a tooling like Jig or a fixture for a simple component, fixture for a simple component on CNC machining centers, design of a simple blanking and piercing die, progressive die, drawing die etc. Any one of these exercisesshould be given as an assignment. A group of students (maximum number in a group should be 4) should submit assembly drawing and part drawings, completely dimensioned, indicating the necessary manufacturing tolerances, surface finish symbols and geometric tolerances wherever necessary. Tool design project must be completed using appropriate solid modeling software. Computer generated drawings must be submitted. Design calculations must be hand written and should be included in the report.

Design project should be given due credit (5 marks) in internal assessment.

Textbook:

[1]Cyril Donaldson, George H. Lecain,V.C.Goold, "Tool Design", Mc Graw Hill Education, 5th edition,2017.
[2]P.N.Rao, "Manufacturing technology", Mc Graw Hill Education, 4th edition, 2013.

References:

[1] P.H.Joshi, "Jigs and Fixtures", Mc Graw Hill Education, 3rd edition, 2010.
[2] John.G. Nee, William Dufraine, John W.Evans, Mark Hill, " Fundamentals of Tool Design", Society of Manufacturing Engineers, 2010.
[3] Frank W.Wilson, "Fundamentals of Tool Design",PHI publications.
[4] Kempester M.H.A., "An introduction to Jig and Tool design", VIVABooksPvt.Ltd., 2004.
[5] Ranganath B.J., "Metal cutting and Tool Design", Vikas publishing house.
[6] HMT, "Production Technology", TataMc Graw Hill, 2013.
[7] V. Arshinov& G. Alekseev, "Metal cutting theory and practice", MIR publishers, Moscow.
[8] Rodin, "Design and production of metal cutting tools", Beekman publishers.

AUTOMOBILE ENGINEERING

Course	Code	Credits	L-T-P	Assessment		Exam duration
				SEE	CIA	
Automobile	15ME655	3	3-0-0	80	20	3 Hrs

Course learning objectives: The student will be able to learn

- The layout and arrangement of principal parts of an automobile
- The working of transmission and brake systems
- The operation and working of steering and suspension systems
- To know the Injection system and its advancements
- To know the automobile emissions and its effects on environment

MODULE 1

ENGINE COMPONENTS AND IT'S PRINCIPLE PARTS: Spark Ignition (SI) & Compression Ignition (CI) engines, cylinder – arrangements and their relatives merits, Liners, Piston, connecting rod, crankshaft, valves, valve actuating mechanisms, valve and port timing diagrams, Types of combustion chambers for S.I.Engine and C.I.Engines, methods of a Swirl generation, choice of materials for different engine components, engine positioning. Concept of HCCI engines, hybrid engines, twin spark engine, electric car.

COOLING AND LUBRICATION: cooling requirements, types of cooling- thermo siphon system, forced circulation water cooling system, water pump, Radiator, thermostat valves. Significance of lubrication, splash and forced feed system. **10 Hours**

MODULE 2

TRANSMISSION SYSTEMS: Clutch-types and construction, gear boxes- manual and automatic, gear shift mechanisms, Over drive, transfer box, fluid flywheel, torque converter, propeller shaft, slip joints, universal joints ,Differential and rear axle, Hotchkiss Drive and Torque Tube Drive.

BRAKES: Types of brakes, mechanical compressed air, vacuum and hydraulic braking systems, construction and working of master and wheel cylinder, brake shoe arrangements, Disk brakes, drum brakes, Antilock –Braking systems, purpose and operation of antilock-braking system, ABS Hydraulic Unit, Rear-wheel antilock & Numerical **08 Hours**

MODULE 3

STEERING AND SUSPENSION SYSTEMS: Steering geometry and types of steering gear box-Power Steering, Types of Front Axle, Suspension, Torsion bar suspension systems, leaf spring, coil spring, independent suspension for front wheel and rear wheel, Air suspension system.

IGNITION SYSTEM: Battery Ignition system, Magneto Ignition system, electronic Ignition system.

08 Hours

MODULE 4

SUPERCHARGERS AND TURBOCHARGERS: Naturally aspirated engines, Forced Induction, Types of superchargers, Turbocharger construction and operation, Intercooler, Turbocharger lag.

FUELS, FUEL SUPPLY SYSTEMS FOR SI AND CI ENGINES: Conventional fuels, alternative fuels, normal and abnormal combustion, cetane and octane numbers, Fuel mixture requirements for SI engines, types of carburetors, C.D.& C.C. carburetors, multi point and single point fuel injection systems, fuel transfer pumps, Fuel filters, fuel injection pumps and injectors. Electronic Injection system, Common Rail Direct Injection System.

08 Hours

MODULE 5

AUTOMOTIVE EMISSION CONTROL SYSTEMS: Different air pollutants, formation of photochemical smog and causes. Automotive emission controls, Controlling crankcase emissions, Controlling evaporative emissions, Cleaning the exhaust gas, Controlling the air-fuel mixture, Controlling the combustion process, Exhaust gas recirculation, Treating the exhaust gas, Air-injection system, Air-aspirator system, Catalytic converter.

EMISSION STANDARDS: Euro I, II, III and IV norms, Bharat Stage II, III, IV norms. Motor Vehicle Act

08 Hours

Course Outcomes: Student will be able

- To identify the different parts of an automobile and it's working
- To understand the working of transmission and braking systems
- To comprehend the working of steering and suspension systems
- To learn various types of fuels and injection systems
- To know the cause of automobile emissions ,its effects on environment and methods to reduce the emissions.

TEXT BOOKS:

1. Automobile engineering, Kirpal Singh, Vol I and II (12th Edition) Standard Publishers 2011
2. Automotive Mechanics, S. Srinivasan, (2nd Edition) Tata McGraw Hill 2003.

REFERENCE BOOKS:

1. Automotive mechanics, William H Crouse & Donald L Anglin (10th Edition) Tata McGraw Hill Publishing Company Ltd., 2007
2. Automotive mechanics: Principles and Practices, Joseph Heitner, D Van Nostrand Company, Inc
3. Fundamentals of Automobile Engineering, K.K.Ramalingam, Scitech Publications (India) Pvt. Ltd.
4. Automobile Engineering, R. B. Gupta, Satya Prakashan,(4th Edition) 1984.

Energy Auditing

Course	Code	Credits	L-T-P	Assessment		Exam Duration
				SEE	CIA	
Energy Auditing	15ME661	03	3-0-0	80	20	3Hrs

Course learning objectives is to

- Understand energy scenario and general aspects of energy audit.
- Learn about methods and concept of of energy audit
- Understand the energy utilization pattern including wastage and its management

Module – I

General Aspects: Review of energy scenario in India, General Philosophy and need of Energy Audit and Management, Basic elements and measurements - Mass and energy balances – Scope of energy auditing industries - Evaluation of energy conserving opportunities, Energy performance contracts, Fuel and Energy substitution, Need for Energy Policy for Industries, National & State level energy Policies

8 Hours

Module – II

Energy Audit Concepts: Need of Energy audit - Types of energy audit – Energy management (audit) approach - understanding energy costs - Bench marking – Energy performance - Matching energy use to requirement - Maximizing system efficiencies - Optimizing the input energy requirements - Duties and responsibilities of energy auditors - Energy audit instruments - Procedures and Techniques.

8 Hours

Module – III

Principles and Objectives of Energy Management: Design of Energy Management Programmes - Development of energy management systems – Importance - Indian need of Energy Management - Duties of Energy Manager - Preparation and presentation of energy audit reports - Monitoring and targeting, some case study and potential energy savings.

8 Hours

Module – IV

Thermal Energy Management: Energy conservation in boilers - steam turbines and industrial heating systems - Application of FBC - Cogeneration and waste heat recovery - Thermal insulation - Heat exchangers and heat pumps – HVC industries-Building Energy Management.

8 Hours

Module – V

Electrical Energy Management: Supply side Methods to minimize supply-demand gap - Renovation and modernization of power plants - Reactive power management – HVDC - FACTS - Demand side - Conservation in motors - Pumps and fan systems – Energy efficient motors.

8 Hours

Note: A case study involving energy audit may be taken up with suggestion for energy improvements as a part of assignment.

Course Outcomes

At the end of the course, the student will be able to:

- Understand the basic concepts of energy audit and energy management
- Explain different types of energy audit, maximizing and optimizing system efficiency.
- Summarize energy management systems, prepare and present energy audit report
- Identify energy saving potential of thermal and electrical systems
- Discuss Energy audit instruments, Procedures and Techniques.

TEXT BOOKS:

1. Murphy, W. R., Energy Management, Elsevier, 2007.
2. Smith, C. B., Energy Management Principles, Pergamum, 2007

REFERENCE BOOKS:

1. Turner, W. C., Doty, S. and Truner, W. C., Energy Management Hand book, 7th edition, Fairmont Press, 2009.
2. De, B. K., Energy Management audit & Conservation, 2nd Edition, Vrinda Publication, 2010.
3. Energy Management Handbook – W.C. Turner (John Wiley and Sons, A Wiley Interscience publication)
4. Industrial Energy Management and Utilisation –L.C. Witte, P.S. Schmidt, D.R. Brown (Hemisphere Publication, Washington, 1988)
5. Industrial Energy Conservation Manuals, MIT Press, Mass, 1982
6. Energy Conservation guide book Patrick/Patrick/Fardo (Prentice hall1993)

E- Learning

https://beeindia.gov.in/content/energy-auditors

Scheme of Examination: Two question to be set from each module. Students have to answer five full questions, choosing at least one full question from each module.

INDUSTRIAL SAFETY

Course	Code	Credits	L-T-P	Assessment		Exam Duration
				SEE	CIA	
INDUSTRIAL SAFETY	15ME662	03	3-0-0	80	20	3Hrs

Prerequisites:

Elements of Mechanical Engineering
Electrical Engineering
Elements of Civil Engineering
Engineering Chemistry lab
Workshop Practice
Other labs of various courses

Overview:

Accidents lead to human tragedy, economical loss to individual, company and the nation. Safe acts lead to increase in productivity. The present course highlights the importance of general safety and its prevention, extended to mechanical, electrical sand chemical safety. The Industrial safety course helps in motivating the staff and students to understand the reason for fire , its prevention. Controlling of fire by various means are highlighted. Importance of chemical safety, labeling of chemicals, hand signals during forklift operations in industrial and aerodromes will help in to understand and apply the techniques in practical field. A visit to campus, various labs, workshops, local industries and fire stations helps in analyzing the importance of safety and corrective measures through case studies.

MODULE-1 : INTRODUCTION TO SAFETY

Terms used: accident, safety, hazard, safe, safety devices, safety guard, security, precaution, caution, appliance, slip, trip, fall.
Ladders and scaffolding. Unsafe acts, reason for accidents, MSDS (material safety data sheet), OSHA, WHO.
Lockout and tag out procedures. Safe material handling and storage.
Case studies: Student should identify the unsafe acts near their surroundings like housekeeping, lab layouts, road safety, campus layout, safety signs.

12 hours

MODULE-2 : FIRE SAFETY

Introduction, Class A, B, C, D and E fire. Fire triangle, Fire extinguishers, Fire hazard and analysis, prevention of fire. Fire protection and loss prevention, steps after occurrence of fire. Portable fire extinguishers. Fire detection, fire alarm and fire fighting systems.
Safety sign boards, instruction on portable fire extinguishers.

Case studies: demonstration of fire extinguishers, visit to local fire fighting stations. Visit to fire accident sites to analyze the cause of fire and its prevention for future. 10 hours

MODULE-3 :MECHANICAL SAFETY

PPE, safety guards, Safety while working with machine tools like lathe, drill press, power and band saws, grinding machines. Safety during welding, forging and pressing.
Safety while handling Material, compressed gas cylinders, corrosive substance, waste drum and containers.
Case studies: Visit to machine shop, workshops, foundry lab and local industries to record the practical observation and report the same with relevant figures and comments.

12 hours

MODULE-4 :ELECTRICAL SAFETY

Introduction to electrical safety, Electric hazards, effect of electric current on human body, causes of electrical accidents, prevention of electric accidents, PPE used .
Electric shock. Primary and secondary electric shocks, AC and DC current shocks.
Safety precautions against shocks. Safety precautions in small and residential building intallations.Safety procedures in electric plant.

Case studies: To visit electrical sub stations, local distribution systems, observe and share the experience and report.

12 hours

MODULE-5: CHEMICAL SAFETY AND OTHER SAFETY CHECKS

Introduction to Chemical safety, Labeling of chemicals, acid hoods. Handling of acids, eye washers and showers. Safety thinking, accident investigation, safety policy of the company, safety, loss prevention and control, check list for LPG installations, safety precautions using CNG, fire prevention and safety audit, confined space entry, risk assessment.
Case studies: To visit chemical laboratory of the college and other chemical industries like LPG , CNG facilities and report.

10 hours

Course Outcomes:

At the end of the course, student is able to:

1- Understand the basic safety terms.
2- Identify the hazards around the work environment and industries.
3- Use the safe measures while performing work in and around the work area of the available laboratories.
4- Able to recognize the sign boards and its application.
5- Able to demonstrate the portable extinguishers used for different class of fires.
6- Able to write the case studies by sharing experience of the employees working in housekeeping, laboratories like workshops, electrical labs, machine shops, electronics and computer laboratories.
7- Able to understand and report the case studies from various references (text books, news report, journals, visiting industries like power stations, manufacturing and maintenance).

Text Books:

1- Industrial Safety and Management by L M Deshmukh by McGraw Hill Education (India) private Limited, ISBN-13: 978-0-07-061768-1, ISBN-10: 0-07-061768-6
2- Electrical Safety, fire safety and safety management by S.Rao, R K Jain and Saluja. Khanna Publishers, ISBN: 978-81-7409-306-6

Reference books:

1- Chemical process Industrial safety by K S N Raju by McGraw Hill Education (India) private Limited, ISBN-13: 978-93-329-0278-7, ISBN-10:93-329-0278-X
2- Industrial Safety and Management by L M Deshmukh. McGraw Hill Education (India) private Limited, ISBN-13: 978-0-07-061768-1, ISBN-10: 0-07-061768-6
3- Environmental engineering by Gerard Kiely by McGraw Hill Education (India) private Limited, ISBN-13: 978-0-07-063429-9

VISITS:

1- To visit respective Institution:
   stores, office, housekeeping area, laboratories.
2- To visit local industries, workshops, district fire fighting system facility and local electrical power stations.

Maintenance Engineering

Course	Code	Credits	L-T-P	Assessment		Exam Duration
				SEE	CIA	
Maintenance Engineering	15ME663	3	3-0-0	80	20	3Hrs

Course objectives:

The course is intended to provide basic concepts of maintenance engineeringto engineeringstudents with following aspects:

- To acquire basic understanding of Maintenance systems
- To develop an understanding of the principles of Preventive Maintenance & Predictive Maintenance
- Provides a methodology for reliability & probability concepts applied to maintenance engineering
- The students will concepts and procedures for Condition Monitoring in Mechanical and Electrical systems along with the analysis and processing techniques for machine fault identification

MODULE -1

Maintenance systems: Maintenance objectives and scopes; Maintenance strategies & organizations; Maintenance works; life cycle costsPreventive Maintenance: Principles of preventive maintenance, procedures & selection; Preventive Maintenance planning, scheduling and control; Forms & resources; Maintenance work measurement; Modeling and analysis techniques in PM and inspections; Predictive maintenance.
Computerized Maintenance Management systems: Benefits and applications; Work order systems & plant registers; Maintenance reports, analysis and monitoring; Introduction to commercial packages Equipment maintenance:Installation, commissioning and testing of plant equipment, checking for alignment, lubrication and lubrication schedule; maintenance of typical rotating and process equipment systems like turbines, pumps and fans, centrifuges, heat exchangers, boilers and pressure vessels etc.

10 hrs

MODULE -2

Reliability & probability Concepts: Basic concepts of probability theory and distributions, definition of reliability, failure probability, reliability and hazard rate function, MTBF and MTTR, System reliability , series and parallel system, redundancy.

10hrs

MODULE -3

Reliability Centered Maintenance:principles of RCM, Benefits of RCM, application of RCMStep-by-step procedure in conducting RCM analysis. The Plant Register. Functions and Failures. Failure mode and effect analysis (FMEA). Failure consequences. Maintenance and decision making. Acturial analysis and Failure data. Perspective loops. Default action. The RCM Decision diagram. The nature of Failure and Technical history. 10 hrs

MODULE -4

Total Productive Maintenance: Goals of TPM and methodology, TPM improvement plan & procedures. The modern role of care and asset management through TPM The use of TPM concepts consisting of Pareto ABC analysis, Fishbone diagrams, OEE and 5S. Fault analysis.

10 hrs

MODULE -5

Condition Monitoring:

Measurable phenomena from different Plant Items:

Measurable phenomena associated with degradation from a range of plant items includingmotors/generators, transformers, cables, bushings, connectors, capacitors and circuit breakers.

Fault diagnosis of Rotational Machines:

Unbalance, shaft and coupling misalignments, bent shafts, gear and bearing wear, oil whirls and shaft eccentricity.

Measurement Strategies and Techniques:

A wide range of strategies and associated technologies will be discussed including light emission (photo multipliers, fiber optic techniquesetc.), heat emissions (IR, cameras, direct temperature measurement, etc.), electrical charges (tan d, electrical particle discharge, etc.), force, power and vibration.

Data Processing and Analysis:

For each of the approaches, options with respect to data processing and analysis will be discussed including digital signal processing and computational techniques. Close attention will be paid through examples of the cost benefits and the reliability which can be placed on data with respect to formulating a view on the condition of a give item of plant.

10 hrs

Course outcomes:

On completion of this subject students will be able to:

1. Understand maintenance objectives and evaluate various maintenance strategies for process plant application, Develop necessary planning and scheduling and control of preventive maintenance activities.
2. Evaluate reliability of a simple plant component and system.
3. Understand and apply the advanced concepts such as RCM and advantages for a company employing them
4. Understand and apply the advanced concepts such as TPM and advantages for a company employing
5. Applythe principles of condition monitoring systems.
6. Apply the mechanical condition monitoring techniques and analyze the data used in condition monitoring

TEXT BOOKS:

1. Practical machinery Vibration Analysis & Predictive Maintenance, C. Scheffer and P. Girdhar,, IDC technologies, 2004.
2. Introduction to Machinery Analysis and Monitoring, John S. Mitchell, PennWell Books, 1993.
3. Machinery Vibration, Measurement and Analysis, Victor Wowk, Mc Craw Hill,1991

REFERENCE BOOKS:

1. Handbook of Condition Monitoring, B.K.N. Rao,1996
2. Reliability Engineering, Srinath L S,
3. Maintenance Replacement and Reliability, Jardine AKS,
4. Practical reliability engineering, Oconnor, Patrick D T
5. , Reliability and Maintainability Engineering, Charles E Ebeling
6. Introduction to Reliability Engineering Lewis E,

E- Learning

- VTU, E- learning

Scheme of Examination:

Two question to be set from each module. Students have to answer five full questions, choosing at least one full question from each module.

.

TOTAL QUALITY MANAGEMENT

Course	Code	Credits	L-T-P	Assessment		Exam Duration
				SEE	CIA	
Total Quality Management	15ME664	03	3-0-0	80	20	3Hrs

COURSE LEARNING OBJECTIVES:

This course enables students to

1. Understandvarious approaches to TQM
2. Understandthe characteristics of quality leader and his role.
3. Developfeedback and suggestion systems for quality management.
4. Enhance the knowledge in Tools and Techniques of quality management

Module - 1

Principles and Practice: Definition, basic approach, gurus of TQM, TQMFramework, awareness, defining quality, historical review, obstacles, benefitsof TQM.

Quality Management Systems: Introduction, benefits of ISO registration, ISO 9000 series of standards, ISO 9001 requirements.

08 Hours

Module - 2

Leadership: Definition, characteristics of quality leaders, leadership concept,characteristics of effective people, ethics, the Deming philosophy, role ofTQM leaders, implementation, core values, concepts and framework,strategic planning communication, decision making,

08Hours

Module - 3

Customer Satisfaction and Customer Involvement:

Customer Satisfaction: customer and customer perception of quality, feedback, using customer complaints, service quality, translating needs intorequirements, customer retention,casestudies.

Employee Involvement – Motivation, employee surveys, empowerment,teams, suggestion system, recognition and reward, gain sharing, performanceappraisal, unions and employee involvement, case studies. 08 Hours

Module - 4

Continuous Process Improvement: process, the Juran trilogy, improvement strategies, types of problems, the PDSA Cycle, problem-solving methods, Kaizen, reengineering, six sigma, case studies.

Statistical Process Control : Pareto diagram, process flow diagram, cause and effect diagram, check sheets, histograms, statistical fundamentals, Control charts, state of control, out of control process, control charts for variables, control charts for attributes, scatter diagrams, case studies

Module - 5

Tools and Techniques: Benching marking, information technology, quality management systems, environmental management system, and qualityfunction deployment, quality by design, failure mode and effect analysis, product liability, total productive maintenance.

08 Hours

COURSE OUTCOMES:

Student will be able to

1. Explain the various approaches of TQM
2. Infer the customer perception of quality
3. Analyze customer needs and perceptions to design feedback systems.
4. Apply statistical tools for continuous improvement of systems
5. Apply the tools and technique for effective implementation of TQM.

TEXT BOOKS:

1. Total Quality Management: Dale H. Besterfield, Publisher -Pearson Education India, ISBN: 8129702606, Edition 03.
2. Total Quality Management for Engineers: M. Zairi, ISBN:1855730243, Publisher: Wood head Publishing

REFERENCE BOOKS:

1. Managing for Quality and Performance Excellence by James R.Evans and Williuam M Lindsay,9th edition, Publisher Cengage Learning.
2 A New American TQM, four revolutions in management, ShojiShiba, Alan Graham, David Walden, Productivity press, Oregon, 1990
3. Organizational Excellence through TQM, H. Lal, New age Publications, 2008

Reference Books:

1. Engineering Optimization Methods and Applications, A Ravindran, K, M.Ragsdell, Willey India Private Limited,2nd Edition,2006.
2. : Introduction to Operations Research- Concepts and Cases, F.S. Hillier. G.J. Lieberman, 9th Edition, Tata McGraw Hill. 2010.

Scheme of Examination:

Two question to be set from each module. Students have to answer five full questions, choosing at least one full question from each module.

Heat Transfer Lab

Course	Code	Credits	L-T-P	Assessment		Exam Duration
				SEE	CIA	
Heat Transfer Lab	15MEL67	02	1-0-2	80	20	3Hrs

Co□requisite Courses: Heat Transfer

Course Objectives:

- The primary objective of this course is to provide the fundamental knowledge necessary to understand the behavior of thermal systems.
- This course provides a detailed experimental analysis, including the application and heat transfer through solids, fluids, and vacuum. Convection, conduction, and radiation heat transfer in one and two dimensional steady and unsteady systems are examined.

PART – A

1. Determination of Thermal Conductivity of a Metal Rod.
2. Determination of Overall Heat Transfer Coefficient of a Composite wall.
3. Determination of Effectiveness on a Metallic fin.
4. Determination of Heat Transfer Coefficient in a free Convection on a
5. Determination of Heat Transfer Coefficient in a Forced Convention Flow through a Pipe.
6. Determination of Emissivity of a Surface.
7. Analysis of steady and transient heat conduction, temperature distribution of plane wall and cylinder using Numerical approach (ANSYS/CFD package).

PART – B

1. Determination of Steffan Boltzmann Constant.
2. Determination of LMDT and Effectiveness in a Parallel Flow and Counter Flow Heat Exchangers.
3. Experiments on Boiling of Liquid and Condensation of Vapour.
4. Performance Test on a Vapour Compression Refrigeration.
5. Performance Test on a Vapour Compression Air – Conditioner.
6. Experiment on Transient Conduction Heat Transfer.
7. Determination of temperature distribution along a rectangular and circular fin subjected to heat loss through convection using Numerical approach (ANSYS/CFD package)

Course Outcomes: At the end of this course students are able to,

- Perform experiments to determine the thermal conductivity of a metal rod

- Conduct experiments to determine convective heat transfer coefficient for free and forced convection and correlate with theoretical values.
- Estimate the effective thermal resistance in composite slabs and efficiency in pin-fin
- Determine surface emissivity of a test plate
- Estimate performance of a refrigerator and effectiveness of fin
- Calculate temperature distribution of study and transient heat conduction through plane wall, cylinder and fin using numerical approach.

Reading:

1. M. Necati Ozisik, Heat Transfer – A Basic Approach, McGraw Hill, New York, 2005.
2. Incropera, F. P. and De Witt, D. P., Fundamentals of Heat and Mass Transfer, 5th Edition, John Wiley and Sons, New York, 2006.
3. Holman, J. P., Heat Transfer, 9th Edition, Tata McGraw Hill, New York, 2008.

Scheme of Examination:

ONE question from part -A: 25 Marks

ONE question from part -B: 40 Marks

Viva –Voice : 15 Marks

Total: 80 Marks

Modeling and Analysis Lab (FEA)

Course	Code	Credits	L-T-P	Assessment		Exam Duration
				SEE	CIA	
Modeling and Analysis Lab	15MEL68	02	1-0-2	80	20	3Hrs

CREDITS – 02

Prerequisites: Knowledge of any Modeling software, knowledge of coordinate systems and Geometric transformations etc.

Course objectives:

The course is intended to provide basic understanding of Modeling and Analysis techniques students with following aspects:

- To acquire basic understanding of Modeling and Analysis software
- To understand the different kinds of analysis and apply the basic principles to find out the stress and other related parameters of bars, beams loaded with loading conditions.
- To lean to apply the basic principles to carry out dynamic analysis to know the natural frequency of different kind of beams.

PART – A

Study of a FEA package and modeling and stress analysis of:

1. Bars of constant cross section area, tapered cross section area and stepped bar
2. Trusses – (**Minimum 2 exercises of different types)**
3. Beams – Simply supported, cantilever, beams with point load , UDL, beams with varying load etc **(Minimum 6 exercises different nature)**

4. Stress analysis of a rectangular plate with a circular hole

PART - B

1) Thermal Analysis – 1D & 2D problem with conduction and convection boundary conditions **(Minimum 4 exercises of different types)**
2) Dynamic Analysis to find
   a) Fixed – fixed beam for natural frequency determination

b) Bar subjected to forcing function
c) Fixed – fixed beam subjected to forcing function

PART – C (only for demo and oral exam)

1) Demonstrate the use of graphics standards (IGES, STEP etc) to import the model from modeler to solver
2) Demonstrate one example of contact analysis to learn the procedure to carry out contact analysis.
3) Demonstrate at least two different type of example to model and analyze bars or plates made from composite material

Course Outcomes: At the end of the course the students are able to:

- Demonstrate the basic features of an analysis package.
- Use the modern tools to formulate the problem, and able to create geometry, descritize, apply boundary condition to solve problems of bars, truss, beams, plate to find stress with different-loading conditions.
- Demonstrate the deflection of beams subjected to point, uniformly distributed and varying loads further to use the available results to draw shear force and bending moment diagrams.
- Analyze the given problem by applying basic principle to solve and demonstrate 1D and 2D heat transfer with conduction and convection boundary conditions.
- Carry out dynamic analysis and finding natural frequencies for various boundary conditions and also analyze with forcing function.

REFERENCE BOOKS:

1. **A first course in the Finite element method,** Daryl L Logan, Thomason, Third Edition

2. **Fundaments of FEM,** Hutton – McGraw Hill, 2004

3. **Finite Element Analysis,** George R. Buchanan, Schaum Series

Scheme for Examination:

One Question from Part A - 32 Marks (08 Write up +24)

One Question from Part B - 32 Marks (08 Write up +24)

Viva-Voce - 16 Marks

Total 80 Marks

VISVESVARAYA TECHNOLOGICAL UNIVERSITY, BELAGAVI
CHOICE BASED CREDIT SYSTEM (CBCS)
SCHEME OF TEACHING AND EXAMINATION 2015-2016

B.E. Mechanical Engineering

VIII SEMESTER

Sl. No	Subject Code	Title	Teaching Hours /Week			Examination				Credits
			Lecture	Tutorial	Practical	Duration (Hours)	Theory/ Practical Marks	I.A. Marks	Total Marks	
1	15ME81	Operations Research	3	2	0	03	80	20	100	4
2	15ME82	Additive Manufacturing	4	0	0	03	80	20	100	4
3	15ME83X	Professional Elective - V	3	0	0	03	80	20	100	3
4	15ME84	Internship / Professional Practice	Industry Oriented			03	50	50	100	2
5	15ME85	Project Phase – II	-	6	-	03	100	100	200	6
6	15MES86	Seminar	-	4	-	-	-	100	100	1
TOTAL			**10**	**12**	**-**		**390**	**310**	**700**	**20**

Professional Elective-V	
15ME831	Cryogenics
15ME832	Experimental Stress Analysis
15ME833	Theory of Plasticity
15ME834	Green Manufacturing
15ME835	Product life cycle management

1. Core subject: This is the course, which is to be compulsorily studied by a student as a core requirement to complete the requirement of a programme in a said discipline of study.

2. Professional Elective: Elective relevant to chosen specialization/ branch

3. Internship / Professional Practice: To be carried out between 6th& 7th semester vacation or 7th& 8th semester vacation.

OPERATIONS RESEARCH

Course	Code	Credits	L-T-P	Assessment		Exam Duration
				SEE	CIA	
Operations Research	15ME81	4	3-2-0	80	20	3 Hrs

Course objectives:

1. To enable the students to understand the scientific methods of providing various departments of an organization with a quantitative basis of decision making.
2. To enable the studentsto understand the importance of various tools and techniques in finding optimal solutions to problems involving limited resources in the form of Men, Materials and machinery.

MODULE -1

Introduction: Evolution of OR, Definitions of OR, Scope of OR, Applications of OR, Phases in OR study. Characteristics and limitations of OR, models used in OR,

Linear Programming Problem (LPP), Generalized LPP- Formulation of problems as L.P.P. SolutionstoLPP by graphical method(Two Variables).

08 Hours

MODULE -2

LPP: Simplex method, Canonical and Standard form of LP problem, slack, surplus and artificial variables, Solutions to LPP by Simplex method, Big-M Method and Two Phase Simplex Method, Degeneracy in LPP. Concept of Duality, writing Dual of given LPP. Solutions to L.P.P by Dual Simplex Method.

12 Hours

MODULE -3

Transportation Problem: Formulation of transportation problem, types, initial basic feasible solution using North-West Corner rule, Vogel's Approximation method. Optimality in Transportation problem by Modified Distribution(MODI) method. Unbalanced T.P. Maximization T.P. Degeneracy in transportation problems, application of transportation problem.

Assignment Problem-Formulation, Solutions to assignment problems by Hungarian method, Special cases in assignment problems, unbalanced, Maximization assignment problems.

Travelling Salesman Problem (TSP). Difference between assignment and T.S.P, Finding best route by Little's method. Numerical Problems.

12 Hours

.

MODULE -4

Network analysis: Introduction, Construction of networks, Fulkerson's rule for numbering the nodes, AON and AOA diagrams; Critical path method to find the expected completion time of a project, determination of floats in networks, PERT networks, determining the probability of completing a project, predicting the completion time of project; Cost analysis in networks. Crashingofnetworks- Problems.

Queuing Theory: Queuing systems and their characteristics, Pure-birth and Pure-death models (only equations), Kendall & Lee's notation of Queuing, empirical queuing models – Numerical on M/M/1 and M/M/C Queuing models. 10 Hours

MODULE -5

Game Theory: Definition, Pure Strategy problems, Saddle point, Max-Min and Min-Max criteria, Principle of Dominance, Solution of games with Saddle point. Mixed Strategy problems. Solution of 2X2 games by Arithmetic method, Solution of 2Xn m and mX2 games by graphical method. Formulationof games.

Sequencing: Basic assumptions, Johnson's algorithm, sequencing 'n' jobs on single machine using priority rules, sequencing using Johnson's rule-'n' jobs on 2 machines, 'n' jobs on 3 machines, 'n' jobs on 'm' machines. Sequencing of2 jobs on 'm' machines using graphical method. 08 Hours

Course outcomes:

On completion of this subject, students will be able to:

1. Understand the meaning, definitions, scope, need, phases and techniques of operations research.
2. Formulate as L.P.P and derive optimal solutions to linear programming problems by graphical method, Simplex method, Big-M method and Dual Simplex method.
3. Formulate as Transportation and Assignment problems and derive optimum solutions for transportation, Assignment and travelling salesman problems.
4. Solve problems on game theory for pure and mixed strategy under competitive environment.
5. Solve waiting line problems for M/M/1 and M/M/K queuing models.
6. Construct networkdiagrams and determine critical path, floats for deterministic and PERT networks including crashing of Networks.
7. Determine minimum processing times for sequencing of n jobs-2 machines, n jobs-3machines,n jobs-m machinesand 2 jobs-n machines using Johnson's algorithm.

TEXT BOOKS:

1. Operations Research, P K Gupta and D S Hira,S. Chand and Company LTD.

Publications, New Delhi – 2007

2. Operations Research, An Introduction, Seventh Edition, Hamdy A. Taha, PHI Private Limited, 2006.

REFERENCE BOOKS:

1. Operations Research, Theory and Applications, Sixth Edition, J K Sharma, Trinity Press, Laxmi Publications Pvt.Ltd. 2016.

2. Operations Research, Paneerselvan, PHI

3. Operations Research, A M Natarajan, P Balasubramani, PearsonEducation, 2005

4. Introduction to Operations Research, Hillier and Lieberman,8th Ed., McGraw Hill

Scheme of Examination:

Two questions to be set from each module. Students have to answer five full questions, choosing at least one full question from each module.

ADDITIVE MANUFACTURING

Course	Code	Credits	L-T-P	Assessment		Exam Duration
				SEE	CIA	
Additive Manufacturing	15ME82	4	4-0-0	80	20	3 Hrs

Course Objectives:

Students will be able to

1. Understand the additive manufacturing process, polymerization and powder metallurgy process
2. Understand characterisation techniques in additive manufacturing.
3. Acquire knowledge on CNC and Automation.

	Module 1	
	Introduction to Additive Manufacturing: Introduction to AM, AM evolution, Distinction between AM & CNC machining, Advantages of AM, **AM process chain:** Conceptualization, CAD, conversion to STL, Transfer to AM, STL file manipulation, Machine setup, build , removal and clean up, post processing. **Classification of AM processes:** Liquid polymer system, Discrete particle system, Molten material systems and Solid sheet system. **Post processing of AM parts:** Support material removal, surface texture improvement, accuracy improvement, aesthetic improvement, preparation for use as a pattern, property enhancements using non-thermal and thermal techniques. **Guidelines for process selection**: Introduction, selection methods for a part, challenges of selection **AM Applications:** Functional models, Pattern for investment and vacuum casting, Medical models, art models, Engineering analysis models, Rapid tooling, new materials development, Bi-metallic parts, Re-manufacturing. Application examples for Aerospace, defence, automobile, Bio-medical and general engineering industries	**10 Hours**
	Module 2	
	System Drives and devices: Hydraulic and pneumatic motors and their features, Electrical motors AC/DC and their features **Actuators:** Electrical Actuators; Solenoids, Relays, Diodes, Thyristors, Triacs, Hydraulic and Pneumatic actuators, Design of Hydraulic and Pneumatic circuits, Piezoelectric actuators, Shape memory alloys.	**8 Hours**
	Module 3	
	POLYMERS & POWDER METALLURGY **Basic Concepts:** Introduction to Polymers used for additive manufacturing: polyamide, PF resin, polyesters etc. Classification of polymers, Concept of functionality,	**12 Hours**

	Polydispersity and Molecular weight [MW], Molecular Weight Distribution [MWD] **Polymer Processing:** Methods of spinning for additive manufacturing: Wet spinning, Dry spinning. Biopolymers, Compatibility issues with polymers. Moulding and casting of polymers, Polymer processing techniques **General Concepts:** Introduction and History of Powder Metallurgy (PM), Present and Future Trends of PM **Powder Production Techniques:** Different Mechanical and Chemical methods, Atomisation of Powder, other emerging processes.**Characterization Techniques**: Particle Size & Shape Distribution, Electron Microscopy of Powder, Interparticle Friction, Compression ability, Powder Structure, Chemical Characterization **Microstructure Control in Powder:** Importance of Microstructure Study, Microstructures of Powder by Different techniques **Powder Shaping:** Particle Packing Modifications, Lubricants & Binders, Powder Compaction & Process Variables, Pressure & Density Distribution during Compaction, Isotactic Pressing, Injection Moulding, Powder Extrusion, Slip Casting, Tape Casting. **Sintering:** Theory of Sintering, Sintering of Single & Mixed Phase Powder, Liquid Phase Sintering Modern Sintering Techniques, Physical & Mechanical Properties Evaluation, Structure-Property Correlation Study, Modern Sintering techniques, Defects Analysis of Sintered Components **Application of Powder Metallurgy:** Filters, Tungsten Filaments, Self-Lubricating Bearings, Porous Materials, Biomaterials etc.	
Module 4		
	NANO MATERIALS & CHARACTERIZATION TECHNIQUES: **Introduction:** Importance of Nano-technology, Emergence of Nanotechnology, Bottom-up and Top-down approaches, challenges in Nanotechnology **Nano-materials Synthesis and Processing:** Methods for creating Nanostructures; Processes for producing ultrafine powders- Mechanical grinding; Wet Chemical Synthesis of Nano-materials- sol-gel process; Gas Phase synthesis of Nano-materials- Furnace, Flame assisted ultrasonic spray pyrolysis; Gas Condensation Processing (GPC), Chemical Vapour Condensation(CVC). **Optical Microscopy -** principles, Imaging Modes, Applications, Limitations. **Scanning Electron Microscopy (SEM) -** principles, Imaging Modes, Applications, Limitations. **Transmission Electron Microscopy (TEM) -** principles, Imaging Modes, Applications, Limitations.**X- Ray Diffraction (XRD) -** principles, Imaging Modes, Applications, Limitations.**Scanning Probe Microscopy (SPM) -** principles, Imaging Modes, Applications, Limitations.**Atomic Force Microscopy (AFM) -** basic principles, instrumentation, operational modes, Applications, Limitations. **Electron Probe Micro Analyzer (EPMA) -** Introduction, Sample preparation, Working procedure, Applications, Limitations.	**10 Hours**
Module 5		
	MANUFACTURING CONTROL AND AUTOMATION **CNC technology - An overview:** Introduction to NC/CNC/DNC machine tools,	**10 Hours**

	Classification of NC /CNC machine tools, Advantage, disadvantages of NC /CNC machine tools, Application of NC/CNC **Part programming:** CNC programming and introduction, Manual part programming: Basic (Drilling, milling, turning etc.), Special part programming, Advanced part programming, Computer aided part programming (APT) **Introduction:** Automation in production system principles and strategies of automation, basic Elements of an automated system. Advanced Automation functions. Levels of Automations, introduction to automation productivity **Control Technologies in Automation:** Industrial control system. Process industry vs discrete manufacturing industries. Continuous vs discrete control. Continuous process and its forms. Other control system components.	

Course Outcomes

1. Understand the different process of Additive Manufacturing. using Polymer, Powder and Nano materials manufacturing.
2. Analyse the different characterization techniques.
3. Describe the various NC, CNC machine programing and Automation techniques.

TEXT BOOKS:

1. Chua Chee Kai, Leong Kah Fai, “Rapid Prototyping: Principles & Applications”, World Scientific, 2003.
2. G Odian Principles of Polymerization, Wiley Inerscience John Wiley and Sons, 4th edition, 2005
3. Mark James Jackson, Microfabrication and Nanomanufacturing, CRC Press, 2005.
4. Powder Metallurgy Technology, Cambridge International Science Publishing, 2002.
5. P. C. Angelo and R. Subramanian: Powder Metallurgy- Science, Technology and Applications, PHI, New Delhi, 2008.
6. Mikell P Groover, Automation, Production Systems and Computer Integrated Manufacturing, 3rd Edition, Prentice Hall Inc., New Delhi, 2007.

REFERENCE BOOKS:

1. Wohler's Report 2000 - Terry Wohlers - Wohler's Association -2000
2. Computer Aided Manufacturing - P.N. Rao, N.K. Tewari and T.K. Kundra Tata McGraw Hill 1999
3. Ray F. Egerton , Physical Principles of Electron Microscopy: An Introduction to TEM, SEM, and AEM , Springer, 2005.
4. P. C. Angelo and R. Subramanian: Powder Metallurgy- Science, Technology and Applications, PHI, New Delhi, 2008.

CRYOGENICS

Course objectives:

1. To understand cryogenic system and gas liquefaction system
2. To analyze gas cycle cryogenic refrigeration system
3. To Comprehend gas separation and gas purification system
4. To have detailed knowledge of vacuum technology, insulation, storage of cryogenic liquids
5. To study applications of cryogenics and to embark on cryogenic fluid

Course	Code	Credits	L-T-P	Assessment		Exam Duration
				SEE	CIA	
Cryogenics	15ME831	03	3-0-0	80	20	3Hrs

Module 1

Introduction to Cryogenic Systems:

Cryogenic propellants and its applications, liquid hydrogen, liquid nitrogen, and liquid Helium

The thermodynamically Ideal system Production of low temperatures – Joule Thompson Effect, Adiabatic expansion.

Gas Liquefaction Systems:

Liquefaction systems for Air Simple Linde –Hampson System, Claude System, Heylndt System, Dual pressure, Claude. Liquefaction cycle Kapitza System. Comparison of Liquefaction Cycles Liquefaction cycle for hydrogen, helium and Neon, Critical components of liquefactionsystems. **10hrs**

Module 2

Gas Cycle Cryogenic Refrigeration Systems:

Classification of Cryo coolers Stirling cycle Cryo – refrigerators, Ideal cycle – working principle. Schmidt's analysis of Stirling cycle, Various configurations of Stirling cycle refrigerators, Integral piston Stirling cryo-cooler, Free displacer split type Stirling Cryo coolers, Gifford Mcmahon Cryo- refrigerator, Pulse tube refrigerator, Solvay cycle refrigerator, Vuillimier refrigerator, Cryogenic regenerators.**10hrs**

Module 3

Gas Separation and Gas Purification Systems

Thermodynamic ideal separation system, Properties of mixtures, Principles of gas separation, Linde single column air separation. Linde double column air separation, Argon and Neon separation systems.

Ultra Low Temperature Cryo – Refrigerators

Magneto Caloric Refrigerator 3He-4He Dilution refrigerator. Pomeranchuk cooling. Measurement systems for low temperatures, Temperature measurement at low temperatures, Resistance thermometers, Thermocouples, Thermistors, Gas Thermometry. Liquid level sensors.

10hrs

Module 4

Vacuum Technology

Vacuum Technology: Fundamental principles. Production of high vacuum, Mechanical vacuum pumps, Diffusion pumps, Cryo-pumping, Measurement of high vacuum level. Cryogenic Insulation: Heat transfer due to conduction, Evacuated porous insulation Powder &Fibers Opacified powder insulation, Gas filled powders & Fibrous materials Multilayer super-insulation, Composite insulation.

10hrs

Module 5

Cryogenic Fluid Storage And Transfer Systems

Design of cryogenic fluid storage vessels, Inner vessel, Outer Insulation, Suspension system, Fill and drain lines. Cryogenic fluid transfer, External pressurization, Self pressurization, Transfer pump.

Application of Cryogenic Systems

Cryogenic application for food preservation – Instant Quick Freezing techniques Super conductive devices, Cryogenic applications for space technology.

Application of cryogenic systems, super conducting devices, space technology, cryogenic in biology and medicine.

10hrs

Course outcomes:

On completion of this subject students will be able to:

1. To be able to understand the cryogenic system.
2. To have complete knowledge of cryogenic refrigeration system
3. To be able to design gas separation and gas purification system
4. To able to solve the problem in , insulation, storage of cryogenic liquids
5. To be able to apply cryogenic in various areas and to be able take up research in cryogenics

TEXT BOOKS

1. Cryogenic Systems – R.F. Barron

2. Cryogenic Engineering – R.B. Scott – D.Van Nostrand Company, 1959

REFERENCE BOOKS

1. Cryogenic Process Engineering – K.D. Timmerhaus and T.M. Flynn, Plenum Press, New York,1989

2. High Vacuum Technology – A. Guthree – New Age International Publication

3. Experimental Techniques in Low Temperature Physics – G.K. White – Osford University Press,

E- Learning

- VTU, E- learning
- NPTEL

Scheme of Examination:

Two question to be set from each module. Students have to answer five full questions, choosing at least one full question from each module.

EXPERIMENTAL STRESS ANALYSIS

Course	Code	Credits	L-T-P	Assessment		Exam Duration
				SEE	CIA	
Experimental Stress Analysis	15ME832	3	3-0-0	80	20	3 Hrs

Course Learning Objectives (CLO's):

1. To use the method of electrical strain gauges to study and characterize the elastic behavior of solid bodies.
2. To measure displacement and perform stress strain analysis of mechanical systems using electrical resistance strain gauges.
3. To describe the photo elastic method to study and characterize the elastic behavior of solid bodies.
4. To determine stress strain behavior of solid bodies using methods of coating.
5. To conduct stress strain analysis of solid bodies using the methods Holography

Module - 1

Introduction: Definition of terms, Calibration, Standards, Dimension and units generalized measurement system. Basic concepts in dynamic measurements, system response, distortion, impedance matching, Analysis of experimental data, cause and types of experimental errors. general consideration in data analysis.

03Hours

Electrical Resistance Strain Gages: Strain sensitivity in metallic alloys, Gageconstruction, Adhesives and mounting techniques, Gage sensitivity and gage factor,Performance' Characteristics, Environmental effects, Strain Gage circuits. Potentiometer, Wheatstone's bridges, Constant current circuits.

05 Hours

Module -2

Strain Analysis Methods: Two element, three element rectangular and delta rosettes, Correction for transverse strain effects, Stress gage, Plane shear gage, Stress intensity factor gage.

04 Hours

Force, Torque and strain measurements: Mass balance measurement, Elastic element for force measurements, torque measurement.

02 Hours

Module –3

Photoelasticity: Nature of light, Wave theory of light - optical interference, Stress optic law –effect of stressed model in plane and circuclar polariscopes, Isoclinics&Isochromatics, Fringe order determination Fringe multiplication techniques , Calibration photoelastic model materials

06Hours

Two Dimensional Photoelasticity: Separation methods: Shear difference method,Analytical separation methods, Model to prototype scaling, Properties of 2D photoelastic model materials, Materials for 2D photoelasticity

02 Hours

Module - 4

Three Dimensional Photo elasticity: Stress freezing method, Scattered lightphotoelasticity, Scattered light as an interior analyzer and polarizer, Scattered lightpolariscope and stress data Analyses.

04 Hours

Photoelastic (Birefringent) Coatings : Birefringence coating stresses, Effects ofcoating thickness: Reinforcing effects, Poission's, Stress separation techniques: Oblique incidence, Strip coatings

06 Hours

Module –5

Brittle Coatings: Coatings stresses, Crack patterns, Refrigeration techniques, Load relaxation techniques, Crack detection methods, Types of brittle coatings, Calibration of coating. Advantages and brittle coating applications.

05Hours

Moire Methods: Moire fringes produced by mechanical interference .Geometrical approach, Displacement field approach to Moire fringe analysis, 0ut of plane displacement measurements, Out of plane slope measurements .Applications and advantages

05Hours

Course Outcomes (CO's):

At the end of the course, the student will be able to:

1. Explain characterize the elastic behavior of solid bodies.
2. Describe stress strain analysis of mechanical systems using electrical resistance strain gauges.
3. Discuss skills for experimental investigations an accompanying laboratory course is desirable
4. Discuss experimental investigations by predictions by other methods.
5. Describe various coating techniques.

TEXT BOOKS:

1. **"Experimental Stress Analysis",** Dally and Riley, McGraw Hill.
2. **"Experimental Stress Analysis".** Sadhu Singh, Khanna publisher.
3. **Experimental stress Analysis**, Srinath L.S tata Mc Graw Hill.

REFERENCES BOOKS :

1. **"Photoelasticity Vol I and Vol II,** M.M.Frocht, John Wiley & sons.
2. **"Strain Gauge Primer",** Perry and Lissner,
3. **"Photo Elastic Stress Analysis",** Kuske, Albrecht & Robertson John Wiley & Sons.
4. **"Motion Measurement and Stress Analysis",** Dave and Adams,

5**. Holman, Experimental Methods for Engineers,** Tata McGraw-Hill Companies, 7th Edition, New York, 2007.

6. B. C. Nakra and K. K. Chaudhry, Instrumentation, Measurement and Analysis, Tata McGraw-Hill Companies, Inc, New York, 7th Edition, 2006.

Scheme of Examination: Two question to be set from each module. Students have to answer five full questions, choosing at least one full question from each module.

THEORY OF PLASTICITY

Course	Code	Credits	L-T-P	Assessment		Exam Duration
				SEE	CIA	
Theory of Plasticity	15ME833	3	3-0-0	80	20	3 Hrs

Pre-requisite: This course requires sufficient solid mechanics and theory of elasticity background and basic knowledge about materials and their mechanical properties.

Course objectives:

CLO1	To introduce the concepts of Plasticity and mechanism of plastic deformation in metals.
CLO2	To expose the students to elasto-plastic problems involving plastic deformation of beams and bars.
CLO3	To introduce the concepts of slip line field theory.

Module 1

Briefreviewof fundamentals of elasticity:Concept of stress, stress invariants, principal Stresses, octahedralnormalandshearstresses,sphericalanddeviatoric stress,stress transformation;concept of strain,engineeringandnaturalstrains, octahedralstrain,deviator and spherical strain tensors, strainrateandstrainrate tensor, cubical dilation, generalized Hooke's law, numerical problems.

8 Hours

Module 2

Plastic Deformation of Metals: Crystalline structure in metals, mechanism of plastic deformation, factors affecting plastic deformation, strain hardening, recovery, recrystallization and grain growth, flow figures or Luder's cubes.

Yield Criteria: Introduction, yield or plasticity conditions, Von Mises and Tresca criterion, geometrical representation, yield surface, yield locus (two dimensional stress space), experimental evidence for yield criteria, problems.

9 Hours

Module 3

Stress Strain Relations: Idealised stress-strain diagramsfor differentmaterialmodels, empirical equations,Levy-VonMises equation, Prandtl-Reuss andSaintVenant theory, experimental verification of Saint Venant's theory of plastic flow. Concept of plastic potential, maximum work hypothesis, mechanical work for deforming a plastic substance.

8 Hours

Module 4

Bending of Beams:Stages ofplasticyielding, analysis of stresses, linear and nonlinear stress strain curve, problems.

Torsion of Bars: Introduction, plastic torsion of a circular bar, elastic perfectly plastic material, elastic work hardening of material, problems.

9 Hours

Module 5

Slip Line Field Theory: Introduction, basic equations for incompressible two dimensional flows, continuity equations, stresses in conditions of plain strain, convention for slip lines, geometry of slip line field, properties of the slip lines, construction of slip line nets.

8 Hours

Course outcomes:

At the end of course, student will able to:

CLO1	Understand stress, strain, deformations, relation between stress and strain and plastic deformation in solids.
CLO2	Understand plastic stress-strain relations and associated flow rules.
CLO3	Perform stress analysis in beams and bars including Material nonlinearity.
CLO4	Analyze the yielding of a material according to different yield theory for a given state of stress.
CLO5	Interpret the importance of plastic deformation of metals in engineering problems.

Scheme of Examination:

Two questions to be set from each module. Students have to answer five full questions, choosing one full question from each module.

Text Books:

1. “Theory of Plasticity”, Chakraborty, 3rd Edition Elsevier.
2. “TheoryofPlasticityand Metal formingProcess”-Sadhu Singh, KhannaPublishers, Delhi.

References Books:

1. “EngineeringPlasticity-TheoryandApplicationto Metal FormingProcess” -R.A.C. Slater, McMillan PressLtd.
2. “Basic Engineering Plasticity”, DWA Rees, 1st Edition, Elsevier.

3. “Engineering Plasticity”, W. Johnson and P. B. Mellor, Van NoStrand Co. Ltd 2000
4. Advanced Mechanics of solids, L. S. Srinath, Tata Mc. Graw Hill, 2009.

Green Manufacturing

Course	Code	Credits	L-T-P	Assessment		Exam Duration
				SEE	CIA	
Green Manufacturing	15ME834	3	3-0-0	80	20	3 Hrs

COURSE OBJECTIVES

Students will be ableto

1. Acquire a broad understanding of sustainable manufacturing, green product and process
2. Understand the analytical tools, techniques in green manufacturing
3. Understand thestructures of sustainable manufacturing, environmental and management practice.

Module- 1

Introduction to Green Manufacturing

Why Green Manufacturing, Motivations and Barriers to Green Manufacturing, Environmental Impact of Manufacturing, Strategies for Green Manufacturing.

The Social, Business, and Policy Environment for Green Manufacturing

Introduction, The Social Environment—Present Atmosphere and Challenges for Green Manufacturing, The Business Environment: Present Atmosphere and Challenges, The Policy Environment—Present Atmosphere and Challenges for Green Manufacturing. **08Hrs**

Module- 2

Metrics for Green Manufacturing

Introduction, Overview of Currently Used Metrics, Overview of LCA Methodologies, Metrics Development Methodologies, Outlook and Research Needs.

Green Supply Chain

Motivation and Introduction, Definition, Issues in Green Supply Chains (GSC),Techniques/Methods of Green Supply Chain, Future of Green Supply Chain.

Principles of Green Manufacturing

Introduction, Background, and Technology Wedges, Principles, Mapping Five Principles to Other Methods and Solutions. **08Hrs**

Module -3

Closed-Loop Production Systems

Life Cycle of Production Systems, Economic and Ecological Benefits of Closed□Loop Systems, Machine Tools and Energy Consumption, LCA of Machine Tools, Process Parameter Optimization, Dry Machining and Minimum Quantity Lubrication, Remanufacturing, Reuse, Approaches for Sustainable Factory Design.

Semiconductor Manufacturing

Overview of Semiconductor Fabrication, Micro fabrication Processes, Facility Systems, Green Manufacturing in the Semiconductor Industry: Concepts and Challenges, Use-Phase Issues with Semiconductors, Example of Analysis of Semiconductor Manufacturing. **08Hrs**

Module- 4
Environmental Implications of Nano-manufacturing

Introduction, Nano-manufacturing Technologies, Conventional Environmental Impactof Nano-manufacturing, Unconventional Environmental Impactsof Nano-manufacturing, Life Cycle Assessment (LCA) of Nanotechnologies.

Green Manufacturing Through Clean Energy Supply
Introduction, Clean Energy Technologies, Application Potential of Clean Energy Supplying Green Manufacturing **08Hrs**

Module- 5
Packaging and the Supply Chain: A Look at Transportation
Introduction, Background, Recommended Method to Determine Opportunitiesfor Improved Pallet Utilization, Discussion.

Enabling Technologies for Assuring Green Manufacturing
Motivation, Process Monitoring System, Applying Sensor Flows in Decision Making:Automated Monitoring, Case Study.

Concluding Remarks and Observations about the Future
Introduction, Evolution of Manufacturing, Leveraging Manufacturing, Energy of Labor. **08Hrs**

COURSE OUTCOMES

1. Understand the basic design concepts, methods, tools, the key technologies and the operation of sustainable green manufacturing.
2. Apply the principles, techniques and methods to customize the learned generic concepts to meet the needs of a particular industry/enterprise.
3. Identify the strategies for the purpose of satisfying a set of given sustainable green manufacturing requirements.

4. Design the rules and processes to meet the market need and the green manufacturing requirements by selecting and evaluating suitable technical, managerial / project management and supply chain management scheme.

PRODUCT LIFE CYCLE MANAGEMENT

Course	Code	Credits	L-T-P	Assessment		Exam Duration
				SEE	CIA	
Product Life Cycle Management	15ME835	3	3-0-0	80	20	3 Hrs

Course objectives:

This course enables students to

1. Familiarize with various strategies of PLM
2. Understand the concept of product design and simulation.
3. Develop New product development ,product structure and supporting systems
4. Interpret the technology forecasting and product innovation and development in business processes.
5. Understand product building and Product Configuration.

MODULE 1:

INTRODUCTION TO PLM AND PDM

Introduction to PLM,Need for PLM,opportunities and benefits of PLM, different views of PLM, components of PLM, phases of PLM, PLM feasibility study. PLM Strategies, strategy elements, its identification, selection and implementation. Product Data Management, implementation of PDM systems. 8Hrs

MODULE 2:

PRODUCT DESIGN

Engineering design, organization and decomposition in product design, product design process, methodical evolution in product design, concurrent engineering, design for 'X' and design central development model. Strategies for recovery at end of life, recycling, human factors in product design. Modelling and simulation in product

8Hrs.

MODULE 3:

PRODUCT DEVELOPMENT

New Product Development, Structuring new product development, building decision support system, Estimating market opportunities for new product, new product financial control, implementing new product development, market entry decision, launching and tracking new product program. Concept of redesign of product.

8Hrs.

MODULE 4:

TECHNOLOGY FORECASTING

Technological change, methods of technology forecasting, relevance trees, morphological methods, flow diagram and combining forecast of technologies Integration of technological product innovation and product development in business processes within enterprises, methods and tools in the innovation process according to the situation, methods and tools in the innovation process according to the situation.

8Hrs.

MODULE 5:

PRODUCT BUILDING AND STRUCTURES

Virtual product development tools for components, machines, and manufacturing plants: 3D CAD systems, digital mock-up, model building, model analysis, production (process) planning, and product data technology, Product structures: Variant management, product configuration, material master data, product description data, Data models, Life cycles of individual items, status of items.

8Hrs

Scheme of Examination:
Two question to be set from each module. Students have to answer five full questions, choosing at least one full question from each module.

Course Outcomes:
Student will be able to

1. Explain the various strategies of PLM and Product Data Management
2. Describe decomposition of product design and model simulation
3. Apply the concept of New Product Development and its structuring.
4. Analyze the technological forecasting and the tools in the innovation.
5. Apply the virtual product development and model analysis

Text Books:

1.Stark, John. *Product Lifecycle Management: Paradigm for 21st Century ProductRealisation*, Springer-Verlag, 2004. ISBN 1852338105
2.Fabio Giudice, Guido La Rosa, Product Design for the environment-A life cycle

approach, Taylor & Francis 2006

Reference Books:

1.. Saaksvuori Antti / ImmonenAnselmie, product Life Cycle Management Springer,Dreamtech,3-540-25731-4

2. Product Lifecycle Management, Michael Grieves, Tata McGraw Hill

Internship/ Professional Practice

Course	Code	Credits	L-T-P	Assessment		Exam Duration
				SEE	CIA	
Internship/ Professional Practice	15ME84	2	Industry Oriented	50	50	3 Hrs

Project Work, Phase II

Course	Code	Credits	L-T-P	Assessment		Exam Duration
				SEE	CIA	
Project Work, Phase II	15MEP85	6	0-6-0	100	100	3 Hrs

Seminar

Course	Code	Credits	L-T-P	Assessment		Exam Duration
				SEE	CIA	
Seminar	15MES86	1	0-4-0	100	-	-

B.E. Mechanical Engineering

IV SEMESTER

Sl. No	Subject Code	Title	Teaching Hours /Week			Examination				Credits
			Lecture	Tutorial	Practical	Duration (Hours)	Theory/ Practical Marks	I.A. Marks	Total Marks	
1	15MAT41	Engineering Mathematics – III	04			03	80	20	100	04
2	15ME42	Kinematics of Machinery	03	02		03	80	20	100	04
3	15ME43	Applied Thermodynamics	03	02		03	80	20	100	04
4	15ME44	Fluid mechanics	03	02		03	80	20	100	04
5	15ME45A/ 15ME45B	Metal Casting and Welding / Machine Tools and Operations	04			03	80	20	100	04
6	15ME46 A/ 15ME46B	Computer Aided Machine Drawing	02		4	03	80	20	100	03
		Mechanical Measurements and Metrology	04							
7	15MEL47A / 15MEL47B	Materials Testing Lab/ Mechanical Measurements and Metrology Lab	1		2	03	80	20	100	02
8	15MEL48A / 15MEL48B	Foundry and Forging Lab / Machine Shop/	1		2	03	80	20	100	02
TOTAL			**19/21**	**06**	**08/04**		**640**	**160**	**800**	**27**

KINEMATICS OF MACHINES

Course	Code	Credits	L-T-P	Assessment		Exam Duration
				SEE	CIA	
Kinematics of Machines	15ME42	04	3-2-0	80	20	3Hrs

Course objectives

Students will

1. Familiarize with mechanisms and motion analysis of mechanisms.
2. Understand methods of mechanism motion analysis and their characteristics.
3. Analyse motion of planar mechanisms, gears, gear trains and cams.

MODULE - 1

Introduction: Definitions: Link, kinematic pairs,kinematic chain, mechanism, structure, degrees of freedom, Classification links, Classifiction of pairs based on type of relative motion,Grubler's criterion, mobility of mechanism, Groshoff's criteria, inversions of Grashoff's chain.

Mechanisms: Quick return motion mechanisms-Drag link mechanism, Whitworth mechanism and Crank and slotted lever Mechanism. Oldham's coupling, Straight line motion mechanisms Peaucellier's mechanism and Robert's mechanism. Intermittent Motion mechanisms:Geneva wheel mechanism, Ratchet and Pawl mechanism,toggle mechanism, pantograph, condition for correct steering, Ackerman steering gear mechanism.

10 Hours

MODULE -2

Velocity and Acceleration Analysis of Mechanisms (Graphical Method): Velocity and acceleration analysis of four bar mechanism, slider crank mechanism. Mechanism illustrating Coriolis component of acceleration. Angular velocity and angular acceleration of links, velocity of rubbing.

Velocity Analysis by Instantaneous Center Method: Definition, Kennedy's theorem, Determination of linear and angular velocity using instantaneous center method.

Klein's Construction: Analysis of velocity and acceleration of single slider crank mechanism.

10 Hours

MODULE – 3

Velocity and Acceleration Analysis of Mechanisms (Analytical Method): Velocity and acceleration analysis of four bar mechanism, slider crank mechanism using complex algebra method.

Freudenstein's equation for four bar mechanism and slider crank mechanism.

Function Generation for four bar mechanism.

10 Hours

Module – 4

Spur Gears: Gear terminology, law of gearing, path of contact, arc of contact, contact ratio of spur gear. Interference in involute gears, methods of avoiding interference, back lash,condition for minimum number of teeth to avoid interference, expressions for arc of contact and path of contact

Gear Trains: Simple gear trains, compound gear trains. Epicyclic gear trains:aAlgebraic and tabular methods of finding velocity ratio of epicyclic gear trains, torque calculation in epicyclic gear trains.

10 Hours

Cams: Types of cams, types of followers. displacement, velocity and acceleration curves for uniform velocity, Simple Harmonic Motion, Uniform Acceleration Retradation, Cycloidal motion. Cam profiles: disc cam with reciprocating / oscillating follower having knife-edge, roller and flat-face follower inline and offset.

Analysis of Cams: Analysis of arc cam with flat faced follower.

10 Hours

Graphical Solutions may be obtained either on the Graph Sheets or in the Answer Book itself.

Course outcomes

Students will be able to

1. Identify mechanisms with basic understanding of motion.
2. Comprehend motion analysis of planar mechanisms, gears, gear trains and cams.
3. Carry out motion analysis of planar mechanisms, gears, gear trains and cams.

TEXT BOOKS:

1. Rattan S.S, Theory of Machines,Tata McGraw-Hill Publishing Company Ltd., New Delhi, 4th Edition, 2014.
2. Ambekar A. G., Mechanism and Machine Theory, PHI, 2009.

REFERENCE BOOKS:

1. Michael M Stanisic, Mechanisms and Machines-Kinematics, Dynamics and Synthesis, Cengage Learning, 2016.
2. Sadhu Singh, **Theory of Machines,** Pearson Education (Singapore)Pvt. Ltd, Indian Branch New Delhi, 2nd Edi. 2006.

APPLIED THERMODYNAMICS

Course	Code	Credits	L-T-P	Assessment		Exam Duration
				SEE	CIA	
Applied Thermodynamics	15ME43	04	3-2-0	80	20	3Hrs

Courselearning objectives:

- To have a working knowledge of basic performance of Gas power cycles.
- To Calculate the forces exerted by a fluid at rest on submerged surfaces and understand the force of buoyancy
- To understand and evaluate the performance of steam power cycles their various Engineering applications
- To know how fuel burns and their thermodymic properties.
- To Understand mechanism of power transfer through belt, rope, chain and gear drives in I C Engines
- To determine performance parameters of refrigeration and air-conditioning systems.
- Evaluate the performance parameters of reciprocating air compressor as a function of receiver pressure.

Module - I

Gas Power Cycles : Air standard cycles; Carnot, Otto, Diesel, Dual and Stirling cycles, p-v and T -s diagrams, description, efficiencies and mean effective pressures. Comparison of Otto and Diesel cycles. Gas turbine (Brayton) cycle; description and analysis. Regenerative gas turbine cycle. Inter-cooling and reheating in gas turbine cycles.

Jet propulsion: Introduction to the principles of jet propulsion, turbojet, turboprop, Ramjet and turbofan engines and their processes . Principles of rocket propulsion, Introduction to rocket engine.10 Hours

Module –II

Vapour Power Cycles: Carnot vapour power cycle, drawbacks as a reference cycle. Simple Rankine cycle; description, T-s diagram, analysis for performance. Comparison of Carnot and Rankine cycles. Effects of pressure and temperature on Rankine cycle performance. Actual vapour power cycles. Ideal and practical regenerative Rankine cycles, open and closed feed water heaters. Reheat Rankine cycle. Characteristics of an Ideal working fluid in Vapour power cycles, Binary Vapour cycles

10 Hours

Module –III

Combustion Thermodynamics: Theoretical (Stoichiometric) air for combustion of fuels. Excess air, mass balance, Exhaust gas analysis, A/F ratio. Energy balance for a chemical reaction, enthalpy of formation, enthalpy and internal energy of combustion. Combustion efficiency. Dissociation and equilibrium, emissions.

I.C.Engines: Classification of IC engines, Combustion of SI engine and CI engine, Detonation and factors affecting detonation, Performance analysis of I.C Engines, heat balance, Morse test, IC Engine fuels, Ratings and Alternate Fuels. Automotive Pollutions and its effects on environment.

10 Hours

Module –IV

Refrigeration Cycles: Vapour compression refrigeration system; description, analysis, refrigerating effect. Capacity, power required, units of refrigeration, COP, Refrigerants and their desirable properties, alternate Refrigerants. Any one case study on cold storage or industrial refrigerator. Air cycle refrigeration; reversed Carnot cycle, reversed Brayton cycle, Vapour absorption refrigeration system. Steam jet refrigeration.

Pscychrometrics and Air-conditioning Systems: Properties ofAtmospheric air, and Psychometric properties of Air, Psychometric Chart, Analyzing Air-conditioning Processes; Heating, Cooling, Dehumidification and Humidification, Evaporative Cooling. Adiabatic mixing of twomoist air streams. Cooling towers.

10 Hours

Module –V

Reciprocating Compressors: Operation of a single stage reciprocating compressors. Work input through p-v diagram and steady state steady flow analysis. Effect of Clearance and Volumetric efficiency. Adiabatic, Isothermal and Mechanical efficiencies. Multi-stage compressor, saving in work, Optimum intermediate pressure, Inter-cooling, Minimum work for compression.

Steam nozzles: Flow of steam through nozzles, Shape of nozzles, effect of friction, Critical pressure ratio, Supersaturated flow.

10 Hours

Course outcomes

Students will be able to

- Apply thermodynamic concepts to analyze the performance of gas power cycles including propulsion systems.
- Evaluate the performance of steam turbine components.
- Understand combustion of fuels and combustion processes in I C engines including alternate fuels and pollution effect on environment.
- Apply thermodynamic concepts to analyze turbo machines.
- Determine performance parameters of refrigeration and air-conditioning systems.
- Understand the principles and applications of refrigeration systems.
- Analyze air-conditioning processes using the principles of psychrometry and Evaluate cooling and heating loads in an air-conditioning system.
- Understand the working, applications, relevance of air and identify methods for performance improvement.

Text Books:

1. Thermodynamics an engineering approach, by Yunus A. Cenegal and Michael A. Boles. Tata McGraw hill Pub. Sixth edition, 2008.

2. Basic and Applied Thermodynamics" by P .K. Nag, Tata McGraw Hill, 2nd Edi. 2009
3. Fundamentals of Thermodynamics by G.J. Van Wylen and R.E. Sonntag, Wiley Eastern. Fourth edition 19993.

Reference Books:

1. Thermodynamics for engineers, Kenneth A. Kroos and Merle C. Potter, Cengage Learning, 2016
2. Principles of Engineering Thermodynamics, Michael J,Moran, Howard N. Shapiro, Wiley, 8th Edition
3. An Introduction to Thermo Dynamics by Y.V.C.Rao, Wiley Eastern Ltd, 2003.
4. Thermodynamics by Radhakrishnan. PHI, 2nd revised edition.
5. I.C Engines by Ganeshan.V. Tata McGraw Hill, 4rth Edi. 2012.
6. I.C.Engines by M.L.Mathur & Sharma. Dhanpat Rai& sons- India

E- Learning

- Nptel.ac.in
- VTU, E- learning
- MOOCS
- Open courseware

Scheme of Examination:

Two question to be set from each module. Students have to answer five full questions, choosing at least one full question from each module.

FLUID MECHANICS

Course	Code	Credits	L-T-P	Assessment		Exam Duration
				SEE	CIA	
Fluid Mechanics	15ME44	04	3-2-0	80	20	3Hrs

Course objectives:

- To have a working knowledge of the basic properties of fluids and understand the continuum approximation
- To Calculate the forces exerted by a fluid at rest on submerged surfaces and understand the force of buoyancy
- To understand the flow characteristic and dynamics of flow field for various Engineering applications
- To know how velocity changes and energy transfers in fluid flows are related to forces and torques and to understand why designing for minimum loss of energy in fluid flows is so important.
- To discuss the main properties of laminar and turbulent pipe flow and appreciate their differences and the concept of boundary layer theory.
- Understand the concept of dynamic similarity and how to apply it to experimental modeling
- To appreciate the consequences of compressibility in gas flow and understand the effects of friction and heat transfer on compressible flows

MODULE -1

Basics: Introduction, Properties of fluids-mass density, weight density, specific volume, specific gravity, viscosity, surface tension, capillarity, vapour pressure, compressibility and bulk modulus. Concept of continuum, types of fluids etc,pressure at a point in the static mass of fluid, variation of pressure, Pascal's law,Absolute, gauge, atmospheric and vacuum pressures pressure measurement by simple, differential manometers and mechanical gauges.

Fluid Statics: Totalpressure and center of pressure for horizontal plane, vertical plane surface and inclined plane surface submerged in static fluid.Buoyancy, center of buoyancy, meta center and meta centric heightits application in shipping, stability of floating bodies.

10Hrs

MODULE -2

Fluid Kinematics and Dynamics:

Fluid Kinematics: Types of Flow-steady , unsteady, uniform, non-uniform, laminar, turbulent, one,two and three dimensional, compressible, incompressible, rotational, irrotational, stram lines, path lines, streak lines, velocity components, convective and local acceleration, velocity potential, stream function, continuity equation in Cartesian co-ordinates. Rotation, vorticity and circulation, Laplace equation in velocity potential and Poisson equation in stream function, flow net, Problems.

Fluid Dynamics:

Momentum equation, Impacts of jets- force on fixed and moving vanes, flat and curved. Numericals.Euler's equation, Integration of Euler's equation to obtain Bernoulli's equation, Bernoulli's theorem, Application of Bernoulli's theorem such as venture meter, orifice meter, rectangular and triangular notch, pitot tube, orifices etc., related numericals.

12 Hrs

MODULE -3

Laminar and turbulent flow: Reynods Number, Entrance flow and Developed flow, Navier-Stokes Equation (no derivation), Laminar flow between parallel plates, Poiseuille equation – velocity profile, Couette flow, Fully developed laminar flow in circular pipes, Hagen - Poiseuille equation, related numericals.

Energy consideration in pipe flow, Loss of Pressure Head due to Fluid Friction, Darcy Weishach formula, major and minor losses in pipes, Commercial pipe, Colebrook equation, Moody equation/ diagram. Pipes in series, parallel, equivalent pipe, Related Numericals and simple pipe design problems.

10 Hrs

MODULE -4

Flow over bodies: Development of boundary layer**,** Prandtl's boundary layer equations, Blasius solution, laminar layer over a flat plate, boundary layer separation and its control.

Basic concept of Lift and Drag, Types of drag, Co-efficient of drag and lift,streamline body and bluff body, flow around circular bodies and airfoils, Lift and drag on airfoil, Numericals.

Dimensional analysis: Need for dimensional analysis, Dimensions and units, Dimensional Homogeneity and dimensionless ratios, methods of dimensional analysis, Rayleigh's method, Buckingham Pi theorem, Similitude and Model studies. Numericals.

10 Hrs

MODULE -5

Compressible Flows: Introduction, thermodynamicrelations of perfect gases, internal energy andenthalpy, speed of sound, pressure field due to a moving source, basic Equations for one-dimensional flow, stagnation and sonic Properties, normal and oblique shocks.

Introduction to CFD: Necessity, limitations, philosophy behind CFD, applications.

08 Hrs

Course outcomes:

Students will be able to

- CO1: Identify and calculate the key fluid properties used in the analysis of fluid behavior.
- CO2: Understand and apply the principles of pressure, buoyancy and floatation
- CO3:Apply the knowledge of fluid statics, kinematics and dynamics while addressing problems of mechanical and chemical engineering.
- CO4:Understand and apply the principles of fluid kinematics and dynamics.
- CO5:Understand the concept of boundary layer in fluid flow and apply dimensional analysis to form dimensionless numbers in terms of input output variables.
- CO6: Understand the basic concept of compressible flow and CFD

Text Books:

1. Fluid Mechanics (SI Units), Yunus A. Cengel John M.Cimbala, 3rd Ed., Tata McGraw Hill, 2014.
2. Fluid Mechanics, F M White, McGraw Hill Publications Eighth edition. 2016
3. Mechanics of Fluids, Merle C. Potter, Devid C. Wiggerrt, Bassem H. Ramadan, Cengage learning, Fourth editions 2016.

Reference Books:

1. Fundamentals of Fluid Mechanics by Munson, Young, Okiishi& Huebsch, John Wiley Publications.7th edition.
2. Fluid Mechanics, Pijush.K.Kundu, IRAM COCHEN, ELSEVIER, 3rd Ed. 2005.
3. Fluid Mechanics, John F.Douglas, Janul and M.Gasiosek and john A.Swaffield, Pearson Education Asia, 5th ed., 2006.
4. Introduction to Fluid Mechanics by Fox, McDonald, John Wiley Publications,8th edition.

E- Learning

- Nptel.ac.in
- VTU, E- learning
- MOOCS
- Open courseware

Scheme of Examination:

Two question to be set from each module. Students have to answer five full questions, choosing at least one full question from each module.

METAL CASTING AND WELDING

Course	Code	Credits	L-T-P	Assessment		Exam Duration
				SEE	CIA	
Metal Casting And Welding	15ME35A / 45A	04	4-0-0	80	20	3Hrs

COURSE OBJECTIVE

- To provide detailed information about the moulding processes.
- To provide knowledge of various casting process in manufacturing.
- To impart knowledge of various joining process used in manufacturing.
- To provide adequate knowledge of quality test methods conducted on welded and casted components.

MODULE -1

INTRODUCTION & BASIC MATERIALS USED IN FOUNDRY

Introduction: Definition, Classification of manufacturing processes. Metals cast in the foundry-classification, factors that determine the selection of a casting alloy.

Introduction to casting process & steps involved. Patterns: Definition, classification, materials used for pattern, various pattern allowances and their importance.

Sand molding: Types of base sand, requirement of base sand. Binder, Additives definition, need and types

Preparation of sand molds: Molding machines- Jolt type, squeeze type and Sand slinger. Study of important molding process: Green sand, core sand, dry sand, sweep mold, CO2 mold, shell mold, investment mold, plaster mold, cement bonded mold.Cores: Definition, need, types. Method of making cores, concept of gating (top, bottom, parting line, horn gate) and risering (open, blind) Functions and types

10 Hours

MODULE -2

MELTING & METAL MOLD CASTING METHODS

Melting furnaces: Classification of furnaces, Gas fired pit furnace, Resistance furnace, Coreless induction furnace, electric arc furnace, constructional features & working principle of cupola furnace.

Casting using metal molds: Gravity die casting, pressure die casting, centrifugal casting, squeeze casting, slush casting, thixocasting, and continuous casting processes

10 Hours

MODULE -3

SOLIDIFICATION & NON FERROUS FOUNDRY PRACTICE

Solidification: Definition, Nucleation, solidification variables, Directional solidification-need and methods. Degasification in liquid metals-Sources of gas, degasification methods.

Fettling and cleaning of castings: Basic steps involved. Sand Casting defects- causes, features and remedies. Advantages & limitations of casting process

Nonferrous foundry practice: Aluminum castings - Advantages, limitations, melting of aluminum using lift-out type crucible furnace. Hardeners used, drossing, gas absorption, fluxing and flushing, grain refining, pouring temperature. Stir casting set up, procedure, uses, advantages and limitations.

10 Hours

MODULE -4

WELDING PROCESS

Welding process: Definition, Principles, Classification, Application, Advantages & limitations of welding. Arc welding: Principle, Metal arc welding (MAW), Flux Shielded Metal Arc Welding (FSMAW), Inert Gas Welding (TIG & MIG) Submerged Arc Welding (SAW) and Atomic Hydrogen Welding (AHW).

Special type of welding: Resistance welding principles, Seam welding, Butt welding, Spot welding and Projection welding. Friction welding, Explosive welding, Thermit welding, Laser welding and electron beam welding.

10 Hours

MODULE -5

SOLDERING , BRAZING AND METALLURGICAL ASPECTS IN WELDING

Structure of welds, Formation of different zones during welding, Heat Affected Zone (HAZ), Parameters affecting HAZ. Effect of carbon content on structure and properties of steel, Shrinkage in welds& Residual stresses, Concept of electrodes, filler rod and fluxes. Welding defects- Detection, causes & remedy.

Soldering, brazing, gas welding: Soldering, Brazing, Gas Welding: Principle, oxy-Acetylene welding, oxy-hydrogen welding, air-acetylene welding, Gas cutting, powder cutting.

Inspection methods: Methods used for inspection of casting and welding. Visual, magnetic particle, fluorescent particle, ultrasonic. Radiography, eddy current, holography methods of inspection.

10 Hours

COURSE OUTCOMES

CO No.	Course Outcomes	Blooms level	PO
CO1	Describe the casting process, preparation of Green, Core, dry sand molds and Sweep, Shell, Investment and plaster molds.	U	PO1
CO2	Explain the Pattern, Core, Gating, Riser system and Jolt, Squeeze, Sand Slinger Molding Machines.	U	PO1
CO3	Compare the Gas fired pit, Resistance, Coreless, Electrical and Cupola Metal Furnaces.	U	PO1
CO4	Compare the Gravity, Pressure die, Centrifugal, Squeeze, slush and Continuous Metal mold castings.	U	PO1
CO5	Explain the Solidification process and Casting of Non-Ferrous Metals.	U	PO1
CO6	Describe the Metal Arc, TIG, MIG, Submerged and Atomic Hydrogen Welding processes used in manufacturing.	U	PO1
CO7	Explain the Resistance spot, Seam, Butt , Projection, Friction, Explosive, Thermit, Laser and Electron Beam Special type of welding process used in manufacturing.	U	PO1
CO8	Describe the Metallurgical aspects in Welding and inspection methods for the quality assurance of components made of casting and joining process.	U	PO1

TEXT BOOKS:

1. **"Manufacturing Process-I",** Dr.K.Radhakrishna, Sapna Book House,5th Revised Edition 2009.
2. **"Manufacturing & Technology**: Foundry Forming and Welding",P.N.Rao, 3rd Ed., Tata McGraw Hill, 2003.
3. **" Introduction to Manufacturing Process**" – John A.Schey , 3rd Edition ,McGraw Hills Education.

REFERENCE BOOKS:

1. **"Machining And Machine Tools"** – A.B.Chattopadhyay, FNA (E) Wiley.
2. **"Process and Materials of Manufacturing**", Roy A Lindberg, 4th Ed.Pearson Edu. 2006.
3. **"Manufacturing Technology,** Vol 1, P N Rao, McGraw Hill Education, 4th Edition
4. **"Principles of metal casting"**, Rechard W. Heine, Carl R. LoperJr.,Philip C. Rosenthal, Tata McGraw Hill Education Private Limited

Ed.1976.

MACHINE TOOLS AND OPERATIONS

Course	Code	Credits	L-T-P	Assessment		Exam Duration
				SEE	CIA	
Machine Tools and Operations	15ME35B / 45B	04	4-0-0	80	20	3Hrs

COURSE OBJECTIVES:

- To introduce students to different machine tools in order to produce components having different shapes and sizes.
- To enrich the knowledge pertaining to relative motion and mechanics required for various machine tools.
- To develop the knowledge on mechanics of machining process and effect of various parameters on economics of machining.

MODULE 1

MACHINE TOOLS

Introduction, Classification, construction and specifications of lathe, drilling machine, milling machine, boring machine, broaching machine, shaping machine, planing machine, grinding machine [**Simple sketches showing major parts of the machines**]

10 hours

MODULE 2

MACHINING PROCESSES

Introduction, Types of motions in machining, turning and Boring, Shaping, Planing and Slotting, Thread cutting, Drilling and reaming, Milling, Broaching, Gear cutting and Grinding, Machining parameters and related quantities.

[Sketches pertaining to relative motions between tool and work piece only] 10 Hours

MODULE 3

CUTTING TOOL MATERIALS, GEOMETRY AND SURFACE FINISH

Introduction, desirable Properties and Characteristics of cutting tool materials, cutting tool geometry, cutting fluids and its applications, surface finish, effect of machining parameters on surface finish.

Machining equations for cutting operations: Turning, Shaping, Planing, slab milling, cylindrical grinding and internal grinding, Numerical Problems 10 Hours

MODULE 4

MECHANICS OF MACHINING PROCESSES

Introduction, Chip formation, Orthogonal cutting, Merchants model for orthogonal cutting, Oblique cutting, Mechanics of turning process, Mechanics of drilling process, Mechanics of milling process, Numerical problems. 10 Hours

MODULE 5

TOOL WEAR, TOOL LIFE: Introduction, tool wear mechanism, tool wear equations, tool life equations, effect of process parameters on tool life, machinability, Numerical problems

ECONOMICS OF MACHNING PROCESSES: Introduction, choice of feed, choice of cutting speed, tool life for minimum cost and minimum production time, machining at maximum efficiency, Numerical problems 10 Hours

COURSE OUTCOMES:

- Explain the construction & specification of various machine tools.
- Describe various machining processes pertaining to relative motions between tool & work piece.
- Discuss different cutting tool materials, tool nomenclature & surface finish.
- Apply mechanics of machining process to evaluate machining time.

Analyze tool wear mechanisms and equations to enhance tool life and minimize machining cost.

TEXT BOOKS:

1. Fundamentals of metal cutting and Machine Tools, B.L. Juneja, G.S. Sekhon and Nitin Seth, New Age International Publishers 2nd Edition, 2003
2. All about Machine Tools, Heinrich Gerling, New Age International Publishers revised 2nd Edition, 2006

REFERENCE BOOKS:

1. Fundamental of Machining and Machine Tools, Geoffrey Boothroyd and Winston A. Knight, CRC Taylor & Francis, Third Edition.
2. **"Manufacturing Technology,** Vol 2, P N Rao, McGraw Hill Education, 3rd Edition
3. Metal cutting principles, Milton C. Shaw, Oxford University Press, Second Edition,2005.

Scheme of Examination:

Two question to be set from each module. Students have to answer five full questions, choosing at least one full question from each module.

COMPUTER AIDED MACHINE DRAWING

Course	Code	Credits	L-T-P	Assessment		Exam Duration
				SEE	CIA	
Computer Aided Machine Drawing	15ME36A / 46A	03	2-0-4	80	20	3Hrs

Course Objectives:

1. To improve the visualisation skills and understand the conventions used in engineering drawing.
2. To inculcate understanding of the theory of projection and make drawings using orthographic projections and sectional views.
3. To impart fundamental knowledge of drawing of different machine parts.
4. To enable the students with concepts of dimensioning and standards related to drawings.
5. To enable the students draw the assembly of various machine components.
6. Recognize to use engineering tools, software for drawing and engage in life long learning.

Introduction to Computer Aided Sketching
Review of graphic interface of the software. Review of basic sketching commands and navigational commands.

02 Hours

PART A

Unit I
Sections of Solids : Sections of Pyramids, Prisms, Cubes, Tetrahedrons, Cones and Cylinders resting only on their bases (No problems on, axis inclinations, spheres and hollow solids), True shape of section.

04 Hours

Orthographic views : Conversion of pictorial views into orthographic projections of simple machine partswith or without section. (Bureau of Indian Standards conventions are to be followed for the drawings), Hidden line conventions, Precedence of lines.

04 Hours

Unit II
Thread forms : Thread terminology, sectional views of threads. ISO Metric (Internal & External), BSW (Internal and External), square, Acme and Sellers thread, American Standard thread.
Fasteners : Hexagonal headed bolt and nut with washer (assembly), square headed bolt and nut with washer (assemly) simple assembly using stud bolts with nut and lock nut. Flanged nut, slotted nut, taper and split pin for locking, counter sunk head screw, grub screw, Allen screw.

08Hours

PART B

Unit III
Keys and Joints: Parallel, Taper, Feather Key, Gibhead key and Woodruff key
Riveted joints: Single and double riveted lap joints, Butt joints with single/double cover straps (Chain and zigzag using snap head riveters).
Joints: Cotter joint (socket and spigot), Knuckle joint (pin joint) for two rods.

08 Hours

Unit |IV

Couplings : Split muff coupling, Protected type flange coupling, Pin (bush) type flexible coupling, Oldham's coupling and Universal coupling (Hook's Joint).

06 Hours

PART C

Limits, Fits and Tolerances : Introduction, Fundamental tolerances, Deviations, Methods of placing limit dimensions, Types of fits with symbols and applications, Geometrical tolerances on drawings, Standards followed in industry.

03 Hours

Assembly Drawings: (Part drawings shall be given)

1. Plummer block (Pedestal Bearing)
2. Rams Bottom Safety Valve
3. I.C. Engine connecting rod
4. Screw jack (Bottle type)
5. Tailstock of lathe
6. Machine vice
7. Lathe square tool post

17 Hours

Course Outcomes: Students will be able to

1. Improve their visualization skills.
2. Understand the theory of projection.
3. Make component drawings.
4. Produce the assembly drawings using part drawings.
5. Engage in life long learning using sketching and drawing as communication tool.

Text Books :

1. 'A Primer on Computer Aided Machine Drawing-2007', Published by VTU, Belgaum.
2. 'Machine Drawing', N.D.Bhat & V.M.Panchal, Published by Charotar Publishing House, 1999.
3. 'Machine Drawing', N.Siddeshwar, P.Kannaih, V.V.S. Sastri, published by Tata Mc.Grawhill, 2006.

Reference Book :

1. "A Text Book of Computer Aided Machine Drawing", S. Trymbakaa Murthy, CBS Publishers, New Delhi, 2007.
2. 'Machine Drawing', K.R. Gopala Krishna, Subhash publication.

Note :

Internal Assessment: 20 Marks

Sketches shall be in sketch books and drawing shall through use of software on A3/A4 sheets. Sketch book and all the drawing printouts shall be submitted.

Scheme of Evaluation for Internal Assessment (20 Marks)

(a) Class work (Sketching and Computer Aided Machine drawing printouts in A4/A3 size sheets): 10Marks.
(b) Internal Assessment test in the same pattern as that of the main examination(Better of the two Tests): 10 marks.

Scheme of Examination:

Two questions to be set from each PartA, partB and PartC.
Student has to answer one question each from PartA , PartB for 15 marks each and one question from Part C for 50 marks.

Part A	1X15	= 15 Marks
Part B	1X15	= 15 Marks
Part C	1X50	= 50 Marks
Total		= 80 Marks

INSTRUCTION
FOR
COMPUTER AIDED MACHINE DRAWING (15ME36A/46A) EXAMINATION

1. No restriction of timing for sketching/ computerization of solutions. The total duration is 3 hours.
2. It is desirable to do sketching of all the solutions before computerization.
3. Drawing instruments may be used for sketching.
4. For Part A and Part B 2D drafting environment should be used.
5. For Part C 3D part environment should be used for parts assembly drawing and extract 2D views.

MECHANICAL MEASUREMENTS AND METROLOGY

Course	Code	Credits	L-T-P	Assessment		Exam Duration
				SEE	CIA	
Mechanical Measurements and Metrology	15ME36B / 46B	03	3-0-0	80	20	3Hrs

COURSE OBJECTIVES

Students are expected to –

- Understand metrology, its advancements & measuring instruments,
- Acquire knowledge on different standards of length, calibration of End Bars, linear and angular measurements, Screw thread and gear measurement & comparators.
- Equip with knowledge of limits, fits, tolerances and gauging.
- Acquire knowledge of measurement systems and methods with emphasis on different transducers, intermediate modifying and terminating devices.
- Understand the measurement of Force, Torque, Pressure, Temperature and Strain.

MODULE -1

Introduction to Metrology: Definition, objectives and concept of metrology, Need of inspection, Principles, process, methods of measurement, Classification and selection of measuring instruments and systems. Accuracy, precision and errors in measurement.

System of measurement, Material Standard, Wavelength Standards, Subdivision of standards, Line and End standards, Classification of standards and Traceability, calibration of End bars(Numericals), standardization.

Linear Measurement and angular measurements:

Slip gauges- Indian standards on slip gauge, method of selection of slip gauge, stack of slip gauge, adjustable slip gauge, wringing of slip gauge, care of slip gauge, slip gauge accessories, problems on building of slip gauges (M87, M112).

Measurement of angles- sine bar, sine center, angle gauges, optical instruments for angular measurements, Auto collimator-applications for measuring straightness and squareness. **10 Hours**

MODULE -2

System of Limits, Fits, Tolerance and Gauging:

Definition of tolerance, Specification in assembly, Principle of interchangeability and selective assembly, limits of size, Indian standards, concept of limits of size and tolerances, definition of fits, hole basis system, shaft basis system, types of fits and their designation (IS 919-1963), geometric tolerance, position-tolerances.

Classification of gauges, brief concept of design of gauges (Taylor's principles), Wear allowance on gauges, Types of gauges-plain plug gauge, ring gauge, snap gauge, limit gauge and gauge materials.

Comparators:

Functional requirements, classification, mechanical- Johnson Mikrokator, sigma comparators, dial indicator, electrical- principles, , LVDT, Pneumatic- back pressure gauges, solex comparators and optical comparators- Zeiss ultra-optimeter.

10 Hours

MODULE -3

Measurement of screw thread and gear:

Terminology of screw threads, measurement of major diameter, minor diameter, pitch, angle and effective diameter of screw threads by 2-wire and 3- wire methods, best size wire. Screw thread gauges,Tool maker's microscope.

Gear tooth terminology, tooth thickness measurement using constant chord method, addendum comparator method and base tangent method, measurement of pitch, concentricity, run out, and involute profile. Gear roll tester for composite error.

Advances in metrology:

Basic concepts of lasers, advantages of lasers, laser interferometers, types, applications. Basic concepts of Coordinate Measuring Machines- constructional features, applications. **10 Hours**

MODULE -4

Measurement systems and basic concepts of measurement methods:

Definition, significance of measurement, generalized measurement system, definitions and concept of accuracy, precision, calibration, threshold, sensitivity, hysteresis, repeatability, linearity, loading effect, system response-time delay. Errors in measurement, classification of errors. Transducers, transfer efficiency, primary and secondary transducers, electrical, mechanical, electronic transducers, advantages of each type transducers.

Intermediate modifying and terminating devices: Mechanical systems, inherent problems, electrical intermediate modifying devices, input circuitry, ballast circuit, electronic amplifiers. Terminating devices, Cathode ray oscilloscope, Oscillographs.

10 Hours

MODULE -5

Force, Torque and Pressure Measurement:

Direct methods and indirect method, force measuring inst. Torque measuring inst., Types of dynamometers, Absorption dynamometer, Prony brake and rope brake dynamometer, and power measuring instruments.Pressure measurement, principle, use of elastic members, Bridgeman gauge, McLeod gauge, Pirani gauge.

Measurement of strain and temperature:

Theory of strain gauges, types, electrical resistance strain gauge, preparation and mounting of strain gauges, gauge factor, methods of strain measurement. Temperature Compensation, Wheatstone bridge circuit, orientation of strain gauges for force and torque, Strain gauge based load cells and torque sensors.

Resistance thermometers, thermocouple, law of thermocouple, materials used for construction, pyrometer, optical pyrometer.

10 Hours

COURSE OUTCOMES

At the end of the course students will be able to –

	Description	CL	POs
CO1	Understand the objectives of metrology, methods of measurement, selection of measuring instruments, standards of measurement and calibration of end bars.	U	PO1, PO6
CO2	Describe slip gauges, wringing of slip gauges and building of slip gauges, angle measurement using sine bar, sine center, angle gauges, optical instruments and straightness measurement using Autocollimator.	U	PO1, PO6
CO3	Explain tolerance, limits of size, fits, geometric and position tolerances, gauges and their design.	U	PO1, PO6
CO4	Understand the principle of Johnson Mikrokator, sigma comparator, dial indicator, LVDT, back pressure gauges, Solex comparators and Zeiss Ultra Optimeter	U	PO1, PO6
CO5	Describe measurement of major diameter, minor diameter, pitch, angle and effective diameter of screw threads by 2 – wire, 3 – wire methods, screw thread gauges and tool maker's microscope.	U	PO1, PO6
CO6	Explain measurement of tooth thickness using constant chord method, addendum comparator methods and base tangent method, composite error using gear roll tester and measurement of pitch, concentricity, run out and involute profile.	U	PO1, PO6
CO7	Understand laser interferometers and Coordinate measuring machines.	U	PO1, PO6
CO8	Explain measurement systems, transducers, intermediate modifying devices and terminating devices.	U	PO1, PO6
CO9	Describe functioning of force, torque, pressure, strain and temperature measuring devices.	U	PO1, PO6

TEXT BOOKS:

1. **Mechanical Measurements,** Beckwith Marangoni and Lienhard, Pearson Education, 6th Ed., 2006.
2. **Instrumentation, Measurement and Analysis,** B C Nakra, K K Chaudhry, 4th Edition**,** McGraw –Hill
3. **Engineering Metrology,** R.K. Jain, Khanna Publishers, Delhi, 2009.

REFERENCE BOOKS:

1. **Engineering Metrology and Measurements,** Bentley, Pearson Education.
2. **Theory and Design for Mechanical Measurements,III edition,** Richard S Figliola, Donald E Beasley, WILEY India Publishers.
3. **Engineering Metrology,** Gupta I.C., Dhanpat Rai Publications.
4. **Deoblin's Measurement system**, Ernest Deoblin, Dhanesh manick, McGraw –Hill.
5. **Engineering Metrology and Measurements,** N.V.Raghavendra and L.Krishnamurthy, Oxford University Press.

Scheme of Examination:

Two question to be set from each module. Students have to answer five full questions, choosing at least one full question from each module.

MATERIALS TESTING LAB

Course	Code	Credits	L-T-P	Assessment		Exam Duration
				SEE	CIA	
Material Testing Lab	15MEL47A / 47B	02	1-0-2	80	20	3Hrs

COURSE OBJECTIVES

Students are expected-

1. To learn the concept of the preparation of samples to perform characterization such as microstructure, volume fraction of phases and grain size.
2. To understand mechanical behavior of various engineering materials by conducting standard tests.
3. To learn material failure modes and the different loads causing failure.
4. To learn the concepts of improving the mechanical properties of materials by different methods like heat treatment, surface treatment etc.

PART – A

1. Preparation of specimen for Metallographic examination of different engineering materials.
   To report microstructures of plain carbon steel, tool steel, gray C.I, SG iron, Brass, Bronze & composites.

2. Heat treatment: Annealing, normalizing, hardening and tempering of steel.
   Metallographic specimens of heat treated components to be supplied and students should report microstructures of furnace cooled,water cooled, air cooled, tempered steel.
   Students should be able to distinguish the phase changes in a heat treated specimen compared to untreated specimen.
3. Brinell, Rockwell and Vickers's Hardness tests on untreated and heat treated specimens.
4. To study the defects of Cast and Welded components using
   Non-destructive tests like:
   a) Ultrasonic flaw detection
   b) Magnetic crack detection
   c) Dye penetration testing.

PART – B

5. Tensile, shear and compression tests of steel, aluminum and cast iron specimens using Universal Testing Machine
6. Torsion Test on steel bar.
7. Bending Test on steel and wood specimens.
8. Izod and Charpy Tests on Mild steel and C.I Specimen.
9. To study the wear characteristics of ferrous and non-ferrous materials under different parameters.
10. Fatigue Test (demonstration only).

COURSE OUTCOMES

At the end of the course, the students will be able to:

1. Acquire experimentation skills in the field of material testing.
2. 2.Develop theoretical understanding of the mechanical properties of materials by performing experiments.
3. Apply the knowledge to analyze a material failure and determine the failure inducing agent/s.
4. Apply the knowledge of testing methods in related areas.
5. Know how to improve structure/behavior of materials for various industrial applications.

Students should make observations on nature of failure and manifestations of failure in each of the experiments apart from reporting values of mechanical properties determined after conducting the tests.

Scheme of Examination:

ONE question from part -A:	**25 Marks**
ONE question from part -B:	**40 Marks**
Viva -Voice:	**15 Marks**
Total :	**80 Marks**

MECHANICAL MEASUREMENTS AND METROLOGY LAB

Course	Code	Credits	L-T-P	Assessment		Exam Duration
				SEE	CIA	
Mechanical Measurements and Metrology Lab	15MEL37B / 47B	02	1-0-2	80	20	3Hrs

COURSE OBJECTIVES:

1. To illustrate the theoretical concepts taught in Mechanical Measurements & Metrology through experiments.
2. To illustrate the use of various measuring tools measuring techniques.
3. To understand calibration techniques of various measuring devices.

PART-A: MECHANICAL MEASUREMENTS

1. Calibration of Pressure Gauge
2. Calibration of Thermocouple
3. Calibration of LVDT
4. Calibration of Load cell
5. Determination of modulus of elasticity of a mild steel specimen using strain gauges.

PART-B: METROLOGY

1. Measurements using Optical Projector / Toolmaker Microscope.
2. Measurement of angle using Sine Center / Sine bar / bevel protractor
3. Measurement of alignment using Autocollimator / Roller set
4. Measurement of cutting tool forces using
    a) Lathe tool Dynamometer OR
    b) Drill tool Dynamometer.
5. Measurements of Screw thread Parameters using two wire or Three-wire methods.
6. Measurements of Surface roughness, Using Tally Surf/Mechanical Comparator
7. Measurement of gear tooth profile using gear tooth Vernier /Gear tooth micrometer
8. Calibration of Micrometer using slip gauges
9. Measurement using Optical Flats

COURSE OUTCOMES

At the end of the course, the students will be able to

	Description	CL	POs
CO1	To calibrate pressure gauge, thermocouple, LVDT, load cell, micrometer.	U	PO1, PO6
CO2	To measure angle using Sine Center/ Sine Bar/ Bevel Protractor, alignment using Autocollimator/ Roller set.	U	PO1, PO6
CO3	To demonstrate measurements using Optical Projector/Tool maker microscope, Optical flats.	U	PO1, PO6
CO4	To measure cutting tool forces using Lathe/Drill tool dynamometer.	U	PO1, PO6
CO5	To measure Screw thread parameters using 2-Wire or 3-Wire method, gear tooth profile using gear tooth vernier/Gear tooth micrometer.	U	PO1, PO6
CO6	To measure surface roughness using Tally Surf/ Mechanical Comparator.	U	PO1, PO6

Scheme of Examination:

ONE question from part -A:	**25 Marks**
ONE question from part -B:	**40 Marks**
Viva -Voice:	**15 Marks**
Total :	**80 Marks**

FOUNDRY AND FORGING LAB

Course	Code	Credits	L-T-P	Assessment		Exam Duration
				SEE	CIA	
Foundry And Forging Lab	15MEL38A / 48A	02	1-0-2	80	20	3Hrs

COURSE OBJECTIVES:

- To provide an insight into different sand preparation and foundry equipment's.
- To provide an insight into different forging tools and equipment's.
- To provide training to students to enhance their practical skills.
- To practically demonstrate precautions to be taken during casting and hot working.
- To develop team qualities and ethical principles.

PART A

1. **Testing of Molding sand and Core sand**

   Preparation of sand specimens and conduction of the following tests:

   1. Compression, Shear and Tensile tests on Universal Sand Testing Machine.
   2. Permeability test
   3. Sieve Analysis to find Grain Fineness Number(GFN) of Base Sand
   4. Clay content determination in Base Sand.

PART B

2. **Foundry Practice**
   1. Use of foundry tools and other equipment's.
   2. Preparation of molding sand mixture.
   3. Preparation of green sand molds using two molding boxes kept ready for pouring.
      - Using patterns (Single piece pattern and Split pattern)
      - Without patterns.
      - Incorporating core in the mold. (Core boxes).
      - Preparation of one casting (Aluminum or cast iron-Demonstration only)

PART C

3. **Forging Operations :**

   Use of forging tools and other equipment's
   - Calculation of length of the raw material required to prepare the model considering scale loss.
   - Preparing minimum three forged models involving upsetting, drawing and bending operations.
   - Demonstration of forging model using Power Hammer.

COURSE OUTCOMES

Students will be able to

- Demonstrate various skills of sand preparation, molding.
- Demonstrate various skills of forging operations.
- Work as a team keeping up ethical principles.

Question paper pattern:

One question is to be set from Part-A	15 Marks
One question is to be set from either Part-B or Part-C	35 Marks
Calculation of length of the raw material required for forging model is compulsory irrespective of the student preparing part-B or part-C model	
Calculation of length for Forging	10 Marks
Viva – Voce	20 Marks
Total	20 Marks

MACHINE SHOP

Course	Code	Credits	L-T-P	Assessment		Exam Duration
				SEE	CIA	
Machine Shop	15MEL38b / 48B	02	1-0-2	80	20	3Hrs

COURSE OBJECTIVES

- To provide an insight to different machine tools, accessories and attachments
- To train students into machining operations to enrich their practical skills
- To inculcate team qualities and expose students to shop floor activities
- To educate students about ethical , environmental and safety standards

PART – A

Preparation of three models on lathe involving

Plain turning, Taper turning, Step turning, Thread cutting, Facing, Knurling, Drilling, Boring, Internal Thread cutting and Eccentric turning.

PART – B

Cutting of V Groove/ dovetail / Rectangular groove using a shaper

Cutting of Gear Teeth using Milling Machine

PART –C

For demonstration

Demonstration of formation of cutting parameters of single point cutting tool using bench grinder / tool & cutter grinder. Demonstration of surface milling /slot milling

COURSE OUTCOMES

At the end of the course, the students will be able to

COs	Description	CL	POs
CO1	Perform turning , facing , knurling , thread cutting, tapering , eccentric turning and allied operations	A	PO1, PO6, PO9
CO2	Perform keyways / slots , grooves etc using shaper	A	PO1, PO6, PO9
CO3	Perform gear tooth cutting using milling machine	A	PO1, PO6, PO9
CO4	Understand the formation of cutting tool parameters of single point cutting tool using bench grinder / tool and cutter grinder	U	PO1, PO6
CO5	Understand Surface Milling/Slot Milling	U	PO1, PO6
CO6	Demonstrate precautions and safety norms followed in Machine Shop	U	PO8
CO7	Exhibit interpersonal skills towards working in a team	U	PO9

One Model from Part – A	40 Marks
One Model from Part – B	20 Marks
Viva – Voce	20 Marks
Total	80 Marks